

Pirelli French Round, 2 - 4 October 2020

Results Race 1

Laps 17 = 107,627 Km - Time of Race 33'44.088 - Avg. 191,423 km/h

Pos	Grid	No. Rider	Nat	Team	Bike	Class	LL	Int.	Gap	Rel.	Fastest Lap	Speed	Qualifying	Speed
1	4	55 A. LOCATELLI	ITA	BARDAHL Evan Bros. WorldSSP Team	Yamaha YZF R6		17	I1.1			1'53.962	246,3	1'50.281	249,7
2	2	44 L. MAHIAS	FRA	Kawasaki Puccetti Racing	Kawasaki ZX-6R		17	I1.1	1.427	1.427	1'54.457	237,1	1'49.467	246,3
3	16	38 H. SOOMER	EST	Kallio Racing	Yamaha YZF R6		17	FL.1	2 Sectors	2 Sectors	1'54.404	245,7	1'52.882	251,4
4	5	3 R. DE ROSA	ITA	MV Agusta Reparto Corse	MV Agusta F3 675		17	FL.1	2 Sectors	13.547	1'55.571	245,7	1'50.577	251,4
5	13	34 K. MANFREDI	ITA	Altogoo Racing Team	Yamaha YZF R6	*	17	FL.1	2 Sectors	0.295	1'55.623	241,9	1'52.054	245,2
6	21	61 C. ONCU	TUR	Turkish Racing Team	Kawasaki ZX-6R		17	FL.1	2 Sectors	0.604	1'55.217	243,0	1'53.845	246,3
7	3	81 M. GONZALEZ	ESP	Kawasaki ParkinGO Team	Kawasaki ZX-6R		17	FL.1	2 Sectors	0.591	1'55.617	245,2	1'50.064	252,0
8	20	22 F. FULIGNI	ITA	MV Agusta Reparto Corse	MV Agusta F3 675		17	FL	3 Sectors	1 Sector	1'56.442	242,4	1'53.744	245,7
9	17	56 P. SEBESTYEN	HUN	OXXO Yamaha Team Toth	Yamaha YZF R6		16	I3.1	1 Lap	1 Lap	1'57.097	243,5	1'52.893	244,1
10	10	99 D. WEBB	GBR	WRP Wepol Racing	Yamaha YZF R6		16	I3.1	1 Lap	1.684	1'57.057	240,8	1'51.377	248,0
11	8	94 C. PEROLARI	FRA	GMT94 Yamaha	Yamaha YZF R6		16	I3.1	1 Lap	0.698	1'57.886	244,1	1'50.861	248,0
12	15	4 S. ODENDAAL	RSA	EAB Ten Kate Racing	Yamaha YZF R6		16	I3.1	1 Lap	0.466	1'57.000	243,0	1'52.837	249,1
13	9	32 I. VINALES	ESP	Kallio Racing	Yamaha YZF R6		16	I3.1	1 Lap	0.453	1'56.985	244,1	1'50.918	248,5
14	18	5 P. OETTL	GER	Kawasaki Puccetti Racing	Kawasaki ZX-6R		16	I3.1	1 Lap	3.053	1'58.127	241,9	1'53.313	248,5
15	22	47 A. BASSANI	ITA	Soradis Yamaha Motoxracing	Yamaha YZF R6	*	16	I3.1	1 Lap	6.910	1'57.567	238,7	1'53.924	244,1
16	19	12 A. RUIZ CARRANZA	ESP	EMPERADOR Racing Team	Yamaha YZF R6	*	16	I2	1 Lap	3 Sectors	1'59.544	241,9	1'53.576	246,8
17	25	84 L. CRESSON	BEL	OXXO Yamaha Team Toth	Yamaha YZF R6		16	I1.1	1 Lap	1 Sector	1'59.382	236,1	1'53.674	242,4
18	14	25 A. VERDOIA	FRA	bLU cRU WorldSSP by MS Racing	Yamaha YZF R6		16	FL	1 Lap	3 Sectors	2'01.917	240,3	1'52.322	249,1
-----Not Classified-----														
RET	11	30 G. VAN STRAALEN	NED	MPM Routz Racing Team	Yamaha YZF R6		16				1'57.630	242,4	1'51.689	245,2
RET	1	11 K. SMITH	GBR	GMT94 Yamaha	Yamaha YZF R6		12				1'54.880	243,5	1'49.318	252,6
RET	7	98 K. HANIKA	CZE	WRP Wepol Racing	Yamaha YZF R6		7				1'57.491	240,3	1'50.671	251,4
RET	6	9 G. HENDRA PRATAMA	INA	bLU cRU WorldSSP by MS Racing	Yamaha YZF R6		4				1'59.755	227,2	1'50.581	246,8
RET	12	78 H. OKUBO	JPN	Dynavolt Honda	Honda CBR600RR		4				2'07.121	229,1	1'51.692	246,8
RET	23	42 S. FROSSARD	SUI	Moto Team Jura Vitesse	Yamaha YZF R6		2					200,3	1'54.181	246,3
NS	24	52 P. HOBELSBERGER	GER	Dynavolt Honda	Honda CBR600RR								1'55.895	241,3

AIR	Humidity:	88%	Temp:	11°C
TRACK	Condition:	Wet	Temp:	14°C

Records	Pole (SP2)	2018	F.Caricasulo	1'40.416	158,14 Km/h
	Race (RC)	2018	S.Cortese	1'41.185	156,94 Km/h
	All Times (SP2)	2018	F.Caricasulo	1'40.416	158,14 Km/h
Race Fastest Lap		Lap 17	A.Locatelli	1'53.962	139,34 Km/h

LAP LEADERS				
No. Rider	From	To	Laps	Total
55 A. LOCATELLI	1	17	17	17

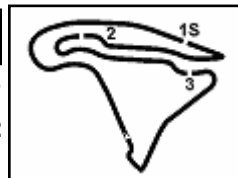
TOTAL LEADER LAPS	
No. Rider	Laps
55 A. LOCATELLI	148
16 J. CLUZEL	20
44 L. MAHIAS	10
5 P. OETTL	3
74 J. VAN SIKKELERUS	1
94 C. PEROLARI	1

* WorldSSP Challenge

Start 03/10/2020 15:16 End 15:53 The results are provisional until the end of the time limit for protests and appeals and the completion of the technical checks.

These data/results cannot be reproduced, stored and/or transmitted in whole or in part by any manner of electronic, mechanical, photocopying, recording, broadcasting or otherwise now known or herein after developed without the previous express consent by the copyright owner, except for reproduction in daily press and regular printed publications on sale to the public within 60 days of the event related to those data/results and always provided that copyright symbol appears together as follows below.

© DORNA WSBK ORGANIZATION Srl 2020



Pirelli French Round, 2 - 4 October 2020

Results Race 1

Race Highlights

Time	No. Rider	Description
15.02.28	52 Hobelsberger	Will not start
15.13.01		Warm-up Lap Start
15.16.06		Start
15.17.15		No Jump Start
15.18.25	42 Frossard	Entered Pits
15.22.33	42 Frossard	Exited Pits
15.24.36	9 Hendra Pratama	Crashed - Turn 2
15.24.37	78 Okubo	Entered Pits
15.24.48	42 Frossard	Entered Pits
15.25.11	9 Hendra Pratama	Out
15.25.35	78 Okubo	Retired
15.28.06	11 Smith	Crashed - Turn 15
15.28.22	11 Smith	Re-joined
15.29.06	42 Frossard	Retired
15.31.17	98 Hanika	Crashed - Turn 7
15.32.15	98 Hanika	Out
15.39.36		2/3 of Race Distance Completed
15.40.10	11 Smith	Crashed - Turn 1
15.40.39	11 Smith	Not Actively Competing
15.43.29	11 Smith	Medical Centre
15.49.50		RED FLAG
15.50.25	30 van Straalen	Crashed - Turn 13
15.51.13		2020 WorldSSP Winning Manufacturer: Yamaha
15.52.43	30 van Straalen	Out
15.53.15		End Of Session

Start End The results are provisional until the end of the time limit for protests and appeals
03/10/2020 15:16 15:53 and the completion of the technical checks.

These data/results cannot be reproduced, stored and/or transmitted in whole or in part by any manner of electronic, mechanical, photocopying, recording, broadcasting or otherwise now known or herein after developed without the previous express consent by the copyright owner, except for reproduction in daily press and regular printed publications on sale to the public within 60 days of the event related to those data/results and always provided that copyright symbol appears together as follows below.

© DORNA WSBK ORGANIZATION Srl 2020

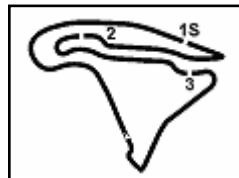
PIRELLI PERUGIA TIMING



Official Tyre Supplier



Official Timekeeper



Magny-Cours 4.411 m

1 / 4

Pirelli French Round, 2 - 4 October 2020

Lap Chart Race 1

		Lap																
		1	2	3	4	5	6	7	8	9	10	11	12	13	14	15	16	17
1	55	55	55	55	55	55	55	55	55	55	55	55	55	55	55	55	55	55
2	44	44	44	44	44	44	44	44	44	44	44	44	44	44	44	44	44	44
3	11	11	11	11	11	81	38	38	38	38	38	38	38	38	38	38	38	38
4	81	81	81	81	81	34	81	34	34	34	61	61	61	3	3	3	3	3
5	94	3	3	34	34	61	34	81	61	61	34	3	3	34	34	34	34	34
6	3	94	34	3	61	38	61	61	81	3	3	34	34	61	61	61	61	61
7	9	9	9	61	3	3	3	3	81	81	81	81	81	81	81	81	81	81
8	30	30	61	38	38	98	98	5	11	11	11	11	22	22	22	22	22	22
9	4	34	94	9	98	5	5	99	5	5	5	22	5	5	56	56	56	56
10	98	4	30	94	30	30	99	11	99	99	22	5	30	94	94	99	99	99
11	99	98	38	98	94	94	30	94	22	22	94	94	94	30	5	94	94	94
12	34	61	98	30	5	99	94	22	94	94	99	30	32	56	99	4	4	4
13	61	99	99	99	99	22	22	56	56	56	30	32	56	99	30	5	5	5
14	5	38	5	5	22	11	11	30	30	30	56	56	99	32	32	30	30	30
15	38	5	4	4	56	56	56	32	32	32	32	99	4	4	4	4	4	4
16	56	47	47	22	4	32	32	4	4	4	4	4	47	47	47	47	47	47
17	47	56	56	56	47	4	4	47	47	47	47	47	12	12	12	12	12	12
18	22	22	22	47	32	47	47	12	12	12	12	12	84	84	84	84	84	84
19	78	32	32	32	12	12	12	84	84	84	84	84	25	25	25	25	25	25
20	12	78	12	12	84	84	25	25	25	25	25	25						
21	32	12	78	84	25	25	25											
22	25	25	25	25														
23	84	84	84	78														
24	42	42																

03/10/2020

These data/results cannot be reproduced, stored and/or transmitted in whole or in part by any manner of electronic, mechanical, photocopying, recording, broadcasting or otherwise now known or herein after developed without the previous express consent by the copyright owner, except for reproduction in daily press and regular printed publications on sale to the public within 60 days of the event related to those data/results and always provided that copyright symbol appears together as follows below.

© DORNA WSBK ORGANIZATION Srl 2020

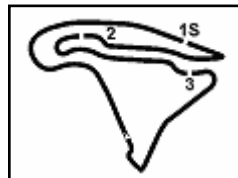
FCR PERUGIA TIMING



Official Tyre Supplier



Official Timekeeper



Magny-Cours 4.411 m

Pirelli French Round, 2 - 4 October 2020

Lap Chart Race 1

2 / 4

Lap 1

1	55	A.Locatelli	2'00.323
2	44	L.Mahias	0.523
3	11	K.Smith	2.262
4	81	M.Gonzalez	3.032
5	94	C.Perolari	3.655
6	3	R.De Rosa	4.302
7	9	G.Hendra Pratama	4.520
8	30	G.van Straalen	4.772
9	4	S.Odendaal	5.292
10	98	K.Hanika	5.903
11	99	D.Webb	6.263
12	34	K.Manfredi	6.423
13	61	C.Oncu	6.838
14	5	P.Oettl	7.149
15	38	H.Soomer	7.255
16	56	P.Sebestyen	7.698
17	47	A.Bassani	8.026
18	22	F.Fuligni	8.780
19	78	H.Okubo	9.963
20	12	A.Ruiz Carranza	12.959
21	32	I.Vinales	13.257
22	25	A.Verdoia	14.163
23	84	L.Cresson	17.266
24	42	S.Frossard	26.237

22	25	A.Verdoia	32.177
23	84	L.Cresson	32.656

Lap 4

1	55	A.Locatelli	7'54.471
2	44	L.Mahias	0.976
3	11	K.Smith	3.543
4	81	M.Gonzalez	10.328
5	34	K.Manfredi	11.483
6	3	R.De Rosa	12.459
7	61	C.Oncu	12.690
8	38	H.Soomer	13.135
9	9	G.Hendra Pratama	13.576
10	94	C.Perolari	14.297
11	98	K.Hanika	14.699
12	30	G.van Straalen	14.879
13	99	D.Webb	15.852
14	5	P.Oettl	16.130
15	4	S.Odendaal	17.915
16	22	F.Fuligni	18.732
17	56	P.Sebestyen	19.294
18	47	A.Bassani	19.783
19	32	I.Vinales	21.408
20	12	A.Ruiz Carranza	36.134
21	84	L.Cresson	41.625
22	25	A.Verdoia	42.069
23	78	H.Okubo	42.795

Lap 2

1	55	A.Locatelli	4'00.047
2	44	L.Mahias	0.258
3	11	K.Smith	2.299
4	81	M.Gonzalez	5.253
5	3	R.De Rosa	6.581
6	94	C.Perolari	6.777
7	9	G.Hendra Pratama	7.061
8	30	G.van Straalen	7.381
9	34	K.Manfredi	7.844
10	4	S.Odendaal	8.244
11	98	K.Hanika	8.497
12	61	C.Oncu	8.837
13	99	D.Webb	9.227
14	38	H.Soomer	9.348
15	5	P.Oettl	9.784
16	47	A.Bassani	10.959
17	56	P.Sebestyen	11.273
18	22	F.Fuligni	12.175
19	32	I.Vinales	16.361
20	78	H.Okubo	17.360
21	12	A.Ruiz Carranza	19.979
22	25	A.Verdoia	22.792
23	84	L.Cresson	24.002
24	42	S.Frossard	

Lap 5

1	55	A.Locatelli	9'51.093
2	44	L.Mahias	1.329
3	11	K.Smith	4.123
4	81	M.Gonzalez	12.198
5	34	K.Manfredi	13.154
6	61	C.Oncu	14.189
7	3	R.De Rosa	14.859
8	38	H.Soomer	14.996
9	98	K.Hanika	16.414
10	30	G.van Straalen	17.322
11	94	C.Perolari	17.878
12	5	P.Oettl	18.128
13	99	D.Webb	18.982
14	22	F.Fuligni	20.108
15	56	P.Sebestyen	21.966
16	4	S.Odendaal	23.625
17	47	A.Bassani	24.093
18	32	I.Vinales	24.388
19	12	A.Ruiz Carranza	42.469
20	84	L.Cresson	49.390
21	25	A.Verdoia	51.635

Lap 3

1	55	A.Locatelli	5'57.441
2	44	L.Mahias	0.545
3	11	K.Smith	3.061
4	81	M.Gonzalez	8.207
5	3	R.De Rosa	9.741
6	34	K.Manfredi	10.008
7	9	G.Hendra Pratama	10.851
8	61	C.Oncu	11.312
9	94	C.Perolari	11.532
10	30	G.van Straalen	11.861
11	38	H.Soomer	12.153
12	98	K.Hanika	12.422
13	99	D.Webb	13.217
14	5	P.Oettl	13.630
15	4	S.Odendaal	13.941
16	47	A.Bassani	14.935
17	56	P.Sebestyen	15.269
18	22	F.Fuligni	15.980
19	32	I.Vinales	19.278
20	12	A.Ruiz Carranza	28.729
21	78	H.Okubo	29.680

Lap 6

1	55	A.Locatelli	11'47.345
2	44	L.Mahias	1.217
3	81	M.Gonzalez	14.231
4	34	K.Manfredi	14.988
5	61	C.Oncu	15.833
6	38	H.Soomer	16.091
7	3	R.De Rosa	16.695
8	98	K.Hanika	17.653
9	5	P.Oettl	20.577
10	30	G.van Straalen	21.188
11	94	C.Perolari	21.613
12	99	D.Webb	21.914
13	22	F.Fuligni	22.529
14	11	K.Smith	23.045
15	56	P.Sebestyen	24.124
16	32	I.Vinales	27.510
17	4	S.Odendaal	28.247
18	47	A.Bassani	28.951
19	12	A.Ruiz Carranza	48.610
20	84	L.Cresson	56.092
21	25	A.Verdoia	1'00.789

Lap 7

1	55	A.Locatelli	13'44.032
2	44	L.Mahias	0.641
3	38	H.Soomer	15.553
4	81	M.Gonzalez	16.006
5	34	K.Manfredi	16.480
6	61	C.Oncu	16.993
7	3	R.De Rosa	17.684
8	98	K.Hanika	18.501
9	5	P.Oettl	22.520
10	99	D.Webb	23.407
11	30	G.van Straalen	23.702
12	94	C.Perolari	23.989
13	22	F.Fuligni	24.327
14	11	K.Smith	24.647
15	56	P.Sebestyen	25.767
16	32	I.Vinales	28.485
17	4	S.Odendaal	30.428
18	47	A.Bassani	32.457
19	12	A.Ruiz Carranza	53.561
20	84	L.Cresson	1'01.672
21	25	A.Verdoia	1'09.370

Lap 8

1	55	A.Locatelli	15'40.258
2	44	L.Mahias	0.381
3	38	H.Soomer	15.687
4	34	K.Manfredi	17.293
5	81	M.Gonzalez	17.461
6	61	C.Oncu	18.094
7	3	R.De Rosa	18.552
8	5	P.Oettl	25.447
9	99	D.Webb	26.056
10	11	K.Smith	26.251
11	94	C.Perolari	26.588
12	22	F.Fuligni	27.109
13	56	P.Sebestyen	27.424
14	30	G.van Straalen	27.912
15	32	I.Vinales	29.702
16	4	S.Odendaal	32.819
17	47	A.Bassani	35.873
18	12	A.Ruiz Carranza	58.100
19	84	L.Cresson	1'07.630
20	25	A.Verdoia	1'18.852

Lap 9

1	55	A.Locatelli	17'36.588
2	44	L.Mahias	0.348
3	38	H.Soomer	15.149
4	34	K.Manfredi	17.211
5	61	C.Oncu	18.840
6	81	M.Gonzalez	18.960
7	3	R.De Rosa	19.361
8	11	K.Smith	26.171
9	5	P.Oettl	28.089
10	99	D.Webb	28.577
11	22	F.Fuligni	28.987
12	94	C.Perolari	29.377
13	56	P.Sebestyen	29.576
14	30	G.van Straalen	29.766
15	32	I.Vinales	30.357
16	4	S.Odendaal	34.799
17	47	A.Bassani	39.076
18	12	A.Ruiz Carranza	1'03.322
19	84	L.Cresson	1'13.628
20	25	A.Verdoia	1'27.192

Lap 10

1	55	A.Locatelli	19'32.123
2	44	L.Mahias	0.843
3	38	H.Soomer	15.041
4	34	K.Manfredi	18.348
5	61	C.Oncu	20.286
6	3	R.De Rosa	21.477

7	81	M.Gonzalez	21.768
8	11	K.Smith	25.548
9	5	P.Oettl	31.100
10	99	D.Webb	31.414
11	22	F.Fuligni	31.624
12	94	C.Perolari	31.982
13	56	P.Sebestyen	32.380
14	30	G.van Straalen	32.691
15	32	I.Vinales	33.208
16	4	S.Odendaal	37.600
17	47	A.Bassani	43.117
18	12	A.Ruiz Carranza	1'08.578
19	84	L.Cresson	1'19.459
20	25	A.Verdoia	1'35.706

Lap 11

1	55	A.Locatelli	21'27.360
2	44	L.Mahias	1.098
3	38	H.Soomer	15.035
4	61	C.Oncu	21.912
5	34	K.Manfredi	22.452
6	3	R.De Rosa	23.035
7	81	M.Gonzalez	23.238
8	11	K.Smith	25.191
9	5	P.Oettl	35.150
10	22	F.Fuligni	35.509
11	94	C.Perolari	35.888
12	99	D.Webb	36.251
13	30	G.van Straalen	36.457
14	56	P.Sebestyen	36.665
15	32	I.Vinales	36.910
16	4	S.Odendaal	39.717
17	47	A.Bassani	47.124
18	12	A.Ruiz Carranza	1'13.753
19	84	L.Cresson	1'24.910
20	25	A.Verdoia	1'44.543

Lap 12

1	55	A.Locatelli	23'22.760
2	44	L.Mahias	1.522
3	38	H.Soomer	14.039
4	61	C.Oncu	23.338
5	3	R.De Rosa	24.134
6	34	K.Manfredi	24.435
7	81	M.Gonzalez	24.731
8	11	K.Smith	25.073
9	22	F.Fuligni	37.033
10	5	P.Oettl	37.877
11	94	C.Perolari	38.374
12	30	G.van Straalen	38.687
13	32	I.Vinales	39.555
14	56	P.Sebestyen	40.003
15	99	D.Webb	40.497
16	4	S.Odendaal	41.361
17	47	A.Bassani	50.206
18	12	A.Ruiz Carranza	1'19.532
19	84	L.Cresson	1'29.584
20	25	A.Verdoia	1'51.733

Lap 13

1	55	A.Locatelli	25'18.727
2	44	L.Mahias	1.222
3	38	H.Soomer	13.347
4	61	C.Oncu	24.231
5	3	R.De Rosa	24.757
6	34	K.Manfredi	25.006
7	81	M.Gonzalez	25.233
8	22	F.Fuligni	38.516
9	5	P.Oettl	40.429
10	30	G.van Straalen	40.657
11	94	C.Perolari	40.897
12	32	I.Vinales	41.013
13	56	P.Sebestyen	41.364
14	99	D.Webb	42.185
15	4	S.Odendaal	42.394

03/10/2020

These data/results cannot be reproduced, stored and/or transmitted in whole or in part by any manner of electronic, mechanical, photocopying, recording, broadcasting or otherwise now known or herein after developed without the previous express consent by the copyright owner, except for reproduction in daily press and regular printed publications on sale to the public within 60 days of the event related to those data/results and always provided that copyright symbol appears together as follows below.

© DORNA WSBK ORGANIZATION Srl 2020

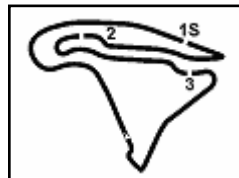
FCR PERUGIA TIMING



Official Tyre Supplier



Official Timekeeper



Magny-Cours 4.411 m

3 / 4

Pirelli French Round, 2 - 4 October 2020

Lap Chart Race 1

16	47 A.Bassani	52.619	6	61 C.Oncu	29.727
17	12 A.Ruiz Carranza	1'24.443	7	81 M.Gonzalez	30.285
18	84 L.Cresson	1'34.778	8	22 F.Fuligni	46.656
19	25 A.Verdoia				

Lap 14

1	55 A.Locatelli	27'14.394
2	44 L.Mahias	0.708
3	38 H.Soomer	13.024
4	3 R.De Rosa	25.197
5	34 K.Manfredi	25.485
6	61 C.Oncu	26.043
7	81 M.Gonzalez	26.229
8	22 F.Fuligni	39.929
9	5 P.Oettl	43.068
10	94 C.Perolari	43.294
11	30 G.van Straalen	43.497
12	56 P.Sebestyen	43.854
13	99 D.Webb	44.414
14	32 I.Vinales	44.633
15	4 S.Odendaal	44.891
16	47 A.Bassani	54.939
17	12 A.Ruiz Carranza	1'29.099
18	84 L.Cresson	1'39.075
19	25 A.Verdoia	

Lap 15

1	55 A.Locatelli	29'09.252
2	44 L.Mahias	0.819
3	38 H.Soomer	14.069
4	3 R.De Rosa	25.910
5	34 K.Manfredi	26.250
6	61 C.Oncu	27.416
7	81 M.Gonzalez	27.610
8	22 F.Fuligni	42.052
9	56 P.Sebestyen	46.188
10	94 C.Perolari	46.596
11	5 P.Oettl	47.129
12	99 D.Webb	47.361
13	30 G.van Straalen	47.500
14	32 I.Vinales	48.047
15	4 S.Odendaal	48.133
16	47 A.Bassani	57.775
17	12 A.Ruiz Carranza	1'34.683
18	84 L.Cresson	1'43.599
19	25 A.Verdoia	

Lap 16

1	55 A.Locatelli	31'04.043
2	44 L.Mahias	0.485
3	38 H.Soomer	14.427
4	3 R.De Rosa	26.941
5	34 K.Manfredi	27.142
6	61 C.Oncu	27.842
7	81 M.Gonzalez	28.630
8	22 F.Fuligni	44.176
9	56 P.Sebestyen	48.494
10	99 D.Webb	49.627
11	94 C.Perolari	49.837
12	4 S.Odendaal	50.962
13	5 P.Oettl	51.439
14	30 G.van Straalen	51.476
15	32 I.Vinales	51.698
16	47 A.Bassani	1'00.551
17	12 A.Ruiz Carranza	1'39.436
18	84 L.Cresson	1'48.246
19	25 A.Verdoia	

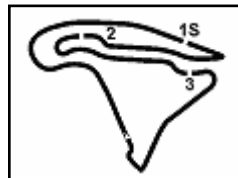
Lap 17

1	55 A.Locatelli	32'58.005
2	44 L.Mahias	1.250
3	38 H.Soomer	15.538
4	3 R.De Rosa	29.121
5	34 K.Manfredi	29.315

03/10/2020

These data/results cannot be reproduced, stored and/or transmitted in whole or in part by any manner of electronic, mechanical, photocopying, recording, broadcasting or otherwise now known or herein after developed without the previous express consent by the copyright owner, except for reproduction in daily press and regular printed publications on sale to the public within 60 days of the event related to those data/results and always provided that copyright symbol appears together as follows below.

© DORNA WSBK ORGANIZATION Srl 2020



Magny-Cours 4.411 m

4 / 4

Pirelli French Round, 2 - 4 October 2020

Lap Chart Race 1

Race Pace Comparison

	55 Loc	44 Mah	38 Soo	3 DeR	34 Man	61 Onc	81 Gon	22 Ful	56 Seb	99 Web	94 Per	4 Ode	32 Vin	25 Ver
1	2'00.323	2'00.846	2'07.578	2'04.625	2'06.746	2'07.161	2'03.355	2'09.103	2'08.021	2'06.586	2'03.978	2'05.615	2'13.580	2'14.486
2	1'59.724	1'59.459	2'01.817	2'02.003	2'01.145	2'01.723	2'01.945	2'03.119	2'03.299	2'02.688	2'02.846	2'02.676	2'02.828	2'08.353
3	1'57.394	1'57.681	2'00.199	2'00.554	1'59.558	1'59.869	2'00.348	2'01.199	2'01.390	2'01.384	2'02.149	2'03.091	2'00.311	2'06.779
4	1'57.030	1'57.461	1'58.012	1'59.748	1'58.505	1'58.408	1'59.151	1'59.782	2'01.055	1'59.665	1'59.795	2'01.004	1'59.160	2'06.922
5	1'56.622	1'56.975	1'58.483	1'59.022	1'58.293	1'58.121	1'58.492	1'57.998	1'59.294	1'59.752	2'00.203	2'02.332	1'59.602	2'06.188
6	1'56.252	1'56.140	1'57.347	1'58.088	1'58.086	1'57.896	1'58.285	1'58.673	1'58.410	1'59.184	1'59.987	2'00.874	1'59.374	2'05.406
7	1'56.687	1'56.111	1'56.149	1'57.676	1'58.179	1'57.847	1'58.462	1'58.485	1'58.330	1'58.180	1'59.063	1'58.868	1'57.662	2'05.268
8	1'56.226	1'55.966	1'56.360	1'57.094	1'57.039	1'57.327	1'57.681	1'59.008	1'57.883	1'58.875	1'58.825	1'58.617	1'57.443	2'05.708
9	1'56.330	1'56.297	1'55.792	1'57.139	1'56.248	1'57.076	1'57.829	1'58.208	1'58.482	1'58.851	1'59.119	1'58.310	1'56.985	2'04.670
10	1'55.535	1'56.030	1'55.427	1'57.651	1'56.672	1'56.981	1'58.343	1'58.172	1'58.339	1'58.372	1'58.140	1'58.336	1'58.386	2'04.049
11	1'55.237	1'55.492	1'55.231	1'56.795	1'59.341	1'56.863	1'56.707	1'59.122	1'59.522	2'00.074	1'59.143	1'57.354	1'58.939	2'04.074
12	1'55.400	1'55.824	1'54.404	1'56.499	1'57.383	1'56.826	1'56.893	1'56.924	1'58.738	1'59.646	1'57.886	1'57.044	1'58.045	2'02.590
13	1'55.967	1'55.667	1'55.275	1'56.590	1'56.538	1'56.860	1'56.469	1'57.450	1'57.328	1'57.655	1'58.490	1'57.000	1'57.425	2'06.806
14	1'55.667	1'55.153	1'55.344	1'56.107	1'56.146	1'57.479	1'56.663	1'57.080	1'58.157	1'57.896	1'58.064	1'58.164	1'59.287	2'03.537
15	1'54.858	1'54.969	1'55.903	1'55.571	1'55.623	1'56.231	1'56.239	1'56.981	1'57.192	1'57.805	1'58.160	1'58.100	1'58.272	2'01.917
16	1'54.791	1'54.457	1'55.149	1'55.822	1'55.683	1'55.217	1'55.811	1'56.915	1'57.097	1'57.057	1'58.032	1'57.620	1'58.442	2'05.612
17	1'53.962	1'54.727	1'55.073	1'56.142	1'56.135	1'55.847	1'55.617	1'56.442						

	5 Oet	47 Bas	30 vSr	12 Rui	84 Cre	11 Smi	98 Han	9 Hen	78 Oku	42 Fro
1	2'07.472	2'08.349	2'05.095	2'13.282	2'17.589	2'02.585	2'06.226	2'04.843	2'10.286	2'26.560
2	2'02.359	2'02.657	2'02.333	2'06.744	2'06.460	1'59.761	2'02.318	2'02.265	2'07.121	6'22.910
3	2'01.240	2'01.370	2'01.874	2'06.144	2'06.048	1'58.156	2'01.319	2'01.184	2'09.714	
4	1'59.530	2'01.878	2'00.048	2'04.435	2'05.999	1'57.512	1'59.307	1'59.755	2'10.145	
5	1'58.620	2'00.932	1'59.065	2'02.957	2'04.387	1'57.202	1'58.337			
6	1'58.701	2'01.110	2'00.118	2'02.393	2'02.954	2'15.174	1'57.491			
7	1'58.630	2'00.193	1'59.201	2'01.638	2'02.267	1'58.289	1'57.535			
8	1'59.153	1'59.642	2'00.436	2'00.765	2'02.184	1'57.830				
9	1'58.972	1'59.533	1'58.184	2'01.552	2'02.328	1'56.250				
10	1'58.546	1'59.576	1'58.460	2'00.791	2'01.366	1'54.912				
11	1'59.287	1'59.244	1'59.003	2'00.412	2'00.688	1'54.880				
12	1'58.127	1'58.482	1'57.630	2'01.179	2'00.074	1'55.282				
13	1'58.519	1'58.380	1'57.937	2'00.878	2'01.161					
14	1'58.306	1'57.987	1'58.507	2'00.323	1'59.964					
15	1'58.919	1'57.694	1'58.861	2'00.442	1'59.382					
16	1'59.101	1'57.567	1'58.767	1'59.544	1'59.438					

03/10/2020

These data/results cannot be reproduced, stored and/or transmitted in whole or in part by any manner of electronic, mechanical, photocopying, recording, broadcasting or otherwise now known or herein after developed without the previous express consent by the copyright owner, except for reproduction in daily press and regular printed publications on sale to the public within 60 days of the event related to those data/results and always provided that copyright symbol appears together as follows below.

© DORNA WSBK ORGANIZATION Srl 2020

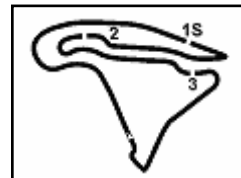
FICR PERUGIA TIMING



Official Tyre Supplier



Official Timekeeper



Pirelli French Round, 2 - 4 October 2020

Chronological Analysis Race 1

Magny-Cours 4.411 m

Start at 15:16'02.397

1 / 4

3 R. DE ROSA (1'55.571)							
Lap	Seg.1	Seg.2	Seg.3	Seg.4	Lap Time	km/h	Local Time
1		27.702	28.551	31.413	2'04.625	221,6	15:18'07.022
2	36.585	26.618	28.073	30.727	2'02.003	227,2	15:20'09.025
3	36.273	26.344	27.628	30.309	2'00.554	234,0	15:22'09.579
4	36.178	26.297	27.444	29.829	1'59.748	234,5	15:24'09.327
5	35.532	26.257	27.393	29.840	1'59.022	236,6	15:26'08.349
6	35.647	25.821	27.025	29.595	1'58.088	239,2	15:28'06.437
7	35.156	25.710	27.129	29.681	1'57.676	243,5	15:30'04.113
8	35.200	25.437	26.853	29.604	1'57.094	238,7	15:32'01.207
9	34.855	25.647	26.951	29.686	1'57.139	233,0	15:33'58.346
10	35.134	25.741	27.470	29.306	1'57.651	238,2	15:35'55.997
11	34.982	25.233	27.152	29.428	1'56.795	243,0	15:37'52.792
12	34.902	25.647	26.857	29.093	1'56.499	237,6	15:39'49.291
13	35.027	25.736	26.627	29.200	1'56.590	240,3	15:41'45.881
14	34.834	25.289	26.739	29.245	1'56.107	243,5	15:43'41.988
15	34.846	25.069	26.575	29.081	1'55.571	243,5	15:45'37.559
16	34.794	25.145	26.610	29.273	1'55.822	244,1	15:47'33.381
17	34.877	25.254	26.871	29.140	1'56.142	245,7	15:49'29.523

Last Passing Point FL.1 at 15:49'45.953

4 S. ODENDAAL (1'57.000)							
Lap	Seg.1	Seg.2	Seg.3	Seg.4	Lap Time	km/h	Local Time
1		27.626	28.966	31.409	2'05.615	208,8	15:18'08.012
2	36.764	26.641	28.188	31.083	2'02.676	232,0	15:20'10.688
3	36.255	27.077	28.394	31.365	2'03.091	237,1	15:22'13.779
4	36.396	26.534	27.975	30.099	2'01.004	218,5	15:24'14.783
5	36.137	26.316	29.532	30.347	2'02.332	238,2	15:26'17.115
6	36.540	26.367	27.829	30.138	2'00.874	238,2	15:28'17.989
7	35.964	25.692	27.566	29.646	1'58.868	240,8	15:30'16.857
8	35.762	25.882	27.456	29.517	1'58.617	241,3	15:32'15.474
9	35.565	25.743	27.392	29.610	1'58.310	239,2	15:34'13.784
10	35.557	25.678	27.328	29.773	1'58.336	237,1	15:36'12.120
11	35.419	25.564	27.141	29.230	1'57.354	240,8	15:38'09.474
12	35.342	25.293	27.078	29.331	1'57.044	243,0	15:40'06.518
13	35.306	25.439	26.956	29.299	1'57.000	241,3	15:42'03.518
14	35.207	26.180	27.072	29.705	1'58.164	239,7	15:44'01.682
15	35.195	25.921	27.033	29.951	1'58.100	225,8	15:45'59.782
16	35.315	25.756	27.155	29.394	1'57.620	228,1	15:47'57.402

Last Passing Point I3.1 at 15:49'37.675

5 P. OETTL (1'58.127)							
Lap	Seg.1	Seg.2	Seg.3	Seg.4	Lap Time	km/h	Local Time
1		28.055	29.186	32.094	2'07.472	196,7	15:18'09.869
2	37.088	26.661	27.877	30.733	2'02.359	210,4	15:20'12.228
3	36.096	26.422	28.046	30.676	2'01.240	222,0	15:22'13.468
4	35.803	26.304	27.353	30.070	1'59.530	221,6	15:24'12.998
5	35.714	25.963	27.278	29.665	1'58.620	224,8	15:26'11.618
6	35.755	25.832	27.184	29.930	1'58.701	227,2	15:28'10.319
7	35.738	25.739	27.199	29.954	1'58.630	241,9	15:30'08.949
8	35.748	25.764	27.726	29.915	1'59.153	238,2	15:32'08.102
9	35.676	25.640	27.645	30.011	1'58.972	239,7	15:34'07.074
10	35.720	25.681	27.411	29.734	1'58.546	239,7	15:36'05.620
11	35.391	26.208	27.886	29.602	1'59.287	238,7	15:38'04.907
12	35.435	25.940	27.143	29.609	1'58.127	238,7	15:40'03.034
13	35.739	25.717	27.143	29.920	1'58.519	238,2	15:42'01.553
14	35.579	25.737	27.160	29.830	1'58.306	239,7	15:43'59.859
15	35.478	25.775	27.259	30.407	1'58.919	235,6	15:45'58.778
16	35.484	26.084	27.246	30.287	1'59.101	230,1	15:47'57.879

Last Passing Point I3.1 at 15:49'41.181

9 G. HENDRA PRATAMA (1'59.755)							
Lap	Seg.1	Seg.2	Seg.3	Seg.4	Lap Time	km/h	Local Time
1		27.384	28.828	31.775	2'04.843	218,9	15:18'07.240
2	36.703	26.701	27.938	30.923	2'02.265	225,8	15:20'09.505
3	36.231	26.756	27.992	30.205	2'01.184	219,8	15:22'10.689

11 K. SMITH (1'54.880)							
Lap	Seg.1	Seg.2	Seg.3	Seg.4	Lap Time	km/h	Local Time
1		26.886	28.428	30.334	2'02.585	222,5	15:18'04.982
2	36.289	26.168	27.635	29.669	1'59.761	233,0	15:20'04.743
3	35.548	25.991	27.095	29.522	1'58.156	238,7	15:22'02.899
4	35.445	25.533	27.157	29.377	1'57.512	237,6	15:24'00.411
5	35.453	25.650	26.989	29.110	1'57.202	236,6	15:25'57.613
6	35.356	25.685	26.823	29.310	1'56.174	238,7	15:28'12.787
7	35.497	25.575	27.153	30.064	1'58.289	237,1	15:30'11.076
8	34.947	26.097	27.323	29.463	1'57.830	243,5	15:32'08.906
9	35.249	25.456	26.867	28.678	1'56.250	238,7	15:34'05.156
10	34.626	25.109	26.475	28.702	1'54.912	243,0	15:36'00.068
11	34.572	25.225	26.523	28.560	1'54.880	242,4	15:37'54.948
12	34.493	25.070	26.655	29.064	1'55.282	243,0	15:39'50.230

Last Passing Point FL at 15:39'50.230

12 A. RUIZ CARRANZA (1'59.544)							
Lap	Seg.1	Seg.2	Seg.3	Seg.4	Lap Time	km/h	Local Time
1		28.789	29.989	33.727	2'13.282	206,8	15:18'15.679
2	37.906	27.438	28.877	32.523	2'06.744	231,0	15:20'22.423
3	37.123	27.410	29.332	32.279	2'06.144	234,5	15:22'28.567
4	37.117	26.875	28.460	31.983	2'04.435	238,7	15:24'33.002
5	36.802	26.450	28.246	31.459	2'02.957	238,7	15:26'35.959
6	36.674	26.465	28.166	31.088	2'02.393	240,3	15:28'38.352
7	36.152	26.327	28.095	31.064	2'01.638	240,3	15:30'39.990
8	36.032	26.170	27.743	30.820	2'00.765	240,3	15:32'40.755
9	36.014	26.630	27.576	31.332	2'01.552	239,2	15:34'42.307
10	35.921	25.946	27.764	31.160	2'00.791	239,7	15:36'43.098
11	35.737	26.048	27.776	30.851	2'00.412	240,8	15:38'43.510
12	35.877	26.072	28.119	31.111	2'01.179	240,3	15:40'44.689
13	35.814	26.114	27.948	31.002	2'00.878	239,2	15:42'45.567
14	35.926	26.115	27.527	30.755	2'00.323	239,2	15:44'45.890
15	36.040	26.035	27.508	30.859	2'00.442	239,7	15:46'46.332
16	35.820	25.799	27.331	30.594	1'59.544	241,9	15:48'45.876

Last Passing Point I2 at 15:49'47.114

22 F. FULIGNI (1'56.442)							
Lap	Seg.1	Seg.2	Seg.3	Seg.4	Lap Time	km/h	Local Time
1		27.842	28.769	31.954	2'09.103	198,5	15:18'11.500
2	37.264	27.089	28.080	30.686	2'03.119	223,0	15:20'14.619
3	36.363	26.326	27.825	30.685	2'01.199	232,5	15:22'15.818
4	36.134	26.210	27.414	30.024	1'59.782	231,5	15:24'15.600
5	35.558	25.698	26.984	29.758	1'57.998	239,7	15:26'13.598
6	35.485	25.629	27.174	30.385	1'58.673	238,2	15:28'12.271
7	35.428	25.748	27.333	29.976	1'58.485	236,1	15:30'10.756
8	35.625	25.840	27.747	29.796	1'59.008	237,6	15:32'09.764
9	35.250	26.017	27.258	29.683	1'58.208	238,2	15:34'07.972
10	35.291	25.793	27.204	29.884	1'58.172	240,3	15:36'06.144
11	35.274	25.937	27.875	30.036	1'59.122	238,2	15:38'05.266
12	35.201	25.285	26.795	29.643	1'56.924	242,4	15:40'02.190
13	35.825	25.382	26.732	29.511	1'57.450	237,1	15:41'59.640
14	35.638	25.469	26.542	29.431	1'57.080	239,2	15:43'56.720
15	35.210	25.452	26.799	29.520	1'56.981	240,3	15:45'53.701
16	35.375	25.420	26.549	29.571	1'56.915	238,7	15:47'50.616
17	35.388	25.144	26.503	29.407	1'56.442	239,2	15:49'47.058

Last Passing Point FL at 15:49'47.058

25 A. VERDOIA (2'01.917)							
Lap	Seg.1	Seg.2	Seg.3	Seg.4	Lap Time	km/h	Local Time
1		29.538	30.658	33.102	2'14.486	195,6	15:18'16.883
2	38.756	27.925	29.785	31.887	2'08.353	218,9	15:20'25.236
3	38.052	27.444	29.583	31.700	2'06.779	235,1	15:22'32.015
4	37.829	27.269	29.805	32.019	2'06.922	235,1	15:24'38.937

03/10/2020

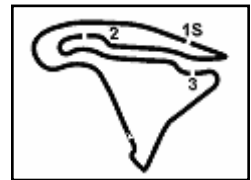
P = Pits In/Out - C = Lap Time Cancelled

These data/results cannot be reproduced, stored and/or transmitted in whole or in part by any manner of electronic, mechanical, photocopying, recording, broadcasting or otherwise now known or herein after developed without the previous express consent by the copyright owner, except for reproduction in daily press and regular printed publications on sale to the public within 60 days of the event related to those data/results and always provided that copyright symbol appears together as follows below.

© DORNA WSBK ORGANIZATION Srl 2020

FICR PERUGIA TIMING





Pirelli French Round, 2 - 4 October 2020

Chronological Analysis Race 1

Magny-Cours 4.411 m

Start at 15:16'02.397

2 / 4

5	37.856	27.361	29.468	31.503	2'06.188	229,6	15:26'45.125	11	35.063	25.637	26.650	31.991	1'59.341	238,2	15:37'52.209
6	37.689	27.076	29.285	31.356	2'05.406	234,0	15:28'50.531	12	35.275	26.215	26.579	29.314	1'57.383	230,6	15:39'49.592
7	37.533	27.197	29.242	31.296	2'05.268	237,1	15:30'55.799	13	34.852	25.222	26.679	29.785	1'56.538	241,9	15:41'46.130
8	37.348	27.464	29.484	31.412	2'05.708	236,6	15:33'01.507	14	34.904	25.447	26.575	29.220	1'56.146	235,6	15:43'42.276
9	37.313	26.933	29.427	30.997	2'04.670	238,7	15:35'06.177	15	35.026	25.126	26.328	29.143	1'55.623	233,5	15:45'37.899
10	37.103	26.797	29.065	31.084	2'04.049	237,6	15:37'10.226	16	34.988	25.080	26.430	29.185	1'55.683	239,2	15:47'33.582
11	37.094	26.889	29.156	30.935	2'04.074	238,2	15:39'14.300	17	35.055	25.095	26.729	29.256	1'56.135	241,3	15:49'29.717
12	36.808	26.496	28.621	30.665	2'02.590	239,2	15:41'16.890	Last Passing Point FL.1 at 15:49'46.248							
13	37.329	30.074	28.550	30.853	2'06.806	235,6	15:43'23.696	38 H. SOOMER (1'54.404)							
14	36.806	26.311	28.443	31.977	2'03.537	239,2	15:45'27.233	Lap	Seg.1	Seg.2	Seg.3	Seg.4	Lap Time	km/h	Local Time
15	36.832	26.152	28.389	30.544	2'01.917	239,2	15:47'29.150	1		27.790	29.333	32.102	2'07.578	198,8	15:18'09.975
16	36.507	26.193	32.144	30.768	2'05.612	240,3	15:49'34.762	2	36.703	26.449	27.863	30.802	2'01.817	229,6	15:20'11.792
Last Passing Point FL at 15:49'34.762								3	36.013	26.678	27.511	29.997	2'00.199	229,6	15:22'11.991

30 G. VAN STRAALLEN (1'57.630)							
Lap	Seg.1	Seg.2	Seg.3	Seg.4	Lap Time	km/h	Local Time
1		27.662	28.646	31.623	2'05.095	220,2	15:18'07.492
2	36.919	26.804	28.038	30.572	2'02.333	238,2	15:20'09.825
3	36.312	27.029	27.848	30.685	2'01.874	234,5	15:22'11.699
4	36.046	26.330	27.309	30.363	2'00.048	236,6	15:24'11.747
5	35.787	26.259	27.208	29.811	1'59.065	237,1	15:26'10.812
6	36.338	26.250	27.546	29.984	2'00.118	235,1	15:28'10.930
7	35.822	25.947	27.024	30.408	1'59.201	238,2	15:30'10.131
8	35.665	26.178	28.157	30.436	2'00.436	240,3	15:32'10.567
9	35.393	26.028	27.070	29.693	1'58.184	237,1	15:34'08.751
10	35.600	26.138	27.053	29.669	1'58.460	242,4	15:36'07.211
11	35.272	25.668	27.307	30.756	1'59.003	239,7	15:38'06.214
12	35.400	25.939	26.976	29.315	1'57.630	240,8	15:40'03.844
13	35.629	25.736	26.987	29.585	1'57.937	238,2	15:42'01.781
14	35.669	25.975	27.068	29.795	1'58.507	238,2	15:44'00.288
15	35.373	25.895	27.189	30.404	1'58.861	241,3	15:45'59.149
16	35.269	26.095	27.336	30.067	1'58.767	240,8	15:47'57.916
Last Passing Point I3 at 15:49'26.399							

32 I. VINALES (1'56.985)							
Lap	Seg.1	Seg.2	Seg.3	Seg.4	Lap Time	km/h	Local Time
1		28.055	29.391	39.154	2'13.580	235,6	15:18'15.977
2	37.432	26.850	27.719	30.827	2'02.828	230,1	15:20'18.805
3	36.302	26.354	27.562	30.093	2'00.311	235,1	15:22'19.116
4	36.050	26.071	27.248	29.791	1'59.160	237,6	15:24'18.276
5	35.464	25.923	27.609	30.606	1'59.602	232,0	15:26'17.878
6	36.187	26.120	27.271	29.796	1'59.374	235,6	15:28'17.252
7	35.553	25.428	27.112	29.569	1'57.662	241,3	15:30'14.914
8	35.319	25.778	27.160	29.186	1'57.443	234,5	15:32'12.357
9	35.069	25.322	26.840	29.754	1'56.985	238,2	15:34'09.342
10	35.098	26.229	27.115	29.944	1'58.386	235,6	15:36'07.728
11	34.951	25.934	27.655	30.399	1'58.939	236,6	15:38'06.667
12	35.297	25.752	27.384	29.612	1'58.045	240,3	15:40'04.712
13	35.117	25.584	26.979	29.745	1'57.425	234,0	15:42'02.137
14	35.371	26.133	27.371	30.412	1'59.287	244,1	15:44'01.424
15	35.219	25.699	27.249	30.105	1'58.272	230,6	15:45'59.696
16	34.854	26.107	27.246	30.235	1'58.442	233,5	15:47'58.138
Last Passing Point I3.1 at 15:49'38.128							

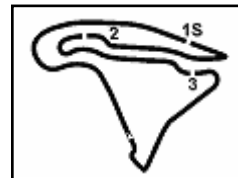
34 K. MANFREDI (1'55.623)							
Lap	Seg.1	Seg.2	Seg.3	Seg.4	Lap Time	km/h	Local Time
1		27.761	29.066	32.119	2'06.746	201,0	15:18'09.143
2	36.528	26.294	27.720	30.603	2'01.145	215,9	15:20'10.288
3	35.926	26.339	27.252	30.041	1'59.558	236,6	15:22'09.846
4	35.938	25.619	26.879	30.069	1'58.505	235,1	15:24'08.351
5	35.658	25.746	26.992	29.897	1'58.293	230,6	15:26'06.644
6	35.708	25.558	26.870	29.950	1'58.086	236,1	15:28'04.730
7	35.661	25.850	26.830	29.838	1'58.179	229,6	15:30'02.909
8	35.185	25.529	26.821	29.504	1'57.039	240,3	15:31'59.948
9	35.082	25.145	26.663	29.358	1'56.248	238,7	15:33'56.196
10	35.172	25.320	26.639	29.541	1'56.672	237,1	15:35'52.868

38 H. SOOMER (1'54.404)							
Lap	Seg.1	Seg.2	Seg.3	Seg.4	Lap Time	km/h	Local Time
1		27.790	29.333	32.102	2'07.578	198,8	15:18'09.975
2	36.703	26.449	27.863	30.802	2'01.817	229,6	15:20'11.792
3	36.013	26.678	27.511	29.997	2'00.199	229,6	15:22'11.991
4	35.557	25.908	27.218	29.329	1'58.012	235,1	15:24'10.003
5	35.768	25.511	27.712	29.492	1'58.483	243,5	15:26'08.486
6	35.477	25.649	26.801	29.420	1'57.347	240,3	15:28'05.833
7	35.037	25.007	26.776	29.279	1'56.149	245,7	15:30'01.982
8	35.007	25.398	26.937	29.018	1'56.360	243,5	15:31'58.342
9	34.915	25.266	26.674	28.937	1'55.792	241,9	15:33'54.134
10	34.723	25.079	26.454	29.171	1'55.427	244,6	15:35'49.561
11	34.764	24.930	26.716	28.821	1'55.231	243,5	15:37'44.792
12	34.642	24.796	26.255	28.711	1'54.404	243,5	15:39'39.196
13	34.768	24.671	26.657	29.179	1'55.275	244,6	15:41'34.471
14	34.898	24.901	26.498	29.047	1'55.344	244,6	15:43'29.815
15	35.019	24.977	26.685	29.222	1'55.903	243,5	15:45'25.718
16	34.773	24.972	26.400	29.004	1'55.149	244,6	15:47'20.867
17	34.599	24.953	26.382	29.139	1'55.073	245,2	15:49'15.940
Last Passing Point FL.1 at 15:49'32.406							

42 S. FROSSARD							
Lap	Seg.1	Seg.2	Seg.3	Seg.4	Lap Time	km/h	Local Time
1		31.025	33.054	39.453	2'26.560P	186,5	15:18'28.957
2	4'44.494	29.042	31.419	37.955	6'22.910P	200,3	15:24'51.867
Last Passing Point FL at 15:24'51.867							

44 L. MAHIAS (1'54.457)							
Lap	Seg.1	Seg.2	Seg.3	Seg.4	Lap Time	km/h	Local Time
1		26.704	28.408	30.377	2'00.846	222,0	15:18'03.243
2	36.110	26.146	27.627	29.576	1'59.459	226,2	15:20'02.702
3	35.410	25.778	27.013	29.480	1'57.681	235,6	15:22'00.383
4	35.341	25.619	26.950	29.551	1'57.461	233,0	15:23'57.844
5	35.666	25.536	26.786	28.987	1'56.975	233,0	15:25'54.819
6	34.914	25.446	26.582	29.198	1'56.140	236,1	15:27'50.959
7	35.040	25.568	26.490	29.013	1'56.111	237,1	15:29'47.070
8	34.868	25.448	26.571	29.079	1'55.966	235,1	15:31'43.036
9	35.069	25.646	26.546	29.036	1'56.297	225,3	15:33'39.333
10	34.967	25.479	26.551	29.033	1'56.030	232,0	15:35'35.363
11	34.614	25.346	26.522	29.010	1'55.492	233,0	15:37'30.855
12	34.822	25.402	26.319	29.281	1'55.824	230,1	15:39'26.679
13	34.802	25.589	26.360	28.916	1'55.667	236,6	15:41'22.346
14	34.754	25.334	26.229	28.836	1'55.153	231,0	15:43'17.499
15	34.583	25.330	26.209	28.847	1'54.969	235,1	15:45'12.468
16	34.401	25.239	26.124	28.693	1'54.457	235,1	15:47'06.925
17	34.292	25.233	26.303	28.899	1'54.727	236,6	15:49'01.652
Last Passing Point I1.1 at 15:49'47.912							

47 A. BASSANI (1'57.567)							
Lap	Seg.1	Seg.2	Seg.3	Seg.4	Lap Time	km/h	Local Time
1		27.988	29.558	31.896	2'08.349	201,8	15:18'10.746
2	36.728	26.783	28.397	30.749	2'02.657	205,2	15:20'13.403
3	36.171	26.671	28.074	30.454	2'01.370	227,2	15:22'14.773
4	36.158	26.684	28.262	30.774	2'01.878	220,2	15:24'16.651
5	35.878	26.393	28.108	30.553	2'00.932	232,0	15:26'17.583
6	36.393	26.519	28.009	30.189	2'01.110	230,1	15:28'18.693
7	35.909	26.401	27.945	29.938	2'00.193	223,9	15:30'18.886



Magny-Cours 4.411 m

Pirelli French Round, 2 - 4 October 2020

Chronological Analysis Race 1

Start at 15:16'02.397

3 / 4

9	35.796	26.078	27.692	29.967	1'59.533	235,6	15:34'18.061	14	35.320	25.660	26.971	29.528	1'57.479	240,8	15:43'42.834
10	35.774	26.061	27.602	30.139	1'59.576	232,5	15:36'17.637	15	35.168	25.249	26.696	29.118	1'56.231	240,8	15:45'39.065
11	35.845	26.019	27.531	29.849	1'59.244	230,1	15:38'16.881	16	34.727	25.072	26.440	28.978	1'55.217	243,0	15:47'34.282
12	35.731	25.728	27.319	29.704	1'58.482	231,0	15:40'15.363	17	34.459	25.495	26.483	29.410	1'55.847	241,9	15:49'30.129
13	35.566	25.671	27.389	29.754	1'58.380	237,1	15:42'13.743	Last Passing Point FL.1 at 15:49'46.852							
14	35.624	25.616	27.258	29.489	1'57.987	229,6	15:44'11.730	78 H. OKUBO (2'07.121)							
15	35.455	25.525	27.204	29.510	1'57.694	236,6	15:46'09.424	Lap	Seg.1	Seg.2	Seg.3	Seg.4	Lap Time	km/h	Local Time
16	35.477	25.601	27.204	29.285	1'57.567	235,1	15:48'06.991	1		28.335	29.515	31.673	2'10.286	190,8	15:18'12.683
Last Passing Point I3.1 at 15:49'48.091								2	37.883	27.465	29.613	32.160	2'07.121	218,0	15:20'19.804
Last Passing Point I3.1 at 15:49'48.091								3	38.370	28.565	29.823	32.956	2'09.714	223,0	15:22'29.518
Last Passing Point I3.1 at 15:49'48.091								4	37.548	28.593	29.439	34.565	2'10.145P	229,1	15:24'39.663
Last Passing Point I3.1 at 15:49'48.091								81 M. GONZALEZ (1'55.617)							

55 A. LOCATELLI (1'53.962)

Lap	Seg.1	Seg.2	Seg.3	Seg.4	Lap Time	km/h	Local Time
1		26.549	27.785	30.348	2'00.323	232,0	15:18'02.720
2	36.476	25.898	27.343	30.007	1'59.724	237,1	15:20'02.444
3	35.530	25.353	26.864	29.647	1'57.394	241,9	15:21'59.838
4	35.510	25.292	26.563	29.665	1'57.030	242,4	15:23'56.868
5	35.361	25.190	26.611	29.460	1'56.622	240,8	15:25'53.490
6	35.301	25.049	26.632	29.270	1'56.252	243,5	15:27'49.742
7	35.201	25.710	26.414	29.362	1'56.687	241,9	15:29'46.429
8	35.273	25.390	26.405	29.158	1'56.226	241,9	15:31'42.655
9	35.288	25.326	26.486	29.230	1'56.330	239,2	15:33'38.985
10	35.115	25.016	26.333	29.071	1'55.535	241,3	15:35'34.520
11	34.932	24.980	26.148	29.177	1'55.237	243,5	15:37'29.757
12	34.951	25.024	26.290	29.135	1'55.400	241,9	15:39'25.157
13	35.088	25.180	26.412	29.287	1'55.967	241,3	15:41'21.124
14	35.083	25.224	26.360	29.000	1'55.667	237,6	15:43'16.791
15	34.688	25.009	26.038	29.123	1'54.858	243,0	15:45'11.649
16	34.780	25.047	26.098	28.866	1'54.791	241,9	15:47'06.440
17	34.504	24.858	25.829	28.771	1'53.962	246,3	15:49'00.402

Last Passing Point I1.1 at 15:49'46.485

56 P. SEBESTYEN (1'57.097)

Lap	Seg.1	Seg.2	Seg.3	Seg.4	Lap Time	km/h	Local Time
1		27.749	29.282	31.697	2'08.021	207,6	15:18'10.418
2	37.072	27.024	28.383	30.820	2'03.299	215,0	15:20'13.717
3	36.572	26.433	27.906	30.479	2'01.390	222,5	15:22'15.107
4	36.505	26.739	27.588	30.223	2'01.055	225,8	15:24'16.162
5	36.215	25.918	27.333	29.828	1'59.294	237,1	15:26'15.456
6	35.927	25.601	26.826	30.056	1'58.410	238,7	15:28'13.866
7	36.136	25.573	26.968	29.653	1'58.330	239,2	15:30'12.196
8	35.637	25.847	26.652	29.747	1'57.883	238,2	15:32'10.079
9	35.527	25.711	27.265	29.979	1'58.482	235,6	15:34'08.561
10	35.603	25.771	27.242	29.723	1'58.339	238,2	15:36'06.900
11	35.500	26.028	27.326	30.668	1'59.522	233,5	15:38'06.422
12	35.420	26.067	27.264	29.987	1'58.738	237,6	15:40'05.160
13	35.444	25.400	26.637	29.847	1'57.328	240,8	15:42'02.488
14	35.461	25.793	27.317	29.586	1'58.157	240,8	15:44'00.645
15	35.345	25.679	26.824	29.344	1'57.192	243,5	15:45'57.837
16	35.527	25.560	26.584	29.426	1'57.097	236,1	15:47'54.934

Last Passing Point I3.1 at 15:49'34.827

61 C. ONCU (1'55.217)

Lap	Seg.1	Seg.2	Seg.3	Seg.4	Lap Time	km/h	Local Time
1		27.804	29.084	31.531	2'07.161	196,3	15:18'09.558
2	36.561	26.677	28.006	30.479	2'01.723	209,2	15:20'11.281
3	35.817	26.399	27.609	30.044	1'59.869	228,1	15:22'11.150
4	35.508	25.844	27.169	29.887	1'58.408	240,3	15:24'09.558
5	35.362	25.820	27.243	29.696	1'58.121	239,2	15:26'07.679
6	35.720	25.449	27.196	29.531	1'57.896	239,7	15:28'05.575
7	35.345	25.856	27.052	29.594	1'57.847	241,3	15:30'03.422
8	35.109	25.642	27.068	29.508	1'57.327	242,4	15:32'00.749
9	34.953	25.564	27.125	29.434	1'57.076	239,7	15:33'57.825
10	35.296	25.250	26.980	29.455	1'56.981	241,9	15:35'54.806
11	35.133	25.113	27.040	29.577	1'56.863	240,8	15:37'51.669
12	35.218	25.383	26.777	29.448	1'56.826	239,7	15:39'48.495
13	35.092	25.238	27.226	29.304	1'56.860	239,7	15:41'45.355

03/10/2020

P = Pits In/Out - C = Lap Time Cancelled

These data/results cannot be reproduced, stored and/or transmitted in whole or in part by any manner of electronic, mechanical, photocopying, recording, broadcasting or otherwise now known or herein after developed without the previous express consent by the copyright owner, except for reproduction in daily press and regular printed publications on sale to the public within 60 days of the event related to those data/results and always provided that copyright symbol appears together as follows below.

© DORNA WSBK ORGANIZATION Srl 2020

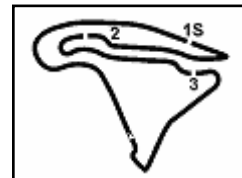
FIGR PERUGIA TIMING



Official Tyre Supplier



Official Timekeeper



Magny-Cours 4.411 m

4 / 4

Pirelli French Round, 2 - 4 October 2020

Chronological Analysis Race 1

Start at 15:16'02.397

11	35.182	26.018	27.666	30.277	1'59.143	232,0	15:38'05.645
12	35.382	25.828	27.018	29.658	1'57.886	235,1	15:40'03.531
13	35.647	25.812	26.944	30.087	1'58.490	229,6	15:42'02.021
14	35.474	25.775	26.964	29.851	1'58.064	239,7	15:44'00.085
15	35.394	25.895	27.097	29.774	1'58.160	235,1	15:45'58.245
16	35.339	25.893	26.983	29.817	1'58.032	235,1	15:47'56.277

Last Passing Point I3.1 at 15:49'37.209

98 K. HANIKA (1'57.491)

Lap	Seg.1	Seg.2	Seg.3	Seg.4	Lap Time	km/h	Local Time
1		27.795	29.100	31.708	2'06.226	206,0	15:18'08.623
2	36.723	26.509	28.213	30.873	2'02.318	229,1	15:20'10.941
3	36.077	26.711	27.905	30.626	2'01.319	230,1	15:22'12.260
4	35.644	26.385	27.267	30.011	1'59.307	232,5	15:24'11.567
5	35.326	26.172	27.131	29.708	1'58.337	239,7	15:26'09.904
6	35.475	25.779	26.684	29.553	1'57.491	237,1	15:28'07.395
7	35.430	25.700	26.882	29.523	1'57.535	240,3	15:30'04.930

Last Passing Point I1.1 at 15:30'51.949

99 D. WEBB (1'57.057)

Lap	Seg.1	Seg.2	Seg.3	Seg.4	Lap Time	km/h	Local Time
1		28.027	29.175	31.644	2'06.586	199,2	15:18'08.983
2	36.493	27.058	28.020	31.117	2'02.688	220,7	15:20'11.671
3	35.779	26.984	28.139	30.482	2'01.384	225,3	15:22'13.055
4	35.690	26.673	27.330	29.972	1'59.665	218,5	15:24'12.720
5	35.345	26.455	27.715	30.237	1'59.752	231,0	15:26'12.472
6	35.307	26.451	27.283	30.143	1'59.184	232,5	15:28'11.656
7	35.248	26.098	27.086	29.748	1'58.180	236,1	15:30'09.836
8	35.377	26.165	27.381	29.952	1'58.875	235,1	15:32'08.711
9	35.724	26.169	27.298	29.660	1'58.851	229,6	15:34'07.562
10	35.324	26.015	27.111	29.922	1'58.372	239,7	15:36'05.934
11	35.284	26.071	27.862	30.857	2'00.074	239,2	15:38'06.008
12	35.328	26.099	27.534	30.685	1'59.646	227,2	15:40'05.654
13	35.190	25.875	27.040	29.550	1'57.655	222,0	15:42'03.309
14	35.070	25.794	27.221	29.811	1'57.896	238,2	15:44'01.205
15	34.924	25.893	27.187	29.801	1'57.805	240,8	15:45'59.010
16	34.986	25.832	26.746	29.493	1'57.057	239,2	15:47'56.067

Last Passing Point I3.1 at 15:49'36.511

03/10/2020

P = Pits In/Out - C = Lap Time Cancelled

These data/results cannot be reproduced, stored and/or transmitted in whole or in part by any manner of electronic, mechanical, photocopying, recording, broadcasting or otherwise now known or herein after developed without the previous express consent by the copyright owner, except for reproduction in daily press and regular printed publications on sale to the public within 60 days of the event related to those data/results and always provided that copyright symbol appears together as follows below.

© DORNA WSBK ORGANIZATION Srl 2020

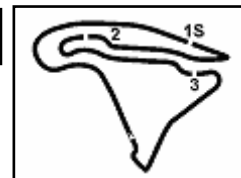
PIRELLI PERUGIA TIMING



Official Tyre Supplier



Official Timekeeper



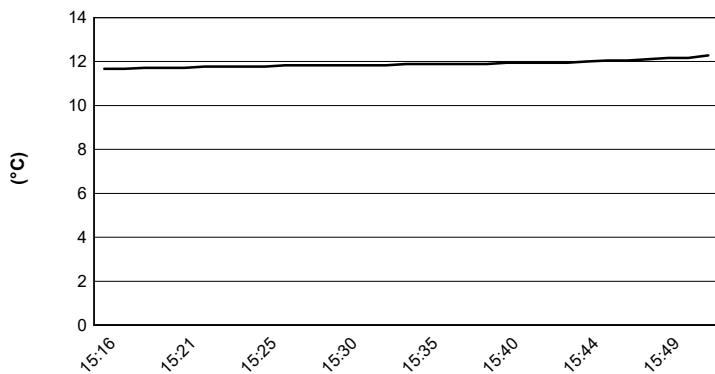
Magny-Cours 4.411 m

Pirelli French Round, 2 - 4 October 2020

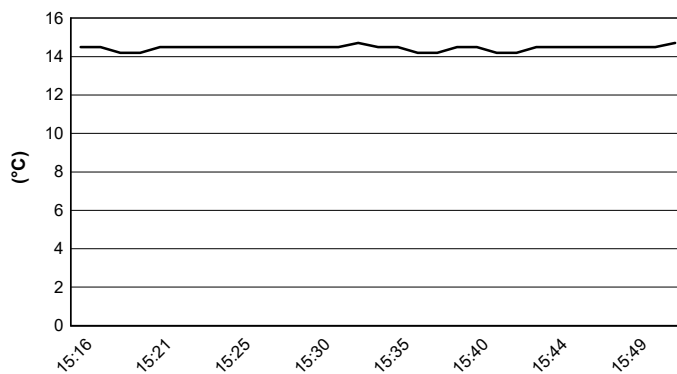
Weather Report Race 1

Session started 15:16 - Session ended 15:53

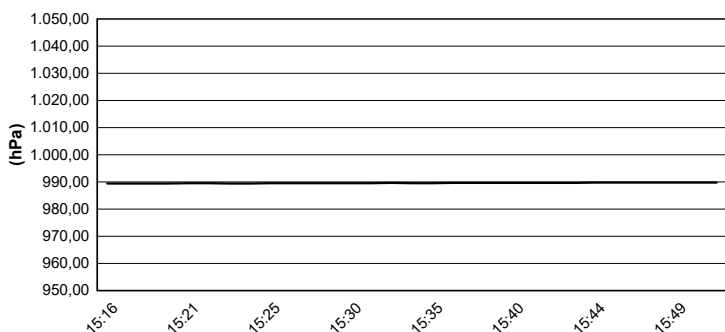
Air Temperature



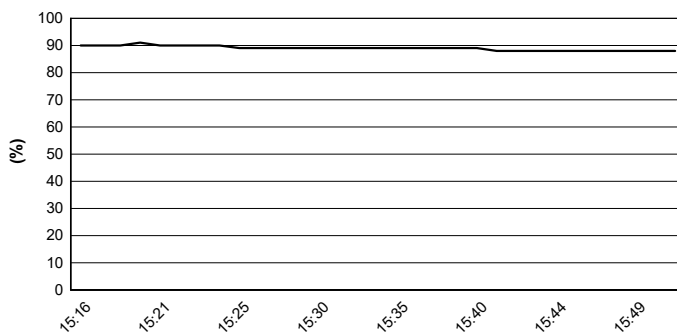
Track Temperature



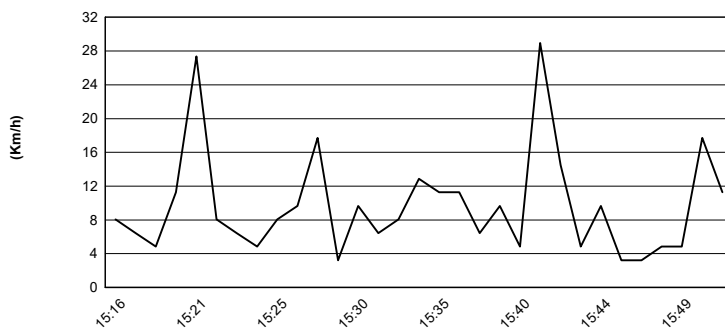
Air Pressure



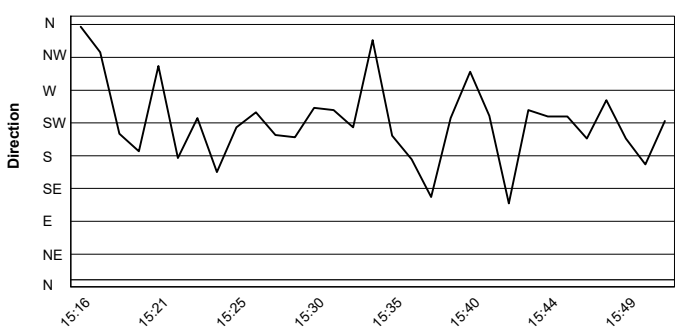
Humidity



Wind Speed



Wind Direction

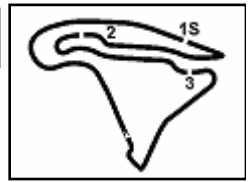


03/10/2020

These data/results cannot be reproduced, stored and/or transmitted in whole or in part by any manner of electronic, mechanical, photocopying, recording, broadcasting or otherwise now known or herein after developed without the previous express consent by the copyright owner, except for reproduction in daily press and regular printed publications on sale to the public within 60 days of the event related to those data/results and always provided that copyright symbol appears together as follows below.

© DORNA WSBK ORGANIZATION Srl 2020





Pirelli French Round, 2 - 4 October 2020
Manufacturers Standings

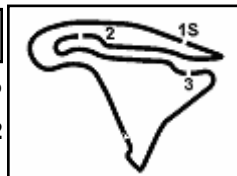
Points	Points From First	Points From Previous	March 1 PHILLIP ISLAND		August 2 JEREZ		August 9 PORTIMÃO		August 30 ARAGON		September 6 TERUEL		September 20 BARCELONA		October 4 MAGNY-COURS		October 18 ESTORIL		
			1	2	1	2	1	2	1	2	1	2	1	2	1	2	1	2	
1	YAMAHA	300	25	25	25	25	25	25	25	25	25	25	25	25	25				
			1	1	1	1	1	1	1	1	1	1	1	1	1				
2	KAWASAKI	198	13	16	16	20	11	16	13	13	20	20	20	20	20				
		102	2	2	2	2	2	2	2	2	2	2	2	2	2				
3	MV AGUSTA	121		11	11	16	4	13	16	20	2	2	13	13					
		179		3	3	3	3	3	3	3	3	3	3	3					
		77																	
4	HONDA	14	5	4	4			1	1			7							
		286	3	4	4			4	4			4							
		107	3					4	4			4							

03/10/2020 First Line: Championship Standings - Second Line: Ranking Progression

These data/results cannot be reproduced, stored and/or transmitted in whole or in part by any manner of electronic, mechanical, photocopying, recording, broadcasting or otherwise now known or herein after developed without the previous express consent by the copyright owner, except for reproduction in daily press and regular printed publications on sale to the public within 60 days of the event related to those data/results and always provided that copyright symbol appears together as follows below.

© DORNA WSBK ORGANIZATION Srl 2020





Pirelli French Round, 2 - 4 October 2020

Best Lap & Speed

No.	Rider Bike	Nat	Best Lap		FP1		FP2		FP3		SP		RC1	
			LL	SPD	LL	SPD	LL	SPD	LL	SPD	LL	SPD	LL	SPD
1	11 K. SMITH Yamaha YZF R6	GBR	1'49.318	57 252,5	1'57.547	10 243,5	1'54.250	19 244,0	1'57.017	4 242,4	1'49.318	12 252,5	1'54.880	12 243,5
2	44 L. MAHIAS Kawasaki ZX-6R	FRA	1'49.467	54 246,2	1'57.535	7 241,8	1'55.062	13 244,0	1'55.373	7 244,6	1'49.467	10 246,2	1'54.457	17 237,1
3	81 M. GONZALEZ Kawasaki ZX-6R	ESP	1'50.064	68 252,0	2'00.598	16 242,4	1'57.306	17 245,1	1'58.677	7 245,7	1'50.064	11 252,0	1'55.617	17 245,1
4	55 A. LOCATELLI Yamaha YZF R6	ITA	1'50.281	68 249,6	1'58.616	14 237,6	1'55.165	16 242,9	1'55.293	10 244,0	1'50.281	11 249,6	1'53.962	17 246,2
5	3 R. DE ROSA MV Agusta F3 675	ITA	1'50.577	65 251,4	1'58.796	17 239,2	1'56.781	11 245,1	1'59.906	8 242,4	1'50.577	12 251,4	1'55.571	17 245,7
6	9 G. HENDRA PRATAMA Yamaha YZF R6	INA	1'50.581	39 246,8	2'03.203	10 232,0	1'57.867	14 240,2	2'05.030	2 233,0	1'50.581	9 246,8	1'59.755	4 227,1
7	98 K. HANIKA Yamaha YZF R6	CZE	1'50.671	63 251,4	1'59.645	18 231,5	1'56.463	20 242,4	1'58.489	6 244,6	1'50.671	12 251,4	1'57.491	7 240,2
8	94 C. PEROLARI Yamaha YZF R6	FRA	1'50.861	71 247,9	2'00.692	16 237,1	1'58.260	19 241,8	1'55.790	8 241,3	1'50.861	12 247,9	1'57.886	16 244,0
9	32 I. VINALES Yamaha YZF R6	ESP	1'50.918	62 248,5	1'58.082	17 238,6	1'57.138	12 240,8	1'59.906	7 239,7	1'50.918	10 248,5	1'56.985	16 244,0
10	99 D. WEBB Yamaha YZF R6	GBR	1'51.377	68 247,9	2'02.162	14 242,4	1'57.673	20 241,8	1'59.913	7 239,7	1'51.377	11 247,9	1'57.057	16 240,8
11	30 G. VAN STRAALLEN Yamaha YZF R6	NED	1'51.689	72 245,1	2'00.384	18 233,0	1'57.416	18 237,6	2'00.452	9 238,6	1'51.689	11 245,1	1'57.630	16 242,4
12	78 H. OKUBO Honda CBR600RR	JPN	1'51.692	48 246,8	2'00.669	10 236,0	1'57.742	15 237,6	1'58.699	8 238,6	1'51.692	11 246,8	2'07.121	4 229,0
13	34 K. MANFREDI Yamaha YZF R6	ITA	1'52.054	67 245,1	1'58.575	17 239,7	1'55.488	14 244,0	1'57.463	8 245,1	1'52.054	11 245,1	1'55.623	17 241,8
14	25 A. VERDOIA Yamaha YZF R6	FRA	1'52.322	45 249,1	2'03.650	6 241,8	2'06.826	4 236,5	2'01.343	9 243,5	1'52.322	10 249,1	2'01.917	16 240,2
15	4 S. ODENDAAL Yamaha YZF R6	RSA	1'52.837	63 249,1	1'57.892	17 242,4	1'55.278	10 244,0	1'55.418	9 245,1	1'52.837	11 249,1	1'57.000	16 242,9
16	38 H. SOOMER Yamaha YZF R6	EST	1'52.882	68 251,4	1'57.444	18 244,0	1'55.683	16 245,7	1'56.117	8 248,5	1'52.882	9 251,4	1'54.404	17 245,7
17	56 P. SEBESTYEN Yamaha YZF R6	HUN	1'52.893	56 244,0	1'58.184	14 234,5	1'56.341	15 238,6			1'52.893	11 244,0	1'57.097	16 243,5
18	5 P. OETTL Kawasaki ZX-6R	GER	1'53.313	68 248,5	1'59.839	14 243,5	1'57.067	19 245,7	2'00.088	8 246,2	1'53.313	11 248,5	1'58.127	16 241,8
19	12 A. RUIZ CARRANZA Yamaha YZF R6	ESP	1'53.576	68 246,8	2'04.186	18 240,2	1'58.633	20 244,0	2'03.951	2 244,0	1'53.576	12 246,8	1'59.544	16 241,8
20	84 L. CRESSON Yamaha YZF R6	BEL	1'53.674	66 242,4	2'04.873	15 238,1	2'00.598	17 238,6	2'04.579	6 236,5	1'53.674	12 242,4	1'59.382	16 236,0
21	22 F. FULIGNI MV Agusta F3 675	ITA	1'53.744	68 245,7	2'02.976	13 237,6	1'58.027	18 244,0	1'58.809	9 242,9	1'53.744	11 245,7	1'56.442	17 242,4
22	61 C. ONCU Kawasaki ZX-6R	TUR	1'53.845	71 246,2	1'59.070	19 243,5	1'58.768	18 241,3	1'59.814	9 244,0	1'53.845	8 246,2	1'55.217	17 242,9
23	47 A. BASSANI Yamaha YZF R6	ITA	1'53.924	68 244,0	2'00.163	18 239,2	1'56.577	14 241,8	1'59.638	9 234,0	1'53.924	11 244,0	1'57.567	16 238,6
24	42 S. FROSSARD Yamaha YZF R6	SUI	1'54.181	52 246,2	2'05.194	19 216,2	2'01.785	17 235,0	2'10.124	5 230,0	1'54.181	11 246,2		
25	52 P. HOBELSBERGER Honda CBR600RR	GER	1'55.895	44 241,3	2'02.525	16 235,0	1'59.709	14 237,1	2'00.828	3 236,5	1'55.895	11 241,3		

03/10/2020

These data/results cannot be reproduced, stored and/or transmitted in whole or in part by any manner of electronic, mechanical, photocopying, recording, broadcasting or otherwise now known or herein after developed without the previous express consent by the copyright owner, except for reproduction in daily press and regular printed publications on sale to the public within 60 days of the event related to those data/results and always provided that copyright symbol appears together as follows below.

© DORNA WSBK ORGANIZATION Srl 2020

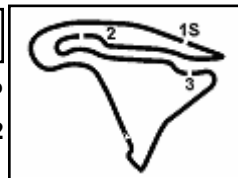
FICR PERUGIA TIMING



Official Tyre Supplier



Official Timekeeper



Magny-Cours 4.411 m

Pirelli French Round, 2 - 4 October 2020

Best Lap & Speed

2 / 2

No.	Rider Bike	Nat	Best Lap		FP1		FP2		FP3		SP		RC1					
			LL	SPD	LL	SPD	LL	SPD	LL	SPD	LL	SPD	LL	SPD				
26	2 L. MONTELLA Yamaha YZF R6	ITA	1'58.851	46 244,6	2'13.029	17 230,0	2'09.119	18 231,0			1'58.851	11 244,6						

03/10/2020

These data/results cannot be reproduced, stored and/or transmitted in whole or in part by any manner of electronic, mechanical, photocopying, recording, broadcasting or otherwise now known or herein after developed without the previous express consent by the copyright owner, except for reproduction in daily press and regular printed publications on sale to the public within 60 days of the event related to those data/results and always provided that copyright symbol appears together as follows below.

© DORNA WSBK ORGANIZATION Srl 2020

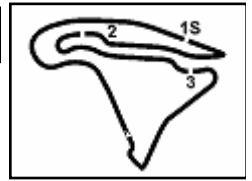
FKR PERUGIA TIMING



Official Tyre Supplier



Official Timekeeper



Magny-Cours 4.411 m

Pirelli French Round, 2 - 4 October 2020
Pirelli Best Lap Award

	Points	Points From First	Points From Previous	March 1 PHILLIP ISLAND	August 2 JEREZ	August 9 PORTIMÃO	August 30 ARAGON	September 6 TERUEL	September 20 BARCELONA	October 4 MAGNY-COURS	October 18 ESTORIL						
1 LOCATELLI Andrea (ITA)	11			1	1 1	1 1	1 1	1 1	1	1							
2 VINALES Isaac (ESP)	1	10							1								

03/10/2020

These data/results cannot be reproduced, stored and/or transmitted in whole or in part by any manner of electronic, mechanical, photocopying, recording, broadcasting or otherwise now known or herein after developed without the previous express consent by the copyright owner, except for reproduction in daily press and regular printed publications on sale to the public within 60 days of the event related to those data/results and always provided that copyright symbol appears together as follows below.

© DORNA WSBK ORGANIZATION Srl 2020

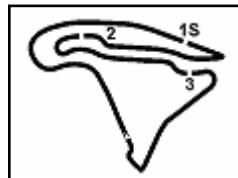
FKR PERUGIA TIMING



Official Tyre Supplier



Official Timekeeper



Magny-Cours 4.411 m

Pirelli French Round, 2 - 4 October 2020 Championship Standings

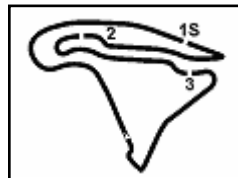
Points	Points From First	Points From Previous	March 1 PHILLIP ISLAND		August 2 JEREZ		August 9 PORTIMÃO		August 30 ARAGON		September 6 TERUEL		September 20 BARCELONA		October 4 MAGNY-COURS		October 18 ESTORIL			
			1	2	1	2	1	2	1	2	1	2	1	2	1	2	1	2		
1 LOCATELLI Andrea (ITA)	288		25	25	25	25	25	25	25	25	25	13	25	25						
			1	1	1	1	1	1	1	1	1	1	1	1	1					
2 MAHIAS Lucas (FRA)	179 109		13	13	16	20	11	13	13	20	20	20	20	20						
			4	4	3	3	3	3	3	3	3	3	2	2						
3 CLUZEL Jules (FRA)	146 142 33		20	20	20	10	20	20	20	16										
			2	2	2	2	2	2	2	2	2	2	3	3						
4 OETTL Philipp (GER)	126 162 20			16	13	9	11	16	11	11	13	8	16	2						
				8	5	5	5	4	4	5	4	4	4	4						
5 DE ROSA Raffaele (ITA)	119 169 7			11	11	16	4	13	16	20	2	13	13							
				10	9	5	8	7	6	4	5	5	5	5						
6 PEROLARI Corentin (FRA)	101 187 18		16	9	10	13	9	6	9	7	9	8	5							
			3	4	4	4	4	5	5	6	6	6	6	6						
7 ODENDAAL Steven (RSA)	99 189 2		10	10	8	8	13	10	8	7	10	11	4							
			6	5	6	7	5	6	7	7	8	7	7	7						
8 GONZALEZ Manuel (ESP)	98 190 1		9	8	6	6	10	8	6	10	8	9	9	9						
			7	6	8	9	9	9	9	8	9	8	9	8						
9 VINALES Isaac (ESP)	93 195 5		8	9	11	16	9	10	16	1	10	3								
			8	12	11	10	7	8	8	8	7	8	8	9						
10 SOOMER Hannes (EST)	75 213 18		11	6	7	7	8	11	3	6	16									
			5	6	7	8	9	10	10	10	10	10	10	10						
11 WEBB Danny (GBR)	61 227 14		6	4	5	5	7	7	8	6	7	6								
			10	11	12	11	12	11	11	10	11	11	11	11						
12 SEBESTYEN Peter (HUN)	49 239 12		4	4	5	5	9	10	5	7										
			12	15	16	13	13	13	13	13	12	12	12	12						
13 ONCU Can Alexander (TUR)	44 244 5		7	7	4	6	3	3	4	10										
			9	9	10	12	11	11	12	12	13	13	13							
14 VERDOIA Andy (FRA)	33 255 11		3	1																
			13	16	16	17	19	19	19	20	19	14	14	14						
15 MANFREDI Kevin (ITA)	31 257 2					3														
						20														
16 FULIGNI Federico (ITA)	29 259 2			3	2	4	4	6	2	8										
				16	14	15	17	15	15	15	15	16	16	16						
17 RUIZ CARRANZA Alejandro (ESP)	25 263 4			5	3	5	2	5	5											
				13	13	13	15	13	14	14	15	15	17							
18 BASSANI Axel (ITA)	19 269 6					3		2	3	6	4	1								
						19	20	20	20	20	18	20	18	18						
19 SMITH Kyle (GBR)	16 272 3									16										
										18	19	19								
20 PONS Miquel (ESP)	16 272 0					2	7	7												
						20	14	15	16	16	16	18	19	19						
21 CRESSON Loris (BEL)	12 276 4		1	2	1	2		5	1											
			15	16	17	16	17	17	17	19	21	21	21							
22 HENDRA PRATAMA Galang (INA)	9 279 3					1		4	4											
						23	24	24	20	16	22	22	22							
23 HOBELSBERGER Patrick (GER)	6 282 3		5			1														
			11	11	13	14	15	17	17	17	19	23	23	23						
24 HERRERA Maria (ESP)	2 286 4							2												
								22	22	23	23	24	24	24						
25 VAN SIKKELERUS Jaimie (NED)	2 286 0		2																	
			14	14	19	19	20	22	22	23	23	24	24	24						

03/10/2020 First Line: Championship Standings - Second Line: Ranking Progression

These data/results cannot be reproduced, stored and/or transmitted in whole or in part by any manner of electronic, mechanical, photocopying, recording, broadcasting or otherwise now known or herein after developed without the previous express consent by the copyright owner, except for reproduction in daily press and regular printed publications on sale to the public within 60 days of the event related to those data/results and always provided that copyright symbol appears together as follows below.

© DORNA WSBK ORGANIZATION Srl 2020





Magny-Cours 4.411 m

Pirelli French Round, 2 - 4 October 2020 Championship Standings

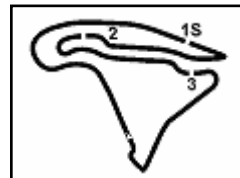
	Points	Points From First	Points From Previous	March 1	August 2	August 9	August 30	September 6	September 20	October 4	October 18							
				PHILLIP ISLAND	JEREZ	PORTIMÃO	ARAGON	TERUEL	BARCELONA	MAGNY-COURS	ESTORIL							
26 OKUBO Hikari (JPN)	1	287	1				1 24	25	25	26	26	26						
27 MONTELLA Luigi (ITA)	1	287	0		1 20	20	22	23	24	24	25	25	26	26	26			

03/10/2020 First Line: Championship Standings - Second Line: Ranking Progression

These data/results cannot be reproduced, stored and/or transmitted in whole or in part by any manner of electronic, mechanical, photocopying, recording, broadcasting or otherwise now known or herein after developed without the previous express consent by the copyright owner, except for reproduction in daily press and regular printed publications on sale to the public within 60 days of the event related to those data/results and always provided that copyright symbol appears together as follows below.

© DORNA WSBK ORGANIZATION Srl 2020





Magny-Cours 4.411 m

3 / 3

Pirelli French Round, 2 - 4 October 2020 Championship Standings

Points	Points From First	Points From Previous	WorldSSP Challenge													
			March 1 PHILLIP ISLAND	August 2 JEREZ	August 9 PORTIMÃO	August 30 ARAGON	September 6 TERUEL	September 20 BARCELONA	October 4 MAGNY-COURS	October 18 ESTORIL						
1 MANFREDI Kevin (ITA)	31				3 2	3 2 2	3 2 2	11 2 2	3 2	11 1						
2 RUIZ CARRANZA Alejandro (ESP)	25 6		5 1 1	3 1 1	5 1 1	2 1 1	5 1 1	5 1 1	1 1 1	2 1 1						
3 BASSANI Axel (ITA)	19 12 6			3 2 2	2 2 2	3 3 2	6 3 3	4 3 3	1 3							
4 HERRERA Maria (ESP)	2 29 17				2 4 4	4 4 4	4 4 4	4 4 4	4 4 4							
5 MONTELLA Luigi (ITA)	1 30 1		1 2 2	3 3 4	5 5 5	5 5 5	5 5 5	5 5 5	5 5 5							

03/10/2020 First Line: Championship Standings - Second Line: Ranking Progression

These data/results cannot be reproduced, stored and/or transmitted in whole or in part by any manner of electronic, mechanical, photocopying, recording, broadcasting or otherwise now known or herein after developed without the previous express consent by the copyright owner, except for reproduction in daily press and regular printed publications on sale to the public within 60 days of the event related to those data/results and always provided that copyright symbol appears together as follows below.

© DORNA WSBK ORGANIZATION Srl 2020

FICR PERUGIA TIMING



Official Tyre Supplier



Official Timekeeper