

## Pirelli French Round, 2 - 4 October 2020

### Chronological Analysis Race 1

Magny-Cours 4.411 m

Start at 15:16'02.397

1 / 4

3 R. DE ROSA (1'55.571)							
Lap	Seg.1	Seg.2	Seg.3	Seg.4	Lap Time	km/h	Local Time
1		27.702	28.551	31.413	2'04.625	221,6	15:18'07.022
2	36.585	26.618	28.073	30.727	2'02.003	227,2	15:20'09.025
3	36.273	26.344	27.628	30.309	2'00.554	234,0	15:22'09.579
4	36.178	26.297	27.444	29.829	1'59.748	234,5	15:24'09.327
5	35.532	26.257	27.393	29.840	1'59.022	236,6	15:26'08.349
6	35.647	25.821	27.025	29.595	1'58.088	239,2	15:28'06.437
7	35.156	25.710	27.129	29.681	1'57.676	243,5	15:30'04.113
8	35.200	25.437	26.853	29.604	1'57.094	238,7	15:32'01.207
9	34.855	25.647	26.951	29.686	1'57.139	233,0	15:33'58.346
10	35.134	25.741	27.470	29.306	1'57.651	238,2	15:35'55.997
11	34.982	25.233	27.152	29.428	1'56.795	243,0	15:37'52.792
12	34.902	25.647	26.857	29.093	1'56.499	237,6	15:39'49.291
13	35.027	25.736	26.627	29.200	1'56.590	240,3	15:41'45.881
14	34.834	25.289	26.739	29.245	1'56.107	243,5	15:43'41.988
15	34.846	<b>25.069</b>	<b>26.575</b>	<b>29.081</b>	<b>1'55.571</b>	243,5	15:45'37.559
16	<b>34.794</b>	25.145	26.610	29.273	1'55.822	244,1	15:47'33.381
17	34.877	25.254	26.871	29.140	1'56.142	<b>245,7</b>	15:49'29.523

Last Passing Point FL.1 at 15:49'45.953

4 S. ODENDAAL (1'57.000)							
Lap	Seg.1	Seg.2	Seg.3	Seg.4	Lap Time	km/h	Local Time
1		27.626	28.966	31.409	2'05.615	208,8	15:18'08.012
2	36.764	26.641	28.188	31.083	2'02.676	232,0	15:20'10.688
3	36.255	27.077	28.394	31.365	2'03.091	237,1	15:22'13.779
4	36.396	26.534	27.975	30.099	2'01.004	218,5	15:24'14.783
5	36.137	26.316	29.532	30.347	2'02.332	238,2	15:26'17.115
6	36.540	26.367	27.829	30.138	2'00.874	238,2	15:28'17.989
7	35.964	25.692	27.566	29.646	1'58.868	240,8	15:30'16.857
8	35.762	25.882	27.456	29.517	1'58.617	241,3	15:32'15.474
9	35.565	25.743	27.392	29.610	1'58.310	239,2	15:34'13.784
10	35.557	25.678	27.328	29.773	1'58.336	237,1	15:36'12.120
11	35.419	25.564	27.141	<b>29.230</b>	1'57.354	240,8	15:38'09.474
12	35.342	<b>25.293</b>	27.078	29.331	1'57.044	<b>243,0</b>	15:40'06.518
13	35.306	25.439	26.956	29.299	1'57.000	241,3	15:42'03.518
14	35.207	26.180	27.072	29.705	1'58.164	239,7	15:44'01.682
15	<b>35.195</b>	25.921	27.033	29.951	1'58.100	225,8	15:45'59.782
16	35.315	25.756	27.155	29.394	1'57.620	228,1	15:47'57.402

Last Passing Point I3.1 at 15:49'37.675

5 P. OETTL (1'58.127)							
Lap	Seg.1	Seg.2	Seg.3	Seg.4	Lap Time	km/h	Local Time
1		28.055	29.186	32.094	2'07.472	196,7	15:18'09.869
2	37.088	26.661	27.877	30.733	2'02.359	210,4	15:20'12.228
3	36.096	26.422	28.046	30.676	2'01.240	222,0	15:22'13.468
4	35.803	26.304	27.353	30.070	1'59.530	221,6	15:24'12.998
5	35.714	25.963	27.278	29.665	1'58.620	224,8	15:26'11.618
6	35.755	25.832	27.184	29.930	1'58.701	227,2	15:28'10.319
7	35.738	25.739	27.199	29.954	1'58.630	<b>241,9</b>	15:30'08.949
8	35.748	25.764	27.726	29.915	1'59.153	238,2	15:32'08.102
9	35.676	<b>25.640</b>	27.645	30.011	1'58.972	239,7	15:34'07.074
10	35.720	25.681	27.411	29.734	1'58.546	239,7	15:36'05.620
11	<b>35.391</b>	26.208	27.886	29.602	1'59.287	238,7	15:38'04.907
12	35.435	25.940	<b>27.143</b>	<b>29.609</b>	<b>1'58.127</b>	238,7	15:40'03.034
13	35.739	25.717	<b>27.143</b>	29.920	1'58.519	238,2	15:42'01.553
14	35.579	25.737	27.160	29.830	1'58.306	239,7	15:43'59.859
15	35.478	25.775	27.259	30.407	1'58.919	235,6	15:45'58.778
16	35.484	26.084	27.246	30.287	1'59.101	230,1	15:47'57.879

Last Passing Point I3.1 at 15:49'41.181

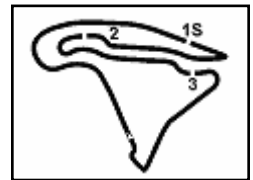
9 G. HENDRA PRATAMA (1'59.755)							
Lap	Seg.1	Seg.2	Seg.3	Seg.4	Lap Time	km/h	Local Time
1		27.384	28.828	31.775	2'04.843	218,9	15:18'07.240
2	36.703	26.701	27.938	30.923	2'02.265	225,8	15:20'09.505
3	36.231	26.756	27.992	<b>30.205</b>	2'01.184	219,8	15:22'10.689

03/10/2020 P = Pits In/Out - C = Lap Time Cancelled

These data/results cannot be reproduced, stored and/or transmitted in whole or in part by any manner of electronic, mechanical, photocopying, recording, broadcasting or otherwise now known or herein after developed without the previous express consent by the copyright owner, except for reproduction in daily press and regular printed publications on sale to the public within 60 days of the event related to those data/results and always provided that copyright symbol appears together as follows below.

© DORNA WSBK ORGANIZATION Srl 2020





## Pirelli French Round, 2 - 4 October 2020

### Chronological Analysis Race 1

Magny-Cours 4.411 m

Start at 15:16'02.397

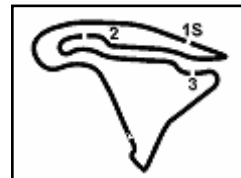
2 / 4

5	37.856	27.361	29.468	31.503	2'06.188	229,6	15:26'45.125	11	35.063	25.637	26.650	31.991	1'59.341	238,2	15:37'52.209
6	37.689	27.076	29.285	31.356	2'05.406	234,0	15:28'50.531	12	35.275	26.215	26.579	29.314	1'57.383	230,6	15:39'49.592
7	37.533	27.197	29.242	31.296	2'05.268	237,1	15:30'55.799	13	<b>34.852</b>	25.222	26.679	29.785	1'56.538	<b>241,9</b>	15:41'46.130
8	37.348	27.464	29.484	31.412	2'05.708	236,6	15:33'01.507	14	34.904	25.447	26.575	29.220	1'56.146	235,6	15:43'42.276
9	37.313	26.933	29.427	30.997	2'04.670	238,7	15:35'06.177	15	35.026	25.126	<b>26.328</b>	<b>29.143</b>	<b>1'55.623</b>	233,5	15:45'37.899
10	37.103	26.797	29.065	31.084	2'04.049	237,6	15:37'10.226	16	34.988	<b>25.080</b>	26.430	29.185	1'55.683	239,2	15:47'33.582
11	37.094	26.889	29.156	30.935	2'04.074	238,2	15:39'14.300	17	35.055	25.095	26.729	29.256	1'56.135	241,3	15:49'29.717
12	36.808	26.496	28.621	30.665	2'02.590	239,2	15:41'16.890	Last Passing Point FL.1 at 15:49'46.248							
13	37.329	30.074	28.550	30.853	2'06.806	235,6	15:43'23.696	<b>38 H. SOOMER (1'54.404)</b>							
14	36.806	26.311	28.443	31.977	2'03.537	239,2	15:45'27.233	Lap	Seg.1	Seg.2	Seg.3	Seg.4	Lap Time	km/h	Local Time
15	36.832	<b>26.152</b>	<b>28.389</b>	<b>30.544</b>	<b>2'01.917</b>	239,2	15:47'29.150	1		27.790	29.333	32.102	2'07.578	198,8	15:18'09.975
16	<b>36.507</b>	26.193	32.144	30.768	2'05.612	<b>240,3</b>	15:49'34.762	2	36.703	26.449	27.863	30.802	2'01.817	229,6	15:20'11.792
Last Passing Point FL at 15:49'34.762								3	36.013	26.678	27.511	29.997	2'00.199	229,6	15:22'11.991
<b>30 G. VAN STRAALEN (1'57.630)</b>								4	35.557	25.908	27.218	29.329	1'58.012	235,1	15:24'10.003
Lap	Seg.1	Seg.2	Seg.3	Seg.4	Lap Time	km/h	Local Time	5	35.768	25.511	27.712	29.492	1'58.483	243,5	15:26'08.486
1		27.662	28.646	31.623	2'05.095	220,2	15:18'07.492	6	35.477	25.649	26.801	29.420	1'57.347	240,3	15:28'05.833
2	36.919	26.804	28.038	30.572	2'02.333	238,2	15:20'09.825	7	35.087	25.007	26.776	29.279	1'56.149	<b>245,7</b>	15:30'01.982
3	36.312	27.029	27.848	30.685	2'01.874	234,5	15:22'11.699	8	35.007	25.398	26.937	29.018	1'56.360	243,5	15:31'58.342
4	36.046	26.330	27.309	30.363	2'00.048	236,6	15:24'11.747	9	34.915	25.266	26.674	28.937	1'55.792	241,9	15:33'54.134
5	35.787	26.259	27.208	29.811	1'59.065	237,1	15:26'10.812	10	34.723	25.079	26.454	29.171	1'55.427	244,6	15:35'49.561
6	36.338	26.250	27.546	29.984	2'00.118	235,1	15:28'10.930	11	34.764	24.930	26.716	28.821	1'55.231	243,5	15:37'44.792
7	35.822	25.947	27.024	30.408	1'59.201	238,2	15:30'10.131	12	34.642	24.796	<b>26.255</b>	<b>28.711</b>	<b>1'54.404</b>	243,5	15:39'39.196
8	35.665	26.178	28.157	30.436	2'00.436	240,3	15:32'10.567	13	34.768	<b>24.671</b>	26.657	29.179	1'55.275	244,6	15:41'34.471
9	35.393	26.028	27.070	29.693	1'58.184	237,1	15:34'08.751	14	34.898	24.901	26.498	29.047	1'55.344	244,6	15:43'29.815
10	35.600	26.138	27.053	29.669	1'58.460	<b>242,4</b>	15:36'07.211	15	35.019	24.977	26.685	29.222	1'55.903	243,5	15:45'25.718
11	35.272	<b>25.668</b>	27.307	30.756	1'59.003	239,7	15:38'06.214	16	34.773	24.972	26.400	29.004	1'55.149	244,6	15:47'20.867
12	35.400	25.939	<b>26.976</b>	<b>29.315</b>	<b>1'57.630</b>	240,8	15:40'03.844	17	<b>34.599</b>	24.953	26.382	29.139	1'55.073	245,2	15:49'15.940
13	35.629	25.736	26.987	29.585	1'57.937	238,2	15:42'01.781	Last Passing Point FL.1 at 15:49'32.406							
14	35.669	25.975	27.068	29.795	1'58.507	238,2	15:44'00.288	<b>42 S. FROSSARD</b>							
15	35.373	25.895	27.189	30.404	1'58.861	241,3	15:45'59.149	Lap	Seg.1	Seg.2	Seg.3	Seg.4	Lap Time	km/h	Local Time
16	<b>35.269</b>	26.095	27.336	30.067	1'58.767	240,8	15:47'57.916	1		31.025	33.054	39.453	2'26.560P	186,5	15:18'28.957
Last Passing Point I3 at 15:49'26.399								2	4'44.494	<b>29.042</b>	<b>31.419</b>	37.955	6'22.910P	<b>200,3</b>	15:24'51.867
<b>32 I. VINALES (1'56.985)</b>								Last Passing Point FL at 15:24'51.867							
Lap	Seg.1	Seg.2	Seg.3	Seg.4	Lap Time	km/h	Local Time	<b>44 L. MAHIAS (1'54.457)</b>							
1		28.055	29.391	39.154	2'13.580	235,6	15:18'15.977	Lap	Seg.1	Seg.2	Seg.3	Seg.4	Lap Time	km/h	Local Time
2	37.432	26.850	27.719	30.827	2'02.828	230,1	15:20'18.805	1		26.704	28.408	30.377	2'00.846	222,0	15:18'03.243
3	36.302	26.354	27.562	30.093	2'00.311	235,1	15:22'19.116	2	36.110	26.146	27.627	29.576	1'59.459	226,2	15:20'02.702
4	36.050	26.071	27.248	29.791	1'59.160	237,6	15:24'18.276	3	35.410	25.778	27.013	29.480	1'57.681	235,6	15:22'00.383
5	35.464	25.923	27.609	30.606	1'59.602	232,0	15:26'17.878	4	35.341	25.619	26.950	29.551	1'57.461	233,0	15:23'57.844
6	36.187	26.120	27.271	29.796	1'59.374	235,6	15:28'17.252	5	35.666	25.536	26.786	28.987	1'56.975	233,0	15:25'54.819
7	35.553	25.428	27.112	29.569	1'57.662	241,3	15:30'14.914	6	34.914	25.446	26.582	29.198	1'56.140	236,1	15:27'50.959
8	35.319	25.778	27.160	<b>29.186</b>	1'57.443	234,5	15:32'12.357	7	35.040	25.568	26.490	29.013	1'56.111	<b>237,1</b>	15:29'47.070
9	35.069	25.322	26.840	29.754	<b>1'56.985</b>	238,2	15:34'09.342	8	34.868	25.448	26.571	29.079	1'55.966	235,1	15:31'43.036
10	35.098	26.229	27.115	29.944	1'58.386	235,6	15:36'07.728	9	35.069	25.646	26.546	29.036	1'56.297	225,3	15:33'39.333
11	34.951	25.934	27.655	30.399	1'58.939	236,6	15:38'06.667	10	34.967	25.479	26.551	29.033	1'56.030	232,0	15:35'35.363
12	35.297	25.752	27.384	29.612	1'58.045	240,3	15:40'04.712	11	34.614	25.346	26.522	29.010	1'55.492	233,0	15:37'30.855
13	35.117	25.584	26.979	29.745	1'57.425	<b>234,0</b>	15:42'02.137	12	34.822	25.402	26.319	29.281	1'55.824	230,1	15:39'26.679
14	35.371	26.133	27.371	30.412	1'59.287	<b>244,1</b>	15:44'01.424	13	34.802	25.589	26.360	28.916	1'55.667	236,6	15:41'22.346
15	35.219	25.699	27.249	30.105	1'58.272	230,6	15:45'59.696	14	34.754	25.334	26.229	28.836	1'55.153	231,0	15:43'17.499
16	<b>34.854</b>	26.107	27.246	30.235	1'58.442	233,5	15:47'58.138	15	34.583	25.330	26.209	28.847	1'54.969	235,1	15:45'12.468
Last Passing Point I3.1 at 15:49'38.128								16	34.401	25.239	<b>26.124</b>	<b>28.693</b>	<b>1'54.457</b>	235,1	15:47'06.925
<b>34 K. MANFREDI (1'55.623)</b>								17	<b>34.292</b>	<b>25.233</b>	26.303	28.899	1'54.727	236,6	15:49'01.652
Lap	Seg.1	Seg.2	Seg.3	Seg.4	Lap Time	km/h	Local Time	Last Passing Point I1.1 at 15:49'47.912							
1		27.761	29.066	32.119	2'06.746	201,0	15:18'09.143	<b>47 A. BASSANI (1'57.567)</b>							
2	36.528	26.294	27.720	30.603	2'01.145	215,9	15:20'10.288	Lap	Seg.1	Seg.2	Seg.3	Seg.4	Lap Time	km/h	Local Time
3	35.926	26.339	27.252	30.041	1'59.558	236,6	15:22'09.846	1		27.988	29.558	31.896	2'08.349	201,8	15:18'10.746
4	35.938	25.619	26.879	30.069	1'58.505	235,1	15:24'08.351	2	36.728	26.783	28.397	30.749	2'02.657	205,2	15:20'13.403
5	35.658	25.746	26.992	29.897	1'58.293	230,6	15:26'06.644	3	36.171	26.671	28.074	30.454	2'01.370	227,2	15:22'14.773
6	35.708	25.558	26.870	29.950	1'58.086	236,1	15:28'04.730	4	36.158	26.684	28.262	30.774	2'01.878	220,2	15:24'16.651
7	35.661	25.850	26.830	29.838	1'58.179	229,6	15:30'02.909	5	35.878	26.393	28.108	30.553	2'00.932	232,0	15:26'17.583
8	35.185	25.529	26.821	29.504	1'57.039	240,3	15:31'59.948	6	36.393	26.519	28.009	30.189	2'01.110	230,1	15:28'18.693
9	35.082	25.145	26.663	29.358	1'56.248	238,7	15:33'56.196	7	35.909	26.401	27.945	29.938	2'00.193	223,9	15:30'18.886
10	35.172	25.320	26.639	29.541	1'56.672	237,1	15:35'52.868	8	35.784	26.159	27.763	29.936	1'59.642	<b>238,7</b>	15:32'18.528

03/10/2020 P = Pits In/Out - C = Lap Time Cancelled

These data/results cannot be reproduced, stored and/or transmitted in whole or in part by any manner of electronic, mechanical, photocopying, recording, broadcasting or otherwise now known or herein after developed without the previous express consent by the copyright owner, except for reproduction in daily press and regular printed publications on sale to the public within 60 days of the event related to those data/results and always provided that copyright symbol appears together as follows below.

© DORNA WSBK ORGANIZATION Srl 2020



## Pirelli French Round, 2 - 4 October 2020

### Chronological Analysis Race 1

Magny-Cours 4.411 m

Start at 15:16'02.397

**3 / 4**

9	35.796	26.078	27.692	29.967	1'59.533	235,6	15:34'18.061	14	35.320	25.660	26.971	29.528	1'57.479	240,8	15:43'42.834
10	35.774	26.061	27.602	30.139	1'59.576	232,5	15:36'17.637	15	35.168	25.249	26.696	29.118	1'56.231	240,8	15:45'39.065
11	35.845	26.019	27.531	29.849	1'59.244	230,1	15:38'16.881	16	34.727	<b>25.072</b>	<b>26.440</b>	<b>28.978</b>	<b>1'55.217</b>	<b>243,0</b>	15:47'34.282
12	35.731	25.728	27.319	29.704	1'58.482	231,0	15:40'15.363	17	<b>34.459</b>	25.495	26.483	29.410	1'55.847	241,9	15:49'30.129
13	35.566	25.671	27.389	29.754	1'58.380	237,1	15:42'13.743	Last Passing Point FL.1 at 15:49'46.852							
14	35.624	25.616	27.258	29.489	1'57.987	229,6	15:44'11.730	<b>78 H. OKUBO (2'07.121)</b>							
15	35.455	25.525	<b>27.204</b>	29.510	1'57.694	236,6	15:46'09.424	Lap	Seg.1	Seg.2	Seg.3	Seg.4	Lap Time	km/h	Local Time
16	35.477	25.601	<b>27.204</b>	<b>29.285</b>	<b>1'57.567</b>	235,1	15:48'06.991	1		28.335	29.515	<b>31.673</b>	2'10.286	190,8	15:18'12.683
Last Passing Point I3.1 at 15:49'48.091								2	37.883	<b>27.465</b>	29.613	32.160	<b>2'07.121</b>	218,0	15:20'19.804
Last Passing Point I3.1 at 15:49'48.091								3	38.370	28.565	29.823	32.956	2'09.714	223,0	15:22'29.518
Last Passing Point I3.1 at 15:49'48.091								4	<b>37.548</b>	28.593	<b>29.439</b>	34.565	2'10.145P	<b>229,1</b>	15:24'39.663
Last Passing Point I3.1 at 15:49'48.091								<b>81 M. GONZALEZ (1'55.617)</b>							

<b>55 A. LOCATELLI (1'53.962)</b>							
Lap	Seg.1	Seg.2	Seg.3	Seg.4	Lap Time	km/h	Local Time
1		26.549	27.785	30.348	2'00.323	232,0	15:18'02.720
2	36.476	25.898	27.343	30.007	1'59.724	237,1	15:20'02.444
3	35.530	25.353	26.864	29.647	1'57.394	241,9	15:21'59.838
4	35.510	25.292	26.563	29.665	1'57.030	242,4	15:23'56.868
5	35.361	25.190	26.611	29.460	1'56.622	240,8	15:25'53.490
6	35.301	25.049	26.632	29.270	1'56.252	243,5	15:27'49.742
7	35.201	25.710	26.414	29.362	1'56.687	241,9	15:29'46.429
8	35.273	25.390	26.405	29.158	1'56.226	241,9	15:31'42.655
9	35.288	25.326	26.486	29.230	1'56.330	239,2	15:33'38.985
10	35.115	25.016	26.333	29.071	1'55.535	241,3	15:35'34.520
11	34.932	24.980	26.148	29.177	1'55.237	243,5	15:37'29.757
12	34.951	25.024	26.290	29.135	1'55.400	241,9	15:39'25.157
13	35.088	25.180	26.412	29.287	1'55.967	241,3	15:41'21.124
14	35.083	25.224	26.360	29.000	1'55.667	237,6	15:43'16.791
15	34.688	25.009	26.038	29.123	1'54.858	243,0	15:45'11.649
16	34.780	25.047	26.098	28.866	1'54.791	241,9	15:47'06.440
17	<b>34.504</b>	<b>24.858</b>	<b>25.829</b>	<b>28.771</b>	<b>1'53.962</b>	<b>246,3</b>	15:49'00.402
Last Passing Point I1.1 at 15:49'46.485							

<b>56 P. SEBESTYEN (1'57.097)</b>							
Lap	Seg.1	Seg.2	Seg.3	Seg.4	Lap Time	km/h	Local Time
1		27.749	29.282	31.697	2'08.021	207,6	15:18'10.418
2	37.072	27.024	28.383	30.820	2'03.299	215,0	15:20'13.717
3	36.572	26.433	27.906	30.479	2'01.390	222,5	15:22'15.107
4	36.505	26.739	27.588	30.223	2'01.055	225,8	15:24'16.162
5	36.215	25.918	27.333	29.828	1'59.294	237,1	15:26'15.456
6	35.927	25.601	26.826	30.056	1'58.410	238,7	15:28'13.866
7	36.136	25.573	26.968	29.653	1'58.330	239,2	15:30'12.196
8	35.637	25.847	26.652	29.747	1'57.883	238,2	15:32'10.079
9	35.527	25.711	27.265	29.979	1'58.482	235,6	15:34'08.561
10	35.603	25.771	27.242	29.723	1'58.339	238,2	15:36'06.900
11	35.500	26.028	27.326	30.668	1'59.522	233,5	15:38'06.422
12	35.420	26.067	27.264	29.987	1'58.738	237,6	15:40'05.160
13	35.444	25.400	26.637	29.847	1'57.328	240,8	15:42'02.488
14	35.461	25.793	27.317	29.586	1'58.157	240,8	15:44'00.645
15	35.345	25.679	26.824	<b>29.344</b>	1'57.192	<b>243,5</b>	15:45'57.837
16	35.527	25.560	26.584	29.426	<b>1'57.097</b>	236,1	15:47'54.934
Last Passing Point I3.1 at 15:49'34.827							

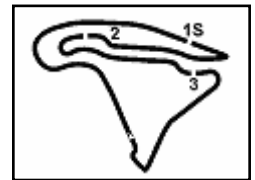
<b>61 C. ONCU (1'55.217)</b>							
Lap	Seg.1	Seg.2	Seg.3	Seg.4	Lap Time	km/h	Local Time
1		27.804	29.084	31.531	2'07.161	196,3	15:18'09.558
2	36.561	26.677	28.006	30.479	2'01.723	209,2	15:20'11.281
3	35.817	26.399	27.609	30.044	1'59.869	228,1	15:22'11.150
4	35.508	25.844	27.169	29.887	1'58.408	240,3	15:24'09.558
5	35.362	25.820	27.243	29.696	1'58.121	239,2	15:26'07.679
6	35.720	25.449	27.196	29.531	1'57.896	239,7	15:28'05.575
7	35.345	25.856	27.052	29.594	1'57.847	241,3	15:30'03.422
8	35.109	25.642	27.068	29.508	1'57.327	242,4	15:32'00.749
9	34.953	25.564	27.125	29.434	1'57.076	239,7	15:33'57.825
10	35.296	25.250	26.980	29.455	1'56.981	241,9	15:35'54.806
11	35.133	25.113	27.040	29.577	1'56.863	240,8	15:37'51.669
12	35.218	25.383	26.777	29.448	1'56.826	239,7	15:39'48.495
13	35.092	25.238	27.226	29.304	1'56.860	239,7	15:41'45.355

<b>78 H. OKUBO (2'07.121)</b>							
Lap	Seg.1	Seg.2	Seg.3	Seg.4	Lap Time	km/h	Local Time
1		28.335	29.515	<b>31.673</b>	2'10.286	190,8	15:18'12.683
2	37.883	<b>27.465</b>	29.613	32.160	<b>2'07.121</b>	218,0	15:20'19.804
3	38.370	28.565	29.823	32.956	2'09.714	223,0	15:22'29.518
4	<b>37.548</b>	28.593	<b>29.439</b>	34.565	2'10.145P	<b>229,1</b>	15:24'39.663
Last Passing Point FL at 15:24'39.663							

<b>81 M. GONZALEZ (1'55.617)</b>							
Lap	Seg.1	Seg.2	Seg.3	Seg.4	Lap Time	km/h	Local Time
1		27.025	29.056	30.739	2'03.355	222,5	15:18'05.752
2	36.988	26.594	27.934	30.429	2'01.945	233,5	15:20'07.697
3	36.369	26.096	27.829	30.054	2'00.348	236,1	15:22'08.045
4	36.108	25.757	27.423	29.863	1'59.151	238,7	15:24'07.196
5	35.666	25.633	27.422	29.771	1'58.492	240,3	15:26'05.688
6	35.752	25.659	27.218	29.656	1'58.285	239,2	15:28'03.973
7	35.643	25.830	27.143	29.846	1'58.462	239,2	15:30'02.435
8	35.435	25.612	27.197	29.437	1'57.681	240,3	15:32'00.116
9	35.210	25.538	27.227	29.854	1'57.829	242,4	15:33'57.945
10	35.465	25.921	27.484	29.473	1'58.343	240,8	15:35'56.288
11	35.004	25.508	26.910	29.285	1'56.707	238,7	15:37'52.995
12	34.935	25.707	27.015	29.236	1'56.893	241,9	15:39'49.888
13	<b>34.828</b>	25.551	26.762	29.328	1'56.469	244,6	15:41'46.357
14	34.942	25.540	26.858	29.323	1'56.663	243,0	15:43'43.020
15	35.055	25.384	26.610	29.190	1'56.239	238,2	15:45'39.259
16	35.010	25.281	26.546	<b>28.974</b>	1'55.811	<b>240,8</b>	15:47'35.070
17	34.903	<b>25.132</b>	<b>26.470</b>	29.112	<b>1'55.617</b>	<b>245,2</b>	15:49'30.687
Last Passing Point FL.1 at 15:49'47.443							

<b>84 L. CRESSON (1'59.382)</b>							
Lap	Seg.1	Seg.2	Seg.3	Seg.4	Lap Time	km/h	Local Time
1		28.909	30.241	33.145	2'17.589	210,0	15:18'19.986
2	37.670	27.662	29.087	32.041	2'06.460	227,2	15:20'26.446
3	37.077	27.881	29.203	31.887	2'06.048	223,4	15:22'32.494
4	37.538	27.322	29.201	31.938	2'05.999	215,4	15:24'38.493
5	37.144	27.144	28.814	31.285	2'04.387	231,0	15:26'42.880
6	36.738	26.741	28.348	31.127	2'02.954	234,0	15:28'45.834
7	36.560	26.486	28.139	31.082	2'02.267	232,5	15:30'48.101
8	36.308	26.880	28.166	30.830	2'02.184	231,0	15:32'50.285
9	36.338	26.632	28.091	31.267	2'02.328	232,5	15:34'52.613
10	36.196	26.289	28.170	30.711	2'01.366	230,6	15:36'53.979
11	35.978	26.240	27.934	30.536	2'00.688	234,0	15:38'54.667
12	35.842	26.028	27.782	30.422	2'00.074	<b>236,1</b>	15:40'54.741
13	35.872	26.697	27.990	30.602	2'01.161	231,0	15:42'55.902
14	35.666	26.238	27.821	30.239	1'59.964	<b>236,1</b>	15:44'55.866
15	35.563	26.032	27.578	<b>30.209</b>	<b>1'59.382</b>	235,6	15:46'55.248
16	35.487	<b>25.943</b>	<b>27.552</b>	30.456	1'59.438	235,6	15:48'54.686
Last Passing Point I1.1 at 15:49'42.735							

<b>94 C. PEROLARI (1'57.886)</b>							
Lap	Seg.1	Seg.2	Seg.3	Seg.4	Lap Time	km/h	Local Time
1		27.433	28.493	30.986	2'03.978	217,2	15:18'06.375
2	36.727	26.897	28.122	31.100	2'02.846	227,6	15:20'09.221
3	36.347	26.673	28.131	30.998	2'02.149	226,7	15:22'11.370
4	35.790	26.706	27.320	29.979	1'59.795	235,1	15:24'11.165
5	35.719	26.760	27.684	30.040	2'00.203	233,0	15:26'11.368
6	36.098	26.255	27.405	30.229	1'59.987	226,2	15:28'11.355
7	35.738	26.182	27.289	29.854	1'59.063	236,1	15:30'10.418
8	35.405	25.992					



## Pirelli French Round, 2 - 4 October 2020

### Chronological Analysis Race 1

Start at 15:16'02.397

11	35.182	26.018	27.666	30.277	1'59.143	232,0	15:38'05.645
12	35.382	25.828	27.018	29.658	<b>1'57.886</b>	235,1	15:40'03.531
13	35.647	25.812	26.944	30.087	1'58.490	229,6	15:42'02.021
14	35.474	<b>25.775</b>	26.964	29.851	1'58.064	239,7	15:44'00.085
15	35.394	25.895	27.097	29.774	1'58.160	235,1	15:45'58.245
16	35.339	25.893	26.983	29.817	1'58.032	235,1	15:47'56.277

Last Passing Point I3.1 at 15:49'37.209

#### 98 K. HANIKA (1'57.491)

Lap	Seg.1	Seg.2	Seg.3	Seg.4	Lap Time	km/h	Local Time
1		27.795	29.100	31.708	2'06.226	206,0	15:18'08.623
2	36.723	26.509	28.213	30.873	2'02.318	229,1	15:20'10.941
3	36.077	26.711	27.905	30.626	2'01.319	230,1	15:22'12.260
4	35.644	26.385	27.267	30.011	1'59.307	232,5	15:24'11.567
5	35.326	26.172	27.131	29.708	1'58.337	239,7	15:26'09.904
6	35.475	25.779	<b>26.684</b>	29.553	<b>1'57.491</b>	237,1	15:28'07.395
7	35.430	<b>25.700</b>	26.882	<b>29.523</b>	1'57.535	<b>240,3</b>	15:30'04.930

Last Passing Point I1.1 at 15:30'51.949

#### 99 D. WEBB (1'57.057)

Lap	Seg.1	Seg.2	Seg.3	Seg.4	Lap Time	km/h	Local Time
1		28.027	29.175	31.644	2'06.586	199,2	15:18'08.983
2	36.493	27.058	28.020	31.117	2'02.688	220,7	15:20'11.671
3	35.779	26.984	28.139	30.482	2'01.384	225,3	15:22'13.055
4	35.690	26.673	27.330	29.972	1'59.665	218,5	15:24'12.720
5	35.345	26.455	27.715	30.237	1'59.752	231,0	15:26'12.472
6	35.307	26.451	27.283	30.143	1'59.184	232,5	15:28'11.656
7	35.248	26.098	27.086	29.748	1'58.180	236,1	15:30'09.836
8	35.377	26.165	27.381	29.952	1'58.875	235,1	15:32'08.711
9	35.724	26.169	27.298	29.660	1'58.851	229,6	15:34'07.562
10	35.324	26.015	27.111	29.922	1'58.372	239,7	15:36'05.934
11	35.284	26.071	27.862	30.857	2'00.074	239,2	15:38'06.008
12	35.328	26.099	27.534	30.685	1'59.646	227,2	15:40'05.654
13	35.190	25.875	27.040	29.550	1'57.655	222,0	15:42'03.309
14	35.070	<b>25.794</b>	27.221	29.811	1'57.896	238,2	15:44'01.205
15	34.924	25.893	27.187	29.801	1'57.805	<b>240,8</b>	15:45'59.010
16	34.986	25.832	<b>26.746</b>	<b>29.493</b>	<b>1'57.057</b>	239,2	15:47'56.067

Last Passing Point I3.1 at 15:49'36.511

03/10/2020

P = Pits In/Out - C = Lap Time Cancelled

These data/results cannot be reproduced, stored and/or transmitted in whole or in part by any manner of electronic, mechanical, photocopying, recording, broadcasting or otherwise now known or herein after developed without the previous express consent by the copyright owner, except for reproduction in daily press and regular printed publications on sale to the public within 60 days of the event related to those data/results and always provided that copyright symbol appears together as follows below.

© DORNA WSBK ORGANIZATION Srl 2020

