
Pirelli French Round, 2 - 4 October 2020
Chronological Analysis Race 2

Start at 12:30'41.541

1 / 4

1° 44 L. MAHIAS (1'54.796)								4° 4 S. ODENDAAL (1'56.101)							
Lap	Seg.1	Seg.2	Seg.3	Seg.4	Lap Time	km/h	Local Time	Lap	Seg.1	Seg.2	Seg.3	Seg.4	Lap Time	km/h	Local Time
1		25.732	26.853	29.292	1'56.580	232,0	12:32'38.121	1		26.627	27.335	30.165	1'59.926	221,6	12:32'41.467
2	35.023	25.513	26.627	29.097	1'56.260	236,1	12:34'34.381	2	35.466	25.649	27.169	29.800	1'58.084	237,1	12:34'39.551
3	34.971	25.425	26.463	29.231	1'56.090	233,5	12:36'30.471	3	35.717	25.698	26.927	29.434	1'57.776	240,3	12:36'37.327
4	34.761	25.057	26.508	28.938	1'55.264	240,8	12:38'25.735	4	35.477	25.433	27.515	29.792	1'58.217	243,5	12:38'35.544
5	34.861	25.291	26.324	28.760	1'55.236	235,6	12:40'20.971	5	35.672	25.757	27.338	29.490	1'58.257	238,2	12:40'33.801
6	34.741	25.190	26.164	28.860	1'54.955	237,1	12:42'15.926	6	35.664	25.811	26.985	29.537	1'57.997	235,6	12:42'31.798
7	35.032	25.307	26.164	28.788	1'55.291	237,1	12:44'11.217	7	35.745	25.781	27.961	29.778	1'59.265	239,7	12:44'31.063
8	34.733	25.185	26.170	28.893	1'54.981	236,6	12:46'06.198	8	35.291	25.529	27.013	29.931	1'57.764	239,2	12:46'28.827
9	34.854	25.190	26.225	28.836	1'55.105	235,6	12:48'01.303	9	35.422	25.288	26.898	29.203	1'56.811	241,3	12:48'25.638
10	34.770	25.185	26.015	28.826	1'54.796	236,1	12:49'56.099	10	35.530	25.430	26.757	29.552	1'57.269	241,3	12:50'22.907
11	34.645	25.200	26.301	28.907	1'55.053	237,1	12:51'51.152	11	35.374	25.542	26.699	29.378	1'56.993	243,0	12:52'19.900
12	34.954	25.277	26.196	28.864	1'55.291	234,5	12:53'46.443	12	35.180	25.315	26.666	29.122	1'56.283	243,0	12:54'16.183
13	34.678	25.343	26.176	28.845	1'55.042	234,0	12:55'41.485	13	35.252	25.302	26.621	30.058	1'57.233	243,0	12:56'13.416
14	34.811	25.319	26.499	28.999	1'55.628	236,1	12:57'37.113	14	35.286	25.173	26.739	29.050	1'56.248	245,7	12:58'09.664
15	34.903	25.681	26.282	29.052	1'55.918	230,1	12:59'33.031	15	35.027	25.562	26.586	29.493	1'56.668	226,7	13:00'06.332
16	34.621	25.301	26.231	29.059	1'55.212	235,6	13:01'28.243	16	34.932	25.405	26.662	29.102	1'56.101	239,2	13:02'02.433
17	34.820	25.470	26.502	29.163	1'55.955	233,0	13:03'24.198	17	35.319	25.367	26.579	29.047	1'56.312	242,4	13:03'58.745
18	34.807	25.970	26.533	30.944	1'58.254	225,3	13:05'22.452	18	35.248	25.403	26.935	29.162	1'56.748	241,3	13:05'55.493
Race Time 34'40.911								Race Time 35'13.952							

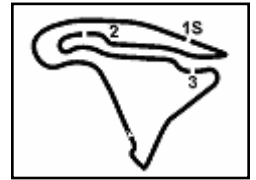
2° 11 K. SMITH (1'54.869)								5° 98 K. HANIKA (1'56.045)							
Lap	Seg.1	Seg.2	Seg.3	Seg.4	Lap Time	km/h	Local Time	Lap	Seg.1	Seg.2	Seg.3	Seg.4	Lap Time	km/h	Local Time
1		25.895	27.171	29.299	1'57.362	238,2	12:32'38.903	1		26.827	27.604	30.318	2'00.257	225,3	12:32'41.798
2	35.528	25.595	27.172	29.261	1'57.556	239,7	12:34'36.459	2	35.835	26.043	27.166	30.238	1'59.282	233,0	12:34'41.080
3	35.439	25.244	27.198	28.930	1'56.811	241,9	12:36'33.270	3	36.112	26.227	27.423	29.881	1'59.643	243,0	12:36'40.723
4	35.070	25.423	27.059	28.873	1'56.425	240,8	12:38'29.695	4	35.800	26.271	27.118	29.620	1'58.809	233,5	12:38'39.532
5					1'56.124		12:40'25.819	5	35.562	25.864	27.540	29.712	1'58.678	238,7	12:40'38.210
6	34.893	25.190	26.164	29.737	1'55.984	237,1	12:42'21.803	6	35.404	25.688	26.869	29.393	1'57.354	236,1	12:42'35.564
7	35.155	25.307	26.164	30.216	1'56.842	237,1	12:44'18.645	7	35.403	25.666	26.994	29.580	1'57.643	237,1	12:44'33.207
8	35.305	25.185	26.170	30.030	1'56.690	236,6	12:46'15.335	8	35.491	25.727	26.943	29.827	1'57.988	238,2	12:46'31.195
9	33.717	26.690	26.225	29.051	1'55.683	235,6	12:48'11.018	9	35.505	25.706	26.891	29.581	1'57.683	233,0	12:48'28.878
10	35.055	25.185	26.015	28.682	1'54.937	236,1	12:50'05.955	10	35.415	25.895	26.863	29.859	1'58.032	239,2	12:50'26.910
11	34.789	25.200	26.301	28.949	1'55.239	237,1	12:52'01.194	11	35.150	25.743	26.746	29.401	1'57.040	239,2	12:52'23.950
12	34.912	25.277	26.196	29.058	1'55.443	234,5	12:53'56.637	12	35.233	25.496	26.511	29.099	1'56.339	240,3	12:54'20.289
13	34.484	25.343	26.176	29.194	1'55.197	234,0	12:55'51.834	13	35.296	25.333	26.318	29.098	1'56.045	239,2	12:56'16.334
14	34.462	25.319	26.499	28.685	1'54.965	236,1	12:57'46.799	14	35.075	25.455	26.579	29.086	1'56.195	240,3	12:58'12.529
15	34.917	25.681	26.282	27.989	1'54.869	230,1	12:59'41.668	15	35.152	25.387	26.666	29.141	1'56.346	240,3	13:00'08.875
16	35.684	25.301	26.231	27.991	1'55.207	235,6	13:01'36.875	16	35.257	25.440	26.702	29.183	1'56.582	241,9	13:02'05.457
17	35.188	25.470	26.502	28.143	1'55.303	233,0	13:03'32.178	17	35.345	25.635	26.897	29.913	1'57.790	240,3	13:04'03.247
18	34.827	25.970	26.533	28.266	1'55.596	225,3	13:05'27.774	18	35.435	25.565	27.061	29.744	1'57.805	239,2	13:06'01.052
Race Time 34'46.233								Race Time 35'19.511							

3° 38 H. SOOMER (1'54.609)								6° 81 M. GONZALEZ (1'57.399)							
Lap	Seg.1	Seg.2	Seg.3	Seg.4	Lap Time	km/h	Local Time	Lap	Seg.1	Seg.2	Seg.3	Seg.4	Lap Time	km/h	Local Time
1		27.518	28.163	31.233	2'04.166	202,2	12:32'45.707	1		26.142	27.694	30.135	1'59.207	237,6	12:32'40.748
2	36.151	26.302	27.185	29.824	1'59.462	236,1	12:34'45.169	2	35.896	25.721	27.561	30.110	1'59.288	243,0	12:34'40.036
3	35.295	25.723	26.950	29.757	1'57.725	239,7	12:36'42.894	3	35.703	25.753	27.236	29.776	1'58.468	243,5	12:36'38.504
4	35.183	26.005	26.756	29.742	1'57.686	244,6	12:38'40.580	4	35.457	25.491	27.140	29.777	1'57.865	244,6	12:38'36.369
5	37.570	25.410	26.834	29.787	1'59.601	245,7	12:40'40.181	5	35.929	25.646	27.462	29.746	1'58.783	245,2	12:40'35.152
6	35.084	25.682	26.824	29.346	1'56.936	243,5	12:42'37.117	6	35.418	25.908	27.250	29.885	1'58.461	244,6	12:42'33.613
7	35.113	26.011	26.680	29.372	1'57.176	243,5	12:44'34.293	7	35.831	25.570	27.819	29.744	1'58.964	244,6	12:44'32.577
8	35.500	25.199	26.528	29.310	1'56.537	243,5	12:46'30.830	8	35.523	25.419	27.321	29.713	1'57.976	243,5	12:46'30.553
9	35.125	24.807	27.245	29.550	1'56.727	247,4	12:48'27.557	9	35.390	25.501	27.184	30.066	1'58.141	244,6	12:48'28.694
10	35.299	25.238	26.937	29.139	1'56.613	245,7	12:50'24.170	10	35.611	25.380	27.026	29.649	1'57.666	244,6	12:50'26.360
11	35.100	24.947	26.639	29.295	1'55.981	247,4	12:52'20.151	11	35.376	26.500	27.641	29.733	1'59.250	246,3	12:52'25.610
12	34.922	24.927	26.510	28.731	1'55.090	249,1	12:54'15.241	12	35.366	25.351	27.282	29.497	1'57.496	244,6	12:54'23.106
13	34.646	25.087	26.477	28.654	1'54.864	246,3	12:56'10.105	13	35.702	25.452	27.415	29.710	1'58.279	244,6	12:56'21.385
14	34.947	24.715	26.340	28.607	1'54.609	245,7	12:58'04.714	14	35.288	25.474	27.336	30.561	1'58.659	246,3	12:58'20.044
15	34.594	25.152	26.486	28.864	1'55.096	245,7	12:59'59.810	15	35.350	25.874	27.032	29.697	1'57.953	240,3	13:00'17.997
16	34.979	25.087	26.523	29.085	1'55.674	241,9	13:01'55.484	16	35.360	25.388	26.944	29.707	1'57.399	245,7	13:02'15.396
17	34.867	24.974	26.526	29.025	1'55.392	245,2	13:03'50.876	17	35.230	25.681	27.030	29.767	1'57.708	244,6	13:04'13.104
18	35.053	25.123	26.539	29.512	1'56.227	245,7	13:05'47.103	18	35.181	25.592	26.794	30.312	1'57.879	247,4	13:06'10.983
Race Time 35'05.562								Race Time 35'29.442							

04/10/2020 P = Pits In/Out - C = Lap Time Cancelled

These data/results cannot be reproduced, stored and/or transmitted in whole or in part by any manner of electronic, mechanical, photocopying, recording, broadcasting or otherwise now known or herein after developed without the previous express consent by the copyright owner, except for reproduction in daily press and regular printed publications on sale to the public within 60 days of the event related to those data/results and always provided that copyright symbol appears together as follows below.

© DORNA WSBK ORGANIZATION Srl 2020



Pirelli French Round, 2 - 4 October 2020 Chronological Analysis Race 2

Start at 12:30'41.541

2 / 4

7° 61 C. ONCU (1'55.259)								10° 34 K. MANFREDI (1'55.996)							
Lap	Seg.1	Seg.2	Seg.3	Seg.4	Lap Time	km/h	Local Time	Lap	Seg.1	Seg.2	Seg.3	Seg.4	Lap Time	km/h	Local Time
1		27.052	28.337	30.623	2'03.235	207,6	12:32'44.776	1		26.891	28.401	30.507	2'02.867	214,6	12:32'44.408
2	35.710	25.409	26.853	29.982	1'57.954	237,1	12:34'42.730	2	36.193	25.988	27.155	29.850	1'59.186	229,1	12:34'43.594
3	35.009	26.048	27.519	30.110	1'58.686	236,1	12:36'41.416	3	35.650	25.598	27.082	30.312	1'58.642	237,6	12:36'42.236
4	35.175	25.728	26.859	29.448	1'57.210	243,5	12:38'38.626	4	35.309	25.740	27.216	29.825	1'58.090	233,0	12:38'40.326
5	34.932	25.302	27.052	29.629	1'56.915	243,5	12:40'35.541	5	35.347	25.500	26.973	29.431	1'57.251	237,1	12:40'37.577
6	35.118	25.510	27.103	29.864	1'57.595	239,2	12:42'33.136	6	35.258	25.292	26.808	29.900	1'57.258	240,3	12:42'34.835
7	35.232	25.339	27.294	29.777	1'57.642	240,8	12:44'30.778	7	35.140	25.477	27.068	29.793	1'57.478	242,4	12:44'32.313
8	35.326	25.156	26.759	29.465	1'56.706	239,7	12:46'27.484	8	35.131	25.434	27.309	29.898	1'57.772	229,6	12:46'30.085
9	34.852	25.078	26.673	29.424	1'56.027	240,3	12:48'23.511	9	34.895	25.499	27.013	29.588	1'56.995	233,0	12:48'27.080
10	34.873	25.063	26.673	29.376	1'55.985	240,3	12:50'19.496	10	35.221	25.344	26.750	29.561	1'56.876	241,9	12:50'23.956
11	34.840	24.909	26.738	29.274	1'55.761	241,9	12:52'15.257	11	35.251	25.253	26.729	29.455	1'56.688	240,3	12:52'20.644
12	34.835	25.176	27.162	29.229	1'56.402	240,3	12:54'11.659	12	34.929	25.292	26.626	29.369	1'56.216	234,5	12:54'16.860
13	34.753	25.044	26.496	29.183	1'55.476	243,0	12:56'07.135	13	34.901	25.237	26.492	29.366	1'55.996	237,1	12:56'12.856
14	34.938	24.954	26.364	29.003	1'55.259	243,0	12:58'02.394	14	35.369	25.086	29.335	29.335	1'56.539	243,0	12:58'09.395
15	35.558	25.201	26.303	44.459	2'11.521	240,8	13:00'13.915	15	35.173	25.088	26.896	29.475	1'56.632	239,7	13:00'06.027
16	36.671	27.111	29.868	29.625	2'03.275	240,3	13:02'17.190	16	35.248	25.687	26.684	29.358	1'56.977	233,0	13:02'03.004
17	34.843	25.463	26.639	29.427	1'56.372	241,3	13:04'13.562	17	35.022	25.295	26.708	29.341	1'56.366	237,1	13:03'59.370
18	34.853	25.838	26.987	30.205	1'57.883	233,5	13:06'11.445	18	34.891	25.274	27.025	49.307	2'16.497	229,6	13:06'15.867
Race Time 35'29.904								Race Time 35'34.326							

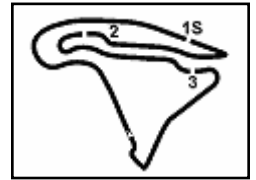
8° 99 D. WEBB (1'57.355)								11° 5 P. OETTL (1'56.498)							
Lap	Seg.1	Seg.2	Seg.3	Seg.4	Lap Time	km/h	Local Time	Lap	Seg.1	Seg.2	Seg.3	Seg.4	Lap Time	km/h	Local Time
1		27.121	27.655	30.513	2'01.352	225,8	12:32'42.893	1		27.188	28.105	30.437	2'02.698	210,4	12:32'44.239
2	35.866	26.067	27.063	30.382	1'59.378	234,5	12:34'42.271	2	36.411	26.162	27.496	29.703	1'59.772	219,4	12:34'44.011
3	35.313	26.611	27.454	30.470	1'59.848	234,0	12:36'42.119	3	35.492	25.757	27.114	30.172	1'58.535	230,1	12:36'42.546
4	35.305	26.612	27.206	30.166	1'59.289	232,0	12:38'41.408	4	35.496	26.228	27.143	30.162	1'59.029	230,1	12:38'41.575
5	35.141	25.633	26.953	29.653	1'57.380	243,0	12:40'38.788	5	35.295	25.868	27.248	29.871	1'58.282	228,1	12:40'39.857
6	35.355	25.804	26.794	29.842	1'57.795	237,6	12:42'36.583	6	35.308	25.643	27.330	29.373	1'57.654	239,2	12:42'37.511
7	35.286	25.819	26.983	30.075	1'58.163	240,3	12:44'34.746	7	35.265	25.881	26.806	29.576	1'57.528	234,5	12:44'35.039
8	35.127	26.284	26.873	29.631	1'57.915	234,5	12:46'32.661	8	35.265	26.033	26.858	29.816	1'57.972	236,1	12:46'33.011
9	35.209	25.981	26.844	30.283	1'58.317	237,1	12:48'30.978	9	35.114	25.967	26.755	29.551	1'57.387	230,6	12:48'30.398
10	35.178	25.864	26.979	29.623	1'57.644	242,4	12:50'28.622	10	35.427	25.515	26.837	29.456	1'57.235	243,0	12:50'27.633
11	35.381	26.458	26.939	29.624	1'58.402	237,6	12:52'27.024	11	35.465	25.524	26.955	29.355	1'57.299	243,0	12:52'24.932
12	35.187	25.763	26.999	29.464	1'57.413	243,0	12:54'24.437	12	35.100	25.251	26.804	29.343	1'56.498	245,2	12:54'21.430
13	35.110	26.023	26.838	29.384	1'57.355	231,5	12:56'21.792	13	35.824	25.590	27.020	30.027	1'58.461	239,2	12:56'19.891
14	34.974	25.912	27.202	29.900	1'57.988	238,2	12:58'19.780	14	35.858	25.975	27.515	29.869	1'59.217	234,5	12:58'19.108
15	35.366	25.819	26.918	29.670	1'57.773	241,9	13:00'17.553	15	36.194	26.175	27.293	30.026	1'59.688	224,8	13:00'18.796
16	35.293	25.604	27.021	29.782	1'57.700	242,4	13:02'15.253	16	35.973	25.703	27.512	29.675	1'58.863	234,5	13:02'17.659
17	35.182	25.697	26.910	29.728	1'57.517	241,3	13:04'12.770	17	35.770	25.632	27.526	29.899	1'58.827	240,3	13:04'16.486
18	35.203	25.688	26.907	30.965	1'58.763	240,8	13:06'11.533	18	36.024	26.625	27.709	30.699	2'01.057	233,5	13:06'17.543
Race Time 35'29.992								Race Time 35'36.002							

9° 78 H. OKUBO (1'57.122)								12° 30 G. VAN STRAALLEN (1'59.024)							
Lap	Seg.1	Seg.2	Seg.3	Seg.4	Lap Time	km/h	Local Time	Lap	Seg.1	Seg.2	Seg.3	Seg.4	Lap Time	km/h	Local Time
1		27.056	27.727	30.355	2'01.565	216,3	12:32'43.106	1		27.419	28.598	31.387	2'03.896	235,6	12:32'45.437
2	36.062	25.794	27.063	29.832	1'58.751	236,6	12:34'41.857	2	36.322	26.081	27.292	30.622	2'00.317	243,0	12:34'45.754
3	35.813	25.879	27.696	30.445	1'59.833	237,6	12:36'41.690	3	36.274	25.868	27.814	30.057	2'00.013	239,7	12:36'45.767
4	35.559	25.837	27.596	30.339	1'59.331	238,2	12:38'41.021	4	36.388	26.483	27.433	30.033	2'00.337	240,3	12:38'46.104
5	35.666	25.746	27.385	29.540	1'58.337	243,0	12:40'39.358	5	36.327	26.026	27.178	29.948	1'59.479	240,8	12:40'45.583
6	35.673	25.406	26.736	29.566	1'57.381	237,6	12:42'36.739	6	36.266	25.792	27.068	29.898	1'59.024	237,6	12:42'44.607
7	35.581	25.524	26.920	29.188	1'57.213	240,3	12:44'33.952	7	36.340	25.971	27.278	29.963	1'59.552	237,6	12:44'44.159
8	36.136	25.467	26.980	29.298	1'57.881	235,1	12:46'31.833	8	36.370	26.181	27.372	30.403	2'00.326	235,6	12:46'44.485
9	35.460	25.526	26.894	29.465	1'57.345	239,7	12:48'29.178	9	36.533	26.171	27.386	29.980	2'00.070	234,5	12:48'44.555
10	35.465	25.676	26.817	29.425	1'57.383	242,4	12:50'26.561	10	36.521	26.264	27.575	29.982	2'00.342	235,1	12:50'44.897
11	35.474	25.321	27.015	30.154	1'57.964	243,5	12:52'24.525	11	36.459	26.199	27.398	30.097	2'00.153	235,1	12:52'45.050
12	35.606	25.426	26.964	29.126	1'57.122	240,8	12:54'21.647	12	36.423	26.010	27.314	30.715	2'00.462	237,1	12:54'45.512
13	35.929	25.556	26.994	29.410	1'57.889	236,6	12:56'19.536	13	36.705	26.057	28.529	30.384	2'01.675	234,5	12:56'47.187
14	35.795	25.926	28.097	30.044	1'59.862	232,0	12:58'19.398	14	36.251	26.021	27.775	30.126	2'00.173	236,6	12:58'47.360
15	36.004	26.222	27.224	29.508	1'58.958	231,0	13:00'18.356	15	36.347	26.336	27.845	30.161	2'00.689	236,1	13:00'48.049
16	35.527	25.204	26.855	29.690	1'57.276	237,6	13:02'15.632	16	36.219	26.297	27.595	30.037	2'00.148	237,1	13:02'48.197
17	35.384	25.478	26.952	29.554	1'57.368	241,3	13:04'13.000	17	36.148	25.998	27.406	29.806	1'59.358	237,6	13:04'47.555
18	35.477	25.553	26.801	30.882	1'58.713	241,9	13:06'11.713	18	36.124	26.012	27.381	29.903	1'59.420	237,1	13:06'46.975
Race Time 35'30.172								Race Time 36'05.434							

04/10/2020 P = Pits In/Out - C = Lap Time Cancelled

These data/results cannot be reproduced, stored and/or transmitted in whole or in part by any manner of electronic, mechanical, photocopying, recording, broadcasting or otherwise now known or herein after developed without the previous express consent by the copyright owner, except for reproduction in daily press and regular printed publications on sale to the public within 60 days of the event related to those data/results and always provided that copyright symbol appears together as follows below.

© DORNA WSBK ORGANIZATION Srl 2020



Pirelli French Round, 2 - 4 October 2020

Chronological Analysis Race 2

Magny-Cours 4.411 m

Start at 12:30'41.541

3 / 4

13° 9 G. HENDRA PRATAMA (1'58.590)							
Lap	Seg.1	Seg.2	Seg.3	Seg.4	Lap Time	km/h	Local Time
1		27.596	28.367	30.763	2'02.520	218,9	12:32'44.061
2	36.307	26.179	27.999	30.056	2'00.541	225,8	12:34'44.602
3	35.792	26.260	27.587	30.542	2'00.181	224,8	12:36'44.783
4	39.629	26.561	27.878	30.567	2'04.635	220,7	12:38'49.418
5	36.442	25.944	27.701	30.217	2'00.304	239,7	12:40'49.722
6	36.453	26.351	27.810	30.353	2'00.967	236,6	12:42'50.689
7	36.522	26.335	28.070	30.164	2'01.091	228,1	12:44'51.780
8	36.220	26.359	27.698	29.896	2'00.173	232,5	12:46'51.953
9	36.247	26.345	27.947	30.237	2'00.776	232,5	12:48'52.729
10	36.031	26.015	27.677	30.113	1'59.836	230,1	12:50'52.565
11	36.122	26.056	27.823	30.558	2'00.559	236,6	12:52'53.124
12	35.969	26.361	27.782	30.301	2'00.413	237,1	12:54'53.537
13	36.125	26.121	27.472	29.934	1'59.652	230,6	12:56'53.189
14	36.080	26.198	27.519	29.923	1'59.720	234,0	12:58'52.909
15	35.794	26.150	27.510	29.788	1'59.242	236,1	13:00'52.151
16	36.096	25.923	27.774	29.823	1'59.616	234,0	13:02'51.767
17	35.776	25.573	27.337	29.904	1'58.590	240,8	13:04'50.357
18	36.015	26.237	27.649	30.459	2'00.360	233,5	13:06'50.717
Race Time 36'09.176							

3	36.416	26.875	27.706	31.119	2'02.116	244,6	12:36'53.568
4	36.295	26.602	29.489	31.381	2'03.767	244,6	12:38'57.335
5	36.199	26.508	28.338	31.081	2'02.126	236,6	12:40'59.461
6	36.170	28.188	28.559	31.167	2'04.084	243,0	12:43'03.545
7	36.845	26.233	27.736	30.954	2'01.768	240,8	12:45'05.313
8	35.990	26.013	27.505	31.013	2'00.521	241,3	12:47'05.834
9	36.170	25.810	28.523	31.158	2'01.661	243,5	12:49'07.495
10	35.963	26.124	27.687	31.019	2'00.793	243,0	12:51'08.288
11	36.017	26.062	27.535	31.050	2'00.664	244,1	12:53'08.952
12	35.810	25.634	27.792	30.853	2'00.089	245,2	12:55'09.041
13	35.732	25.622	27.680	30.757	1'59.791	245,7	12:57'08.832
Race Time 26'27.291							

14° 47 A. BASSANI (1'58.796)							
Lap	Seg.1	Seg.2	Seg.3	Seg.4	Lap Time	km/h	Local Time
1		29.079	48.511	31.895	2'27.783	213,7	12:33'09.324
2	37.344	26.739	28.577	30.453	2'03.113	224,8	12:35'12.437
3	36.364	26.141	28.326	30.534	2'01.365	235,6	12:37'13.802
4	36.368	26.175	27.979	30.172	2'00.694	235,1	12:39'14.496
5	36.088	26.120	27.795	30.143	2'00.146	235,1	12:41'14.642
6	36.087	26.003	28.013	30.256	2'00.359	236,6	12:43'15.001
7	36.301	26.054	27.864	30.298	2'00.517	236,6	12:45'15.518
8	35.976	25.864	27.604	30.180	1'59.624	237,1	12:47'15.142
9	36.097	26.006	27.562	30.322	1'59.987	236,1	12:49'15.129
10	35.741	25.873	27.670	30.011	1'59.295	239,2	12:51'14.424
11	35.736	25.874	27.461	29.952	1'59.023	236,6	12:53'13.447
12	35.965	25.758	27.536	30.074	1'59.333	236,6	12:55'12.780
13	35.794	25.806	27.513	29.840	1'58.953	234,5	12:57'11.733
14	35.644	25.857	27.835	29.975	1'59.311	237,1	12:59'11.044
15	36.023	25.955	27.698	29.869	1'59.545	234,5	13:01'10.589
16	35.604	25.820	27.745	29.959	1'59.128	237,6	13:03'09.717
17	35.727	25.844	27.505	29.720	1'58.796	231,0	13:05'08.513
18	35.684	25.912	27.690	30.008	1'59.294	232,5	13:07'07.807
Race Time 36'26.266							

RET 3 R. DE ROSA (1'56.156)							
Lap	Seg.1	Seg.2	Seg.3	Seg.4	Lap Time	km/h	Local Time
1		26.382	27.564	30.339	1'59.725	216,3	12:32'41.266
2	35.599	26.212	27.387	30.082	1'59.280	237,6	12:34'40.546
3	35.752	25.760	27.215	29.706	1'58.433	239,2	12:36'38.979
4	35.304	25.727	27.168	29.683	1'57.882	240,3	12:38'36.861
5	35.475	25.467	27.329	29.600	1'57.871	247,4	12:40'34.732
6	35.506	25.657	27.298	29.718	1'58.179	242,4	12:42'32.911
7	35.564	26.051	27.263	29.760	1'58.638	223,9	12:44'31.549
8	35.658	25.567	27.260	29.283	1'57.768	241,9	12:46'29.317
9	35.407	25.457	27.545	29.732	1'58.141	240,3	12:48'27.458
10	35.311	25.717	26.884	30.003	1'57.915	241,9	12:50'25.373
11	35.322	25.372	26.923	28.956	1'56.573	245,2	12:52'21.946
12	34.889	25.316	26.892	29.059	1'56.156	244,1	12:54'18.102
Race Time 23'36.561							

RET 22 F. FULIGNI (1'57.006)							
Lap	Seg.1	Seg.2	Seg.3	Seg.4	Lap Time	km/h	Local Time
1		27.020	28.139	31.037	2'05.365	215,4	12:32'46.906
2	36.656	26.850	27.523	30.549	2'01.578	227,6	12:34'48.484
3	36.120	26.030	27.277	30.177	1'59.604	241,3	12:36'48.088
4	35.723	25.809	27.020	30.123	1'58.675	240,8	12:38'46.763
5	35.636	25.472	27.047	29.981	1'58.136	242,4	12:40'44.899
6	35.604	25.920	26.897	30.052	1'58.473	240,3	12:42'43.372
7	35.744	25.680	26.932	29.883	1'58.239	241,3	12:44'41.611
8	35.795	25.510	26.791	29.685	1'57.781	240,8	12:46'39.392
9	35.624	25.515	26.721	29.722	1'57.582	242,4	12:48'36.974
10	35.288	25.325	26.840	29.553	1'57.006	241,9	12:50'33.980
11	35.381	25.463	26.761	29.660	1'57.265	241,9	12:52'31.245
12	35.319	25.147	27.432	29.522	1'57.420	244,1	12:54'28.665
13	35.583	25.399	26.937	29.808	1'57.727	243,5	12:56'26.392
14	35.512	25.319	26.765	29.595	1'57.191	242,4	12:58'23.583
Race Time 27'42.042							

RET 56 P. SEBESTYEN (1'57.867)							
Lap	Seg.1	Seg.2	Seg.3	Seg.4	Lap Time	km/h	Local Time
1		27.857	27.970	31.079	2'04.367	210,8	12:32'45.908
2	36.527	26.293	27.328	29.968	2'00.116	233,0	12:34'46.024
3	35.975	26.008	27.441	29.775	1'59.199	239,7	12:36'45.223
4	36.113	25.743	27.148	29.711	1'58.715	241,3	12:38'43.938
5	35.963	25.720	27.051	29.767	1'58.501	239,7	12:40'42.439
6	36.204	25.675	26.899	29.613	1'58.391	237,6	12:42'40.830
7	35.885	25.422	27.093	29.467	1'57.867	240,3	12:44'38.697
8	36.103	25.516	26.967	2'09.956	3'38.542P	238,7	12:48'17.239
Race Time 17'35.698							

RET 12 A. RUIZ CARRANZA (1'59.791)							
Lap	Seg.1	Seg.2	Seg.3	Seg.4	Lap Time	km/h	Local Time
1		28.036	28.545	31.810	2'07.311	227,6	12:32'48.852
2	36.537	26.577	27.972	31.514	2'02.600	242,4	12:34'51.452

RET 25 A. VERDOIA (2'03.171)							
Lap	Seg.1	Seg.2	Seg.3	Seg.4	Lap Time	km/h	Local Time
1		27.964	28.924	30.975	2'04.921	203,7	12:32'46.462
2	36.982	27.232	28.284	30.673	2'03.171	226,2	12:34'49.633
3	36.612	27.085	28.866	30.809	2'03.372	243,5	12:36'53.005
4	36.930	26.787	29.021	30.747	2'03.485	242,4	12:38'56.490
5	36.877	26.381	29.064	33.054	2'05.376P	241,3	12:41'01.866
6	2'58.317	27.064	29.218	31.026	4'25.625P	238,7	12:45'27.491
7	37.085	26.387	29.152	31.053	2'03.677	239,7	12:47'31.168
8	37.279	26.404	28.566	34.962	2'07.211P	240,3	12:49'38.379
Race Time 18'56.838							

RET 84 L. CRESSON (2'02.409)							
Lap	Seg.1	Seg.2	Seg.3	Seg.4	Lap Time	km/h	Local Time
1		27.867	28.580	31.616	2'06.718	199,6	12:32'48.259
2			28.317	31.308	2'03.729		12:34'51.988
3			28.401	31.059	2'03.421		12:36'55.409
4			28.311	31.166	2'02.409		12:38'57.818
5			28.355	31.321	2'02.584		12:41'00.402
6	36.613	27.553	28.567	30.868	2'03.601	234,0	12:43'04.003
7			29.087	33.511	2'09.448P		12:45'13.451
Race Time 14'31.910							

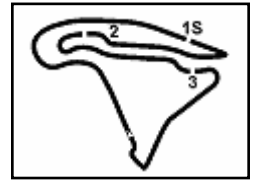
RET 94 C. PEROLARI (1'58.963)							
Lap	Seg.1	Seg.2	Seg.3	Seg.4	Lap Time	km/h	Local Time
1		27.222	27.828	30.015	2'00.701	218,9	12:32'42.242

04/10/2020

P = Pits In/Out - C = Lap Time Cancelled

These data/results cannot be reproduced, stored and/or transmitted in whole or in part by any manner of electronic, mechanical, photocopying, recording, broadcasting or otherwise now known or herein after developed without the previous express consent by the copyright owner, except for reproduction in daily press and regular printed publications on sale to the public within 60 days of the event related to those data/results and always provided that copyright symbol appears together as follows below.

© DORNA WSBK ORGANIZATION Srl 2020



Pirelli French Round, 2 - 4 October 2020

Chronological Analysis Race 2

Start at 12:30'41.541

2	35.902	26.024	27.102	29.935	1'58.963	235,6	12:34'41.205
3	36.008	26.518	27.391	29.870	1'59.787	240,3	12:36'40.992
4	35.716	26.277	27.270	30.567	1'59.830	236,1	12:38'40.822
5	35.649	26.163	27.110	30.723	1'59.645	237,6	12:40'40.467
Race Time 9'58.926							

RET 32 I. VINALES (1'59.249)							
Lap	Seg.1	Seg.2	Seg.3	Seg.4	Lap Time	km/h	Local Time
1		27.678	28.450	31.500	2'03.645	218,0	12:32'45.186
2	36.381	26.451	27.978	30.461	2'01.271	224,3	12:34'46.457
3	35.959	26.309	27.536	30.290	2'00.094	236,6	12:36'46.551
4	35.630	25.804	27.478	30.337	1'59.249	244,1	12:38'45.800
5	35.901	25.808	27.871	33.890	2'03.470P	237,6	12:40'49.270
Race Time 10'07.729							

RET 42 S. FROSSARD (2'00.733)							
Lap	Seg.1	Seg.2	Seg.3	Seg.4	Lap Time	km/h	Local Time
1		28.009	28.523	31.721	2'07.446	206,4	12:32'48.987
2	36.580	27.033	28.459	31.073	2'03.145	222,5	12:34'52.132
3	36.729	26.943	28.904	30.891	2'03.467	232,5	12:36'55.599
4	36.097	26.351	28.099	31.298	2'01.845	237,1	12:38'57.444
5	35.936	26.438	27.801	30.558	2'00.733	234,5	12:40'58.177
Race Time 10'16.636							

04/10/2020 P = Pits In/Out - C = Lap Time Cancelled

These data/results cannot be reproduced, stored and/or transmitted in whole or in part by any manner of electronic, mechanical, photocopying, recording, broadcasting or otherwise now known or herein after developed without the previous express consent by the copyright owner, except for reproduction in daily press and regular printed publications on sale to the public within 60 days of the event related to those data/results and always provided that copyright symbol appears together as follows below.

© DORNA WSBK ORGANIZATION Srl 2020

