

Pirelli French Round, 2 - 4 October 2020

Chronological Analysis Free Practice 1st Session

Magny-Cours 4.411 m

1 / 4

1° 38 H. SOOMER (1'57.444)							
Lap	Seg.1	Seg.2	Seg.3	Seg.4	Lap Time	km/h	Local Time
1		31.402	31.653	35.236	181,2	11:33'49.463	
2	40.493	29.105	29.850	32.418	2'11.866	194,5	11:36'01.329
3	38.869	28.275	28.987	32.480	2'08.611	203,7	11:38'09.940
4	38.435	28.120	29.019	32.028	2'07.602	210,0	11:40'17.542
5	37.123	27.583	28.928	34.799	2'08.433P	227,6	11:42'25.975
6	1'35.355	27.273	28.854	31.968	3'03.450P	224,8	11:45'29.425
7	37.519	27.137	28.189	31.249	2'04.094	234,0	11:47'33.519
8	37.821	27.097	28.126	31.118	2'04.162	236,6	11:49'37.681
9	36.444	26.435	28.117	31.787	2'02.783	239,7	11:51'40.464
10	37.183	26.522	27.637	30.436	2'01.778	236,6	11:53'42.242
11	36.411	26.546	28.181	33.210	2'04.348P	235,6	11:55'46.590
12	5'40.458	27.168	27.882	31.464	7'06.972P	233,0	12:02'53.562
13	36.834	26.345	27.750	30.509	2'01.438	238,7	12:04'55.000
14	36.602	26.324	27.541	31.339	2'01.806	239,7	12:06'56.806
15	36.172	26.123	27.452	29.917	1'59.664	240,8	12:08'56.470
16	35.490	25.527	27.157	29.888	1'58.062	244,1	12:10'54.532
17	43.987	26.325	27.467	30.065	2'07.844	232,5	12:13'02.376
18	35.615	25.556	26.822	29.451	1'57.444	242,4	12:14'59.820
19	35.405	25.738	27.926	30.750	1'59.819	243,5	12:16'59.639

15	36.094	25.894	27.139	29.831	1'58.958	231,0	12:09'50.702
16	35.745	25.415	26.967	30.736	1'58.863C	234,0	12:11'49.565
17	35.714	25.318	26.982	29.878	1'57.892	239,7	12:13'47.457
18	35.723	25.911	26.971	29.720	1'58.325	235,6	12:15'45.782

2° 44 L. MAHIAS (1'57.535)							
Lap	Seg.1	Seg.2	Seg.3	Seg.4	Lap Time	km/h	Local Time
1		28.422	29.728	31.738	212,9	11:34'42.727	
2	36.622	26.960	28.005	30.501	2'02.088	234,5	11:36'44.815
3	35.617	26.880	27.807	30.564	2'00.868	224,3	11:38'45.683
4	35.864	26.652	27.579	30.218	2'00.313	235,6	11:40'45.996
5	35.634	26.950	28.398	33.171	2'04.153P	233,5	11:42'50.149
6	17'55.852	26.892	26.977	30.261	19'19.982P	230,6	12:02'10.131
7	35.473	26.895	26.811	29.356	1'57.535	241,9	12:04'07.666
8	35.299	26.098	26.673	1'30.929	2'58.999P	239,2	12:07'06.665

5° 32 I. VINALES (1'58.082)							
Lap	Seg.1	Seg.2	Seg.3	Seg.4	Lap Time	km/h	Local Time
1		32.365	32.903	36.887	189,1	11:34'25.253	
2	41.999	29.380	30.568	33.825	2'15.772	202,9	11:36'41.025
3	39.271	28.560	29.419	33.680	2'10.930	222,0	11:38'51.955
4	38.858	27.399	29.501	32.515	2'08.273	223,0	11:41'00.228
5	37.810	26.926	28.827	31.867	2'05.430	230,1	11:43'05.658
6	37.456	26.939	28.601	31.254	2'04.250	233,5	11:45'09.908
7	37.097	26.561	28.023	31.055	2'02.736	233,0	11:47'12.644
8	36.926	27.334	29.599	36.857	2'10.716CP	235,1	11:49'23.360
9	7'50.230	27.722	29.051	31.432	9'18.435P	217,2	11:58'41.795
10	36.731	26.310	27.658	31.149	2'01.848	233,0	12:00'43.643
11	36.324	26.218	27.632	30.661	2'00.835	235,6	12:02'44.478
12	39.667	28.041	28.078	31.085	2'06.871	203,7	12:04'51.349
13	36.403	25.889	27.234	30.603	2'00.129	233,0	12:06'51.478
14	36.219	25.412	27.167	29.798	1'58.596	237,6	12:08'50.074
15	35.555			30.097	2'01.478	237,6	12:10'51.552
16	35.945	25.365	27.072	29.992	1'58.374	238,7	12:12'49.926
17	35.666	25.543	27.162	29.711	1'58.082	237,1	12:14'48.008
18	35.896	29.738	30.377	37.861	2'13.872P	212,5	12:17'01.880

3° 11 K. SMITH (1'57.547)							
Lap	Seg.1	Seg.2	Seg.3	Seg.4	Lap Time	km/h	Local Time
1		30.657	30.926	33.695	195,2	11:34'22.815	
2	37.962	27.873	29.009	31.304	2'06.148	219,4	11:36'28.963
3	36.885	26.922	27.912	31.787	2'03.506	233,5	11:38'32.469
4	37.156	26.424	27.483	30.489	2'01.552	240,3	11:40'34.021
5	35.592	26.471	27.221	30.341	1'59.625	238,7	11:42'33.646
6	35.802	26.115	27.106	30.169	1'59.192	243,5	11:44'32.838
7	35.724	25.967	27.144	33.722	2'02.557P	243,0	11:46'35.395
8	10'09.643	27.034	27.978	30.464	11'35.119P	225,8	11:58'10.514
9	35.809	25.837	27.023	29.932	1'58.601	240,8	12:00'09.115
10	36.646	26.040	27.065	29.895	1'59.646	230,1	12:02'08.761
11	35.498	25.780	26.666	29.603	1'57.547	241,9	12:04'06.308

6° 56 P. SEBESTYEN (1'58.184)							
Lap	Seg.1	Seg.2	Seg.3	Seg.4	Lap Time	km/h	Local Time
1		32.679	31.237	36.353	181,8	11:35'40.523	
2	39.484	28.363	29.432	33.444	2'10.723	210,8	11:37'51.246
3	37.861	27.608	28.695	31.841	2'06.005	224,8	11:39'57.251
4	37.423	27.477	28.368	31.349	2'04.617	227,2	11:42'01.868
5	36.703	27.501	28.171	31.195	2'03.570	214,6	11:44'05.438
6	36.533	26.817	27.854	31.356	2'02.560	227,2	11:46'07.998
7	36.772	26.832	27.801	30.992	2'02.397	231,5	11:48'10.395
8	36.385	26.543	27.606	31.154	2'01.688	229,1	11:50'12.083
9	36.358	26.325	27.674	30.845	2'01.202	229,1	11:52'13.285
10	36.774	27.583	28.069	35.366	2'07.792P	227,6	11:54'21.077
11	9'38.773	27.205	27.773	35.735	11'09.486P	217,2	12:05'30.563
12	2'36.108	26.971	28.069	31.028	4'02.176P	226,7	12:09'32.739
13	36.338	26.319	27.626	30.368	2'00.651	229,6	12:11'33.390
14	35.979	26.157	26.948	30.573	1'59.657	234,5	12:13'33.047
15	35.778	25.901	26.724	29.781	1'58.184	233,0	12:15'31.231

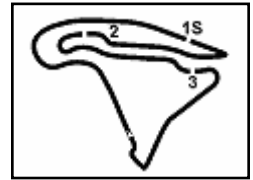
4° 4 S. ODENDAAL (1'57.892)							
Lap	Seg.1	Seg.2	Seg.3	Seg.4	Lap Time	km/h	Local Time
1		30.810	31.441	35.629	193,2	11:33'49.187	
2	39.664	28.932	29.894	33.063	2'11.553	222,5	11:36'00.740
3	38.180	27.618	29.044	32.224	2'07.066	222,0	11:38'07.806
4	37.725	26.898	28.883	31.877	2'05.383	226,2	11:40'13.189
5	36.671	27.387	28.624	31.754	2'04.436	236,6	11:42'17.625
6	36.809	26.837	28.266	31.180	2'03.092	224,3	11:44'20.717
7	36.310	26.435	28.043	30.923	2'01.711	237,6	11:46'22.428
8	36.460	26.110	27.656	30.592	2'00.818	233,5	11:48'23.246
9	36.104	25.580	27.470	30.130	1'59.284	242,4	11:50'22.530
10	36.171	25.787	27.411	29.855	1'59.224	238,2	11:52'21.754
11	35.930	25.702	26.937	29.824	1'58.393	236,1	11:54'20.147
12	38.106	28.979	27.943	35.573	2'10.601P	219,4	11:56'30.748
13	7'52.695	27.636	28.405	31.043	9'19.779P	223,0	12:05'50.527
14	36.700	26.338	27.506	30.673	2'01.217	229,1	12:07'51.744

7° 34 K. MANFREDI (1'58.575)							
Lap	Seg.1	Seg.2	Seg.3	Seg.4	Lap Time	km/h	Local Time
1							11:31'08.349
2	53.634	29.386	30.153	32.997	2'26.170P	179,4	11:33'34.519
3	37.888	26.903	28.308	31.457	2'04.556	215,0	11:35'39.075
4	36.584	26.653	27.794	32.152	2'03.183P	211,2	11:37'42.258
5	4'51.777	28.137	30.798	32.891	6'23.603P	203,3	11:44'05.861
6	36.255	26.062	27.426	30.688	2'00.431	225,8	11:46'06.292
7	36.550	26.294	27.110	30.742	2'00.696	231,0	11:48'06.988
8	36.311	26.597	27.284	30.595	2'00.787	224,8	11:50'07.775
9	36.679	26.899	27.858	32.482	2'03.918P	232,5	11:52'11.693
10	4'19.219	27.395	27.511	30.757	5'44.882P	199,9	11:57'56.575
11	36.024	25.846	26.927	29.985	1'58.782	238,7	11:59'55.357
12	35.869	25.767	27.300	30.043	1'58.979	239,7	12:01'54.336
13	36.080	25.836	27.200	30.080	1'59.196	238,2	12:03'53.532
14	36.390	27.840	28.298	32.624	2'05.152CP	210,4	12:05'58.684
15	2'47.713	29.438	32.048	31.143	4'20.342P	179,4	12:10'19.026
16	35.688	26.272	26.943	30.541	1'59.444	228,1	12:12'18.470
17	35.994	26.020	27.138	33.666	2'02.818	235,6	12:14'21.288

02/10/2020 P = Pits In/Out - C = Lap Time Cancelled

These data/results cannot be reproduced, stored and/or transmitted in whole or in part by any manner of electronic, mechanical, photocopying, recording, broadcasting or otherwise now known or herein after developed without the previous express consent by the copyright owner, except for reproduction in daily press and regular printed publications on sale to the public within 60 days of the event related to those data/results and always provided that copyright symbol appears together as follows below.

© DORNA WSBK ORGANIZATION Srl 2020



Pirelli French Round, 2 - 4 October 2020

Chronological Analysis Free Practice 1st Session

18 35.811 25.958 **26.825** **29.981** **1'58.575** 231,5 12:16'19.863

8° 55 A. LOCATELLI (1'58.616)								11° 98 K. HANIKA (1'59.645)							
Lap	Seg.1	Seg.2	Seg.3	Seg.4	Lap Time	km/h	Local Time	Lap	Seg.1	Seg.2	Seg.3	Seg.4	Lap Time	km/h	Local Time
1		30.128	31.607	33.783		215,0	11:37'00.393	2	2'55.493	30.079	31.710	35.161	4'32.443P	188,1	11:37'36.535
2	39.631	28.553	29.761	35.261	2'13.206	208,8	11:39'13.599	3	39.197	30.030	30.542	33.921	2'13.690	193,8	11:39'50.225
3	37.978	27.591	28.469	31.220	2'05.258	217,2	11:41'18.857	4	38.166	29.064	30.272	33.258	2'10.760	205,2	11:42'00.985
4	36.559	27.144	28.110	30.847	2'02.660	215,4	11:43'21.517	5	37.310	28.188	28.732	32.341	2'06.571	209,2	11:44'07.556
5	36.533	27.325	27.796	30.842	2'02.496	215,4	11:45'24.013	6	37.091	27.869	28.303	32.039	2'05.302	217,2	11:46'12.858
6	39.341	27.391	28.306	35.005	2'10.043P	223,0	11:47'34.056	7	37.297	27.701	28.244	31.720	2'04.962	229,1	11:48'17.820
7	10'25.189	31.830	28.461	31.114	11'56.594P	221,6	11:59'30.650	8	36.629	28.030	29.812	31.339	2'05.810C	231,0	11:50'23.630
8	37.047	26.593	28.067	31.039	2'02.746	237,6	12:01'33.396	9	36.545	26.894	27.804	30.961	2'02.204	231,0	11:52'25.834
9	36.729	26.679	27.843	30.610	2'01.861	226,2	12:03'35.257	10	36.423	27.043	27.473	30.845	2'01.784	225,3	11:54'27.618
10	36.544	26.101	27.294	30.175	2'00.114	236,1	12:05'35.371	11	36.505	27.068	27.292	31.130	2'01.995	224,8	11:56'29.613
11	37.205	31.017	27.290	30.779	2'06.291	198,8	12:07'41.662	12	36.347	26.567	27.223	30.834	2'00.971	231,5	11:58'30.584
12	36.179	26.400	27.215	29.899	1'59.693	226,7	12:09'41.355	13	36.337	26.778	27.426	30.989	2'01.530	219,4	12:00'32.114
13	35.952	25.915	27.127	29.622	1'58.616	234,0	12:11'39.971	14	36.108	26.483	27.393	30.720	2'00.704	230,6	12:02'32.818
14	35.829	26.104	27.097	30.110	1'59.140	229,6	12:13'39.111	15	36.276	26.491	27.420	34.655	2'04.842P	231,0	12:04'37.660
15	36.522	26.510	27.805	30.930	2'01.767	219,4	12:15'40.878	16	4'12.835	28.006	28.015	31.080	5'39.936P	209,2	12:10'17.596
								17	36.513	27.448	26.971	30.588	2'01.520	225,3	12:12'19.116
								18	35.925	26.229	27.138	30.353	1'59.645	229,1	12:14'18.761
								19	36.006	26.457	26.983	30.854	2'00.300	227,6	12:16'19.061

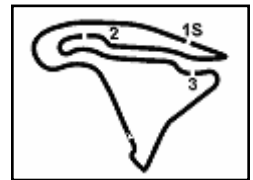
9° 3 R. DE ROSA (1'58.796)								12° 5 P. OETTL (1'59.839)							
Lap	Seg.1	Seg.2	Seg.3	Seg.4	Lap Time	km/h	Local Time	Lap	Seg.1	Seg.2	Seg.3	Seg.4	Lap Time	km/h	Local Time
1		31.637	33.304	38.889		191,1	11:38'05.649	1		31.668	31.584	34.001		187,2	11:33'06.771
2	3'51.827	30.463	32.232	35.084	5'29.606P	187,5	11:43'35.255	2	38.431	28.626	29.766	32.963	2'09.786	217,6	11:35'16.557
3	40.818	28.905	30.676	33.143	2'13.542	207,6	11:45'48.797	3	38.113	27.770	28.968	31.473	2'06.324	222,5	11:37'22.881
4	39.120	28.718	30.157	32.506	2'10.501	213,7	11:47'59.298	4	37.153	27.681	28.773	32.231	2'05.838	226,7	11:39'28.719
5	38.149	28.305	29.448	32.407	2'08.309	211,6	11:50'07.607	5	36.882	27.622	28.104	31.758	2'04.366	220,2	11:41'33.085
6	38.343	28.205	29.449	32.478	2'08.475	205,6	11:52'16.082	6	36.849	26.765	28.602	31.646	2'03.862	243,5	11:43'36.947
7	37.987	27.337	28.862	31.568	2'05.754	220,2	11:54'21.836	7	37.246	27.112	28.425	31.502	2'04.285	229,6	11:45'41.232
8	37.491	27.209	28.417	31.330	2'04.447	218,9	11:56'26.283	8	37.440	28.732	28.442	35.225	2'09.839P	209,6	11:47'51.071
9	36.744	26.988	28.308	31.261	2'03.301	222,0	11:58'29.584	9	9'55.625	27.286	28.299	31.322	11'22.532P	232,5	11:59'13.603
10	36.900	26.675	27.916	30.498	2'01.989	227,6	12:00'31.573	10	36.469	26.808	27.901	31.364	2'02.542	237,1	12:01'16.145
11	36.627	29.135	28.530	31.119	2'05.411	228,1	12:02'36.984	11	36.491	26.593	28.046	34.007	2'05.137	235,1	12:03'21.282
12	36.371	26.627	27.590	30.551	2'01.139	231,0	12:04'38.123	12	36.098	26.791	27.947	30.948	2'01.784	231,0	12:05'23.066
13	36.390	26.449	27.366	30.502	2'00.707	228,1	12:06'38.830	13	36.061	27.329	27.791	31.039	2'02.220	233,0	12:07'25.286
14	36.043	25.889	27.105	29.943	1'58.980	237,1	12:08'37.810	14	35.569	26.111	27.770	30.389	1'59.839	235,6	12:09'25.125
15	35.986	26.179	27.364	30.117	1'59.646	234,0	12:10'37.456	15	40.868	28.172	29.856	34.892	2'13.788P	226,2	12:11'38.913
16	35.810	26.067	27.224	29.695	1'58.796	228,6	12:12'36.252								
17	35.987	26.137	27.551	30.427	2'00.102	237,6	12:14'36.354								
18	35.970	25.986	27.151	30.037	1'59.144	239,2	12:16'35.498								

10° 61 C. ONCU (1'59.070)								13° 47 A. BASSANI (2'00.163)							
Lap	Seg.1	Seg.2	Seg.3	Seg.4	Lap Time	km/h	Local Time	Lap	Seg.1	Seg.2	Seg.3	Seg.4	Lap Time	km/h	Local Time
1		31.219	31.531	36.142		174,2	11:32'33.062	1							11:30'33.980
2	4'23.668	29.417	30.830	34.678	5'58.593P	210,4	11:38'31.655	2	52.094	30.010	30.172	32.526	2'24.802P	193,8	11:32'58.782
3	39.325	28.674	30.309	33.439	2'11.747	210,8	11:40'43.402	3	38.116	29.632	28.658	32.105	2'08.511	222,0	11:35'07.293
4	38.177	28.313	29.407	33.416	2'09.313	222,5	11:42'52.715	4	37.611	27.150	28.434	31.242	2'04.437	228,6	11:37'11.730
5	37.971	28.403	29.569	32.963	2'08.906	219,4	11:45'01.621	5	36.683	27.111	28.600	31.519	2'03.913	220,2	11:39'15.643
6	37.814	27.626	28.976	32.674	2'07.090	226,7	11:47'08.711	6	36.477	27.270	27.884	30.882	2'02.513	218,5	11:41'18.156
7	37.057	27.249	29.127	32.471	2'05.904	231,0	11:49'14.615	7	36.047	26.930	28.067	31.280	2'02.324	225,3	11:43'20.480
8	36.358	27.008	28.911	32.327	2'04.604	236,6	11:51'19.219	8	36.485	26.868	28.048	30.946	2'02.347	221,6	11:45'22.827
9	36.535	26.838	28.551	31.930	2'03.854	235,6	11:53'23.073	9	36.149	26.787	27.680	30.505	2'01.121	221,6	11:47'23.948
10	36.077	26.510	28.499	31.730	2'02.816	241,9	11:55'25.889	10	36.075	27.744	31.183	34.710	2'09.712CP	228,1	11:49'33.660
11	35.838	26.507	27.919	31.196	2'01.460	234,0	11:57'27.349	11	1'00.030	29.273	30.035	36.212	2'35.550P	208,4	11:52'09.210
12	35.710	26.238	27.740	30.964	2'00.652	243,5	11:59'28.001	12	7'35.848	28.898	29.752	32.758	9'07.256P	209,6	12:01'16.466
13	35.693	26.075	27.635	31.629	2'01.032	239,7	12:01'29.033	13	37.011	27.057	28.470	30.999	2'03.537	224,3	12:03'20.003
14	35.908	26.039	27.488	30.947	2'00.382	241,9	12:03'29.415	14	36.597	27.099	28.053	30.858	2'02.607	232,0	12:05'22.610
15	35.740	26.156	27.338	30.784	2'00.018	238,7	12:05'29.433	15	36.394	26.434	27.773	30.776	2'01.377	233,0	12:07'23.987
16	35.527	26.013	27.275	31.080	1'59.895	241,3	12:07'29.328	16	36.125	26.420	28.309	30.805	2'01.659	239,2	12:09'25.646
17	35.568	25.687	27.298	30.517	1'59.070	242,4	12:09'28.398	17	36.629	26.512	27.869	30.829	2'01.839	224,8	12:11'27.485
18	35.601	25.835	27.433	30.645	1'59.514	241,3	12:11'27.912	18	36.551	26.117	27.635	30.425	2'00.728	234,0	12:13'28.213
19	36.374	27.073	27.677	33.124	2'04.248	233,5	12:13'32.160	19	35.885	26.136	27.553	30.589	2'00.163	237,6	12:15'28.376
20	35.763	27.416	29.480	31.237	2'03.896C	241,3	12:15'36.056								

02/10/2020 P = Pits In/Out - C = Lap Time Cancelled

These data/results cannot be reproduced, stored and/or transmitted in whole or in part by any manner of electronic, mechanical, photocopying, recording, broadcasting or otherwise now known or herein after developed without the previous express consent by the copyright owner, except for reproduction in daily press and regular printed publications on sale to the public within 60 days of the event related to those data/results and always provided that copyright symbol appears together as follows below.

© DORNA WSBK ORGANIZATION Srl 2020



Magny-Cours 4.411 m

Pirelli French Round, 2 - 4 October 2020

Chronological Analysis Free Practice 1st Session

3 / 4

14° 30 G. VAN STRAALEN (2'00.384)							
Lap	Seg.1	Seg.2	Seg.3	Seg.4	Lap Time	km/h	Local Time
1		31.727	31.180	35.134	187,5	11:32'39.828	
2	38.339	28.996	30.523	34.077	2'11.935	222,0	11:34'51.763
3	39.317	29.114	30.078	33.107	2'11.616	215,0	11:37'03.379
4	37.819	28.012	29.005	32.375	2'07.211	217,6	11:39'10.590
5	36.790	27.916	28.587	31.800	2'05.093	227,2	11:41'15.683
6	36.825	27.603	28.463	31.682	2'04.573	230,6	11:43'20.256
7	36.968	27.958	29.055	31.575	2'05.556	221,1	11:45'25.812
8	36.995	27.324	28.439	31.594	2'04.352	227,6	11:47'30.164
9	36.642	27.287	28.268	31.337	2'03.534	228,6	11:49'33.698
10	37.535	28.024	29.003	36.209	2'10.771P	226,7	11:51'44.469
11	7'25.993	28.433	29.825	31.620	8'55.871P	219,4	12:00'40.340
12	37.065	27.117	28.089	31.593	2'03.864	233,0	12:02'44.204
13	36.742	26.907	28.265	31.205	2'03.119	231,5	12:04'47.323
14	36.572	26.905	28.066	32.463	2'04.006	230,6	12:06'51.329
15	36.820	26.702	27.790	31.063	2'02.375	220,2	12:08'53.704
16	36.460	26.807	28.024	31.117	2'02.408	232,0	12:10'56.112
17	36.286	26.618	27.709	30.711	2'01.324	232,0	12:12'57.436
18	36.113	26.501	27.361	30.409	2'00.384	231,0	12:14'57.820
19	36.148	26.795	28.518	37.705	2'09.166P	233,0	12:17'06.986

15° 81 M. GONZALEZ (2'00.598)							
Lap	Seg.1	Seg.2	Seg.3	Seg.4	Lap Time	km/h	Local Time
1		33.151	33.446	36.908	159,6	11:33'37.920	
2	40.860	31.261	31.315	33.454	2'16.890	194,2	11:35'54.810
3	39.317	28.953	30.301	33.489	2'12.060	211,6	11:38'06.870
4	40.673	30.870	30.692	33.511	2'15.746	186,8	11:40'22.616
5	38.801	28.977	30.494	33.309	2'11.581	214,6	11:42'34.197
6	38.313	28.140	30.398	32.866	2'09.717	224,3	11:44'43.914
7	38.583	28.261	29.758	32.370	2'08.972	215,9	11:46'52.886
8	38.197	27.855	29.545	32.108	2'07.705	223,0	11:49'00.591
9	37.371	27.239	28.793	31.637	2'05.040	223,4	11:51'05.631
10	37.286	27.427	28.587	31.213	2'04.513	211,2	11:53'10.144
11	37.122	26.956	28.378	30.894	2'03.350	223,4	11:55'13.494
12	36.585	27.425	30.516	33.897	2'08.423CP	237,1	11:57'21.917
13	8'17.038	26.902	28.244	30.909	9'43.093P	226,2	12:07'05.010
14	36.649	26.311	28.000	30.618	2'01.578	235,1	12:09'06.588
15	36.296	26.478	28.133	30.921	2'01.828	237,6	12:11'08.416
16	36.452	26.114	27.703	30.536	2'00.805	242,4	12:13'09.221
17	36.202	26.396	27.590	30.410	2'00.598	235,1	12:15'09.819

16° 78 H. OKUBO (2'00.669)							
Lap	Seg.1	Seg.2	Seg.3	Seg.4	Lap Time	km/h	Local Time
1		30.786	30.741	34.098	203,3	11:33'23.148	
2	39.089	29.009	29.679	32.638	2'10.415	209,2	11:35'33.563
3	38.148	27.931	28.844	32.252	2'07.175	231,0	11:37'40.738
4	37.932	27.660	31.834	38.773	2'16.199P	215,4	11:39'56.937
5	9'50.894	28.364	30.007	33.592	11'22.857P	216,3	11:51'19.794
6	38.119	27.100	28.564	31.325	2'05.108	226,7	11:53'24.902
7	37.069	26.791	28.427	32.129	2'04.416	234,0	11:55'29.318
8	36.899	29.158	29.179	36.308	2'11.544P	236,1	11:57'40.862
9	13'31.918	28.091	28.188	30.830	14'59.027P	207,2	12:12'39.889
10	36.445	26.204	27.520	30.500	2'00.669	231,5	12:14'40.558
11	36.867	26.555	27.523	1'20.112	2'51.057P	223,0	12:17'31.615

17° 94 C. PEROLARI (2'00.692)							
Lap	Seg.1	Seg.2	Seg.3	Seg.4	Lap Time	km/h	Local Time
1		32.237	32.969	35.025	178,5	11:33'37.544	
2	39.434	29.295	30.458	32.675	2'11.862	202,2	11:35'49.406
3	37.741	28.307	29.956	32.066	2'08.070	211,6	11:37'57.476
4	37.565	28.003	29.591	32.044	2'07.203	220,2	11:40'04.679
5	37.099	27.467	29.007	31.104	2'04.677	231,0	11:42'09.356

6	36.342	27.448	28.498	31.238	2'03.526	225,8	11:44'12.882
7	36.561	27.463	29.173	37.205	2'10.402P	219,8	11:46'23.284
8	10'23.105	28.290	29.756	31.583	11'52.734P	216,7	11:58'16.018
9	36.640	27.999	29.096	31.657	2'05.392	226,2	12:00'21.410
10	36.611	27.288	28.703	30.976	2'03.578	225,3	12:02'24.988
11	36.869	27.155	28.710	31.033	2'03.767	229,1	12:04'28.755
12	36.421	27.096	28.404	31.126	2'03.047	224,3	12:06'31.802
13	36.211	26.668	28.288	30.880	2'02.047	233,0	12:08'33.849
14	36.224	27.577	31.583	30.830	2'06.214C	231,0	12:10'40.063
15	36.267	26.538	27.925	30.480	2'01.210	237,1	12:12'41.273
16	36.028	26.510	27.796	30.358	2'00.692	223,0	12:14'41.965
17	36.585	27.600	29.167	33.243	2'06.595	229,6	12:16'48.560

18° 99 D. WEBB (2'02.162)							
Lap	Seg.1	Seg.2	Seg.3	Seg.4	Lap Time	km/h	Local Time
1		30.518	31.004	33.655	206,8	11:32'58.151	
2	38.531	28.976	28.748	33.505	2'09.760	224,8	11:35'07.911
3	37.718	27.996	28.498	31.423	2'05.635	227,6	11:37'13.546
4	36.547	27.899	28.679	31.682	2'04.807	219,4	11:39'18.353
5	36.203			40.150	3'31.333P	231,0	11:42'49.686
6	11'11.600	30.493	29.891	36.506	12'48.490P	227,6	11:55'38.176
7	1'51.166	28.982	29.033	32.885	3'22.066P	222,5	11:59'00.242
8	37.303	28.158	28.747	32.004	2'06.212	231,5	12:01'06.454
9	37.000	27.294	28.294	31.526	2'04.114	238,7	12:03'10.568
10	36.967	27.241	28.095	31.615	2'03.918	238,2	12:05'14.486
11	36.925	27.205	28.126	31.627	2'03.883	242,4	12:07'18.369
12	36.456	26.997	28.003	31.238	2'02.694	232,0	12:09'21.063
13	36.639	26.613	28.087	31.316	2'02.655	238,7	12:11'23.718
14	36.233	26.528	28.049	31.352	2'02.162	238,7	12:13'25.880
15	36.250	26.791	27.977	31.253	2'02.271	238,2	12:15'28.151

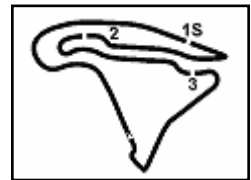
19° 52 P. HOBELSBERGER (2'02.525)							
Lap	Seg.1	Seg.2	Seg.3	Seg.4	Lap Time	km/h	Local Time
1		33.928	32.363	36.217	C	157,5	11:33'39.540
2	39.486	29.628	30.346	33.857	2'13.317	198,5	11:35'52.857
3	37.697	28.529	29.361	33.335	2'08.922	210,4	11:38'01.779
4	36.830	28.737	29.299	33.352	2'08.218	207,2	11:40'09.997
5	36.872	28.670	30.026	33.208	2'08.776	223,0	11:42'18.773
6	36.860	28.023	29.114	32.606	2'06.603	207,6	11:44'25.376
7	36.747	27.600	28.735	32.382	2'05.464	232,0	11:46'30.840
8	38.736	28.802	29.921	38.457	2'15.916P	224,3	11:48'46.756
9	9'50.062	29.244	29.611	33.224	11'22.141P	189,4	12:00'08.897
10	36.841	27.882	28.481	32.157	2'05.361	218,5	12:02'14.258
11	36.696	27.171	28.529	32.148	2'04.544	230,1	12:04'18.802
12	36.485	27.358	29.110	35.588	2'08.541	232,5	12:06'27.343
13	36.485	27.179	28.757	32.322	2'04.743	230,6	12:08'32.086
14	36.269	27.349	28.444	31.790	2'03.852	228,1	12:10'35.938
15	36.257	26.811	28.421	31.545	2'03.034	231,5	12:12'38.972
16	36.126	26.568	28.090	31.741	2'02.525	235,1	12:14'41.497
17	37.814	31.648	29.930	39.053	2'18.445P	189,1	12:16'59.942

20° 22 F. FULIGNI (2'02.976)							
Lap	Seg.1	Seg.2	Seg.3	Seg.4	Lap Time	km/h	Local Time
1		31.879	32.409	37.710		198,8	11:38'52.402
2	3'42.484	31.208	30.665	35.871	5'20.228P	202,5	11:44'12.630
3	1'42.421	29.976	31.390	36.489	3'20.276P	208,4	11:47'32.906
4	39.824	28.959	30.163	32.797	2'11.743	214,6	11:49'44.649
5	38.718	28.207	29.425	32.355	2'08.705	213,7	11:51'53.354
6	37.642	28.131	29.162	32.383	2'07.318	215,4	11:54'00.672
7	37.518	27.944	29.272	31.969	2'06.703	223,0	11:56'07.375
8	38.019	27.468	28.638	31.759	2'05.884	220,7	11:58'13.259
9	37.136	27.107	28.541	34.419	2'07.203P	231,5	12:00'20.462
10	6'34.656	29.120	29.595	32.215	8'05.586P	207,2	12:08'26.048

02/10/2020 P = Pits In/Out - C = Lap Time Cancelled

These data/results cannot be reproduced, stored and/or transmitted in whole or in part by any manner of electronic, mechanical, photocopying, recording, broadcasting or otherwise now known or herein after developed without the previous express consent by the copyright owner, except for reproduction in daily press and regular printed publications on sale to the public within 60 days of the event related to those data/results and always provided that copyright symbol appears together as follows below.

© DORNA WSBK ORGANIZATION Srl 2020



Magny-Cours 4.411 m

Pirelli French Round, 2 - 4 October 2020

Chronological Analysis Free Practice 1st Session

4 / 4

11	37.284	27.303	28.691	31.942	2'05.220	231,0	12:10'31.268
12	37.193	27.108	28.247	31.494	2'04.042	236,6	12:12'35.310
13	36.843	26.871	28.167	32.160	2'04.041	237,6	12:14'39.351
14	37.096	26.450	28.246	31.184	2'02.976	237,6	12:16'42.327

11	9'26.526	28.512	30.305	33.192	10'58.535P	224,3	12:05'08.875
12	37.903	27.597	29.579	32.448	2'07.527	232,0	12:07'16.402
13	37.215	27.297	29.215	32.046	2'05.773	237,6	12:09'22.175
14	36.977	27.207	28.827	32.123	2'05.134	236,6	12:11'27.309
15	36.943	27.520	28.759	32.478	2'05.700	230,1	12:13'33.009
16	36.850	27.153	28.831	32.039	2'04.873	229,1	12:15'37.882

21° 9 G. HENDRA PRATAMA (2'03.203)

Lap	Seg.1	Seg.2	Seg.3	Seg.4	Lap Time	km/h	Local Time
1		30.519	31.785	35.144	175,1	11:33'50.332	
2	39.404	28.496	30.084	32.591	2'10.575	202,9	11:36'00.907
3	38.485	27.377	29.223	32.576	2'07.661	212,1	11:38'08.568
4					3'44.340P		11:41'52.908
5	19'24.127	32.181	30.661	32.843	20'59.812P	218,5	12:02'52.720
6	38.026	27.151	28.899	31.612	2'05.688	218,9	12:04'58.408
7	36.737	27.115	28.472	31.473	2'03.797	211,6	12:07'02.205
8	36.564	27.297	28.549	31.168	2'03.578	213,7	12:09'05.783
9	36.416	26.816	28.289	31.682	2'03.203	232,0	12:11'08.986
10	36.452	27.902	29.511	32.020	2'05.885C	222,5	12:13'14.871
11	36.601	27.104	28.237	31.453	2'03.395	231,5	12:15'18.266

25° 42 S. FROSSARD (2'05.194)

Lap	Seg.1	Seg.2	Seg.3	Seg.4	Lap Time	km/h	Local Time
1							11:31'36.955
2	1'08.528	35.898	35.947	39.891	3'00.264P	148,2	11:34'37.219
3	44.082	33.377	33.541	38.085	2'29.085	169,0	11:37'06.304
4	42.300	32.333	32.412	37.103	2'24.148	181,8	11:39'30.452
5	40.541	31.544	32.558	41.563	2'26.206P	190,1	11:41'56.658
6	2'54.191	31.064	32.417	36.240	4'33.912P	191,8	11:46'30.570
7	40.909	30.958	31.636	35.500	2'19.003	193,8	11:48'49.573
8	39.283	29.681	30.469	34.723	2'14.156	202,9	11:51'03.729
9	38.574	29.474	30.573	34.373	2'12.994	213,3	11:53'16.723
10	38.262	29.279	30.895	34.582	2'13.018	209,2	11:55'29.741
11	38.160	29.135	29.771	33.402	2'10.468	215,4	11:57'40.209
12	37.956	28.941	29.611	33.090	2'09.598	204,1	11:59'49.807
13	37.292	28.264	29.583	33.371	2'08.510	212,9	12:01'58.317
14	37.517	28.067	29.398	32.716	2'07.698	209,2	12:04'06.015
15	37.324	28.842	29.212	34.158	2'09.536	205,2	12:06'15.551
16	37.479	27.996	28.818	32.793	2'07.086	210,8	12:08'22.637
17	36.662	27.588	28.739	32.205	2'05.194	216,3	12:10'27.831
18	36.651	27.631	28.818	32.200	2'05.300	212,5	12:12'33.131
19	36.743	27.777	29.126	33.131	2'06.777	213,7	12:14'39.908
20	37.326	28.369	29.049	32.958	2'07.702	209,6	12:16'47.610

22° 25 A. VERDOIA (2'03.650)

Lap	Seg.1	Seg.2	Seg.3	Seg.4	Lap Time	km/h	Local Time
1		31.323	32.605	34.118	189,8	11:33'28.191	
2	38.691	28.285	30.107	32.307	2'09.390	210,8	11:35'37.581
3	37.330	27.034	29.330	31.749	2'05.443	233,5	11:37'43.024
4	36.777	27.536	29.464	32.542	2'06.319	223,4	11:39'49.343
5	36.671	30.283	31.882	32.067	2'10.903C	238,2	11:42'00.246
6	36.806	26.735	28.662	31.447	2'03.650	241,9	11:44'03.896
7	36.796	26.756	28.845	32.116	2'04.513	240,8	11:46'08.409

23° 12 A. RUIZ CARRANZA (2'04.186)

Lap	Seg.1	Seg.2	Seg.3	Seg.4	Lap Time	km/h	Local Time
1		31.057	31.840	36.634	201,4	11:32'42.661	
2	39.525	29.696	31.962	34.679	2'15.862	221,1	11:34'58.523
3	38.479	29.350	29.992	34.180	2'12.001	230,6	11:37'10.524
4	38.353	28.789	29.734	34.237	2'11.113	205,2	11:39'21.637
5	38.411	29.898	30.107	34.383	2'12.799	237,6	11:41'34.436
6	37.852	28.682	29.552	33.809	2'09.895	219,4	11:43'44.331
7	38.099	28.951	29.751	33.570	2'10.371	220,7	11:45'54.702
8	37.665	28.529	29.920	33.849	2'09.963	239,2	11:48'04.665
9	38.086	28.377	29.247	38.607	2'14.317P	233,5	11:50'18.982
10	5'22.874	28.736	29.730	33.904	6'55.244P	226,7	11:57'14.226
11	37.778	28.209	29.327	33.228	2'08.542	234,0	11:59'22.768
12	37.186	27.926	29.059	33.414	2'07.585	236,6	12:01'30.353
13	37.251	27.626	29.212	33.074	2'07.163	240,3	12:03'37.516
14	36.778	27.860	28.673	32.880	2'06.191	224,8	12:05'43.707
15	36.759	27.599	28.779	33.016	2'06.153	236,6	12:07'49.860
16	36.488	27.291	28.223	32.683	2'04.685	239,2	12:09'54.545
17	39.586	28.153	28.412	32.718	2'08.869	231,5	12:12'03.414
18	36.555	27.119	28.189	32.401	2'04.264	238,2	12:14'07.678
19	36.279	27.324	28.140	32.443	2'04.186	233,5	12:16'11.864

26° 2 L. MONTELLA (2'13.029)

Lap	Seg.1	Seg.2	Seg.3	Seg.4	Lap Time	km/h	Local Time
1							11:32'01.594
2	1'08.591	37.485	37.268	40.714	3'04.058P	180,6	11:35'05.652
3	42.540	38.288	37.218	38.853	2'36.899C	218,9	11:37'42.551
4	41.031	31.293	32.599	36.972	2'21.895	190,8	11:40'04.446
5	39.587	29.947	32.785	37.019	2'19.338	208,4	11:42'23.784
6	40.215	30.751	32.120	36.821	2'19.907	216,7	11:44'43.691
7	40.117	29.950	31.923	36.732	2'18.722	209,6	11:47'02.413
8	40.455	29.896	32.386	36.868	2'19.605	213,7	11:49'22.018
9	40.074	29.788	31.691	36.127	2'17.680	221,6	11:51'39.698
10	39.339	28.987	31.931	35.871	2'16.128	218,5	11:53'55.826
11	39.285	29.777	31.545	37.679	2'18.286	219,4	11:56'14.112
12	39.778	29.127	30.759	35.816	2'15.480	229,1	11:58'29.592
13	40.151	28.737	30.594	38.448	2'17.930P	215,4	12:00'47.522
14	3'04.814	31.227	31.223	36.656	4'43.920P	196,7	12:05'31.442
15	39.625	34.762	30.804	35.107	2'20.298	228,6	12:07'51.740
16	38.756	29.446	31.843	36.544	2'16.589	230,1	12:10'08.329
17	39.246	29.066	30.513	35.989	2'14.814	220,7	12:12'23.143
18	38.715	29.226	30.333	34.755	2'13.029	211,2	12:14'36.172

24° 84 L. CRESSON (2'04.873)

Lap	Seg.1	Seg.2	Seg.3	Seg.4	Lap Time	km/h	Local Time
1		30.143	32.540	35.420	202,2	11:34'51.472	
2	39.821	29.876	30.816	34.497	2'15.010	212,1	11:37'06.482
3	38.475	28.597	30.350	33.122	2'10.544	223,4	11:39'17.026
4	37.519	28.278	30.027	32.699	2'08.523	215,9	11:41'25.549
5	37.363	27.813	30.030	32.566	2'07.772	231,5	11:43'33.321
6	37.486	27.904	29.726	32.379	2'07.495	222,0	11:45'40.816
7	37.145	27.099	29.341	32.272	2'05.857	235,1	11:47'46.673
8	36.984	27.375	28.971	32.145	2'05.475	238,2	11:49'52.148
9	37.314	27.300	29.042	32.013	2'05.669	237,1	11:51'57.817
10	37.290	30.035	30.088	35.110	2'12.523P	229,1	11:54'10.340

02/10/2020 P = Pits In/Out - C = Lap Time Cancelled

These data/results cannot be reproduced, stored and/or transmitted in whole or in part by any manner of electronic, mechanical, photocopying, recording, broadcasting or otherwise now known or herein after developed without the previous express consent by the copyright owner, except for reproduction in daily press and regular printed publications on sale to the public within 60 days of the event related to those data/results and always provided that copyright symbol appears together as follows below.

© DORNA WSBK ORGANIZATION Srl 2020