

Pirelli French Round, 2 - 4 October 2020

Results Free Practice 3rd Session

No.	Rider	Nat	Team	Bike	Class	Time	Gap	Rel.	Laps	Speed	
										Avg	Max
1	55 A. LOCATELLI	ITA	BARDAHL Evan Bros. WorldSSP Team	Yamaha YZF R6		1'55.293			10	137,733	244,1
2	44 L. MAHIAS	FRA	Kawasaki Puccetti Racing	Kawasaki ZX-6R		1'55.373	0.080	0.080	7	137,637	244,6
3	4 S. ODENDAAL	RSA	EAB Ten Kate Racing	Yamaha YZF R6		1'55.418	0.125	0.045	9	137,583	245,2
4	94 C. PEROLARI	FRA	GMT94 Yamaha	Yamaha YZF R6		1'55.790	0.497	0.372	8	137,141	241,3
5	38 H. SOOMER	EST	Kallio Racing	Yamaha YZF R6		1'56.117	0.824	0.327	8	136,755	248,5
6	11 K. SMITH	GBR	GMT94 Yamaha	Yamaha YZF R6		1'57.017	1.724	0.900	4	135,703	242,4
7	34 K. MANFREDI	ITA	Altogoo Racing Team	Yamaha YZF R6		1'57.463	2.170	0.446	8	135,188	245,2
8	98 K. HANIKA	CZE	WRP Wepol Racing	Yamaha YZF R6		1'58.489	3.196	1.026	6	134,018	244,6
9	81 M. GONZALEZ	ESP	Kawasaki ParkinGO Team	Kawasaki ZX-6R		1'58.677	3.384	0.188	7	133,805	245,7
10	78 H. OKUBO	JPN	Dynavolt Honda	Honda CBR600RR		1'58.699	3.406	0.022	8	133,780	238,7
11	22 F. FULIGNI	ITA	MV Agusta Reparto Corse	MV Agusta F3 675		1'58.809	3.516	0.110	9	133,657	243,0
12	47 A. BASSANI	ITA	Soradis Yamaha Motoxrcing	Yamaha YZF R6		1'59.638	4.345	0.829	9	132,730	234,0
13	61 C. ONCU	TUR	Turkish Racing Team	Kawasaki ZX-6R		1'59.814	4.521	0.176	9	132,535	244,1
14	3 R. DE ROSA	ITA	MV Agusta Reparto Corse	MV Agusta F3 675		1'59.906	4.613	0.092	8	132,434	242,4
15	32 I. VINALES	ESP	Kallio Racing	Yamaha YZF R6		1'59.906	4.613	0.000	7	132,434	239,7
16	99 D. WEBB	GBR	WRP Wepol Racing	Yamaha YZF R6		1'59.913	4.620	0.007	7	132,426	239,7
17	5 P. OETTL	GER	Kawasaki Puccetti Racing	Kawasaki ZX-6R		2'00.088	4.795	0.175	8	132,233	246,3
18	30 G. VAN STRAALEN	NED	MPM Routz Racing Team	Yamaha YZF R6		2'00.452	5.159	0.364	9	131,833	238,7
19	52 P. HOBELSBERGER	GER	Dynavolt Honda	Honda CBR600RR		2'00.828	5.535	0.376	3	131,423	236,6
20	25 A. VERDOIA	FRA	bLU cRU WorldSSP by MS Racing	Yamaha YZF R6		2'01.343	6.050	0.515	9	130,865	243,5
----- Out 107% in this Session -----											
21	12 A. RUIZ CARRANZA	ESP	EMPERADOR Racing Team	Yamaha YZF R6		2'03.951	8.658	2.608	2	128,112	244,1
22	84 L. CRESSON	BEL	OXXO Yamaha Team Toth	Yamaha YZF R6		2'04.579	9.286	0.628	6	127,466	236,6
23	9 G. HENDRA PRATAMA	INA	bLU cRU WorldSSP by MS Racing	Yamaha YZF R6		2'05.030	9.737	0.451	2	127,006	233,0
24	42 S. FROSSARD	SUI	Moto Team Jura Vitesse	Yamaha YZF R6		2'10.124	14.831	5.094	5	122,034	230,1
25	56 P. SEBESTYEN	HUN	OXXO Yamaha Team Toth	Yamaha YZF R6					2		223,0
26	2 L. MONTELLA	ITA	DK MOTORSPORT	Yamaha YZF R6					0		

Qualifying Lap Time (107% of 1'55.293): 2'03.365

* WorldSSP Challenge

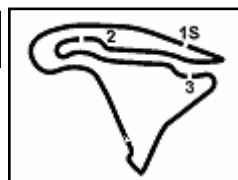
AIR	Humidity:	74%	Temp:	9°C
TRACK	Condition:	Wet	Temp:	6°C

Records	Pole (SP2)	2018 F.Caricasulo	1'40.416	158,140	Km/h
	Race (RC)	2018 S.Cortese	1'41.185	156,940	Km/h
	All Times (SP2)	2018 F.Caricasulo	1'40.416	158,140	Km/h

Start 03/10/2020 09:30 End 09:52 The results are provisional until the end of the time limit for protests and appeals and the completion of the technical checks.

These data/results cannot be reproduced, stored and/or transmitted in whole or in part by any manner of electronic, mechanical, photocopying, recording, broadcasting or otherwise now known or herein after developed without the previous express consent by the copyright owner, except for reproduction in daily press and regular printed publications on sale to the public within 60 days of the event related to those data/results and always provided that copyright symbol appears together as follows below.

© DORNA WSBK ORGANIZATION Srl 2020



Pirelli French Round, 2 - 4 October 2020

Results Free Practice 3rd Session

Session Highlights

Local Time	No. Rider	Description
09.26.44		WET PRACTICE - LIGHTS ON
09.30.00		Start
09.32.28		WorldSSP Pit Intervention Time: 1min 00secs
09.37.07	12 A. RUIZ CARRANZA	Technical Problem
09.38.06	56 P. SEBESTYEN	Crashed - Turn 3
09.38.46	9 G. HENDRA PRATAMA	Crashed - Turn 9
09.39.09	56 P. SEBESTYEN	Re-joined
09.40.06	56 P. SEBESTYEN	Current Lap Cancelled - Exceeded Track Limits - Turn 6
09.40.15	52 P. HOBELSBERGER	Crashed - Turn 7
09.42.52	11 K. SMITH	Crashed - Turn 13
09.45.13	3 R. DE ROSA	Current Lap Cancelled - Exceeded Track Limits - Turn 6
09.47.26	99 D. WEBB	Crashed - Turn 5
09.48.47	25 A. VERDOIA	Current Lap Cancelled - Exceeded Track Limits - Turn 11
09.49.15	9 G. HENDRA PRATAMA	Medical Centre
09.49.59	94 C. PEROLARI	Crashed - Turn 13
09.50.02		RED FLAG
09.52.24		End Of Session

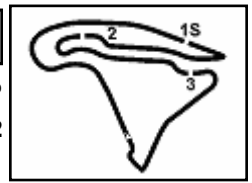
Fastest Laps Sequence

No.	Rider	Nat	Team	Bike	Local Time	Time	Gap	Avg
94	C. PEROLARI	FRA	GMT94 Yamaha	Yamaha YZF R6	09:34'16.760	2'02.755		129,360
61	C. ONCU	TUR	Turkish Racing Team	Kawasaki ZX-6R	09:34'21.923	2'00.824	-1.931	131,428
55	A. LOCATELLI	ITA	BARDAHL Evan Bros. WorldSSP Team	Yamaha YZF R6	09:34'22.115	2'00.616	-0.208	131,654
38	H. SOOMER	EST	Kallio Racing	Yamaha YZF R6	09:34'47.722	2'00.517	-0.099	131,762
22	F. FULIGNI	ITA	MV Agusta Reparto Corse	MV Agusta F3 675	09:35'29.843	2'00.013	-0.504	132,316
44	L. MAHIAS	FRA	Kawasaki Puccetti Racing	Kawasaki ZX-6R	09:35'46.542	1'59.515	-0.498	132,867
34	K. MANFREDI	ITA	Altogoo Racing Team	Yamaha YZF R6	09:36'14.647	1'57.534	-1.981	135,106
11	K. SMITH	GBR	GMT94 Yamaha	Yamaha YZF R6	09:37'10.259	1'57.017	-0.517	135,703
55	A. LOCATELLI	ITA	BARDAHL Evan Bros. WorldSSP Team	Yamaha YZF R6	09:38'16.843	1'56.631	-0.386	136,152
38	H. SOOMER	EST	Kallio Racing	Yamaha YZF R6	09:40'44.187	1'56.493	-0.138	136,314
38	H. SOOMER	EST	Kallio Racing	Yamaha YZF R6	09:42'40.304	1'56.117	-0.376	136,755
55	A. LOCATELLI	ITA	BARDAHL Evan Bros. WorldSSP Team	Yamaha YZF R6	09:47'59.640	1'55.575	-0.542	137,396
44	L. MAHIAS	FRA	Kawasaki Puccetti Racing	Kawasaki ZX-6R	09:48'00.776	1'55.373	-0.202	137,637
55	A. LOCATELLI	ITA	BARDAHL Evan Bros. WorldSSP Team	Yamaha YZF R6	09:49'54.933	1'55.293	-0.080	137,733

Start 09:30 End 09:52 The results are provisional until the end of the time limit for protests and appeals and the completion of the technical checks.

These data/results cannot be reproduced, stored and/or transmitted in whole or in part by any manner of electronic, mechanical, photocopying, recording, broadcasting or otherwise now known or herein after developed without the previous express consent by the copyright owner, except for reproduction in daily press and regular printed publications on sale to the public within 60 days of the event related to those data/results and always provided that copyright symbol appears together as follows below.

© DORNA WSBK ORGANIZATION Srl 2020



Pirelli French Round, 2 - 4 October 2020

Free Practices Combined Results

No.	Rider	Nat	Team	Bike	Class	FP1	FP2	FP3	Time	Gap	Rel.	Avg	LL
1	11 K. SMITH	GBR	GMT94 Yamaha	Yamaha YZF R6		1'57.547	1'54.250	1'57.017	1'54.250			138,990	33
2	44 L. MAHIAS	FRA	Kawasaki Puccetti Racing	Kawasaki ZX-6R		1'57.535	1'55.062	1'55.373	1'55.062	0.812	0.812	138,009	27
3	55 A. LOCATELLI	ITA	BARDAHL Evan Bros. WorldSSP Team	Yamaha YZF R6		1'58.616	1'55.165	1'55.293	1'55.165	0.915	0.103	137,886	40
4	4 S. ODENDAAL	RSA	EAB Ten Kate Racing	Yamaha YZF R6		1'57.892	1'55.278	1'55.418	1'55.278	1.028	0.113	137,750	36
5	34 K. MANFREDI	ITA	Altogoo Racing Team	Yamaha YZF R6	*	1'58.575	1'55.488	1'57.463	1'55.488	1.238	0.210	137,500	39
6	38 H. SOOMER	EST	Kallio Racing	Yamaha YZF R6		1'57.444	1'55.683	1'56.117	1'55.683	1.433	0.195	137,268	42
7	94 C. PEROLARI	FRA	GMT94 Yamaha	Yamaha YZF R6		2'00.692	1'58.260	1'55.790	1'55.790	1.540	0.107	137,141	43
8	56 P. SEBESTYEN	HUN	OXXO Yamaha Team Toth	Yamaha YZF R6		1'58.184	1'56.341		1'56.341	2.091	0.551	136,492	31
9	98 K. HANIKA	CZE	WRP Wepol Racing	Yamaha YZF R6		1'59.645	1'56.463	1'58.489	1'56.463	2.213	0.122	136,349	44
10	47 A. BASSANI	ITA	Soradis Yamaha Motocrossing	Yamaha YZF R6	*	2'00.163	1'56.577	1'59.638	1'56.577	2.327	0.114	136,216	41
11	3 R. DE ROSA	ITA	MV Agusta Reparto Corse	MV Agusta F3 675		1'58.796	1'56.781	1'59.906	1'56.781	2.531	0.204	135,978	36
12	5 P. OETTL	GER	Kawasaki Puccetti Racing	Kawasaki ZX-6R		1'59.839	1'57.067	2'00.088	1'57.067	2.817	0.286	135,645	41
13	32 I. VINALES	ESP	Kallio Racing	Yamaha YZF R6		1'58.082	1'57.138	1'59.906	1'57.138	2.888	0.071	135,563	36
14	81 M. GONZALEZ	ESP	Kawasaki ParkinGO Team	Kawasaki ZX-6R		2'00.598	1'57.306	1'58.677	1'57.306	3.056	0.168	135,369	40
15	30 G. VAN STRAALLEN	NED	MPM Routz Racing Team	Yamaha YZF R6		2'00.384	1'57.416	2'00.452	1'57.416	3.166	0.110	135,242	45
16	99 D. WEBB	GBR	WRP Wepol Racing	Yamaha YZF R6		2'02.162	1'57.673	1'59.913	1'57.673	3.423	0.257	134,947	41
17	78 H. OKUBO	JPN	Dynavolt Honda	Honda CBR600RR		2'00.669	1'57.742	1'58.699	1'57.742	3.492	0.069	134,868	33
18	9 G. HENDRA PRATAMA	INA	bLU cRU WorldSSP by MS Racing	Yamaha YZF R6		2'03.203	1'57.867	2'05.030	1'57.867	3.617	0.125	134,725	26
19	22 F. FULIGNI	ITA	MV Agusta Reparto Corse	MV Agusta F3 675		2'02.976	1'58.027	1'58.809	1'58.027	3.777	0.160	134,542	40
20	12 A. RUIZ CARRANZA	ESP	EMPERADOR Racing Team	Yamaha YZF R6	*	2'04.186	1'58.633	2'03.951	1'58.633	4.383	0.606	133,855	40
21	61 C. ONCU	TUR	Turkish Racing Team	Kawasaki ZX-6R		1'59.070	1'58.768	1'59.814	1'58.768	4.518	0.135	133,703	46
22	52 P. HOBELSBERGER	GER	Dynavolt Honda	Honda CBR600RR		2'02.525	1'59.709	2'00.828	1'59.709	5.459	0.941	132,652	33
23	84 L. CRESSON	BEL	OXXO Yamaha Team Toth	Yamaha YZF R6		2'04.873	2'00.598	2'04.579	2'00.598	6.348	0.889	131,674	38
24	25 A. VERDOIA	FRA	bLU cRU WorldSSP by MS Racing	Yamaha YZF R6		2'03.650	2'06.826	2'01.343	2'01.343	7.093	0.745	130,865	19
25	42 S. FROSSARD	SUI	Moto Team Jura Vitesse	Yamaha YZF R6		2'05.194	2'01.785	2'10.124	2'01.785	7.535	0.442	130,390	41
26	2 L. MONTELLA	ITA	DK MOTORSPORT	Yamaha YZF R6	*	2'13.029	2'09.119		2'09.119	14.869	7.334	122,984	35

* WorldSSP Challenge

03/10/2020

These data/results cannot be reproduced, stored and/or transmitted in whole or in part by any manner of electronic, mechanical, photocopying, recording, broadcasting or otherwise now known or herein after developed without the previous express consent by the copyright owner, except for reproduction in daily press and regular printed publications on sale to the public within 60 days of the event related to those data/results and always provided that copyright symbol appears together as follows below.

© DORNA WSBK ORGANIZATION Srl 2020

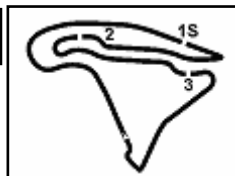
FICR PERUGIA TIMING



Official Tyre Supplier



Official Timekeeper



Pirelli French Round, 2 - 4 October 2020

Best Sectors & Speed Free Practice 3rd Session

BEST LAP		
1	55 A. LOCATELLI	Yamaha YZF R6 1'55.293
2	44 L. MAHIAS	Kawasaki ZX-6R 1'55.373
3	4 S. ODENDAAL	Yamaha YZF R6 1'55.418
4	94 C. PEROLARI	Yamaha YZF R6 1'55.790
5	38 H. SOOMER	Yamaha YZF R6 1'56.117
6	11 K. SMITH	Yamaha YZF R6 1'57.017
7	34 K. MANFREDI	Yamaha YZF R6 1'57.463
8	98 K. HANIKA	Yamaha YZF R6 1'58.489
9	81 M. GONZALEZ	Kawasaki ZX-6R 1'58.677
10	78 H. OKUBO	Honda CBR600RR 1'58.699
11	22 F. FULIGNI	MV Agusta F3 675 1'58.809
12	47 A. BASSANI	Yamaha YZF R6 1'59.638
13	61 C. ONCU	Kawasaki ZX-6R 1'59.814
14	3 R. DE ROSA	MV Agusta F3 675 1'59.906
15	32 I. VINALES	Yamaha YZF R6 1'59.906
16	99 D. WEBB	Yamaha YZF R6 1'59.913
17	5 P. OETTL	Kawasaki ZX-6R 2'00.088
18	30 G. VAN STRAALEN	Yamaha YZF R6 2'00.452
19	52 P. HOBELSBERGER	Honda CBR600RR 2'00.828
20	25 A. VERDOIA	Yamaha YZF R6 2'01.343
21	12 A. RUIZ CARRANZA	Yamaha YZF R6 2'03.951
22	84 L. CRESSON	Yamaha YZF R6 2'04.579
23	9 G. HENDRA PRATAMA	Yamaha YZF R6 2'05.030
24	42 S. FROSSARD	Yamaha YZF R6 2'10.124
25	2 L. MONTELLA	Yamaha YZF R6
26	56 P. SEBESTYEN	Yamaha YZF R6

SPEED		
1	38 H. SOOMER	Yamaha YZF R6 248,5
2	5 P. OETTL	Kawasaki ZX-6R 246,3
3	81 M. GONZALEZ	Kawasaki ZX-6R 245,7
4	34 K. MANFREDI	Yamaha YZF R6 245,2
5	4 S. ODENDAAL	Yamaha YZF R6 245,2
6	44 L. MAHIAS	Kawasaki ZX-6R 244,6
7	98 K. HANIKA	Yamaha YZF R6 244,6
8	61 C. ONCU	Kawasaki ZX-6R 244,1
9	12 A. RUIZ CARRANZA	Yamaha YZF R6 244,1
10	55 A. LOCATELLI	Yamaha YZF R6 244,1
11	25 A. VERDOIA	Yamaha YZF R6 243,5
12	22 F. FULIGNI	MV Agusta F3 675 243,0
13	3 R. DE ROSA	MV Agusta F3 675 242,4
14	11 K. SMITH	Yamaha YZF R6 242,4
15	94 C. PEROLARI	Yamaha YZF R6 241,3
16	99 D. WEBB	Yamaha YZF R6 239,7
17	32 I. VINALES	Yamaha YZF R6 239,7
18	30 G. VAN STRAALEN	Yamaha YZF R6 238,7
19	78 H. OKUBO	Honda CBR600RR 238,7
20	84 L. CRESSON	Yamaha YZF R6 236,6
21	52 P. HOBELSBERGER	Honda CBR600RR 236,6
22	47 A. BASSANI	Yamaha YZF R6 234,0
23	9 G. HENDRA PRATAMA	Yamaha YZF R6 233,0
24	42 S. FROSSARD	Yamaha YZF R6 230,1
25	56 P. SEBESTYEN	Yamaha YZF R6 223,0

SEG. 1			SEG. 2			SEG. 3			SEG. 4		
1	55 A. LOCATELLI	34.564	1	34 K. MANFREDI	25.005	1	44 L. MAHIAS	26.272	1	55 A. LOCATELLI	28.739
2	44 L. MAHIAS	34.635	2	38 H. SOOMER	25.086	2	4 S. ODENDAAL	26.327	2	4 S. ODENDAAL	28.960
3	11 K. SMITH	34.688	3	4 S. ODENDAAL	25.158	3	55 A. LOCATELLI	26.365	3	44 L. MAHIAS	29.006
4	94 C. PEROLARI	34.797	4	94 C. PEROLARI	25.304	4	94 C. PEROLARI	26.388	4	94 C. PEROLARI	29.037
5	4 S. ODENDAAL	34.920	5	55 A. LOCATELLI	25.332	5	11 K. SMITH	26.392	5	11 K. SMITH	29.143
6	38 H. SOOMER	35.003	6	44 L. MAHIAS	25.460	6	34 K. MANFREDI	26.422	6	38 H. SOOMER	29.154
7	34 K. MANFREDI	35.265	7	11 K. SMITH	25.495	7	38 H. SOOMER	26.536	7	5 P. OETTL	29.542
8	5 P. OETTL	35.359	8	81 M. GONZALEZ	25.621	8	98 K. HANIKA	26.861	8	34 K. MANFREDI	29.603
9	98 K. HANIKA	35.360	9	78 H. OKUBO	25.716	9	5 P. OETTL	27.104	9	81 M. GONZALEZ	29.732
10	52 P. HOBELSBERGER	35.447	10	32 I. VINALES	25.732	10	78 H. OKUBO	27.136	10	78 H. OKUBO	29.767
11	32 I. VINALES	35.508	11	22 F. FULIGNI	25.734	11	22 F. FULIGNI	27.309	11	22 F. FULIGNI	30.075
12	3 R. DE ROSA	35.516	12	98 K. HANIKA	25.737	12	3 R. DE ROSA	27.337	12	30 G. VAN STRAALEN	30.083
13	99 D. WEBB	35.558	13	61 C. ONCU	25.754	13	30 G. VAN STRAALEN	27.450	13	32 I. VINALES	30.087
14	47 A. BASSANI	35.621	14	5 P. OETTL	25.930	14	99 D. WEBB	27.457	14	98 K. HANIKA	30.146
15	22 F. FULIGNI	35.691	15	3 R. DE ROSA	25.963	15	61 C. ONCU	27.484	15	3 R. DE ROSA	30.232
16	78 H. OKUBO	35.744	16	47 A. BASSANI	26.098	16	81 M. GONZALEZ	27.495	16	99 D. WEBB	30.241
17	61 C. ONCU	35.775	17	30 G. VAN STRAALEN	26.231	17	47 A. BASSANI	27.550	17	47 A. BASSANI	30.292
18	81 M. GONZALEZ	35.829	18	99 D. WEBB	26.237	18	52 P. HOBELSBERGER	27.605	18	25 A. VERDOIA	30.329
19	30 G. VAN STRAALEN	35.948	19	25 A. VERDOIA	26.242	19	32 I. VINALES	27.643	19	61 C. ONCU	30.518
20	9 G. HENDRA PRATAMA	36.300	20	9 G. HENDRA PRATAMA	26.550	20	12 A. RUIZ CARRANZA	27.805	20	52 P. HOBELSBERGER	30.667
21	12 A. RUIZ CARRANZA	36.335	21	12 A. RUIZ CARRANZA	26.576	21	25 A. VERDOIA	28.098	21	56 P. SEBESTYEN	30.998
22	25 A. VERDOIA	36.393	22	52 P. HOBELSBERGER	26.698	22	56 P. SEBESTYEN	28.648	22	9 G. HENDRA PRATAMA	31.513
23	42 S. FROSSARD	36.467	23	84 L. CRESSON	26.824	23	9 G. HENDRA PRATAMA	28.767	23	84 L. CRESSON	31.781
24	84 L. CRESSON	36.497	24	42 S. FROSSARD	27.017	24	84 L. CRESSON	28.883	24	12 A. RUIZ CARRANZA	32.123
25	56 P. SEBESTYEN	2'04.965	25	56 P. SEBESTYEN	28.407	25	42 S. FROSSARD	29.675	25	42 S. FROSSARD	32.189

03/10/2020

These data/results cannot be reproduced, stored and/or transmitted in whole or in part by any manner of electronic, mechanical, photocopying, recording, broadcasting or otherwise now known or herein after developed without the previous express consent by the copyright owner, except for reproduction in daily press and regular printed publications on sale to the public within 60 days of the event related to those data/results and always provided that copyright symbol appears together as follows below.

© DORNA WSBK ORGANIZATION Srl 2020

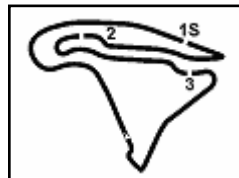
FICR PERUGIA TIMING



Official Tyre Supplier



Official Timekeeper



Magny-Cours 4.411 m

Pirelli French Round, 2 - 4 October 2020

Ideal Times Free Practice 3rd Session

No.	Rider	Nat	Bike	Seg. 1	Seg. 2	Seg. 3	Seg. 4	Ideal Time		
				Diff. 1	Diff. 2	Diff. 3	Diff. 4	Best Lap	Pos.	Diff.
1	55 A. LOCATELLI	ITA	Yamaha YZF R6	34.564 +0.293	25.332	26.365	28.739	1'55.000 1'55.293	1	0.293
2	4 S. ODENDAAL	RSA	Yamaha YZF R6	34.920 +0.053	25.158	26.327	28.960	1'55.365 1'55.418	3	0.053
3	44 L. MAHIAS	FRA	Kawasaki ZX-6R	34.635	25.460	26.272	29.006	1'55.373 1'55.373	2	
4	94 C. PEROLARI	FRA	Yamaha YZF R6	34.797 +0.061	25.304	26.388 +0.203	29.037	1'55.526 1'55.790	4	0.264
5	11 K. SMITH	GBR	Yamaha YZF R6	34.688 +0.603	25.495 +0.223	26.392 +0.399	29.143 +0.074	1'55.718 1'57.017	6	1.299
6	38 H. SOOMER	EST	Yamaha YZF R6	35.003 +0.118	25.086	26.536	29.154 +0.220	1'55.779 1'56.117	5	0.338
7	34 K. MANFREDI	ITA	Yamaha YZF R6	35.265 +0.068	25.005 +0.354	26.422 +0.746	29.603	1'56.295 1'57.463	7	1.168
8	5 P. OETTL	GER	Kawasaki ZX-6R	35.359 +0.638	25.930 +0.321	27.104 +0.381	29.542 +0.813	1'57.935 2'00.088	17	2.153
9	98 K. HANIKA	CZE	Yamaha YZF R6	35.360	25.737 +0.385	26.861	30.146	1'58.104 1'58.489	8	0.385
10	78 H. OKUBO	JPN	Honda CBR600RR	35.744	25.716	27.136	29.767 +0.336	1'58.363 1'58.699	10	0.336
11	81 M. GONZALEZ	ESP	Kawasaki ZX-6R	35.829	25.621	27.495	29.732	1'58.677 1'58.677	9	
12	22 F. FULIGNI	ITA	MV Agusta F3 675	35.691	25.734	27.309	30.075	1'58.809 1'58.809	11	
13	32 I. VINALES	ESP	Yamaha YZF R6	35.508 +0.472	25.732 +0.464	27.643	30.087	1'58.970 1'59.906	14	0.936
14	3 R. DE ROSA	ITA	MV Agusta F3 675	35.516 +0.413	25.963 +0.275	27.337 +0.153	30.232 +0.017	1'59.048 1'59.906	15	0.858
15	99 D. WEBB	GBR	Yamaha YZF R6	35.558 +0.080	26.237 +0.250	27.457 +0.042	30.241 +0.048	1'59.493 1'59.913	16	0.420
16	61 C. ONCU	TUR	Kawasaki ZX-6R	35.775 +0.102	25.754	27.484 +0.086	30.518 +0.095	1'59.531 1'59.814	13	0.283
17	47 A. BASSANI	ITA	Yamaha YZF R6	35.621	26.098 +0.077	27.550	30.292	1'59.561 1'59.638	12	0.077
18	30 G. VAN STRAALEN	NED	Yamaha YZF R6	35.948	26.231	27.450 +0.183	30.083 +0.557	1'59.712 2'00.452	18	0.740
19	52 P. HOBELSBERGER	GER	Honda CBR600RR	35.447 +0.411	26.698	27.605	30.667	2'00.417 2'00.828	19	0.411
20	25 A. VERDOIA	FRA	Yamaha YZF R6	36.393 +0.281	26.242	28.098	30.329	2'01.062 2'01.343	20	0.281
21	12 A. RUIZ CARRANZA	ESP	Yamaha YZF R6	36.335 +0.619	26.576 +0.258	27.805 +0.235	32.123	2'02.839 2'03.951	21	1.112
22	9 G. HENDRA PRATAMA	INA	Yamaha YZF R6	36.300 +0.319	26.550 +0.319	28.767	31.513 +1.581	2'03.130 2'05.030	23	1.900
23	84 L. CRESSON	BEL	Yamaha YZF R6	36.497	26.824	28.883 +0.352	31.781 +0.242	2'03.985 2'04.579	22	0.594
24	42 S. FROSSARD	SUI	Yamaha YZF R6	36.467 +1.342	27.017 +1.901	29.675 +0.796	32.189 +0.737	2'05.348 2'10.124	24	4.776
	2 L. MONTELLA	ITA	Yamaha YZF R6	One or more sectors missing						
	56 P. SEBESTYEN	HUN	Yamaha YZF R6	One or more sectors missing						
Overall Ideal Time				34.564	25.005	26.272	28.739	1'54.580		

03/10/2020

These data/results cannot be reproduced, stored and/or transmitted in whole or in part by any manner of electronic, mechanical, photocopying, recording, broadcasting or otherwise now known or herein after developed without the previous express consent by the copyright owner, except for reproduction in daily press and regular printed publications on sale to the public within 60 days of the event related to those data/results and always provided that copyright symbol appears together as follows below.

© DORNA WSBK ORGANIZATION Srl 2020

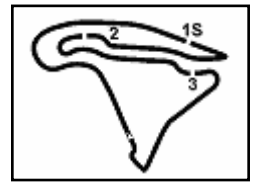
PIRELLI PERUGIA TIMING



Official Tyre Supplier



Official Timekeeper



Pirelli French Round, 2 - 4 October 2020

Chronological Analysis Free Practice 3rd Session

Magny-Cours 4.411 m

1 / 3

1° 55 A. LOCATELLI (1'55.293)							
Lap	Seg.1	Seg.2	Seg.3	Seg.4	Lap Time	km/h	Local Time
1		28.599	28.692	32.158		215,9	9:32'21.499
2	36.639	25.914	27.342	30.721	2'00.616	235,6	9:34'22.115
3	35.807	25.929	26.967	29.394	1'58.097	242,4	9:36'20.212
4	35.136	25.465	26.639	29.391	1'56.631	241,3	9:38'16.843
5	35.084	25.461	26.778	29.507	1'56.830	240,8	9:40'13.673
6	34.857	25.444	26.794	29.666	1'56.761	237,1	9:42'10.434
7	34.564	25.479	26.812	29.946	1'56.801	244,1	9:44'07.235
8	34.920	25.354	27.115	29.441	1'56.830	243,0	9:46'04.065
9	34.870	25.373	26.387	28.945	1'55.575	240,3	9:47'59.640
10	34.857	25.332	26.365	28.739	1'55.293	238,2	9:49'54.933
11	38.376	31.340	29.063	35.631	2'14.410CP	182,7	9:52'09.343

2° 44 L. MAHIAS (1'55.373)							
Lap	Seg.1	Seg.2	Seg.3	Seg.4	Lap Time	km/h	Local Time
1		27.793	28.569	30.525		231,0	9:33'47.027
2	36.294	26.242	27.141	29.838	1'59.515	240,3	9:35'46.542
3	35.563	26.053	26.850	29.451	1'57.917	241,3	9:37'44.459
4	35.961	27.627	29.398	32.859	2'05.845P	234,0	9:39'50.304
5	4'52.861	25.954	26.668	29.616	6'15.099P	232,5	9:46'05.403
6	34.635	25.460	26.272	29.006	1'55.373	244,6	9:48'00.776
7	36.903	25.788	26.519	29.760	1'58.970	232,5	9:49'59.746
8	35.610	28.334	28.865	35.289	2'08.098CP	220,7	9:52'07.844

3° 4 S. ODENDAAL (1'55.418)							
Lap	Seg.1	Seg.2	Seg.3	Seg.4	Lap Time	km/h	Local Time
1		28.841	29.279	32.457		196,7	9:32'48.667
2	36.769	26.868	27.591	30.117	2'01.345	231,5	9:34'50.012
3	35.918	26.115	27.314	30.077	1'59.424	236,6	9:36'49.436
4	35.593	25.912	26.879	29.661	1'58.045	241,3	9:38'47.481
5	35.437	25.866	26.866	29.384	1'57.563	243,0	9:40'45.044
6	35.057	25.506	26.935	29.266	1'56.764	238,7	9:42'41.808
7	34.923	25.458	26.936	29.518	1'56.835	241,9	9:44'38.643
8	35.192	25.386	26.458	29.638	1'56.674	243,5	9:46'35.317
9	34.973	25.158	26.327	28.960	1'55.418	245,2	9:48'30.735
10	34.920	25.328	26.443	39.950	2'06.641CP	243,0	9:50'37.376

4° 94 C. PEROLARI (1'55.790)							
Lap	Seg.1	Seg.2	Seg.3	Seg.4	Lap Time	km/h	Local Time
1		28.273	28.899	30.970		221,6	9:32'14.005
2	36.683	27.498	28.197	30.377	2'02.755	228,6	9:34'16.760
3	35.697	26.046	27.070	29.727	1'58.540	241,3	9:36'15.300
4	35.226	25.699	26.833	29.803	1'57.561	236,1	9:38'12.861
5	35.857	26.344	27.660	30.179	2'00.040	232,0	9:40'12.901
6	35.156	25.650	26.970	29.447	1'57.223	239,7	9:42'10.124
7	34.814	25.529	26.949	30.112	1'57.404	240,8	9:44'07.528
8	34.970	25.546	26.788	29.765	1'57.069	239,7	9:46'04.597
9	34.858	25.304	26.591	29.037	1'55.790	240,8	9:48'00.387

5° 38 H. SOOMER (1'56.117)							
Lap	Seg.1	Seg.2	Seg.3	Seg.4	Lap Time	km/h	Local Time
1		28.196	29.428	32.069		204,5	9:32'47.205
2	36.835	26.029	27.762	29.891	2'00.517	244,6	9:34'47.722
3	37.761	26.994	27.514	29.762	2'02.031	246,3	9:36'49.753
4	35.509	25.894	27.164	29.374	1'57.941	238,2	9:38'47.694
5	35.273	25.248	26.818	29.154	1'56.493	248,0	9:40'44.187
6	35.121	25.086	26.536	29.374	1'56.117	248,5	9:42'40.304
7	35.003	25.623	28.174	32.823	2'01.623P	243,5	9:44'41.927
8	2'00.642	25.960	26.902	29.513	3'23.017P	240,8	9:48'04.944
9	35.031	25.228	26.537	29.541	1'56.337	245,7	9:50'01.281

6° 11 K. SMITH (1'57.017)							
Lap	Seg.1	Seg.2	Seg.3	Seg.4	Lap Time	km/h	Local Time
1		27.759	28.341	32.825		212,9	9:32'14.290
2	1'35.018	26.562	27.265	30.107	2'58.952P	222,5	9:35'13.242
3	35.291	25.718	26.791	29.217	1'57.017	239,7	9:37'10.259
4	34.688	25.556	27.913	30.353	1'58.510	242,4	9:39'08.769
5	34.819	25.994	27.214	29.143	1'57.170	239,2	9:41'05.939

7° 34 K. MANFREDI (1'57.463)							
Lap	Seg.1	Seg.2	Seg.3	Seg.4	Lap Time	km/h	Local Time
1							9:31'58.107
2	51.386	28.444	28.676	30.500	2'19.006P	205,6	9:34'17.113
3	35.371	25.410	27.121	29.632	1'57.534	245,2	9:36'14.647
4	35.265	25.535	27.094	30.203	1'58.097	239,2	9:38'12.744
5	35.434	25.568	27.602	29.725	1'58.329	235,1	9:40'11.073
6	35.333	25.359	27.168	29.603	1'57.463	243,0	9:42'08.536
7	35.286	25.005	26.753	30.486	1'57.530P	242,4	9:44'06.066
8	2'28.464	27.496	28.184	31.293	3'55.437P	210,8	9:48'01.503
9	35.737	25.063	26.422	31.803	1'59.025	238,2	9:50'00.528

8° 98 K. HANIKA (1'58.489)							
Lap	Seg.1	Seg.2	Seg.3	Seg.4	Lap Time	km/h	Local Time
1		29.399	30.206	32.653		188,5	9:32'53.522
2	37.961	26.824	28.126	30.619	2'03.530	235,6	9:34'57.052
3	36.004	26.198	27.189	30.168	1'59.559	233,0	9:36'56.611
4	35.886	25.798	27.174	32.327	2'01.185P	242,4	9:38'57.796
5	6'20.458	27.559	28.039	30.289	7'46.345P	212,1	9:46'44.141
6	35.360	26.122	26.861	30.146	1'58.489	244,6	9:48'42.630
7	35.445	25.737	28.626	40.600	2'10.408CP	241,3	9:50'53.038

9° 81 M. GONZALEZ (1'58.677)							
Lap	Seg.1	Seg.2	Seg.3	Seg.4	Lap Time	km/h	Local Time
1		27.755	29.670	32.873		224,8	9:32'22.158
2	37.574	26.755	28.181	30.757	2'03.267	241,3	9:34'25.425
3	36.345	25.968	27.532	30.071	1'59.916	245,7	9:36'25.341
4	36.004	25.904	27.516	30.470	1'59.894	244,1	9:38'25.235
5	36.363	26.547	29.998	32.135	2'05.043P	244,6	9:40'30.278
6	5'00.487	26.306	28.052	30.672	6'25.517P	237,6	9:46'55.795
7	35.829	25.621	27.495	29.732	1'58.677	244,6	9:48'54.472
8	35.906	25.805	28.600	34.702	2'05.013CP	244,6	9:50'59.485

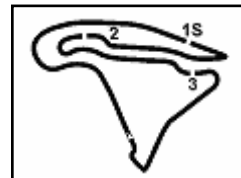
10° 78 H. OKUBO (1'58.699)							
Lap	Seg.1	Seg.2	Seg.3	Seg.4	Lap Time	km/h	Local Time
1		32.873	31.532	32.603		200,3	9:32'47.573
2	37.697	27.319	28.165	30.354	2'03.535	220,7	9:34'51.108
3	36.170	26.039	27.357	29.767	1'59.333	231,5	9:36'50.441
4	35.744	25.716	27.136	30.103	1'58.699	238,2	9:38'49.140
5	35.983	25.846	27.252	29.997	1'59.078	238,7	9:40'48.218
6	36.692	27.031	28.261	33.329	2'05.313P	230,6	9:42'53.531
7	3'02.093	26.596	27.880	30.298	4'26.867P	231,0	9:47'20.398
8	36.412	25.819	27.222	30.454	1'59.907	235,1	9:49'20.305
9	36.326	32.800	38.831	45.199	2'33.156CP	237,6	9:51'53.461

11° 22 F. FULIGNI (1'58.809)							
Lap	Seg.1	Seg.2	Seg.3	Seg.4	Lap Time	km/h	Local Time
1		27.791	28.504	30.766		215,0	9:33'29.830
2	36.083	26.117	27.722	30.091	2'00.013	237,1	9:35'29.843
3	35.691	25.734	27.309	30.075	1'58.809	241,9	9:37'28.652
4	35.808	25.750	27.750	30.577	1'59.885	241,3	9:39'28.537
5	36.012	27.615	27.704	30.410	2'01.741	242,4	9:41'30.278
6	35.758	26.033	28.153	30.650	2'00.594	243,0	9:43'30.872
7	35.786	25.866	27.358	30.470	1'59.480	242,4	9:45'30.352

03/10/2020 P = Pits In/Out - C = Lap Time Cancelled

These data/results cannot be reproduced, stored and/or transmitted in whole or in part by any manner of electronic, mechanical, photocopying, recording, broadcasting or otherwise now known or herein after developed without the previous express consent by the copyright owner, except for reproduction in daily press and regular printed publications on sale to the public within 60 days of the event related to those data/results and always provided that copyright symbol appears together as follows below.

© DORNA WSBK ORGANIZATION Srl 2020



Pirelli French Round, 2 - 4 October 2020

Chronological Analysis Free Practice 3rd Session

8	36.325	28.280	27.726	30.522	2'02.853	226,7	9:47'33.205
9	35.985	26.843	27.702	31.001	2'01.531	229,1	9:49'34.736
10	35.724	28.931	30.759	36.535	2'11.949CP	231,0	9:51'46.685

8	36.001	26.237	27.457	30.736	2'00.431	238,2	9:46'36.148
---	--------	---------------	---------------	--------	----------	-------	-------------

12° 47 A. BASSANI (1'59.638)							
Lap	Seg.1	Seg.2	Seg.3	Seg.4	Lap Time	km/h	Local Time
1							9:32'12.688
2	53.033	28.585	29.339	31.587	2'22.544P	194,2	9:34'35.232
3	36.760	26.570	28.059	31.061	2'02.450	230,6	9:36'37.682
4	36.295	26.270	28.027	30.693	2'01.285	233,0	9:38'38.967
5	36.072	26.294	28.270	30.888	2'01.524	234,0	9:40'40.491
6	35.952	26.171	27.995	30.592	2'00.710	233,5	9:42'41.201
7	35.928	26.098	27.707	30.364	2'00.097	228,6	9:44'41.298
8	35.621	26.175	27.550	30.292	1'59.638	227,6	9:46'40.936
9	35.621	26.713	27.896	30.635	2'00.865	228,1	9:48'41.801
10	35.654	26.138	28.816	39.941	2'10.549CP	233,5	9:50'52.350

17° 5 P. OETTL (2'00.088)							
Lap	Seg.1	Seg.2	Seg.3	Seg.4	Lap Time	km/h	Local Time
1							27.883
2	1'45.208	28.145	28.277	30.210	3'11.840P	232,5	9:35'21.997
3	36.502	26.183	27.811	29.887	2'00.383	245,7	9:37'22.380
4	35.717	26.826	30.285	33.003	2'05.831P	246,3	9:39'28.211
5	1'11.587	27.240	27.923	30.115	2'36.865P	242,4	9:42'05.076
6	35.997	26.251	27.485	30.355	2'00.088	237,6	9:44'05.164
7	35.854	26.116	27.402	30.762	2'00.134	243,5	9:46'05.298
8	38.431	26.476	27.443	29.542	2'01.892	243,5	9:48'07.190
9	35.359	25.930	27.104	30.033	1'58.426C	242,4	9:50'05.616

13° 61 C. ONCU (1'59.814)							
Lap	Seg.1	Seg.2	Seg.3	Seg.4	Lap Time	km/h	Local Time
1		27.798	29.090	32.119		220,2	9:32'21.099
2	36.374	26.099	27.720	30.631	2'00.824	243,5	9:34'21.923
3	35.877	25.754	27.570	30.613	1'59.814	244,1	9:36'21.737
4	35.908	25.906	27.501	30.702	2'00.017	240,8	9:38'21.754
5	37.469	29.420	30.570	32.567	2'10.026	234,0	9:40'31.780
6	36.135	26.211	27.637	30.518	2'00.501	240,8	9:42'32.281
7	36.427	26.248	27.742	31.249	2'01.666	243,0	9:44'33.947
8	36.138	26.350	27.601	33.180	2'03.269	243,5	9:46'37.216
9	35.866	26.064	27.484	30.668	2'00.082	243,0	9:48'37.298
10	35.775	26.091	27.446	35.999	2'05.311CP	244,1	9:50'42.609

18° 30 G. VAN STRAALLEN (2'00.452)							
Lap	Seg.1	Seg.2	Seg.3	Seg.4	Lap Time	km/h	Local Time
1							29.878
2	36.927	26.783	28.263	30.083	2'02.056	238,2	9:34'27.435
3	36.089	26.396	27.689	30.610	2'00.784	238,2	9:36'28.219
4	36.183	26.377	27.592	30.337	2'00.489	236,6	9:38'28.708
5	36.157	26.452	29.120	35.842	2'07.571P	238,7	9:40'36.279
6	1'26.243	28.448	29.469	30.848	2'55.008P	211,6	9:43'31.287
7	36.240	26.367	27.472	30.420	2'00.499	234,5	9:45'31.786
8	35.948	26.231	27.633	30.640	2'00.452	237,6	9:47'32.238
9	36.076	27.502	27.450	30.098	2'01.126	208,4	9:49'33.364
10	35.774	29.933	32.104	38.718	2'16.529CP	224,3	9:51'49.893

14° 3 R. DE ROSA (1'59.906)							
Lap	Seg.1	Seg.2	Seg.3	Seg.4	Lap Time	km/h	Local Time
1		30.075	30.688	33.690		201,8	9:34'00.309
2	38.301	27.520	29.172	31.763	2'06.756	229,1	9:36'07.065
3	36.950	27.023	28.318	31.138	2'03.429	233,0	9:38'10.494
4	36.492	26.532	28.784	31.938	2'03.746	239,2	9:40'14.240
5	36.553	26.472	27.607	30.232	2'00.864	235,1	9:42'15.104
6	35.929	26.238	27.490	30.249	1'59.906	242,4	9:44'15.010
7	35.516	27.752	29.775	30.508	2'03.551C	238,7	9:46'18.561
8	36.065	26.487	27.927	30.785	2'01.264	235,6	9:48'19.825
9	35.837	25.963	27.337	37.741	2'06.878CP	242,4	9:50'26.703

19° 52 P. HOBELSBERGER (2'00.828)							
Lap	Seg.1	Seg.2	Seg.3	Seg.4	Lap Time	km/h	Local Time
1							29.992
2	37.310	28.159	28.667	31.485	2'05.621	214,2	9:34'56.121
3	37.167	27.092	28.827	31.335	2'04.421	217,2	9:37'00.542
4	35.858	26.698	27.605	30.667	2'00.828	213,3	9:39'01.370

15° 32 I. VINALES (1'59.906)							
Lap	Seg.1	Seg.2	Seg.3	Seg.4	Lap Time	km/h	Local Time
1		28.816	29.779	32.195		206,4	9:33'11.117
2	37.590	36.184	29.030	31.084	2'13.888	235,6	9:35'25.005
3	36.546	26.473	27.998	33.998	2'05.015P	234,5	9:37'30.020
4	3'40.142	27.818	28.744	30.866	5'07.570P	215,4	9:42'37.590
5	36.940	26.246	28.198	31.492	2'02.876	239,7	9:44'40.466
6	35.980	26.196	27.643	30.087	1'59.906	239,7	9:46'40.372
7	35.986	27.855	27.790	32.067	2'03.698	229,6	9:48'44.070
8	35.508	25.732	27.935	43.340	2'12.515CP	235,6	9:50'56.585

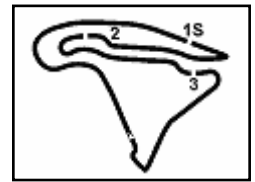
20° 25 A. VERDOIA (2'01.343)							
Lap	Seg.1	Seg.2	Seg.3	Seg.4	Lap Time	km/h	Local Time
1							32.365
2	38.101	27.762	29.163	31.316	2'06.342	233,0	9:32'49.382
3	37.014	27.199	29.187	31.863	2'05.263	243,5	9:37'00.987
4	36.792	27.337	28.936	31.176	2'04.241	237,1	9:39'05.228
5	36.988	27.223	29.133	31.058	2'04.402	241,3	9:41'09.630
6	37.069	26.652	29.076	31.170	2'03.967	242,4	9:43'13.597
7	37.020	26.474	28.468	30.819	2'02.781	241,9	9:45'16.378
8	36.674	26.242	28.098	30.329	2'01.343	243,5	9:47'17.721
9	36.393	26.357	30.830	32.285	2'05.865C	243,5	9:49'23.586
10	36.632	29.558	38.846	46.082	2'31.118CP	243,0	9:51'54.704

16° 99 D. WEBB (1'59.913)							
Lap	Seg.1	Seg.2	Seg.3	Seg.4	Lap Time	km/h	Local Time
1		28.679	29.635	32.142		216,3	9:32'27.582
2	36.592	26.786	27.903	30.707	2'01.988	233,5	9:34'29.570
3	36.109	26.523	27.515	30.504	2'00.651	234,5	9:36'30.221
4	35.751	26.699	27.462	30.241	2'00.153	226,7	9:38'30.374
5	35.558	26.472	27.845	30.495	2'00.370	239,7	9:40'30.744
6	35.638	26.487	27.499	30.289	1'59.913	237,6	9:42'30.657
7	38.884	27.275	27.992	30.909	2'05.060	238,7	9:44'35.717

21° 12 A. RUIZ CARRANZA (2'03.951)							
Lap	Seg.1	Seg.2	Seg.3	Seg.4	Lap Time	km/h	Local Time
1							28.047
2	36.954	26.834	28.040	32.123	2'03.951	233,5	9:34'25.286
3	36.335	26.576	27.805	1'13.780	2'44.496P	244,1	9:37'09.782

16° 99 D. WEBB (1'59.913)							
Lap	Seg.1	Seg.2	Seg.3	Seg.4	Lap Time	km/h	Local Time
1		28.679	29.635	32.142		216,3	9:32'27.582
2	36.592	26.786	27.903	30.707	2'01.988	233,5	9:34'29.570
3	36.109	26.523	27.515	30.504	2'00.651	234,5	9:36'30.221
4	35.751	26.699	27.462	30.241	2'00.153	226,7	9:38'30.374
5	35.558	26.472	27.845	30.495	2'00.370	239,7	9:40'30.744
6	35.638	26.487	27.499	30.289	1'59.913	237,6	9:42'30.657
7	38.884	27.275	27.992	30.909	2'05.060	238,7	9:44'35.717

22° 84 L. CRESSON (2'04.579)							
Lap	Seg.1	Seg.2	Seg.3	Seg.4	Lap Time	km/h	Local Time
1							29.014
2	38.096	27.505	29.151	31.809	2'06.561	227,2	9:34'59.938
3	36.983	26.945	28.883	31.781	2'04.592	233,0	9:37'04.530
4	36.497	26.824	29.235	32.023	2'04.579	236,6	9:39'09.109
5	36.617	27.235	29.070	32.518	2'05.440	225,8	9:41'14.549
6	36.860	27.524	29.024	31.864	2'05.272		



Pirelli French Round, 2 - 4 October 2020

Chronological Analysis Free Practice 3rd Session

23° 9 G. HENDRA PRATAMA (2'05.030)							
Lap	Seg.1	Seg.2	Seg.3	Seg.4	Lap Time	km/h	Local Time
1		32.000	31.036	32.817		195,6	9:32'47.091
2	38.405	31.970	32.470	31.513	2'14.358	214,2	9:35'01.449
3	36.300	26.869	28.767	33.094	2'05.030	233,0	9:37'06.479

24° 42 S. FROSSARD (2'10.124)							
Lap	Seg.1	Seg.2	Seg.3	Seg.4	Lap Time	km/h	Local Time
1							9:30'45.468
2	56.258	30.703	32.267	39.335	2'38.563P	183,7	9:33'24.031
3	4'12.285	29.844	30.809	34.521	5'47.459P	201,4	9:39'11.490
4	37.809	28.918	30.471	32.926	2'10.124	210,0	9:41'21.614
5	38.538	30.497	31.103	37.928	2'18.066P	209,2	9:43'39.680
6	3'47.527	29.612	29.675	32.189	5'19.003P	197,0	9:48'58.683

25° 56 P. SEBESTYEN							
Lap	Seg.1	Seg.2	Seg.3	Seg.4	Lap Time	km/h	Local Time
1		28.407	29.878	36.257		223,0	9:33'46.268
2	2'09.597	29.557	28.648	30.998	3'38.800P	211,2	9:37'25.068
3	2'04.965	42.639	44.670	46.313	4'18.587CP	119,2	9:41'43.655

03/10/2020 P = Pits In/Out - C = Lap Time Cancelled

These data/results cannot be reproduced, stored and/or transmitted in whole or in part by any manner of electronic, mechanical, photocopying, recording, broadcasting or otherwise now known or herein after developed without the previous express consent by the copyright owner, except for reproduction in daily press and regular printed publications on sale to the public within 60 days of the event related to those data/results and always provided that copyright symbol appears together as follows below.

© DORNA WSBK ORGANIZATION Srl 2020

