

Magny-Cours 4.411 m

1 / 2

## Pirelli French Round, 2 - 4 October 2020

### Results Tissot Superpole

No.	Rider	Nat	Team	Bike	Class	Time	Gap	Rel.	Laps	Speed	
										Avg	Max
1	11 K. SMITH	GBR	GMT94 Yamaha	Yamaha YZF R6		<b>1'49.318</b>			12	145,261	<b>252,6</b>
2	44 L. MAHIAS	FRA	Kawasaki Puccetti Racing	Kawasaki ZX-6R		<b>1'49.467</b>	0.149	0.149	10	145,063	<b>246,3</b>
3	81 M. GONZALEZ	ESP	Kawasaki ParkinGO Team	Kawasaki ZX-6R		<b>1'50.064</b>	0.746	0.597	11	144,276	<b>252,0</b>
4	55 A. LOCATELLI	ITA	BARDAHL Evan Bros. WorldSSP Team	Yamaha YZF R6		<b>1'50.281</b>	0.963	0.217	11	143,992	<b>249,7</b>
5	3 R. DE ROSA	ITA	MV Agusta Reparto Corse	MV Agusta F3 675		<b>1'50.577</b>	1.259	0.296	12	143,607	<b>251,4</b>
6	9 G. HENDRA PRATAMA	INA	bLU cRU WorldSSP by MS Racing	Yamaha YZF R6		<b>1'50.581</b>	1.263	0.004	9	143,602	<b>246,8</b>
7	98 K. HANIKA	CZE	WRP Wepol Racing	Yamaha YZF R6		<b>1'50.671</b>	1.353	0.090	12	143,485	<b>251,4</b>
8	94 C. PEROLARI	FRA	GMT94 Yamaha	Yamaha YZF R6		<b>1'50.861</b>	1.543	0.190	12	143,239	<b>248,0</b>
9	32 I. VINALES	ESP	Kallio Racing	Yamaha YZF R6		<b>1'50.918</b>	1.600	0.057	10	143,165	<b>248,5</b>
10	99 D. WEBB	GBR	WRP Wepol Racing	Yamaha YZF R6		<b>1'51.377</b>	2.059	0.459	11	142,575	<b>248,0</b>
11	30 G. VAN STRAALEN	NED	MPM Routz Racing Team	Yamaha YZF R6		<b>1'51.689</b>	2.371	0.312	11	142,177	<b>245,2</b>
12	78 H. OKUBO	JPN	Dynavolt Honda	Honda CBR600RR		<b>1'51.692</b>	2.374	0.003	11	142,173	<b>246,8</b>
13	34 K. MANFREDI	ITA	Altogoo Racing Team	Yamaha YZF R6		<b>1'52.054</b>	2.736	0.362	11	141,714	<b>245,2</b>
14	25 A. VERDOIA	FRA	bLU cRU WorldSSP by MS Racing	Yamaha YZF R6		<b>1'52.322</b>	3.004	0.268	10	141,376	<b>249,1</b>
15	4 S. ODENDAAL	RSA	EAB Ten Kate Racing	Yamaha YZF R6		<b>1'52.837</b>	3.519	0.515	11	140,730	<b>249,1</b>
16	38 H. SOOMER	EST	Kallio Racing	Yamaha YZF R6		<b>1'52.882</b>	3.564	0.045	9	140,674	<b>251,4</b>
17	56 P. SEBESTYEN	HUN	OXXO Yamaha Team Toth	Yamaha YZF R6		<b>1'52.893</b>	3.575	0.011	11	140,661	<b>244,1</b>
18	5 P. OETTL	GER	Kawasaki Puccetti Racing	Kawasaki ZX-6R		<b>1'53.313</b>	3.995	0.420	11	140,139	<b>248,5</b>
19	12 A. RUIZ CARRANZA	ESP	EMPERADOR Racing Team	Yamaha YZF R6		<b>1'53.576</b>	4.258	0.263	12	139,815	<b>246,8</b>
20	84 L. CRESSON	BEL	OXXO Yamaha Team Toth	Yamaha YZF R6		<b>1'53.674</b>	4.356	0.098	12	139,694	<b>242,4</b>
21	22 F. FULIGNI	ITA	MV Agusta Reparto Corse	MV Agusta F3 675		<b>1'53.744</b>	4.426	0.070	11	139,608	<b>245,7</b>
22	61 C. ONCU	TUR	Turkish Racing Team	Kawasaki ZX-6R		<b>1'53.845</b>	4.527	0.101	8	139,484	<b>246,3</b>
23	47 A. BASSANI	ITA	Soradis Yamaha Motoxracing	Yamaha YZF R6		<b>1'53.924</b>	4.606	0.079	11	139,388	<b>244,1</b>
24	42 S. FROSSARD	SUI	Moto Team Jura Vitesse	Yamaha YZF R6		<b>1'54.181</b>	4.863	0.257	11	139,074	<b>246,3</b>
25	52 P. HOBELSBERGER	GER	Dynavolt Honda	Honda CBR600RR		<b>1'55.895</b>	6.577	1.714	11	137,017	<b>241,3</b>
----- Not Qualified -----											
NQ	2 L. MONTELLA	ITA	DK MOTORSPORT	Yamaha YZF R6		<b>1'58.851</b>	9.533	2.956	11	133,609	<b>244,6</b>

Qualifying Lap Time (107% of 1'49.318): 1'56.971

\* WorldSSP Challenge

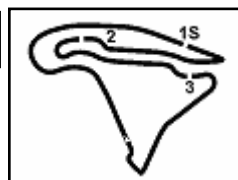
AIR	Humidity:	79%	Temp:	11°C
TRACK	Condition:	Wet	Temp:	13°C

Records	Pole (SP2)	2018 F.Caricasulo	1'40.416	158,140	Km/h
	Race (RC)	2018 S.Cortese	1'41.185	156,940	Km/h
	All Times (SP2)	2018 F.Caricasulo	1'40.416	158,140	Km/h

Start 03/10/2020 11:40 End 12:07 The results are provisional until the end of the time limit for protests and appeals and the completion of the technical checks.

These data/results cannot be reproduced, stored and/or transmitted in whole or in part by any manner of electronic, mechanical, photocopying, recording, broadcasting or otherwise now known or herein after developed without the previous express consent by the copyright owner, except for reproduction in daily press and regular printed publications on sale to the public within 60 days of the event related to those data/results and always provided that copyright symbol appears together as follows below.

© DORNA WSBK ORGANIZATION Srl 2020



## Pirelli French Round, 2 - 4 October 2020

### Results Tissot Superpole

#### Session Highlights

Local Time	No. Rider	Description
11.40.00		Start
11.43.24		WorldSBK Works on bikes are allowed
11.45.16	81 M. GONZALEZ	On Asphalt - Re-Joined - Turn 8
11.48.55	4 S. ODENDAAL	Current Lap Cancelled - Exceeded Track Limits - Turn 6
11.49.22	99 D. WEBB	Crashed - Turn 8
11.49.31	99 D. WEBB	Re-joined
11.51.24	99 D. WEBB	BLACK FLAG - Doesn't enter pit lane after crash (art. 1.21.5)
11.56.40	99 D. WEBB	Allowed to continue the practice
11.56.52	98 K. HANIKA	Current Lap Cancelled - Exceeded Track Limits - Turn 11
12.01.00	61 C. ONCU	Crashed - Turn 2
12.02.44	25 A. VERDOIA	Current Lap Cancelled - Exceeded Track Limits - Turn 6
12.07.13		End Of Session

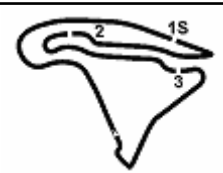
#### Fastest Laps Sequence

No.	Rider	Nat	Team	Bike	Local Time	Time	Gap	Avg
94	C. PEROLARI	FRA	GMT94 Yamaha	Yamaha YZF R6	11:44'00.533	<b>1'53.704</b>		139,657
81	M. GONZALEZ	ESP	Kawasaki ParkinGO Team	Kawasaki ZX-6R	11:44'01.036	<b>1'53.638</b>	-0.066	139,738
94	C. PEROLARI	FRA	GMT94 Yamaha	Yamaha YZF R6	11:45'53.978	<b>1'53.445</b>	-0.193	139,976
11	K. SMITH	GBR	GMT94 Yamaha	Yamaha YZF R6	11:47'17.320	<b>1'52.566</b>	-0.879	141,069
11	K. SMITH	GBR	GMT94 Yamaha	Yamaha YZF R6	11:49'09.879	<b>1'52.559</b>	-0.007	141,078
81	M. GONZALEZ	ESP	Kawasaki ParkinGO Team	Kawasaki ZX-6R	11:49'47.228	<b>1'52.464</b>	-0.095	141,197
11	K. SMITH	GBR	GMT94 Yamaha	Yamaha YZF R6	11:51'01.869	<b>1'51.990</b>	-0.474	141,795
81	M. GONZALEZ	ESP	Kawasaki ParkinGO Team	Kawasaki ZX-6R	11:51'38.948	<b>1'51.720</b>	-0.270	142,137
11	K. SMITH	GBR	GMT94 Yamaha	Yamaha YZF R6	11:52'53.553	<b>1'51.684</b>	-0.036	142,183
11	K. SMITH	GBR	GMT94 Yamaha	Yamaha YZF R6	11:54'44.980	<b>1'51.427</b>	-0.257	142,511
32	I. VINALES	ESP	Kallio Racing	Yamaha YZF R6	11:54'45.862	<b>1'51.180</b>	-0.247	142,828
11	K. SMITH	GBR	GMT94 Yamaha	Yamaha YZF R6	11:56'35.248	<b>1'50.268</b>	-0.912	144,009
11	K. SMITH	GBR	GMT94 Yamaha	Yamaha YZF R6	11:58'25.175	<b>1'49.927</b>	-0.341	144,456
11	K. SMITH	GBR	GMT94 Yamaha	Yamaha YZF R6	12:04'03.488	<b>1'49.539</b>	-0.388	144,968
44	L. MAHIAS	FRA	Kawasaki Puccetti Racing	Kawasaki ZX-6R	12:05'20.998	<b>1'49.467</b>	-0.072	145,063
11	K. SMITH	GBR	GMT94 Yamaha	Yamaha YZF R6	12:05'52.806	<b>1'49.318</b>	-0.149	145,261

Start 11:40 End 12:07 The results are provisional until the end of the time limit for protests and appeals and the completion of the technical checks.

These data/results cannot be reproduced, stored and/or transmitted in whole or in part by any manner of electronic, mechanical, photocopying, recording, broadcasting or otherwise now known or herein after developed without the previous express consent by the copyright owner, except for reproduction in daily press and regular printed publications on sale to the public within 60 days of the event related to those data/results and always provided that copyright symbol appears together as follows below.

© DORNA WSBK ORGANIZATION Srl 2020



## Pirelli French Round, 2 - 4 October 2020

### Best Sectors & Speed Tissot Superpole

BEST LAP		
1	11 K. SMITH	Yamaha YZF R6 1'49.318
2	44 L. MAHIAS	Kawasaki ZX-6R 1'49.467
3	81 M. GONZALEZ	Kawasaki ZX-6R 1'50.064
4	55 A. LOCATELLI	Yamaha YZF R6 1'50.281
5	3 R. DE ROSA	MV Agusta F3 675 1'50.577
6	9 G. HENDRA PRATAMA	Yamaha YZF R6 1'50.581
7	98 K. HANIKA	Yamaha YZF R6 1'50.671
8	94 C. PEROLARI	Yamaha YZF R6 1'50.861
9	32 I. VINALES	Yamaha YZF R6 1'50.918
10	99 D. WEBB	Yamaha YZF R6 1'51.377
11	30 G. VAN STRAALEN	Yamaha YZF R6 1'51.689
12	78 H. OKUBO	Honda CBR600RR 1'51.692
13	34 K. MANFREDI	Yamaha YZF R6 1'52.054
14	25 A. VERDOIA	Yamaha YZF R6 1'52.322
15	4 S. ODENDAAL	Yamaha YZF R6 1'52.837
16	38 H. SOOMER	Yamaha YZF R6 1'52.882
17	56 P. SEBESTYEN	Yamaha YZF R6 1'52.893
18	5 P. OETTL	Kawasaki ZX-6R 1'53.313
19	12 A. RUIZ CARRANZA	Yamaha YZF R6 1'53.576
20	84 L. CRESSON	Yamaha YZF R6 1'53.674
21	22 F. FULIGNI	MV Agusta F3 675 1'53.744
22	61 C. ONCU	Kawasaki ZX-6R 1'53.845
23	47 A. BASSANI	Yamaha YZF R6 1'53.924
24	42 S. FROSSARD	Yamaha YZF R6 1'54.181
25	52 P. HOBELSBERGER	Honda CBR600RR 1'55.895
26	2 L. MONTELLA	Yamaha YZF R6 1'58.851

SPEED		
1	11 K. SMITH	Yamaha YZF R6 252,6
2	81 M. GONZALEZ	Kawasaki ZX-6R 252,0
3	38 H. SOOMER	Yamaha YZF R6 251,4
4	98 K. HANIKA	Yamaha YZF R6 251,4
5	3 R. DE ROSA	MV Agusta F3 675 251,4
6	55 A. LOCATELLI	Yamaha YZF R6 249,7
7	25 A. VERDOIA	Yamaha YZF R6 249,1
8	4 S. ODENDAAL	Yamaha YZF R6 249,1
9	32 I. VINALES	Yamaha YZF R6 248,5
10	5 P. OETTL	Kawasaki ZX-6R 248,5
11	94 C. PEROLARI	Yamaha YZF R6 248,0
12	99 D. WEBB	Yamaha YZF R6 248,0
13	12 A. RUIZ CARRANZA	Yamaha YZF R6 246,8
14	9 G. HENDRA PRATAMA	Yamaha YZF R6 246,8
15	78 H. OKUBO	Honda CBR600RR 246,8
16	61 C. ONCU	Kawasaki ZX-6R 246,3
17	44 L. MAHIAS	Kawasaki ZX-6R 246,3
18	42 S. FROSSARD	Yamaha YZF R6 246,3
19	22 F. FULIGNI	MV Agusta F3 675 245,7
20	34 K. MANFREDI	Yamaha YZF R6 245,2
21	30 G. VAN STRAALEN	Yamaha YZF R6 244,6
22	2 L. MONTELLA	Yamaha YZF R6 244,6
23	47 A. BASSANI	Yamaha YZF R6 244,1
24	56 P. SEBESTYEN	Yamaha YZF R6 244,1
25	84 L. CRESSON	Yamaha YZF R6 242,4
26	52 P. HOBELSBERGER	Honda CBR600RR 241,3

SEG. 1		
1	11 K. SMITH	32.732
2	44 L. MAHIAS	32.944
3	55 A. LOCATELLI	33.277
4	81 M. GONZALEZ	33.324
5	9 G. HENDRA PRATAMA	33.407
6	3 R. DE ROSA	33.473
7	94 C. PEROLARI	33.633
8	32 I. VINALES	33.656
9	30 G. VAN STRAALEN	33.693
10	99 D. WEBB	33.702
11	98 K. HANIKA	33.722
12	25 A. VERDOIA	33.790
13	5 P. OETTL	33.817
14	78 H. OKUBO	33.818
15	34 K. MANFREDI	33.959
16	47 A. BASSANI	34.036
17	4 S. ODENDAAL	34.045
18	61 C. ONCU	34.065
19	38 H. SOOMER	34.137
20	12 A. RUIZ CARRANZA	34.198
21	22 F. FULIGNI	34.277
22	56 P. SEBESTYEN	34.284
23	84 L. CRESSON	34.374
24	42 S. FROSSARD	34.590
25	52 P. HOBELSBERGER	34.688
26	2 L. MONTELLA	35.124

SEG. 2		
1	11 K. SMITH	23.968
2	81 M. GONZALEZ	23.989
3	32 I. VINALES	24.071
4	3 R. DE ROSA	24.079
5	55 A. LOCATELLI	24.104
6	9 G. HENDRA PRATAMA	24.166
7	44 L. MAHIAS	24.172
8	98 K. HANIKA	24.210
9	78 H. OKUBO	24.291
10	94 C. PEROLARI	24.295
11	4 S. ODENDAAL	24.356
12	34 K. MANFREDI	24.383
13	99 D. WEBB	24.459
14	56 P. SEBESTYEN	24.508
15	12 A. RUIZ CARRANZA	24.518
16	38 H. SOOMER	24.613
17	5 P. OETTL	24.617
18	30 G. VAN STRAALEN	24.639
19	84 L. CRESSON	24.690
20	47 A. BASSANI	24.736
21	25 A. VERDOIA	24.765
22	22 F. FULIGNI	24.794
23	61 C. ONCU	24.801
24	42 S. FROSSARD	25.064
25	52 P. HOBELSBERGER	25.388
26	2 L. MONTELLA	25.627

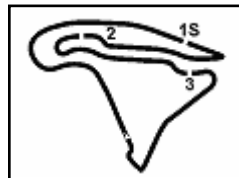
SEG. 3		
1	44 L. MAHIAS	24.859
2	11 K. SMITH	24.929
3	98 K. HANIKA	24.977
4	55 A. LOCATELLI	24.981
5	94 C. PEROLARI	25.003
6	81 M. GONZALEZ	25.054
7	32 I. VINALES	25.152
8	9 G. HENDRA PRATAMA	25.198
9	3 R. DE ROSA	25.207
10	99 D. WEBB	25.306
11	34 K. MANFREDI	25.374
12	30 G. VAN STRAALEN	25.426
13	78 H. OKUBO	25.459
14	56 P. SEBESTYEN	25.486
15	38 H. SOOMER	25.647
16	25 A. VERDOIA	25.651
17	4 S. ODENDAAL	25.683
18	61 C. ONCU	25.755
19	12 A. RUIZ CARRANZA	25.773
20	22 F. FULIGNI	25.816
21	5 P. OETTL	25.855
22	42 S. FROSSARD	25.867
23	84 L. CRESSON	25.955
24	47 A. BASSANI	25.997
25	52 P. HOBELSBERGER	26.403
26	2 L. MONTELLA	26.830

SEG. 4		
1	11 K. SMITH	27.324
2	44 L. MAHIAS	27.484
3	55 A. LOCATELLI	27.651
4	81 M. GONZALEZ	27.697
5	98 K. HANIKA	27.762
6	32 I. VINALES	27.767
7	30 G. VAN STRAALEN	27.777
8	9 G. HENDRA PRATAMA	27.809
9	3 R. DE ROSA	27.818
10	78 H. OKUBO	27.910
11	99 D. WEBB	27.910
12	94 C. PEROLARI	27.930
13	25 A. VERDOIA	28.116
14	34 K. MANFREDI	28.206
15	4 S. ODENDAAL	28.232
16	38 H. SOOMER	28.270
17	56 P. SEBESTYEN	28.355
18	5 P. OETTL	28.499
19	22 F. FULIGNI	28.638
20	47 A. BASSANI	28.644
21	84 L. CRESSON	28.655
22	42 S. FROSSARD	28.660
23	61 C. ONCU	28.883
24	12 A. RUIZ CARRANZA	28.885
25	52 P. HOBELSBERGER	29.153
26	2 L. MONTELLA	30.298

03/10/2020

These data/results cannot be reproduced, stored and/or transmitted in whole or in part by any manner of electronic, mechanical, photocopying, recording, broadcasting or otherwise now known or herein after developed without the previous express consent by the copyright owner, except for reproduction in daily press and regular printed publications on sale to the public within 60 days of the event related to those data/results and always provided that copyright symbol appears together as follows below.

© DORNA WSBK ORGANIZATION Srl 2020



Magny-Cours 4.411 m

## Pirelli French Round, 2 - 4 October 2020

### Ideal Times Tissot Superpole

No.	Rider	Nat	Bike	Seg. 1	Seg. 2	Seg. 3	Seg. 4	Ideal Time		
				Diff. 1	Diff. 2	Diff. 3	Diff. 4	Best Lap	Pos.	Diff.
1	11 K. SMITH	GBR	Yamaha YZF R6	<b>32.732</b>	<b>23.968</b>	24.929 +0.200	<b>27.324</b> +0.165	<b>1'48.953</b> 1'49.318	1	0.365
2	44 L. MAHIAS	FRA	Kawasaki ZX-6R	32.944	24.172 +0.008	<b>24.859</b>	27.484	<b>1'49.459</b> 1'49.467	2	0.008
3	55 A. LOCATELLI	ITA	Yamaha YZF R6	33.277	24.104 +0.232	24.981	27.651 +0.036	<b>1'50.013</b> 1'50.281	4	0.268
4	81 M. GONZALEZ	ESP	Kawasaki ZX-6R	33.324	23.989	25.054	27.697	<b>1'50.064</b> 1'50.064	3	
5	3 R. DE ROSA	ITA	MV Agusta F3 675	33.473	24.079	25.207	27.818	<b>1'50.577</b> 1'50.577	5	
6	9 G. HENDRA PRATAMA	INA	Yamaha YZF R6	33.407	24.166	25.198 +0.001	27.809	<b>1'50.580</b> 1'50.581	6	0.001
7	32 I. VINALES	ESP	Yamaha YZF R6	33.656	24.071 +0.272	25.152	27.767	<b>1'50.646</b> 1'50.918	9	0.272
8	98 K. HANIKA	CZE	Yamaha YZF R6	33.722	24.210	24.977	27.762	<b>1'50.671</b> 1'50.671	7	
9	94 C. PEROLARI	FRA	Yamaha YZF R6	33.633	24.295	25.003	27.930	<b>1'50.861</b> 1'50.861	8	
10	99 D. WEBB	GBR	Yamaha YZF R6	33.702	24.459	25.306	27.910	<b>1'51.377</b> 1'51.377	10	
11	78 H. OKUBO	JPN	Honda CBR600RR	33.818	24.291	25.459	27.910 +0.214	<b>1'51.478</b> 1'51.692	12	0.214
12	30 G. VAN STRAALEN	NED	Yamaha YZF R6	33.693	24.639 +0.154	25.426	27.777	<b>1'51.535</b> 1'51.689	11	0.154
13	34 K. MANFREDI	ITA	Yamaha YZF R6	33.959 +0.065	24.383 +0.067	25.374	28.206	<b>1'51.922</b> 1'52.054	13	0.132
14	4 S. ODENDAAL	RSA	Yamaha YZF R6	34.045 +0.063	24.356	25.683	28.232 +0.458	<b>1'52.316</b> 1'52.837	15	0.521
15	25 A. VERDOIA	FRA	Yamaha YZF R6	33.790	24.765	25.651	28.116	<b>1'52.322</b> 1'52.322	14	
16	56 P. SEBESTYEN	HUN	Yamaha YZF R6	34.284	24.508	25.486	28.355 +0.260	<b>1'52.633</b> 1'52.893	17	0.260
17	38 H. SOOMER	EST	Yamaha YZF R6	34.137	24.613 +0.116	25.647 +0.099	28.270	<b>1'52.667</b> 1'52.882	16	0.215
18	5 P. OETTL	GER	Kawasaki ZX-6R	33.817 +0.221	24.617	25.855 +0.063	28.499 +0.241	<b>1'52.788</b> 1'53.313	18	0.525
19	12 A. RUIZ CARRANZA	ESP	Yamaha YZF R6	34.198 +0.056	24.518	25.773 +0.146	28.885	<b>1'53.374</b> 1'53.576	19	0.202
20	47 A. BASSANI	ITA	Yamaha YZF R6	34.036	24.736 +0.511	25.997	28.644	<b>1'53.413</b> 1'53.924	23	0.511
21	61 C. ONCU	TUR	Kawasaki ZX-6R	34.065 +0.141	24.801 +0.070	25.755	28.883 +0.130	<b>1'53.504</b> 1'53.845	22	0.341
22	22 F. FULIGNI	ITA	MV Agusta F3 675	34.277 +0.007	24.794	25.816 +0.212	28.638	<b>1'53.525</b> 1'53.744	21	0.219
23	84 L. CRESSON	BEL	Yamaha YZF R6	34.374	24.690	25.955	28.655	<b>1'53.674</b> 1'53.674	20	
24	42 S. FROSSARD	SUI	Yamaha YZF R6	34.590	25.064	25.867	28.660	<b>1'54.181</b> 1'54.181	24	
25	52 P. HOBELSBERGER	GER	Honda CBR600RR	34.688	25.388 +0.263	26.403	29.153	<b>1'55.632</b> 1'55.895	25	0.263
26	2 L. MONTELLA	ITA	Yamaha YZF R6	35.124	25.627 +0.312	26.830 +0.139	30.298 +0.521	<b>1'57.879</b> 1'58.851	26	0.972
<b>Overall Ideal Time</b>				32.732	23.968	24.859	27.324	<b>1'48.883</b>		

03/10/2020

These data/results cannot be reproduced, stored and/or transmitted in whole or in part by any manner of electronic, mechanical, photocopying, recording, broadcasting or otherwise now known or herein after developed without the previous express consent by the copyright owner, except for reproduction in daily press and regular printed publications on sale to the public within 60 days of the event related to those data/results and always provided that copyright symbol appears together as follows below.

© DORNA WSBK ORGANIZATION Srl 2020

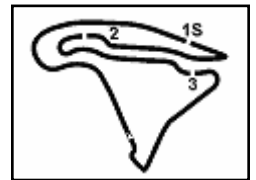
PIRELLI PERUGIA TIMING



Official Tyre Supplier



Official Timekeeper



## Pirelli French Round, 2 - 4 October 2020

### Chronological Analysis Tissot Superpole

Magny-Cours 4.411 m

1 / 4

1° 11 K. SMITH (1'49.318)							
Lap	Seg.1	Seg.2	Seg.3	Seg.4	Lap Time	km/h	Local Time
1		27.832	28.493	30.518	215.0	11:43'28.039	
2	35.632	25.534	26.656	28.893	1'56.715	239,7	11:45'24.754
3	33.958	24.815	25.754	28.039	1'52.566	244,1	11:47'17.320
4	34.002	24.490	25.983	28.084	1'52.559	246,8	11:49'09.879
5	33.819	24.651	25.456	28.064	1'51.990	247,4	11:51'01.869
6	33.808	24.592	25.470	27.814	1'51.684	248,0	11:52'53.553
7	33.554	24.424	25.478	27.971	1'51.427	248,5	11:54'44.980
8	33.320	24.371	25.048	27.529	1'50.268	247,4	11:56'35.248
9	33.061	24.326	25.025	27.515	1'49.927	248,5	11:58'25.175
10	33.791	24.505	25.210	27.816	1'51.322	246,8	12:00'16.497
11	33.196	24.731	25.735	33.790	1'57.452	247,4	12:02'13.949
12	33.231	24.055	<b>24.929</b>	<b>27.324</b>	1'49.539	248,5	12:04'03.488
13	<b>32.732</b>	<b>23.968</b>	25.129	27.489	<b>1'49.318</b>	<b>252,6</b>	12:05'52.806

1					28.443	28.879	31.120	199,2	11:42'10.455		
2					35.363	25.770	26.373	29.104	1'56.610	234,5	11:44'07.065
3					34.363	24.988	25.995	28.477	1'53.823	240,8	11:46'00.888
4					34.087	24.989	26.026	28.625	1'53.727	242,4	11:47'54.615
5					34.266	25.032	25.991	28.753	1'54.042	244,1	11:49'48.657
6					33.810	24.849	25.788	28.402	1'52.849	246,8	11:51'41.506
7					33.856	24.434	25.342	28.478	1'52.110	250,3	11:53'33.616
8					33.936	24.731	25.394	28.093	1'52.154	250,3	11:55'25.770
9					33.738	24.207	25.330	28.188	1'51.463	250,3	11:57'17.233
10					34.413	24.873	25.916	30.750	1'55.952P	246,3	11:59'13.185
11					2'08.496	25.325	25.786	28.530	3'28.137P	234,5	12:02'41.322
12					34.173	24.384	25.322	28.100	1'51.979	250,3	12:04'33.301
13					<b>33.473</b>	<b>24.079</b>	<b>25.207</b>	<b>27.818</b>	<b>1'50.577</b>	<b>251,4</b>	12:06'23.878

2° 44 L. MAHIAS (1'49.467)							
Lap	Seg.1	Seg.2	Seg.3	Seg.4	Lap Time	km/h	Local Time
1		26.976	27.510	30.260	229,6	11:42'56.376	
2	34.507	25.258	26.108	28.787	1'54.660	241,3	11:44'51.036
3	34.194	24.928	26.022	28.423	1'53.567	243,5	11:46'44.603
4	34.208	24.766	25.731	28.451	1'53.156	243,0	11:48'37.759
5	34.180	25.694	31.224	56.933	2'28.031	242,4	11:51'05.790
6	34.461	24.973	25.465	28.185	1'53.084	240,8	11:52'58.874
7	33.511	24.446	25.181	28.050	1'51.188	243,5	11:54'50.062
8	35.056	25.570	26.226	31.908	1'58.760P	236,1	11:56'48.822
9	3'32.928	25.077	25.966	28.412	4'52.383P	237,1	12:01'41.205
10	33.580	<b>24.172</b>	24.886	27.688	1'50.326	<b>246,3</b>	12:03'31.531
11	<b>32.944</b>	24.180	<b>24.859</b>	<b>27.484</b>	<b>1'49.467</b>	245,2	12:05'20.998

6° 9 G. HENDRA PRATAMA (1'50.581)							
Lap	Seg.1	Seg.2	Seg.3	Seg.4	Lap Time	km/h	Local Time
1		27.411	28.321	30.917	221,1	11:42'45.551	
2	35.229	26.201	27.034	29.812	1'58.276	230,1	11:44'43.827
3	34.556	25.576	26.518	29.061	1'55.711	237,6	11:46'39.538
4	34.248	25.166	26.014	28.817	1'54.245	236,1	11:48'33.783
5	34.791	25.145	26.022	34.235	2'00.193P	239,7	11:50'33.976
6	5'40.570	25.767	26.877	29.508	7'02.722P	220,2	11:57'36.698
7	34.775	25.028	26.045	28.715	1'54.563	235,6	11:59'31.261
8	34.186	24.355	25.585	28.353	1'52.479	<b>246,8</b>	12:01'23.740
9	33.839	24.620	<b>25.198</b>	28.050	1'51.707	245,7	12:03'15.447
10	<b>33.407</b>	<b>24.166</b>	25.199	<b>27.809</b>	<b>1'50.581</b>	241,9	12:05'06.028

3° 81 M. GONZALEZ (1'50.064)							
Lap	Seg.1	Seg.2	Seg.3	Seg.4	Lap Time	km/h	Local Time
1		26.319	27.042	35.316	231,5	11:42'07.398	
2	34.345	24.834	25.949	28.510	1'53.638	245,7	11:44'01.036
3	33.816	24.748	29.654	32.476	2'00.694	248,0	11:46'01.730
4	33.589	24.984	25.844	28.617	1'53.034	246,3	11:47'54.764
5	34.051	24.594	25.593	28.226	1'52.464	246,8	11:49'47.228
6	33.434	24.299	25.812	28.175	1'51.720	248,5	11:51'38.948
7	33.940	24.675	26.516	31.719	1'56.850P	247,4	11:53'35.798
8	3'32.836	26.140	25.437	28.269	4'52.682P	119,6	11:58'28.480
9	33.333	24.104	25.354	27.972	1'50.763	248,5	12:00'19.243
10	33.344	24.310	25.377	29.716	1'52.747	249,1	12:02'11.990
11	33.406	24.216	25.302	29.593	1'52.517	250,3	12:04'04.507
12	<b>33.324</b>	<b>23.989</b>	<b>25.054</b>	<b>27.697</b>	<b>1'50.064</b>	<b>252,0</b>	12:05'54.571

7° 98 K. HANIKA (1'50.671)							
Lap	Seg.1	Seg.2	Seg.3	Seg.4	Lap Time	km/h	Local Time
1		27.284	27.918	32.342	209,6	11:42'14.503	
2	35.080	25.591	26.219	28.952	1'55.842	226,2	11:44'10.345
3	34.342	25.222	26.306	28.721	1'54.591	245,2	11:46'04.936
4	34.745	24.987	25.785	28.629	1'54.146	243,0	11:47'59.082
5	34.152	24.661	25.624	28.267	1'52.704	245,7	11:49'51.786
6	34.082	24.938	25.553	28.654	1'53.227	<b>251,4</b>	11:51'45.013
7	34.168	24.401	25.552	28.472	1'52.593	246,3	11:53'37.606
8	34.218	24.744	25.499	28.360	1'52.821	243,0	11:55'30.427
9	34.104	24.559	26.500	36.282	2'01.445CP	242,4	11:57'31.872
10	1'45.644	25.322	25.888	28.472	3'05.326P	238,7	12:00'37.198
11	34.940	24.611	25.500	28.324	1'53.375	241,9	12:02'30.573
12	33.843	24.341	25.159	27.940	1'51.283	243,5	12:04'21.856
13	<b>33.722</b>	<b>24.210</b>	<b>24.977</b>	<b>27.762</b>	<b>1'50.671</b>	243,5	12:06'12.527

4° 55 A. LOCATELLI (1'50.281)							
Lap	Seg.1	Seg.2	Seg.3	Seg.4	Lap Time	km/h	Local Time
1		27.065	32.886	32.209	215,0	11:42'24.314	
2	34.592	24.849	25.970	28.490	1'53.901	245,7	11:44'18.215
3	34.237	24.969	25.804	28.831	1'53.841	236,6	11:46'12.056
4	34.070	24.613	25.791	28.419	1'52.893	248,5	11:48'04.949
5	33.908	24.882	25.613	28.427	1'52.830	241,9	11:49'57.779
6	33.961	25.057	25.791	28.951	1'53.760	243,0	11:51'51.539
7	34.393	24.974	25.779	30.223	1'55.369P	241,3	11:53'46.908
8	3'13.619	25.662	26.516	28.655	4'34.452P	232,0	11:58'21.360
9	34.343	24.463	25.659	31.005	1'55.470	249,1	12:00'16.830
10	33.548	24.438	25.902	28.165	1'52.053	247,4	12:02'08.883
11	33.834	<b>24.104</b>	25.172	<b>27.651</b>	1'50.761	249,1	12:03'59.644
12	<b>33.277</b>	24.336	<b>24.981</b>	<b>27.687</b>	<b>1'50.281</b>	<b>249,7</b>	12:05'49.925

8° 94 C. PEROLARI (1'50.861)							
Lap	Seg.1	Seg.2	Seg.3	Seg.4	Lap Time	km/h	Local Time
1		26.515	26.955	31.624	224,8	11:42'06.829	
2	34.585	24.784	25.724	28.611	1'53.704	243,5	11:44'00.533
3	34.080	24.829	25.703	28.833	1'53.445	244,1	11:45'53.978
4	34.346	24.873	25.876	29.959	1'55.054	244,1	11:47'49.032
5	34.191	24.934	25.855	29.053	1'54.033	243,0	11:49'43.065
6	35.128	26.605	27.340	32.271	2'01.344P	220,2	11:51'44.409
7	1'30.498	26.274	26.447	29.283	2'52.502P	219,8	11:54'36.911
8	34.383	24.523	25.415	28.342	1'52.663	244,6	11:56'29.574
9	33.843	24.656	26.065	28.595	1'53.159	246,3	11:58'22.733
10	33.840	24.570	25.370	28.477	1'52.257	245,2	12:00'14.990
11	35.481	24.831	25.668	29.701	1'55.681	238,7	12:02'10.671
12	<b>33.633</b>	<b>24.295</b>	<b>25.003</b>	<b>27.930</b>	<b>1'50.861</b>	<b>248,0</b>	12:04'01.532
13	34.058	27.119	26.181	28.386	1'55.744	239,2	12:05'57.276

5° 3 R. DE ROSA (1'50.577)									
Lap	Seg.1	Seg.2	Seg.3	Seg.4	Lap Time	km/h	Local Time		
1					27.827	28.673	30.524	226,7	11:43'25.046

9° 32 I. VINALES (1'50.918)									
Lap	Seg.1	Seg.2	Seg.3	Seg.4	Lap Time	km/h	Local Time		
1					27.827	28.673	30.524	226,7	11:43'25.046

03/10/2020 P = Pits In/Out - C = Lap Time Cancelled

These data/results cannot be reproduced, stored and/or transmitted in whole or in part by any manner of electronic, mechanical, photocopying, recording, broadcasting or otherwise now known or herein after developed without the previous express consent by the copyright owner, except for reproduction in daily press and regular printed publications on sale to the public within 60 days of the event related to those data/results and always provided that copyright symbol appears together as follows below.

© DORNA WSBK ORGANIZATION Srl 2020

PIRELLI PERUGIA TIMING

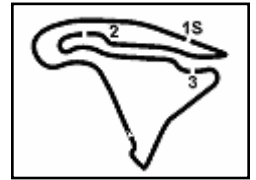


Official Tyre Supplier



Official Timekeeper





## Pirelli French Round, 2 - 4 October 2020 Chronological Analysis Tissot Superpole

Magny-Cours 4.411 m

2 / 4

2	35.923	25.380	26.824	29.025	1'57.152	242,4	11:45'22.198
3	34.726	24.745	26.319	28.764	1'54.554	244,1	11:47'16.752
4	34.684	24.999	25.973	28.325	1'53.981	245,2	11:49'10.733
5	33.916	24.647	25.525	27.962	1'52.050	248,0	11:51'02.783
6	33.902	24.614	25.451	27.932	1'51.899	247,4	11:52'54.682
7	33.716	24.256	25.284	27.924	1'51.180	<b>248,5</b>	11:54'45.862
8	33.822	24.360	25.188	31.009	1'54.379P	246,8	11:56'40.241
9	3'30.898	25.265	25.640	28.628	4'50.431P	236,6	12:01'30.672
10	<b>33.656</b>	24.343	<b>25.152</b>	<b>27.767</b>	<b>1'50.918</b>	245,7	12:03'21.590
11	33.856	<b>24.071</b>	25.352	27.801	1'51.080	246,8	12:05'12.670

14° 25 A. VERDOIA (1'52.322)							
Lap	Seg.1	Seg.2	Seg.3	Seg.4	Lap Time	km/h	Local Time
1		27.524	28.847	30.739		240,3	11:42'26.072
2	35.413	25.560	27.261	29.152	1'57.386	243,0	11:44'23.458
3	34.910	25.330	26.778	29.073	1'56.091	244,1	11:46'19.549
4	34.836	25.454	26.768	28.778	1'55.836	248,5	11:48'15.385
5	34.245	25.197	26.360	28.748	1'54.550	<b>249,1</b>	11:50'09.935
6	35.053	25.759	26.639	31.535	1'58.986P	236,6	11:52'08.921
7	4'26.326	26.515	27.603	29.512	5'49.956P	216,3	11:57'58.877
8	35.000	25.344	26.418	28.676	1'55.438	232,5	11:59'54.315
9	34.283	24.910	25.906	28.262	1'53.361	236,6	12:01'47.676
10	34.236	26.324	26.559	28.421	1'55.540C	241,3	12:03'43.216
11	<b>33.790</b>	<b>24.765</b>	<b>25.651</b>	<b>28.116</b>	<b>1'52.322</b>	246,3	12:05'35.538

10° 99 D. WEBB (1'51.377)							
Lap	Seg.1	Seg.2	Seg.3	Seg.4	Lap Time	km/h	Local Time
1		27.542	27.831	30.581		214,6	11:42'16.730
2	35.208	26.000	26.697	29.425	1'57.330	234,5	11:44'14.060
3	34.311	24.909	25.801	28.472	1'53.493	241,9	11:46'07.553
4	33.843	24.789	25.734	28.373	1'52.739	241,3	11:48'00.292
5	33.773	24.686	48.531	33.536	2'20.526	<b>248,0</b>	11:50'20.818
6	35.522	25.193	26.556	28.708	1'55.979C	240,8	11:52'16.797
7	34.738	25.935	27.666	32.546	2'00.885CP	238,7	11:54'17.682
8	3'12.081	26.591	27.442	29.716	4'35.830P	225,8	11:58'53.512
9	35.304	25.261	26.500	29.076	1'56.141	241,9	12:00'49.653
10	34.449	24.891	26.102	28.296	1'53.738	244,6	12:02'43.391
11	34.150	24.718	25.673	28.064	1'52.605	245,2	12:04'35.996
12	<b>33.702</b>	<b>24.459</b>	<b>25.306</b>	<b>27.910</b>	<b>1'51.377</b>	247,4	12:06'27.373

15° 4 S. ODENDAAL (1'52.837)							
Lap	Seg.1	Seg.2	Seg.3	Seg.4	Lap Time	km/h	Local Time
1		27.480	28.553	31.872		212,9	11:42'11.489
2	35.398	25.494	26.688	29.211	1'56.791	241,9	11:44'08.280
3	34.946	25.420	26.452	28.975	1'55.793	237,6	11:46'04.073
4	34.794	25.113	26.085	28.658	1'54.650	245,2	11:47'58.723
5	34.453	25.708	28.328	31.357	1'59.846C	247,4	11:49'58.569
6	34.365	25.052	25.986	29.537	1'54.940	246,8	11:51'53.509
7	35.447	25.866	27.007	32.679	2'00.999P	235,1	11:53'54.508
8	2'15.903	26.224	26.746	29.664	3'38.537P	231,5	11:57'33.045
9	34.450	24.945	26.021	28.537	1'53.953	248,5	11:59'26.998
10	34.158	24.857	25.932	<b>28.232</b>	1'53.179	248,0	12:01'20.177
11	34.108	<b>24.356</b>	<b>25.683</b>	<b>28.690</b>	<b>1'52.837</b>	248,5	12:03'13.014
12	<b>34.045</b>	24.464	25.949	29.299	1'53.757	<b>249,1</b>	12:05'06.771

11° 30 G. VAN STRAALLEN (1'51.689)							
Lap	Seg.1	Seg.2	Seg.3	Seg.4	Lap Time	km/h	Local Time
1		27.358	28.551	31.843		210,4	11:42'11.689
2	35.736	25.675	27.010	28.809	1'57.230	238,2	11:44'08.919
3	34.541	25.835	26.820	29.115	1'56.311	241,9	11:46'05.230
4	34.540	25.889	26.564	29.079	1'56.072	232,0	11:48'01.302
5	34.499	25.398	26.076	28.606	1'54.579	243,0	11:49'55.881
6	34.763	26.034	26.923	34.240	2'01.960P	242,4	11:51'57.841
7	3'49.722	26.861	27.563	28.972	5'13.118P	226,2	11:57'10.959
8	34.765	25.239	26.436	28.683	1'55.123	243,0	11:59'06.082
9	34.361	25.284	26.131	28.371	1'54.147	242,4	12:01'00.229
10	34.442	24.868	25.655	28.361	1'53.326	243,5	12:02'53.555
11	34.109	<b>24.639</b>	25.587	28.000	1'52.335	244,1	12:04'45.890
12	<b>33.693</b>	24.793	<b>25.426</b>	<b>27.777</b>	<b>1'51.689</b>	<b>245,2</b>	12:06'37.579

16° 38 H. SOOMER (1'52.882)							
Lap	Seg.1	Seg.2	Seg.3	Seg.4	Lap Time	km/h	Local Time
1		26.648	27.954	31.123		224,3	11:42'12.821
2	34.908	25.525	26.472	28.730	1'55.635	250,3	11:44'08.456
3	34.718	25.116	26.103	28.679	1'54.616	246,3	11:46'03.072
4	34.354	24.867	26.012	28.591	1'53.824	249,1	11:47'56.896
5	34.278	25.151	26.362	28.780	1'54.571	237,6	11:49'51.467
6	34.308	26.122	26.536	30.235	1'57.201P	<b>251,4</b>	11:51'48.668
7	6'05.705	26.818	28.151	29.204	7'29.878P	214,6	11:59'18.546
8	34.710	24.679	25.741	31.493	1'56.623	247,4	12:01'15.169
9	<b>34.137</b>	24.729	25.746	<b>28.270</b>	<b>1'52.882</b>	247,4	12:03'08.051
10	34.143	<b>24.613</b>	<b>25.647</b>	29.681	1'54.084	248,0	12:05'02.135

12° 78 H. OKUBO (1'51.692)							
Lap	Seg.1	Seg.2	Seg.3	Seg.4	Lap Time	km/h	Local Time
1		27.230	28.837	33.968		218,0	11:42'12.252
2	35.448	25.991	26.683	29.392	1'57.514	240,8	11:44'09.766
3	34.380	25.512	26.900	29.022	1'55.814	238,2	11:46'05.580
4	34.342	25.282	26.212	28.747	1'54.583	238,2	11:48'00.163
5	34.112	24.870	25.996	28.550	1'53.528	<b>246,8</b>	11:49'53.691
6	34.310	24.823	25.978	29.275	1'54.386	245,7	11:51'48.077
7	34.456	24.760	25.844	28.392	1'53.452	244,1	11:53'41.529
8	34.114	24.733	25.878	28.341	1'53.066	244,6	11:55'34.595
9	34.673	26.578	27.128	32.857	2'01.236P	239,7	11:57'35.831
10	3'11.640	26.901	26.262	28.727	4'33.530P	232,5	12:02'09.361
11	<b>33.818</b>	<b>24.291</b>	<b>25.459</b>	28.124	<b>1'51.692</b>	246,3	12:04'01.053
12	34.033	24.649	26.078	<b>27.910</b>	1'52.670	244,6	12:05'53.723

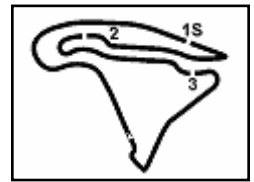
17° 56 P. SEBESTYEN (1'52.893)							
Lap	Seg.1	Seg.2	Seg.3	Seg.4	Lap Time	km/h	Local Time
1		27.856	27.784	31.428		218,0	11:42'31.602
2	36.435	25.966	27.230	29.429	1'59.060	240,3	11:44'30.662
3	35.975	25.792	26.604	29.412	1'57.783	234,5	11:46'28.445
4	35.323	25.661	26.298	29.279	1'56.561	238,2	11:48'25.006
5	39.168	33.685	27.440	29.187	2'09.480	233,0	11:50'34.486
6	35.522	25.339	26.026	28.743	1'55.630	241,3	11:52'30.116
7	35.240	25.188	25.995	28.862	1'55.285	241,9	11:54'25.401
8	35.046	25.084	25.666	28.573	1'54.369	238,7	11:56'19.770
9	34.854	25.286	26.099	31.939	1'58.178P	242,4	11:58'17.948
10	2'46.674	27.317	31.266	28.601	4'13.858P	229,1	12:02'31.806
11	34.451	24.788	25.498	<b>28.355</b>	1'53.092	237,1	12:04'24.898

03/10/2020

P = Pits In/Out - C = Lap Time Cancelled

These data/results cannot be reproduced, stored and/or transmitted in whole or in part by any manner of electronic, mechanical, photocopying, recording, broadcasting or otherwise now known or herein after developed without the previous express consent by the copyright owner, except for reproduction in daily press and regular printed publications on sale to the public within 60 days of the event related to those data/results and always provided that copyright symbol appears together as follows below.

© DORNA WSBK ORGANIZATION Srl 2020



## Pirelli French Round, 2 - 4 October 2020

### Chronological Analysis Tissot Superpole

12 34.284 24.508 25.486 28.615 1'52.893 244,1 12:06'17.791

18° 5 P. OETTL (1'53.313)								22° 61 C. ONCU (1'53.845)							
Lap	Seg.1	Seg.2	Seg.3	Seg.4	Lap Time	km/h	Local Time	Lap	Seg.1	Seg.2	Seg.3	Seg.4	Lap Time	km/h	Local Time
1		27.715	36.572	30.353		225,3	11:42'16.108	2	34.910	25.092	26.640	34.880	1'56.317	240,8	11:44'04.695
2	36.026	26.287	27.004	29.765	1'59.082	217,2	11:44'15.190	3	35.572	27.201	26.262	28.995	1'58.030	200,3	11:46'02.725
3	35.146	25.685	27.140	30.041	1'58.012	243,0	11:46'13.202	4	34.065	24.943	26.128	28.883	1'54.019	246,3	11:47'56.744
4	34.619	25.447	26.466	29.419	1'55.951	246,8	11:48'09.153	5	34.206	24.871	25.755	29.013	1'53.845	244,1	11:49'50.589
5	34.752	25.241	26.357	32.110	1'58.460P	238,2	11:50'07.613	6	34.456	24.801	26.028	29.039	1'54.324	246,3	11:51'44.913
6	2'18.478	25.902	30.521	29.316	3'44.217P	235,1	11:53'51.830	7	34.370	25.272	26.236	32.537	1'58.415P	228,1	11:53'43.328
7	34.507	25.083	26.346	28.986	1'54.922	243,0	11:55'46.752	8	3'31.905	26.515	26.725	30.113	4'55.258P	240,8	11:58'38.586
8	36.750	25.015	26.226	28.709	1'56.700	248,0	11:57'43.452	9	34.813	24.877	25.848	28.920	1'54.458	245,2	12:00'33.044
9	33.972	25.366	29.741	30.027	1'59.106	242,4	11:59'42.558								
10	34.038	24.617	25.918	28.740	1'53.313	244,6	12:01'35.871								
11	33.817	25.040	25.855	28.749	1'53.461	246,3	12:03'29.332								
12	34.096	25.038	25.935	28.499	1'53.568	248,5	12:05'22.900								

19° 12 A. RUIZ CARRANZA (1'53.576)								23° 47 A. BASSANI (1'53.924)							
Lap	Seg.1	Seg.2	Seg.3	Seg.4	Lap Time	km/h	Local Time	Lap	Seg.1	Seg.2	Seg.3	Seg.4	Lap Time	km/h	Local Time
1		28.063	28.616	31.982		215,0	11:42'11.441	1							11:39'59.134
2	36.457	26.127	27.286	31.096	2'00.966	232,0	11:44'12.407	2	49.018	26.933	27.560	30.752	2'14.263P	200,7	11:42'13.397
3	35.121	25.533	26.660	29.418	1'56.732	241,3	11:46'09.139	3	34.604	26.175	26.323	28.876	1'55.978	222,5	11:44'09.375
4	34.344	25.111	26.467	29.584	1'55.506	244,1	11:48'04.645	4	34.188	25.821	26.321	28.922	1'55.252	236,6	11:46'04.627
5	34.302	25.180	26.313	29.481	1'55.276	244,6	11:49'59.921	5	34.486	25.350	26.558	28.833	1'55.227	227,6	11:47'59.854
6	34.198	24.890	26.051	29.397	1'54.536	246,8	11:51'54.457	6	34.204	25.404	26.381	28.798	1'54.787	237,6	11:49'54.641
7	34.545	25.211	26.115	29.562	1'55.433	245,7	11:53'49.890	7	34.164	25.008	26.279	29.081	1'54.532	240,3	11:51'49.173
8	34.719	26.007	28.734	32.098	2'01.558P	238,2	11:55'51.448	8	34.538	25.227	26.324	31.374	1'57.463P	233,0	11:53'46.636
9	2'01.236	25.394	26.056	28.889	3'21.575P	242,4	11:59'13.023	9	4'31.808	26.351	27.153	29.590	5'54.902P	220,2	11:59'41.538
10	34.254	24.518	25.919	28.885	1'53.576	245,7	12:01'06.599	10	34.299	24.736	26.165	28.788	1'53.988	240,3	12:01'35.526
11	34.306	24.579	25.773	29.101	1'53.759	246,3	12:03'00.358	11	34.123	25.214	26.077	28.785	1'54.199	244,1	12:03'29.725
12	35.411	25.087	26.021	29.127	1'55.646	244,6	12:04'56.004	12	34.036	25.247	25.997	28.644	1'53.924	238,2	12:05'23.649
13	34.296	24.951	26.157	29.158	1'54.562	246,3	12:06'50.566								

20° 84 L. CRESSON (1'53.674)								24° 42 S. FROSSARD (1'54.181)							
Lap	Seg.1	Seg.2	Seg.3	Seg.4	Lap Time	km/h	Local Time	Lap	Seg.1	Seg.2	Seg.3	Seg.4	Lap Time	km/h	Local Time
1		27.478	28.439	30.556		218,0	11:42'17.121	1							11:40'30.927
2	35.398	26.387	27.192	30.621	1'59.598	222,5	11:44'16.719	2	59.106	32.608	32.592	35.794	2'40.100P	168,3	11:43'11.027
3	35.284	25.962	26.803	29.682	1'57.731	234,0	11:46'14.450	3	39.867	28.506	29.734	35.190	2'13.297P	216,7	11:45'24.324
4	35.104	25.788	26.994	30.122	1'58.008	240,8	11:48'12.458	4	3'50.174	27.828	29.166	31.874	5'19.042P	191,8	11:50'43.366
5	34.796	25.346	27.081	29.925	1'57.148	242,4	11:50'09.606	5	36.866	26.163	27.971	30.929	2'01.929	233,0	11:52'45.295
6	35.317	25.173	26.840	29.445	1'56.775	241,3	11:52'06.381	6	35.908	25.667	27.957	30.840	2'00.372	238,2	11:54'45.667
7	35.288	25.510	26.621	29.217	1'56.636	239,2	11:54'03.017	7	35.184	25.564	27.052	30.266	1'58.066	239,2	11:56'43.733
8	35.076	25.064	26.444	29.221	1'55.805	240,3	11:55'58.822	8	34.830	25.150	26.673	29.849	1'56.502	243,5	11:58'40.235
9	34.819	24.926	26.323	29.016	1'55.084	242,4	11:57'53.906	9	34.754	25.904	26.617	29.596	1'56.871	244,1	12:00'37.106
10	34.691	25.237	26.237	29.031	1'55.196	249,7	11:59'49.102	10	35.050	25.824	26.727	30.375	1'57.976	230,6	12:02'35.082
11	34.668	24.931	26.434	28.889	1'54.922	241,9	12:01'44.024	11	35.619	25.635	26.633	29.029	1'56.916	244,1	12:04'31.998
12	34.374	24.690	25.955	28.655	1'53.674	241,9	12:03'37.698	12	34.590	25.064	25.867	28.660	1'54.181	246,3	12:06'26.179
13	34.451	24.844	26.179	28.782	1'54.256	242,4	12:05'31.954								

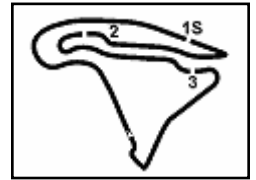
21° 22 F. FULIGNI (1'53.744)								25° 52 P. HOBELBERGER (1'55.895)							
Lap	Seg.1	Seg.2	Seg.3	Seg.4	Lap Time	km/h	Local Time	Lap	Seg.1	Seg.2	Seg.3	Seg.4	Lap Time	km/h	Local Time
1		28.164	28.169	30.804		214,2	11:42'09.591	1							11:42'13.962
2	35.067	25.476	26.494	29.188	1'56.225	241,3	11:44'05.816	2	35.495	26.754	27.459	30.210	1'59.918	223,9	11:44'13.880
3	34.591	24.838	26.205	28.868	1'54.502	243,0	11:46'00.318	3	35.349	26.623	27.108	30.788	1'59.868	236,6	11:46'13.748
4	34.414	25.883	26.317	28.738	1'55.352	241,3	11:47'55.670	4	35.141	26.119	26.924	29.667	1'57.851	234,5	11:48'11.599
5	34.277	24.932	25.816	28.895	1'53.920	243,0	11:49'49.590	5	34.797	25.977	26.904	30.123	1'57.801	239,2	11:50'09.400
6	34.286	24.815	25.880	29.131	1'54.112	245,7	11:51'43.702	6	36.621	26.302	26.991	29.736	1'59.650	226,2	11:52'09.050
7	34.375	25.308	26.642	33.201	1'59.526P	241,3	11:53'43.228	7	35.139	26.190	26.871	29.553	1'57.753	234,0	11:54'06.803
8	3'17.806	26.503	27.486	29.514	4'41.309P	221,1	11:58'24.537	8	34.905	25.653	26.971	29.526	1'57.055	240,3	11:56'03.858
9	35.252	25.469	26.397	28.942	1'56.060	238,7	12:00'20.597	9	34.974	25.388	26.797	29.178	1'56.337	239,7	11:58'00.195
10	34.697	25.095	26.369	29.043	1'55.204	243,5	12:02'15.801	10	34.688	25.651	26.403	29.153	1'55.895	235,1	11:59'56.090
11	34.311	24.978	26.130	28.990	1'54.409	243,5	12:04'10.210	11	34.913	25.712	26.610	29.346	1'56.581	240,8	12:01'52.671
12	34.284	24.794	26.028	28.638	1'53.744	244,6	12:06'03.954	12	34.714	25.535	26.648	29.756	1'56.653	241,3	12:03'49.324

26° 2 L. MONTELLA (1'58.851)							
Lap	Seg.1	Seg.2	Seg.3	Seg.4	Lap Time	km/h	Local Time
1							11:40'58.128
2	55.362	28.711	30.289	37.115	2'31.477P	215,9	11:43'29.605

03/10/2020 P = Pits In/Out - C = Lap Time Cancelled

These data/results cannot be reproduced, stored and/or transmitted in whole or in part by any manner of electronic, mechanical, photocopying, recording, broadcasting or otherwise now known or herein after developed without the previous express consent by the copyright owner, except for reproduction in daily press and regular printed publications on sale to the public within 60 days of the event related to those data/results and always provided that copyright symbol appears together as follows below.

© DORNA WSBK ORGANIZATION Srl 2020



## Pirelli French Round, 2 - 4 October 2020

### Chronological Analysis Tissot Superpole

3	36.842	27.360	28.777	31.952	2'04.931	222,0	11:45'34.536
4	36.794	27.036	28.557	31.329	2'03.716	225,3	11:47'38.252
5	35.922	27.001	28.026	31.251	2'02.200	239,7	11:49'40.452
6	36.114	26.389	27.906	41.639	2'12.048P	237,6	11:51'52.500
7	2'24.526	26.517	27.573	30.817	3'49.433P	224,3	11:55'41.933
8	35.823	25.908	27.457	30.556	1'59.744	240,8	11:57'41.677
9	35.294	<b>25.627</b>	<b>26.830</b>	33.618	2'01.369	240,8	11:59'43.046
10	35.262	32.534	27.449	30.975	2'06.220	243,0	12:01'49.266
11	<b>35.124</b>	25.939	26.969	30.819	<b>1'58.851</b>	<b>244,6</b>	12:03'48.117
12	35.342	26.535	27.266	<b>30.298</b>	1'59.441	241,9	12:05'47.558

03/10/2020 P = Pits In/Out - C = Lap Time Cancelled

These data/results cannot be reproduced, stored and/or transmitted in whole or in part by any manner of electronic, mechanical, photocopying, recording, broadcasting or otherwise now known or herein after developed without the previous express consent by the copyright owner, except for reproduction in daily press and regular printed publications on sale to the public within 60 days of the event related to those data/results and always provided that copyright symbol appears together as follows below.

© DORNA WSBK ORGANIZATION Srl 2020



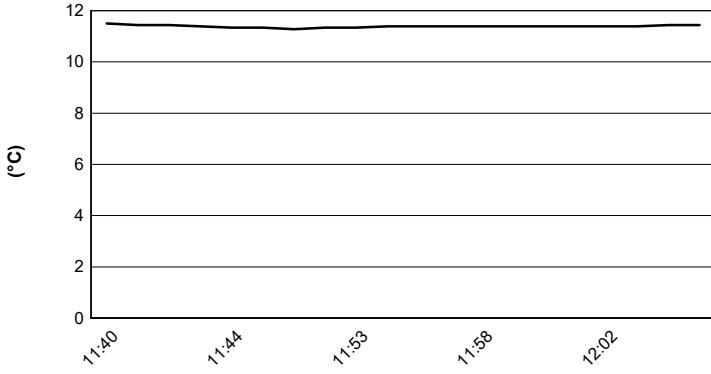


## Pirelli French Round, 2 - 4 October 2020

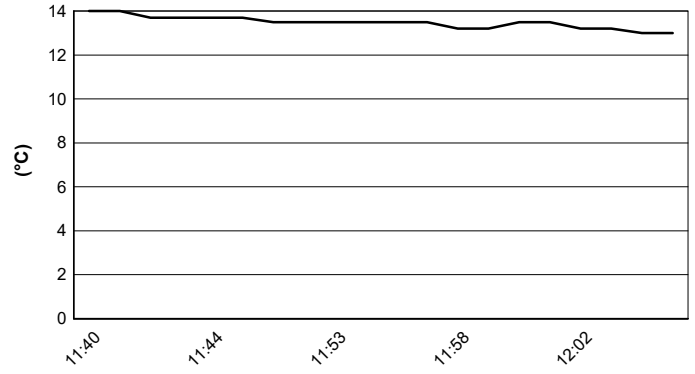
### Weather Report Tissot Superpole

Session started 11:40 - Session ended 12:07

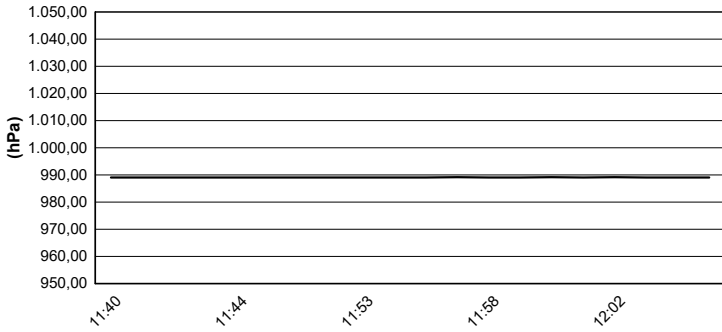
#### Air Temperature



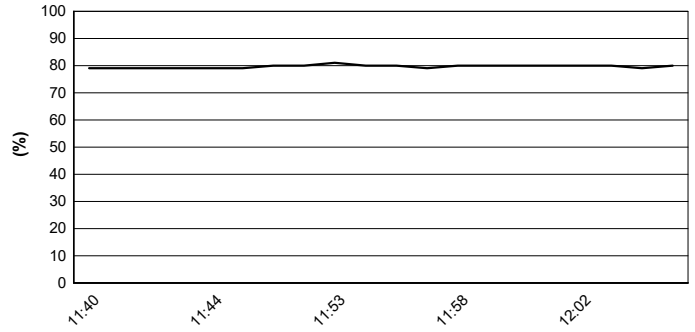
#### Track Temperature



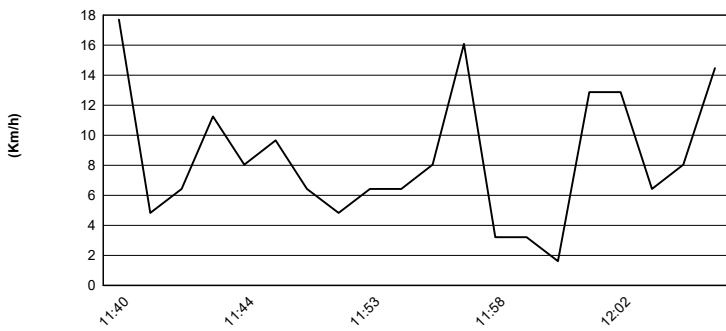
#### Air Pressure



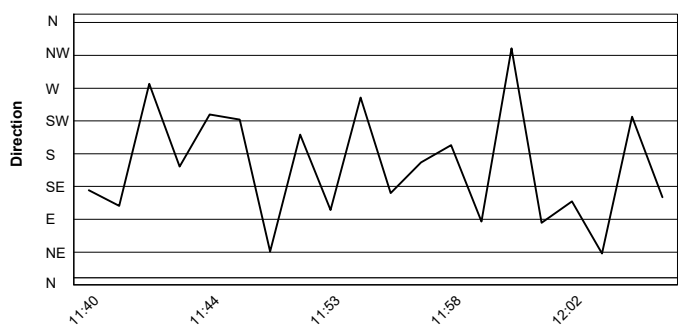
#### Humidity



#### Wind Speed



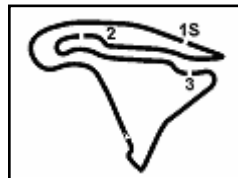
#### Wind Direction



03/10/2020

These data/results cannot be reproduced, stored and/or transmitted in whole or in part by any manner of electronic, mechanical, photocopying, recording, broadcasting or otherwise now known or herein after developed without the previous express consent by the copyright owner, except for reproduction in daily press and regular printed publications on sale to the public within 60 days of the event related to those data/results and always provided that copyright symbol appears together as follows below.

© DORNA WSBK ORGANIZATION Srl 2020



Magny-Cours 4.411 m

## Pirelli French Round, 2 - 4 October 2020

### Superpole Ranking

	2017	2018	2019	2020
<b>01 Phillip Island</b>	Jacobsen (Usa) MvA 1'33.128 (171,8 Km/h)	Mahias (Fra) Yam 1'33.160 (171,8 Km/h)	Caricasulo (Ita) Yam 1'32.604 (172,8 Km/h)	Locatelli (Ita) Yam 1'32.176 (173,6 Km/h)
<b>02 Jerez</b>	Caricasulo (Ita) Yam 1'43.285 (154,2 Km/h)		Krummenacher (Sui) Yam 1'41.775 (156,5 Km/h)	Locatelli (Ita) Yam 1'42.214 (155,8 Km/h)
<b>03 Portimão</b>	Sofuoglu (Tur) Kaw 1'45.541 (156,6 Km/h)	Mahias (Fra) Yam 1'44.588 (158,1 Km/h)	Caricasulo (Ita) Yam 1'44.220 (158,6 Km/h)	Locatelli (Ita) Yam 1'44.627 (158,0 Km/h)
<b>04 Aragón 1</b>	Jacobsen (Usa) MvA 1'54.948 (159,0 Km/h)	Cortese (Ger) Yam 1'53.567 (160,9 Km/h)	Gradinger (Aut) Yam 1'53.972 (160,4 Km/h)	Locatelli (Ita) Yam 1'53.205 (161,5 Km/h)
<b>05 Aragón 2</b>				Locatelli (Ita) Yam 1'53.003 (161,7 Km/h)
<b>06 Barcelona</b>				Locatelli (Ita) Yam 1'44.958 (158,7 Km/h)
<b>07 Magny-Cours</b>	Tuuli (Fin) Yam 1'43.833 (152,9 Km/h)	Caricasulo (Ita) Yam 1'40.416 (158,1 Km/h)	Smith (Gbr) Kaw 1'56.287 (136,6 Km/h)	Smith (Gbr) Yam 1'49.318 (145,3 Km/h)
<b>08 Estoril</b>				

#### 2020

- 6 A. Locatelli
- 1 K. Smith

#### ALL TIMES

- |                   |                   |                   |
|-------------------|-------------------|-------------------|
| 34 K. Sofuoglu    | 3 K. Curtain      | 1 C. Kellner      |
| 22 S. Charpentier | 3 I. MacPherson   | 1 B. MacLeod      |
| 21 J. Cluzel      | 3 A. Pitt         | 1 F. Marino       |
| 17 B. Parkes      | 3 D. Salom        | 1 M. Meregalli    |
| 15 K. Muggeridge  | 3 R. Xaus         | 1 S. Morais       |
| 14 F. Foret       | 2 P. Bontempi     | 1 C. Perolari     |
| 14 S. Lowes       | 2 V. Guareschi    | 1 P. Riba         |
| 10 C. Crutchlow   | 2 M. Lagrive      | 1 S. Sanna        |
| 8 F. Caricasulo   | 2 J. Lascorz      | 1 L. Stapleford   |
| 8 L. Mahias       | 2 M. Pirro        | 1 N. Tuuli        |
| 6 S. Chambon      | 2 L. Scassa       | 1 J. Vd Goorbergh |
| 6 E. Laverty      | 2 <b>K. Smith</b> | 1 J. Whitham      |
| 6 A. Locatelli    | 2 J. Teuchert     |                   |
| 5 P. Casoli       | 2 M. van der Mark |                   |
| 5 K. Fujiwara     | 1 K. Coghlan      |                   |
| 5 P. Jacobsen     | 1 C. Davies       |                   |
| 5 C. Vermeulen    | 1 M. Fabrizio     |                   |
| 4 R. Krummenacher | 1 T. Gradinger    |                   |
| 3 S. Cortese      | 1 C. Jones        |                   |

03/10/2020

These data/results cannot be reproduced, stored and/or transmitted in whole or in part by any manner of electronic, mechanical, photocopying, recording, broadcasting or otherwise now known or herein after developed without the previous express consent by the copyright owner, except for reproduction in daily press and regular printed publications on sale to the public within 60 days of the event related to those data/results and always provided that copyright symbol appears together as follows below.

© DORNA WSBK ORGANIZATION Srl 2020

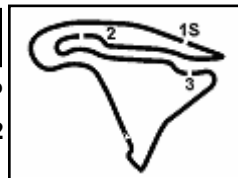
FICR PERUGIA TIMING



Official Tyre Supplier



Official Timekeeper



Magny-Cours 4.411 m

## Pirelli French Round, 2 - 4 October 2020

### Tissot Superpole Award

	Points	Points From First	Points From Previous	March 1 PHILLIP ISLAND	August 2 JEREZ	August 9 PORTIMÃO	August 30 ARAGON	September 6 TERUEL	September 20 BARCELONA	October 4 MAGNY-COURS	October 18 ESTORIL							
<b>1 LOCATELLI</b> Andrea (ITA)	78			12	12	12	12	12	12	6								
<b>2 MAHIAS</b> Lucas (FRA)	48	30		7	6	5	7	5	9	9								
<b>3 CLUZEL</b> Jules (FRA)	36	42	12	6	9	9	6	6										
<b>4 OETTL</b> Philipp (GER)	32	46	4	4	7	4	9	4	4									
<b>5 DE ROSA</b> Raffaele (ITA)	30	48	2	5	3	1	4	7	5	5								
<b>6 VINALES</b> Isaac (ESP)	28	50	2	2	5	6	3	9	2	1								
<b>7 PEROLARI</b> Corentin (FRA)	21	57	7	1	4	7			7	2								
<b>8 GONZALEZ</b> Manuel (ESP)	19	59	2		2	2		2	6	7								
<b>9 SMITH</b> Kyle (GBR)	15	63	4						3	12								
<b>10 SOOMER</b> Hannes (EST)	12	66	3			3	5	3	1									
<b>11 KRUMMENACHER</b> Randy (SUI)	9	69	3	9														
<b>12 ODENDAAL</b> Steven (RSA)	6	72	3	3			2	1										
<b>13 HENDRA PRATAMA</b> Galang (INA)	4	74	2							4								
<b>14 HANIKA</b> Karel (CZE)	3	75	1							3								
<b>15 SEBESTYEN</b> Peter (HUN)	1	77	2				1											
<b>16 OKUBO</b> Hikari (JPN)	1	77	0		1													

03/10/2020 Odd points columns: Tissot Superpole Even points columns: Tissot Superpole Race

These data/results cannot be reproduced, stored and/or transmitted in whole or in part by any manner of electronic, mechanical, photocopying, recording, broadcasting or otherwise now known or herein after developed without the previous express consent by the copyright owner, except for reproduction in daily press and regular printed publications on sale to the public within 60 days of the event related to those data/results and always provided that copyright symbol appears together as follows below.

© DORNA WSBK ORGANIZATION Srl 2020

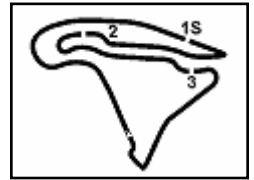
FIKR PERUGIA TIMING



Official Tyre Supplier



Official Timekeeper



Magny-Cours 4.411 m

## Pirelli French Round, 2 - 4 October 2020

### Starting Grid - Race 1

18 Laps x 4,411 km = 79,398 km

3	<b>81 GONZALEZ M.</b> Kawasaki 1'50.064	2	<b>44 MAHIAS L.</b> Kawasaki 1'49.467	1	<b>11 SMITH K.</b> Yamaha 1'49.318	1
6	<b>9 HENDRA PRATAMA G</b> Yamaha 1'50.581	5	<b>3 DE ROSA R.</b> MV Agusta 1'50.577	4	<b>55 LOCATELLI A.</b> Yamaha 1'50.281	2
9	<b>32 VINALES I.</b> Yamaha 1'50.918	8	<b>94 PEROLARI C.</b> Yamaha 1'50.861	7	<b>98 HANIKA K.</b> Yamaha 1'50.671	3
12	<b>78 OKUBO H.</b> Honda 1'51.692	11	<b>30 VAN STRAALEN G.</b> Yamaha 1'51.689	10	<b>99 WEBB D.</b> Yamaha 1'51.377	4
15	<b>4 ODENDAAL S.</b> Yamaha 1'52.837	14	<b>25 VERDOIA A.</b> Yamaha 1'52.322	13	<b>34 MANFREDI K.</b> Yamaha 1'52.054	5
18	<b>5 OETTL P.</b> Kawasaki 1'53.313	17	<b>56 SEBESTYEN P.</b> Yamaha 1'52.893	16	<b>38 SOOMER H.</b> Yamaha 1'52.882	6
21	<b>61 ONCU C.</b> Kawasaki 1'53.845	20	<b>22 FULIGNI F.</b> MV Agusta 1'53.744	19	<b>12 RUIZ CARRANZA A.</b> Yamaha 1'53.576	7
24	<b>52 HOBELSBERGER P.</b> Honda 1'55.895	23	<b>42 FROSSARD S.</b> Yamaha 1'54.181	22	<b>47 BASSANI A.</b> Yamaha 1'53.924	8
				25*	<b>84 CRESSON L.</b> Yamaha 1'53.674	9

N.84 (Cresson L.) will start from the pit lane according to Art. 2.3.9

03/10/2020 The Race Director .....

\* = Penalized

These data/results cannot be reproduced, stored and/or transmitted in whole or in part by any manner of electronic, mechanical, photocopying, recording, broadcasting or otherwise now known or herein after developed without the previous express consent by the copyright owner, except for reproduction in daily press and regular printed publications on sale to the public within 60 days of the event related to those data/results and always provided that copyright symbol appears together as follows below.

© DORNA WSBK ORGANIZATION Srl 2020

FICR PERUGIA TIMING



Official Tyre Supplier



Official Timekeeper