

Pirelli French Round, 2 - 4 October 2020

Chronological Analysis Free Practice 1st Session Gr.A

1° 24 D. BLIN (2'12.598)							
Lap	Seg.1	Seg.2	Seg.3	Seg.4	Lap Time	km/h	Local Time
1							12:30'17.628
2	1'06.212	34.466	35.337	40.525	2'56.540P	166,7	12:33'14.168
3	45.346	32.122	33.098	36.700	2'27.266	171,2	12:35'41.434
4	43.730	31.899	33.912	35.879	2'25.420	171,7	12:38'06.854
5	43.101	30.791	32.386	35.848	2'22.126	171,7	12:40'28.980
6	43.380	31.178	31.882	34.213	2'20.653	177,1	12:42'49.633
7	42.669	30.202	31.121	34.538	2'18.530	172,8	12:45'08.163
8	41.911	29.772	30.757	35.350	2'17.790	174,2	12:47'25.953
9	42.383	29.775	31.075	33.948	2'17.181	176,5	12:49'43.134
10	42.044	29.260	30.873	33.330	2'15.507	172,3	12:51'58.641
11	41.635	29.127	30.532	33.621	2'14.915	172,8	12:54'13.556
12	44.037	29.686	31.400	34.621	2'19.744	168,8	12:56'33.300
13	41.549	28.713	30.321	32.779	2'13.362	173,9	12:58'46.662
14	41.464	28.551	30.091	32.492	2'12.598	172,8	13:00'59.260

5° 8 M. PEREZ (2'13.963)							
Lap	Seg.1	Seg.2	Seg.3	Seg.4	Lap Time	km/h	Local Time
1							12:30'56.768
2	1'04.927	33.496	34.646	36.661	2'49.730P	165,9	12:33'46.498
3	44.965	32.119	32.331	35.559	2'24.974	174,5	12:36'11.472
4	43.554	31.241	31.750	34.816	2'21.361	175,3	12:38'32.833
5	42.724	31.427	32.270	34.366	2'20.787	178,8	12:40'53.620
6	42.425	30.304	30.577	33.639	2'16.945	177,6	12:43'10.565
7	43.430	29.907	30.706	33.483	2'17.526	178,2	12:45'28.091
8	41.992	30.141	30.515	33.293	2'15.941	177,9	12:47'44.032
9	42.026	29.512	30.954	33.379	2'15.871	178,2	12:49'59.903
10	44.065	31.870	32.397	41.616	2'29.948P	170,4	12:52'29.851
11	2'52.763	29.591	30.182	33.227	4'25.763P	177,6	12:56'55.614
12	41.468	28.874	30.223	33.852	2'14.417	179,1	12:59'10.031
13	41.492	29.213	30.179	33.079	2'13.963	178,5	13:01'23.994

2° 27 F. ROVELLI (2'13.348)							
Lap	Seg.1	Seg.2	Seg.3	Seg.4	Lap Time	km/h	Local Time
1		34.937	36.223	37.061		157,7	12:32'47.020
2	46.433	31.679	33.793	34.876	2'26.781	172,5	12:35'13.801
3	44.320	30.826	32.676	34.231	2'22.053	172,5	12:37'35.854
4	44.168	30.491	31.928	33.709	2'20.296	172,8	12:39'56.150
5	43.418	29.534	31.261	33.584	2'17.797	173,4	12:42'13.947
6	42.890	29.032	30.888	33.809	2'16.619	175,3	12:44'30.566
7	42.721	28.975	31.270	33.001	2'15.967	176,5	12:46'46.533
8	42.589	29.142	30.581	32.987	2'15.299	175,1	12:49'01.832
9	42.510	28.575	30.577	33.325	2'14.987	174,5	12:51'16.819
10	42.616	28.831	30.529	33.454	2'15.430	174,5	12:53'32.249
11	42.299	28.750	30.578	32.652	2'14.279	175,6	12:55'46.528
12	42.201	28.513	30.110	32.783	2'13.607	174,8	12:58'00.135
13	42.156	28.409	30.068	32.715	2'13.348	175,1	13:00'13.483

6° 66 E. MCGLINCHEY (2'14.066)							
Lap	Seg.1	Seg.2	Seg.3	Seg.4	Lap Time	km/h	Local Time
1		34.310	33.860	36.615		168,8	12:33'59.668
2	45.037	31.383	32.352	34.980	2'23.752	173,7	12:36'23.420
3	48.624	30.912	31.715	34.841	2'26.092	174,2	12:38'49.512
4	44.741	30.459	32.328	34.420	2'21.948	177,1	12:41'11.460
5	42.825	30.251	31.612	33.763	2'18.451	175,3	12:43'29.911
6	42.486	29.473	30.909	33.742	2'16.610	176,5	12:45'46.521
7	42.162	30.018	31.370	36.317	2'19.867P	177,6	12:48'06.388
8	2'10.167	31.175	32.349	33.778	3'47.469CP	175,9	12:51'53.857
9	41.868	29.037	30.236	33.950	2'15.091C	177,6	12:54'08.948
10	42.387	29.341	30.910	33.270	2'15.908	173,4	12:56'24.856
11	43.604	29.204	30.398	33.066	2'16.272	176,5	12:58'41.128
12	41.516	29.020	30.508	33.022	2'14.066	176,2	13:00'55.194

3° 45 F. MACAN (2'13.676)							
Lap	Seg.1	Seg.2	Seg.3	Seg.4	Lap Time	km/h	Local Time
1		37.633	36.902	40.926		141,3	12:32'59.046
2	45.907	32.506	34.150	36.593	2'29.156	170,6	12:35'28.202
3	44.204	31.201	33.784	36.590	2'25.779	172,3	12:37'53.981
4	43.517	31.054	33.095	35.269	2'22.935	171,7	12:40'16.916
5	43.003	30.484	32.152	34.881	2'20.520	173,9	12:42'37.436
6	42.551	30.262	31.456	34.308	2'18.577	173,4	12:44'56.013
7	42.505	29.959	31.238	34.129	2'17.831	172,5	12:47'13.844
8	42.027	29.573	30.830	33.442	2'15.872	173,7	12:49'29.716
9	41.679	29.038	30.929	33.285	2'14.931	173,1	12:51'44.647
10	41.553	29.170	30.459	34.024	2'15.206	173,7	12:53'59.853
11	41.708	29.384	30.572	33.277	2'14.941	175,9	12:56'14.794
12	41.611	28.871	30.440	33.074	2'13.996	173,1	12:58'28.790
13	41.587	28.683	30.348	33.058	2'13.676	172,5	13:00'42.466

7° 7 J. GIMBERT (2'14.111)							
Lap	Seg.1	Seg.2	Seg.3	Seg.4	Lap Time	km/h	Local Time
1							12:30'59.567
2	1'04.377	32.961	35.253	37.436	2'50.027P	170,6	12:33'49.594
3	44.002	31.832	35.113	36.374	2'27.321	179,1	12:36'16.915
4	42.603	30.798	32.202	35.107	2'20.710	178,5	12:38'37.625
5	42.010	30.475	31.839	35.084	2'19.408	179,4	12:40'57.033
6	42.034	30.616	31.432	34.246	2'18.328	184,6	12:43'15.361
7	41.478	30.963	30.854	34.769	2'18.064	181,5	12:45'33.425
8	41.790	30.551	31.705	34.450	2'18.496	180,0	12:47'51.921
9	41.521	29.581	31.245	34.293	2'16.640	179,7	12:50'08.561
10	41.621	29.272	30.854	34.172	2'15.919	179,4	12:52'24.480
11	41.284	29.420	30.703	33.815	2'15.222	179,4	12:54'39.702
12	41.161	29.110	30.608	33.718	2'14.597	179,7	12:56'54.299
13	41.069	29.083	30.572	33.387	2'14.111	179,4	12:59'08.410

4° 19 V. RODRIGUEZ NUNEZ (2'13.786)							
Lap	Seg.1	Seg.2	Seg.3	Seg.4	Lap Time	km/h	Local Time
1		34.255	34.108	40.399		159,8	12:33'22.324
2	44.585	31.827	32.326	36.668	2'25.406	172,0	12:35'47.730
3	42.213	31.147	31.854	36.074	2'21.288	173,9	12:38'09.018
4	41.719	30.445	31.388	35.126	2'18.678	177,3	12:40'27.696
5	41.797	30.138	30.896	34.997	2'17.828	176,2	12:42'45.524
6	42.301	29.996	30.398	34.983	2'17.678	176,2	12:45'03.202
7	42.003	30.129	30.915	34.758	2'17.805	176,8	12:47'21.007
8	41.648	29.614	30.181	34.420	2'15.863	175,6	12:49'36.870
9	41.671	29.528	30.430	34.245	2'15.874	176,2	12:51'52.744
10	41.567	29.296	29.929	33.744	2'14.536	176,5	12:54'07.280
11	40.810	28.892	30.266	33.818	2'13.786	177,9	12:56'21.066
12	40.632	29.214	30.779	34.932	2'15.557	178,2	12:58'36.623

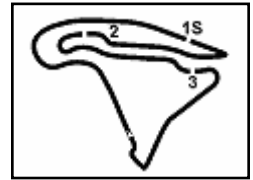
8° 10 U. ORRADRE (2'15.060)							
Lap	Seg.1	Seg.2	Seg.3	Seg.4	Lap Time	km/h	Local Time
1		36.225	37.406	38.825		141,5	12:32'50.612
2	46.585	33.540	35.739	37.640	2'33.504	170,6	12:35'24.116
3	46.091	32.758	34.175	37.404	2'30.428	176,5	12:37'54.544
4	44.203	31.493	33.341	36.261	2'25.298	177,6	12:40'19.842
5	43.462	30.601	31.935	35.854	2'21.852	177,6	12:42'41.694
6	43.300	30.785	31.978	36.547	2'22.610	177,9	12:45'04.304
7	43.198	30.766	32.184	37.117	2'23.265	179,1	12:47'27.569
8	42.952	30.653	31.597	35.213	2'20.415	178,2	12:49'47.984
9	42.361	29.980	31.208	34.632	2'18.181	178,5	12:52'06.165
10	42.049	30.170	30.727	34.612	2'17.558	178,5	12:54'23.723
11	42.289	29.822	30.467	34.214	2'16.792	177,1	12:56'40.515

02/10/2020 P = Pits In/Out - C = Lap Time Cancelled

These data/results cannot be reproduced, stored and/or transmitted in whole or in part by any manner of electronic, mechanical, photocopying, recording, broadcasting or otherwise now known or herein after developed without the previous express consent by the copyright owner, except for reproduction in daily press and regular printed publications on sale to the public within 60 days of the event related to those data/results and always provided that copyright symbol appears together as follows below.

© DORNA WSBK ORGANIZATION Srl 2020





Magny-Cours 4.411 m

Pirelli French Round, 2 - 4 October 2020

Chronological Analysis Free Practice 1st Session Gr.A

2 / 4

Lap	Seg.1	Seg.2	Seg.3	Seg.4	Lap Time	km/h	Local Time
12	41.654	29.361	29.977	34.068	2'15.060	177,6	12:58'55.575
13	41.628	29.584	30.227	33.647	2'15.086	178,8	13:01'10.661
10							42.428 29.935 31.241 34.228 2'17.832 178,8 12:52'34.481
11							42.258 30.179 31.058 34.348 2'17.843 178,5 12:54'52.324
12							42.124 29.776 30.883 34.199 2'16.982 179,7 12:57'09.306
13							41.831 29.368 30.575 33.909 2'15.683 180,9 12:59'24.989
14							41.859 29.542 31.147 34.365 2'16.913 179,4 13:01'41.902
9° 88 B. IERACI (2'15.221)							
Lap	Seg.1	Seg.2	Seg.3	Seg.4	Lap Time	km/h	Local Time
1							12:30'42.696
2	1'00.303	34.294	35.617	43.069	2'53.283P	170,4	12:33'35.979
3	2'27.135	33.048	34.016	37.228	4'11.427P	173,7	12:37'47.406
4	45.499	31.628	33.292	35.765	2'26.184	175,6	12:40'13.590
5	44.278	31.060	32.712	36.490	2'24.540	177,1	12:42'38.130
6	43.615	30.587	31.586	35.382	2'21.170	176,2	12:44'59.300
7	43.368	32.252	33.072	36.432	2'25.124	180,0	12:47'24.424
8	43.683	30.739	31.532	34.633	2'20.587	178,5	12:49'45.011
9	43.063	30.164	30.961	34.565	2'18.753	177,6	12:52'03.764
10	42.656	29.837	30.689	34.225	2'17.407	179,4	12:54'21.171
11	42.523	29.737	30.679	33.923	2'16.862	179,1	12:56'38.033
12	42.262	29.335	30.425	33.756	2'15.778	178,5	12:58'53.811
13	41.897	29.397	30.303	33.624	2'15.221	180,6	13:01'09.032
13° 17 K. MEUFFELS (2'15.748)							
Lap	Seg.1	Seg.2	Seg.3	Seg.4	Lap Time	km/h	Local Time
1							12:30'40.635
2	1'02.998	34.296	35.346	38.045	2'50.685P	155,7	12:33'31.320
3	45.593	32.865	34.548	37.646	2'30.652	169,0	12:36'01.972
4	44.581	32.632	34.209	36.616	2'28.038	177,1	12:38'30.010
5	44.204	32.115	33.640	35.797	2'25.756	178,2	12:40'55.766
6	43.175	31.646	32.566	35.135	2'22.522	181,8	12:43'18.288
7	42.306	31.063	32.057	35.090	2'20.516	182,4	12:45'38.804
8	42.774	30.786	31.694	34.471	2'19.725	183,4	12:47'58.529
9	42.279	30.468	31.620	34.453	2'18.820	180,0	12:50'17.349
10	42.102	30.099	31.398	34.009	2'17.608	184,9	12:52'34.957
11	42.097	30.277	31.240	34.829	2'18.443	182,1	12:54'53.400
12	42.106	29.969	30.748	33.801	2'16.624	184,6	12:57'10.024
13	41.809	29.612	30.628	33.699	2'15.748	184,3	12:59'25.772
14	42.002	30.392	31.489	34.854	2'18.737	183,0	13:01'44.509
14° 72 A. DIAZ (2'15.958)							
Lap	Seg.1	Seg.2	Seg.3	Seg.4	Lap Time	km/h	Local Time
1							12:30'00.787
2	1'00.295	33.530	35.839	37.380	2'47.044P	165,7	12:32'47.831
3	45.602	32.159	33.714	35.261	2'26.736	170,4	12:35'14.567
4	43.668	30.936	32.735	35.045	2'22.384	174,8	12:37'36.951
5	43.561	30.195	31.934	34.481	2'20.171	175,1	12:39'57.122
6	42.828	29.698	31.104	34.320	2'17.950	177,1	12:42'15.072
7	42.465	29.222	30.953	34.207	2'16.847	176,8	12:44'31.919
8	42.814	29.403	30.630	34.441	2'17.288	177,9	12:46'49.207
9	42.542	29.265	30.651	33.754	2'16.212	175,1	12:49'05.419
10	42.434	29.175	30.664	34.513	2'16.786	173,9	12:51'22.205
11	42.547	29.615	30.587	34.102	2'16.851	173,1	12:53'39.056
12	42.519	29.287	30.913	34.220	2'16.939	172,8	12:55'55.995
13	42.335	28.996	30.705	34.170	2'16.206	173,4	12:58'12.201
14	42.401	29.072	30.691	33.794	2'15.958	169,6	13:00'28.159
15° 25 A. KROH (2'16.864)							
Lap	Seg.1	Seg.2	Seg.3	Seg.4	Lap Time	km/h	Local Time
1							12:32'57.358
2	45.891	33.250	34.767	37.606	2'31.514	173,1	12:35'28.872
3	43.447	32.254	33.432	36.650	2'25.783	177,9	12:37'54.655
4	44.121	31.164	32.467	35.461	2'23.213	179,1	12:40'17.868
5	43.124	30.917	31.403	35.128	2'20.572	177,1	12:42'38.440
6	43.909	32.075	31.312	38.335	2'25.631	156,1	12:45'04.071
7	42.643	31.211	32.027	35.777	2'21.658	178,2	12:47'25.729
8	42.548	31.567	31.488	35.453	2'21.056	179,4	12:49'46.785
9	41.784	30.349	30.717	34.601	2'17.451	177,9	12:52'04.236
10	42.236	31.220	33.979	36.655	2'24.090	181,8	12:54'28.326
11	42.025	30.512	31.387	35.336	2'19.260	178,5	12:56'47.586
12	41.765	30.474	30.715	34.965	2'17.919	176,2	12:59'05.505
13	41.807	30.096	30.511	34.450	2'16.864	175,6	13:01'22.369
16° 26 M. GENNAI (2'17.364)							
Lap	Seg.1	Seg.2	Seg.3	Seg.4	Lap Time	km/h	Local Time
1							12:33'05.499
2	46.375	31.944	34.980	37.903	2'31.202	172,5	12:35'36.701
3	44.817	31.530	33.649	35.900	2'25.896	175,1	12:38'02.597
4	45.398	31.399	33.587	35.722	2'26.106	173,4	12:40'28.703
5	43.467	30.689	32.527	34.927	2'21.610	175,9	12:42'50.313

02/10/2020 P = Pits In/Out - C = Lap Time Cancelled

These data/results cannot be reproduced, stored and/or transmitted in whole or in part by any manner of electronic, mechanical, photocopying, recording, broadcasting or otherwise now known or herein after developed without the previous express consent by the copyright owner, except for reproduction in daily press and regular printed publications on sale to the public within 60 days of the event related to those data/results and always provided that copyright symbol appears together as follows below.

© DORNA WSBK ORGANIZATION Srl 2020



Official Fuel Supplier

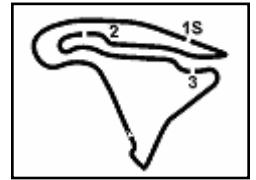


FKR PERGOIA TIMING

Official Tyre Supplier



Official Timekeeper



Pirelli French Round, 2 - 4 October 2020

Chronological Analysis Free Practice 1st Session Gr.A

Magny-Cours 4.411 m

3 / 4

6	42.628	30.356	32.282	34.507	2'19.773	177,9	12:45'10.086	9	43.095	30.686	32.659	35.263	2'21.703	174,8	12:53'56.628
7	42.189	30.482	32.495	34.584	2'19.750	181,2	12:47'29.836	10	43.166	30.644	32.171	34.462	2'20.443	175,3	12:56'17.071
8	42.180	30.295	31.764	34.721	2'18.960	177,6	12:49'48.796	11	42.176	30.317	31.588	34.322	2'18.403	176,2	12:58'35.474
9	41.915	30.040	31.503	34.465	2'17.923	181,5	12:52'06.719	12	42.431	30.497	31.723	34.702	2'19.353	177,1	13:00'54.827
10	41.470	30.336	31.446	34.112	2'17.364	183,0	12:54'24.083								
11	44.153	31.018	33.253	41.365	2'29.789P	176,2	12:56'53.872								
12	1'41.882	30.302	31.879	34.516	3'18.579P	172,8	13:00'12.451								

17° 43 M. GARCIA (2'17.838)							
Lap	Seg.1	Seg.2	Seg.3	Seg.4	Lap Time	km/h	Local Time
1							12:30'37.718
2	1'08.171	38.025	39.495	40.763	3'06.454P	140,0	12:33'44.172
3	47.596	33.056	35.531	37.898	2'34.081	173,9	12:36'18.253
4	45.530	32.656	34.792	37.452	2'30.430	173,1	12:38'48.683
5	45.450	31.898	34.210	36.379	2'27.937	174,2	12:41'16.620
6	44.387	30.923	33.736	36.018	2'25.064	175,9	12:43'41.684
7	43.900	30.806	32.560	35.008	2'22.274	176,5	12:46'03.958
8	43.525	30.427	32.184	34.711	2'20.847	176,5	12:48'24.805
9	45.309	32.389	34.288	38.778	2'30.764P	174,5	12:50'55.569
10	2'11.432	31.707	32.733	35.437	3'51.309P	175,9	12:54'46.878
11	43.541	30.274	31.587	34.421	2'19.823	176,8	12:57'06.701
12	43.035	29.887	31.252	34.589	2'18.763	175,6	12:59'25.464
13	42.446	30.138	31.218	34.036	2'17.838	179,7	13:01'43.302

18° 9 P. GRASSIA (2'18.038)							
Lap	Seg.1	Seg.2	Seg.3	Seg.4	Lap Time	km/h	Local Time
1							12:31'01.382
2	1'11.702	38.095	36.495	38.061	3'04.353P	131,3	12:34'05.735
3	45.927	33.347	33.919	39.065	2'32.258P	157,5	12:36'37.993
4	3'37.103	34.539	33.512	37.824	5'22.978P	142,4	12:42'00.971
5	45.057	31.702	32.258	35.934	2'24.951	172,0	12:44'25.922
6	44.243	31.641	32.585	35.560	2'24.029	176,5	12:46'49.951
7	43.093	30.732	31.227	34.181	2'19.233	175,1	12:49'09.184
8	42.691	30.380	30.822	34.145	2'18.038	172,5	12:51'27.222
9	42.769	33.632	39.458	39.683	2'35.542CP	172,0	12:54'02.764
10	3'08.696	33.606	31.887	34.904	4'49.093P	155,7	12:58'51.857
11	42.713	31.907	32.897	34.392	2'21.909C	172,5	13:01'13.766

19° 84 K. ALOISI (2'18.209)							
Lap	Seg.1	Seg.2	Seg.3	Seg.4	Lap Time	km/h	Local Time
1		35.405	37.113	38.830		150,1	12:32'49.135
2	47.495	33.694	35.662	37.486	2'34.337	166,7	12:35'23.472
3	46.661	32.571	35.053	37.322	2'31.607	173,1	12:37'55.079
4	45.766	32.364	34.095	39.030	2'31.255P	176,5	12:40'26.334
5	3'36.233	32.558	33.326	35.765	5'17.882P	173,4	12:45'44.216
6	44.554	31.219	32.663	35.001	2'23.437	178,2	12:48'07.653
7	44.606	31.398	32.204	35.153	2'23.361	176,5	12:50'31.014
8	44.318	30.708	31.767	34.224	2'21.017	173,9	12:52'52.031
9	43.324	30.248	31.634	33.830	2'19.036	173,9	12:55'11.067
10	42.813	29.978	31.171	34.247	2'18.209	174,8	12:57'29.276
11	42.817	29.673	31.460	34.412	2'18.362	174,8	12:59'47.638
12	43.158	30.273	31.251	33.979	2'18.661	173,9	13:02'06.299

20° 3 M. GAGGI (2'18.403)							
Lap	Seg.1	Seg.2	Seg.3	Seg.4	Lap Time	km/h	Local Time
1		38.421	37.230	41.636		114,5	12:32'59.198
2	46.886	34.897	34.677	40.989	2'37.449P	160,1	12:35'36.647
3	2'01.141	33.927	35.222	39.212	3'49.502P	152,4	12:39'26.149
4	46.094	33.023	34.647	37.717	2'31.481	170,9	12:41'57.630
5	44.880	32.382	33.874	36.797	2'27.933	172,3	12:44'25.563
6	44.463	31.300	32.982	36.499	2'25.244	175,1	12:46'50.807
7	43.625	31.317	32.222	35.233	2'22.397	177,3	12:49'13.204
8	43.506	30.829	32.201	35.185	2'21.721	175,3	12:51'34.925

21° 44 T. BRAMICH (2'20.491)								
Lap	Seg.1	Seg.2	Seg.3	Seg.4	Lap Time	km/h	Local Time	
1			39.065	36.650	40.840		143,7	12:32'59.643
2	46.800	33.869	33.871	37.132	2'31.672	169,3	12:35'31.315	
3	44.034	32.361	32.967	36.597	2'25.959	174,8	12:37'57.274	
4	43.689	31.599	32.349	35.396	2'23.033	173,7	12:40'20.307	
5	43.496	31.178	33.759	37.183	2'25.616	179,4	12:42'45.923	
6	43.375	31.496	32.431	35.971	2'23.273	177,9	12:45'09.196	
7	43.057	31.440	32.657	35.020	2'22.174	177,6	12:47'31.370	
8	42.538	30.861	31.831	35.261	2'20.491	178,5	12:49'51.861	
9	42.701	32.838	33.963	40.282	2'29.784P	178,2	12:52'21.645	
10	2'18.404	33.098	34.199	37.199	4'02.900P	149,3	12:56'24.545	
11	44.187	31.705	33.253	40.123	2'29.268P	177,1	12:58'53.813	

22° 65 S. PINFOLD (2'21.746)								
Lap	Seg.1	Seg.2	Seg.3	Seg.4	Lap Time	km/h	Local Time	
1			35.944	35.609	40.698		157,5	12:33'00.059
2	46.733	34.701	35.489	38.864	2'35.787	159,6	12:35'35.846	
3	45.875	34.609	34.467	38.080	2'33.031	157,3	12:38'08.877	
4	44.275	33.111	34.604	37.245	2'29.235	174,2	12:40'38.112	
5	43.639	32.379	34.259	36.251	2'26.528	174,8	12:43'04.640	
6	43.905	32.142	33.778	35.526	2'25.351	173,9	12:45'29.991	
7	43.511	31.873	33.406	35.787	2'24.577	173,1	12:47'54.568	
8	42.987	31.735	33.433	35.733	2'23.888	174,8	12:50'18.456	
9	42.485	31.196	32.538	35.569	2'21.788	177,9	12:52'40.244	
10	43.052	31.035	32.803	35.094	2'21.984	174,5	12:55'02.228	
11	43.612	30.911	32.708	35.229	2'22.460	175,3	12:57'24.688	
12	43.306	31.629	32.401	35.394	2'22.730	173,1	12:59'47.418	
13	43.546	31.123	32.225	34.852	2'21.746	169,0	13:02'09.164	

23° 18 I. OFFER (2'23.145)								
Lap	Seg.1	Seg.2	Seg.3	Seg.4	Lap Time	km/h	Local Time	
1			35.543	37.069	40.907		163,9	12:34'17.841
2	46.158	33.228	33.766	37.858	2'31.010	169,8	12:36'48.851	
3	45.125	31.961	33.594	37.152	2'27.832	170,4	12:39'16.683	
4	44.466	32.478	33.398	37.010	2'27.352	171,5	12:41'44.035	
5	43.922	31.944	32.937	38.542	2'27.345P	172,8	12:44'11.380	
6	2'39.804	32.274	32.972	36.423	4'21.473P	172,8	12:48'32.853	
7	44.512	32.043	32.958	36.647	2'26.160	172,5	12:50'59.013	
8	43.749	32.324	33.759	36.480	2'26.312C	172,0	12:53'25.325	
9	43.832	32.528	32.884	35.530	2'24.774	171,2	12:55'50.099	
10	43.626	31.083	32.837	36.017	2'23.563	173,7	12:58'13.662	
11	43.638	31.532	32.265	35.710	2'23.145	173,9	13:00'36.807	

24° 77 L. GRUAU (2'24.080)							
Lap	Seg.1	Seg.2	Seg.3	Seg.4	Lap Time	km/h	Local Time
1							12:30'02.453
2	1'04.739	36.918	36.173	40.800	2'58.630P	162,5	12:33'01.083
3	47.675	34.447	34.480	39.493	2'36.095	170,1	12:35'37.178
4	46.031	33.503	34.990	38.155	2'32.679	168,0	12:38'09.857
5	45.589	33.113	34.363	37.058	2'30.123	168,5	12:40'39.980
6	45.909	33.479	33.672	36.891	2'29.951	164,7	12:43'09.931
7	45.783	32.671	33.349	36.836	2'28.639	165,9	12:45'38.570
8	45.308	32.903	33.236	37.048	2'28.495	162,5	12:48'07.065
9	45.013	32.781	32.904	35.988	2'26.686	167,2	12:50'33.751
10	44.850	31.983	32.716	36.030	2'25.579	164,7	12:52'59.330
11	44.868	32.199	32.441	35.729	2'25.237	162,0	12:55'24.567
12	44.601	31.563	32.541	35.375	2'24.080	170,1	12:57'48.647

02/10/2020 P = Pits In/Out - C = Lap Time Cancelled

These data/results cannot be reproduced, stored and/or transmitted in whole or in part by any manner of electronic, mechanical, photocopying, recording, broadcasting or otherwise now known or herein after developed without the previous express consent by the copyright owner, except for reproduction in daily press and regular printed publications on sale to the public within 60 days of the event related to those data/results and always provided that copyright symbol appears together as follows below.

© DORNA WSBK ORGANIZATION Srl 2020



Official Fuel Supplier

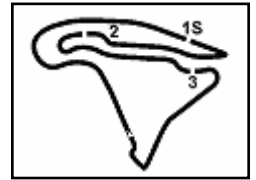


FKR PERGOIA TIMING

Official Tyre Supplier



Official Timekeeper



Magny-Cours 4.411 m

4 / 4

Pirelli French Round, 2 - 4 October 2020
Chronological Analysis Free Practice 1st Session Gr.A

13 44.839 31.885 **32.396** 36.468 2'25.588 162,5 13:00'14.235

25°							
37 P. FRAGOSO (2'29.675)							
Lap	Seg.1	Seg.2	Seg.3	Seg.4	Lap Time	km/h	Local Time
1		37.852	37.106	40.626		137,9	12:32'55.191
2	49.104	35.004	35.420	44.387	2'43.915P	170,1	12:35'39.106
3	1'58.116	33.936	35.281	40.300	3'47.633P	166,7	12:39'26.739
4	46.669	33.896	34.172	39.089	2'33.826	170,6	12:42'00.565
5	45.448	33.138	33.394	37.695	2'29.675	169,8	12:44'30.240

02/10/2020 P = Pits In/Out - C = Lap Time Cancelled

These data/results cannot be reproduced, stored and/or transmitted in whole or in part by any manner of electronic, mechanical, photocopying, recording, broadcasting or otherwise now known or herein after developed without the previous express consent by the copyright owner, except for reproduction in daily press and regular printed publications on sale to the public within 60 days of the event related to those data/results and always provided that copyright symbol appears together as follows below.

© DORNA WSBK ORGANIZATION Srl 2020

