

Magny-Cours 4.411 m

1 / 2

Pirelli French Round, 2 - 4 October 2020

Results Free Practice 1st Session Gr.B

No.	Rider	Nat	Team	Bike	Class	Time	Gap	Rel.	Laps	Speed	
										Avg	Max
1	95 S. DEROUE	NED	MTM Kawasaki MOTOPOST	Kawasaki Ninja 400	B	2'11.369			12	120,878	184,6
2	69 T. BOOTH-AMOS	GBR	RT Motorsports by SKM - Kawasaki	Kawasaki Ninja 400	B	2'12.322	0.953	0.953	10	120,007	180,6
3	54 B. SOFUOGLU	TUR	Biblion Motoxrcing Yamaha WorldSSP300	Yamaha YZF-R3	B	2'13.322	1.953	1.000	12	119,107	175,9
4	32 A. MILLAN GOMEZ	ESP	GP Project	Kawasaki Ninja 400	B	2'13.980	2.611	0.658	13	118,522	182,1
5	14 E. DE LA VEGA	FRA	Machado Came SBK	Yamaha YZF-R3	B	2'14.054	2.685	0.074	12	118,457	179,1
6	85 K. SABATUCCI	ITA	Kawasaki GP Project	Kawasaki Ninja 400	B	2'14.164	2.795	0.110	11	118,360	179,1
7	58 I. IGLESIAS BRAVO	ESP	Scuderia Maranga Racing	Kawasaki Ninja 400	B	2'14.307	2.938	0.143	10	118,234	181,2
8	39 S. RAINERI	ITA	Team Eleven	Kawasaki Ninja 400	B	2'14.629	3.260	0.322	10	117,951	178,2
9	83 M. KAWAKAMI	BRA	Team Brasil AD 78	Yamaha YZF-R3	B	2'14.639	3.270	0.010	11	117,942	177,1
10	48 T. BRIANTI	ITA	Prodina Ircos Team WorldSSP300	Kawasaki Ninja 400	B	2'14.667	3.298	0.028	11	117,918	180,9
11	64 H. DE CANCELLIS	FRA	Team TRASIMENO	Yamaha YZF-R3	B	2'14.865	3.496	0.198	12	117,744	180,6
12	15 A. COPPOLA	ITA	Kawasaki GP Project	Kawasaki Ninja 400	B	2'15.515	4.146	0.650	12	117,180	177,6
13	61 Y. OKAYA	JPN	MTM Kawasaki MOTOPOST	Kawasaki Ninja 400	B	2'15.585	4.216	0.070	12	117,119	184,0
14	87 T. KAWAKAMI	BRA	Yamaha MS Racing	Yamaha YZF-R3	B	2'15.837	4.468	0.252	8	116,902	176,2
15	98 T. BERCOT	FRA	ProGP Racing	Yamaha YZF-R3	B	2'16.023	4.654	0.186	12	116,742	177,3
16	99 A. HUERTAS	ESP	ProGP Racing	Yamaha YZF-R3	B	2'16.238	4.869	0.215	12	116,558	184,0
17	71 T. EDWARDS	AUS	Kawasaki ParkinGO Team	Kawasaki Ninja 400	B	2'16.833	5.464	0.595	13	116,051	184,0
18	35 L. SIMON	CZE	ACCR Czech Talent Team - Willi Race	Kawasaki Ninja 400	B	2'16.913	5.544	0.080	9	115,983	178,2
19	12 R. DORE	FRA	Doré Racing Team	Yamaha YZF-R3	B	2'17.102	5.733	0.189	10	115,823	174,8
20	53 P. SVOBODA	CZE	WRP Wepol Racing	Yamaha YZF-R3	B	2'17.127	5.758	0.025	6	115,802	181,8
21	93 A. QUINET	FRA	TGP Racing	Kawasaki Ninja 400	B	2'17.313	5.944	0.186	13	115,645	177,6
22	23 S. MARKARIAN	FRA	Yamaha MS Racing	Yamaha YZF-R3	B	2'17.616	6.247	0.303	5	115,391	172,5
23	68 J. IOVERNO	ITA	Scuderia Maranga Racing	Kawasaki Ninja 400	B	2'18.122	6.753	0.506	5	114,968	184,6
----- Out 107% in this Session -----											
24	73 J. PEREZ GONZALEZ	ESP	Machado Came SBK	Yamaha YZF-R3	B	2'21.923	10.554	3.801	2	111,889	183,0
25	59 A. ZANCA	ITA	2R Racing	Kawasaki Ninja 400	B				0		

Qualifying Lap Time (107% of 2'11.369): 2'20.566

Top 3 Average Time: 2'12.337

AIR	Humidity:	88%	Temp:	12°C
TRACK	Condition:	Wet	Temp:	15°C

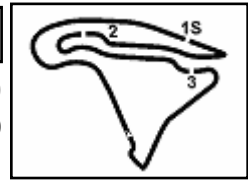
Records	Pole	(SP2)	2018	S.Deroue	1'54.034	139,250	Km/h
	Race	(RC)	2019	S.Deroue	1'54.065	139,220	Km/h
	All Times	(SP2)	2018	S.Deroue	1'54.034	139,250	Km/h

Start 02/10/2020 13:10 End 13:47 The results are provisional until the end of the time limit for protests and appeals and the completion of the technical checks.

These data/results cannot be reproduced, stored and/or transmitted in whole or in part by any manner of electronic, mechanical, photocopying, recording, broadcasting or otherwise now known or herein after developed without the previous express consent by the copyright owner, except for reproduction in daily press and regular printed publications on sale to the public within 60 days of the event related to those data/results and always provided that copyright symbol appears together as follows below.

© DORNA WSBK ORGANIZATION Srl 2020





Pirelli French Round, 2 - 4 October 2020

Results Free Practice 1st Session Gr.B

Session Highlights

Local Time	No. Rider	Description
13.10.00		Start
13.18.43	73 J. PEREZ GONZALEZ	Crashed - Turn 5
13.25.41	35 L. SIMON	Crashed - Turn 13
13.25.51	85 K. SABATUCCI	Current Lap Cancelled - Exceeded Track Limits - Turn 6
13.25.55	35 L. SIMON	Re-joined
13.27.01	68 J. IOVERNO	On the Gravel - Turn 7
13.27.07	53 P. SVOBODA	On the Gravel - Re-Joined - Turn 10
13.27.14	23 S. MARKARIAN	Crashed - Turn 7
13.27.16		RED FLAG
13.32.00		Session Restart
13.41.00	58 I. IGLESIAS BRAVO	Crashed - Turn 2
13.44.07	35 L. SIMON	Current Lap Cancelled - Exceeded Track Limits - Turn 11
13.44.14	69 T. BOOTH-AMOS	Current Lap Cancelled - Exceeded Track Limits - Turn 11
13.44.24	69 T. BOOTH-AMOS	Crashed - Turn 12
13.44.33	35 L. SIMON	Crashed - Turn 12
13.44.38		RED FLAG
13.44.52		SESSION ENDED
13.45.56	15 A. COPPOLA	Crashed - Turn 3
13.47.17		End Of Session

Fastest Laps Sequence

No.	Rider	Nat	Team	Bike	Local Time	Time	Gap	Avg
48	T. BRIANTI	ITA	Prodina Ircos Team WorldSSP300	Kawasaki Ninja 400	13:15'17.486	2'24.180		110,137
68	J. IOVERNO	ITA	Scuderia Maranga Racing	Kawasaki Ninja 400	13:15'23.971	2'23.859	-0.321	110,383
98	T. BERCOT	FRA	ProGP Racing	Yamaha YZF-R3	13:15'27.666	2'22.724	-1.135	111,261
95	S. DEROUE	NED	MTM Kawasaki MOTOPOST	Kawasaki Ninja 400	13:15'43.099	2'18.628	-4.096	114,548
69	T. BOOTH-AMOS	GBR	RT Motorsports by SKM - Kawasaki	Kawasaki Ninja 400	13:17'48.291	2'17.219	-1.409	115,724
95	S. DEROUE	NED	MTM Kawasaki MOTOPOST	Kawasaki Ninja 400	13:17'58.902	2'15.803	-1.416	116,931
69	T. BOOTH-AMOS	GBR	RT Motorsports by SKM - Kawasaki	Kawasaki Ninja 400	13:20'03.704	2'15.413	-0.390	117,268
95	S. DEROUE	NED	MTM Kawasaki MOTOPOST	Kawasaki Ninja 400	13:20'12.587	2'13.685	-1.728	118,784
69	T. BOOTH-AMOS	GBR	RT Motorsports by SKM - Kawasaki	Kawasaki Ninja 400	13:24'32.306	2'13.537	-0.148	118,915
69	T. BOOTH-AMOS	GBR	RT Motorsports by SKM - Kawasaki	Kawasaki Ninja 400	13:26'44.893	2'12.587	-0.950	119,767
69	T. BOOTH-AMOS	GBR	RT Motorsports by SKM - Kawasaki	Kawasaki Ninja 400	13:40'24.235	2'12.322	-0.265	120,007
95	S. DEROUE	NED	MTM Kawasaki MOTOPOST	Kawasaki Ninja 400	13:41'40.518	2'12.065	-0.257	120,241
95	S. DEROUE	NED	MTM Kawasaki MOTOPOST	Kawasaki Ninja 400	13:43'51.887	2'11.369	-0.696	120,878

Start 02/10/2020 13:10 End 13:47 The results are provisional until the end of the time limit for protests and appeals and the completion of the technical checks.

These data/results cannot be reproduced, stored and/or transmitted in whole or in part by any manner of electronic, mechanical, photocopying, recording, broadcasting or otherwise now known or herein after developed without the previous express consent by the copyright owner, except for reproduction in daily press and regular printed publications on sale to the public within 60 days of the event related to those data/results and always provided that copyright symbol appears together as follows below.

© DORNA WSBK ORGANIZATION Srl 2020



Official Fuel Supplier

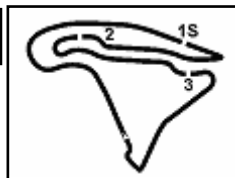


PIRELLI

Official Tyre Supplier



Official Timekeeper



Magny-Cours 4.411 m

Pirelli French Round, 2 - 4 October 2020

Best Sectors & Speed Free Practice 1st Session Gr.B

BEST LAP		
1	95 S. DEROUE	Kawasaki Ninja 400 2'11.369
2	69 T. BOOTH-AMOS	Kawasaki Ninja 400 2'12.322
3	54 B. SOFUOGLU	Yamaha YZF-R3 2'13.322
4	32 A. MILLAN GOMEZ	Kawasaki Ninja 400 2'13.980
5	14 E. DE LA VEGA	Yamaha YZF-R3 2'14.054
6	85 K. SABATUCCI	Kawasaki Ninja 400 2'14.164
7	58 I. IGLESIAS BRAVO	Kawasaki Ninja 400 2'14.307
8	39 S. RAINERI	Kawasaki Ninja 400 2'14.629
9	83 M. KAWAKAMI	Yamaha YZF-R3 2'14.639
10	48 T. BRIANTI	Kawasaki Ninja 400 2'14.667
11	64 H. DE CANCELLIS	Yamaha YZF-R3 2'14.865
12	15 A. COPPOLA	Kawasaki Ninja 400 2'15.515
13	61 Y. OKAYA	Kawasaki Ninja 400 2'15.585
14	87 T. KAWAKAMI	Yamaha YZF-R3 2'15.837
15	98 T. BERCOT	Yamaha YZF-R3 2'16.023
16	99 A. HUERTAS	Yamaha YZF-R3 2'16.238
17	71 T. EDWARDS	Kawasaki Ninja 400 2'16.833
18	35 L. SIMON	Kawasaki Ninja 400 2'16.913
19	12 R. DORE	Yamaha YZF-R3 2'17.102
20	53 P. SVOBODA	Yamaha YZF-R3 2'17.127
21	93 A. QUINET	Kawasaki Ninja 400 2'17.313
22	23 S. MARKARIAN	Yamaha YZF-R3 2'17.616
23	68 J. IOVERNO	Kawasaki Ninja 400 2'18.122
24	73 J. PEREZ GONZALEZ	Yamaha YZF-R3 2'21.923
25	59 A. ZANCA	Kawasaki Ninja 400

SPEED		
1	95 S. DEROUE	Kawasaki Ninja 400 184.6
2	68 J. IOVERNO	Kawasaki Ninja 400 184.6
3	61 Y. OKAYA	Kawasaki Ninja 400 184.0
4	71 T. EDWARDS	Kawasaki Ninja 400 184.0
5	99 A. HUERTAS	Yamaha YZF-R3 184.0
6	73 J. PEREZ GONZALEZ	Yamaha YZF-R3 183.0
7	32 A. MILLAN GOMEZ	Kawasaki Ninja 400 182.1
8	53 P. SVOBODA	Yamaha YZF-R3 181.8
9	58 I. IGLESIAS BRAVO	Kawasaki Ninja 400 181.2
10	48 T. BRIANTI	Kawasaki Ninja 400 180.9
11	64 H. DE CANCELLIS	Yamaha YZF-R3 180.6
12	69 T. BOOTH-AMOS	Kawasaki Ninja 400 180.6
13	85 K. SABATUCCI	Kawasaki Ninja 400 179.1
14	14 E. DE LA VEGA	Yamaha YZF-R3 179.1
15	35 L. SIMON	Kawasaki Ninja 400 178.2
16	39 S. RAINERI	Kawasaki Ninja 400 178.2
17	93 A. QUINET	Kawasaki Ninja 400 177.6
18	15 A. COPPOLA	Kawasaki Ninja 400 177.6
19	98 T. BERCOT	Yamaha YZF-R3 177.3
20	83 M. KAWAKAMI	Yamaha YZF-R3 177.1
21	87 T. KAWAKAMI	Yamaha YZF-R3 176.2
22	54 B. SOFUOGLU	Yamaha YZF-R3 175.9
23	12 R. DORE	Yamaha YZF-R3 174.8
24	23 S. MARKARIAN	Yamaha YZF-R3 172.5

SEG. 1	
1	69 T. BOOTH-AMOS 40.445
2	95 S. DEROUE 40.789
3	32 A. MILLAN GOMEZ 40.973
4	98 T. BERCOT 41.281
5	85 K. SABATUCCI 41.282
6	48 T. BRIANTI 41.378
7	64 H. DE CANCELLIS 41.386
8	99 A. HUERTAS 41.400
9	61 Y. OKAYA 41.421
10	58 I. IGLESIAS BRAVO 41.536
11	39 S. RAINERI 41.572
12	14 E. DE LA VEGA 41.631
13	68 J. IOVERNO 41.651
14	83 M. KAWAKAMI 41.651
15	15 A. COPPOLA 41.701
16	87 T. KAWAKAMI 41.705
17	71 T. EDWARDS 41.826
18	35 L. SIMON 41.987
19	54 B. SOFUOGLU 42.019
20	93 A. QUINET 42.323
21	53 P. SVOBODA 42.359
22	23 S. MARKARIAN 42.474
23	12 R. DORE 42.519
24	73 J. PEREZ GONZALEZ 42.891

SEG. 2	
1	95 S. DEROUE 28.357
2	54 B. SOFUOGLU 28.625
3	69 T. BOOTH-AMOS 28.726
4	58 I. IGLESIAS BRAVO 28.964
5	83 M. KAWAKAMI 29.122
6	64 H. DE CANCELLIS 29.139
7	14 E. DE LA VEGA 29.150
8	87 T. KAWAKAMI 29.169
9	39 S. RAINERI 29.176
10	32 A. MILLAN GOMEZ 29.302
11	35 L. SIMON 29.446
12	12 R. DORE 29.447
13	71 T. EDWARDS 29.532
14	61 Y. OKAYA 29.537
15	48 T. BRIANTI 29.571
16	15 A. COPPOLA 29.589
17	93 A. QUINET 29.689
18	85 K. SABATUCCI 29.726
19	53 P. SVOBODA 29.735
20	99 A. HUERTAS 29.874
21	68 J. IOVERNO 29.896
22	23 S. MARKARIAN 29.976
23	98 T. BERCOT 30.427
24	73 J. PEREZ GONZALEZ 31.047

SEG. 3	
1	95 S. DEROUE 29.533
2	14 E. DE LA VEGA 29.948
3	69 T. BOOTH-AMOS 30.046
4	54 B. SOFUOGLU 30.060
5	48 T. BRIANTI 30.211
6	58 I. IGLESIAS BRAVO 30.215
7	98 T. BERCOT 30.264
8	85 K. SABATUCCI 30.289
9	83 M. KAWAKAMI 30.335
10	32 A. MILLAN GOMEZ 30.337
11	39 S. RAINERI 30.445
12	99 A. HUERTAS 30.552
13	64 H. DE CANCELLIS 30.557
14	15 A. COPPOLA 30.616
15	61 Y. OKAYA 30.628
16	87 T. KAWAKAMI 30.749
17	35 L. SIMON 30.937
18	23 S. MARKARIAN 31.035
19	71 T. EDWARDS 31.120
20	93 A. QUINET 31.181
21	12 R. DORE 31.243
22	68 J. IOVERNO 31.419
23	53 P. SVOBODA 31.492
24	73 J. PEREZ GONZALEZ 31.969

SEG. 4	
1	54 B. SOFUOGLU 32.482
2	95 S. DEROUE 32.497
3	69 T. BOOTH-AMOS 32.780
4	85 K. SABATUCCI 32.866
5	32 A. MILLAN GOMEZ 32.925
6	98 T. BERCOT 33.141
7	14 E. DE LA VEGA 33.241
8	15 A. COPPOLA 33.301
9	64 H. DE CANCELLIS 33.303
10	83 M. KAWAKAMI 33.326
11	58 I. IGLESIAS BRAVO 33.377
12	39 S. RAINERI 33.436
13	48 T. BRIANTI 33.507
14	61 Y. OKAYA 33.510
15	53 P. SVOBODA 33.541
16	12 R. DORE 33.587
17	23 S. MARKARIAN 33.614
18	99 A. HUERTAS 33.629
19	68 J. IOVERNO 33.694
20	35 L. SIMON 33.796
21	87 T. KAWAKAMI 33.820
22	93 A. QUINET 33.930
23	71 T. EDWARDS 34.355
24	73 J. PEREZ GONZALEZ 35.572

02/10/2020

These data/results cannot be reproduced, stored and/or transmitted in whole or in part by any manner of electronic, mechanical, photocopying, recording, broadcasting or otherwise now known or herein after developed without the previous express consent by the copyright owner, except for reproduction in daily press and regular printed publications on sale to the public within 60 days of the event related to those data/results and always provided that copyright symbol appears together as follows below.

© DORNA WSBK ORGANIZATION Srl 2020



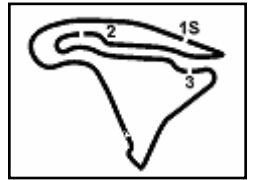
Official Fuel Supplier



Official Tyre Supplier



Official Timekeeper



Magny-Cours 4.411 m

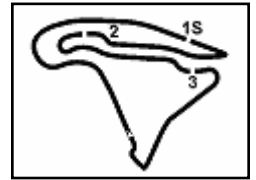
Pirelli French Round, 2 - 4 October 2020

Ideal Times Free Practice 1st Session Gr.B

No.	Rider	Nat	Bike	Seg. 1	Seg. 2	Seg. 3	Seg. 4	Ideal Time		
				Diff. 1	Diff. 2	Diff. 3	Diff. 4	Best Lap	Pos.	Diff.
1	95 S. DEROUE	NED	Kawasaki Ninja 400	40.789 +0.106	28.357	29.533	32.497 +0.087	2'11.176 2'11.369	1	0.193
2	69 T. BOOTH-AMOS	GBR	Kawasaki Ninja 400	40.445	28.726 +0.196	30.046 +0.011	32.780 +0.118	2'11.997 2'12.322	2	0.325
3	54 B. SOFUOGLU	TUR	Yamaha YZF-R3	42.019 +0.136	28.625	30.060	32.482	2'13.186 2'13.322	3	0.136
4	32 A. MILLAN GOMEZ	ESP	Kawasaki Ninja 400	40.973	29.302 +0.236	30.337 +0.117	32.925 +0.090	2'13.537 2'13.980	4	0.443
5	14 E. DE LA VEGA	FRA	Yamaha YZF-R3	41.631	29.150 +0.084	29.948	33.241	2'13.970 2'14.054	5	0.084
6	58 I. IGLESIAS BRAVO	ESP	Kawasaki Ninja 400	41.536 +0.215	28.964	30.215	33.377	2'14.092 2'14.307	7	0.215
7	85 K. SABATUCCI	ITA	Kawasaki Ninja 400	41.282	29.726 +0.001	30.289	32.866	2'14.163 2'14.164	6	0.001
8	64 H. DE CANCELLIS	FRA	Yamaha YZF-R3	41.386 +0.455	29.139 +0.025	30.557	33.303	2'14.385 2'14.865	11	0.480
9	83 M. KAWAKAMI	BRA	Yamaha YZF-R3	41.651	29.122 +0.205	30.335	33.326	2'14.434 2'14.639	9	0.205
10	39 S. RAINERI	ITA	Kawasaki Ninja 400	41.572	29.176	30.445	33.436	2'14.629 2'14.629	8	
11	48 T. BRIANTI	ITA	Kawasaki Ninja 400	41.378	29.571	30.211	33.507	2'14.667 2'14.667	10	
12	61 Y. OKAYA	JPN	Kawasaki Ninja 400	41.421 +0.197	29.537 +0.024	30.628 +0.069	33.510 +0.199	2'15.096 2'15.585	13	0.489
13	98 T. BERCOT	FRA	Yamaha YZF-R3	41.281 +0.722	30.427 +0.188	30.264	33.141	2'15.113 2'16.023	15	0.910
14	15 A. COPPOLA	ITA	Kawasaki Ninja 400	41.701	29.589	30.616 +0.189	33.301 +0.119	2'15.207 2'15.515	12	0.308
15	87 T. KAWAKAMI	BRA	Yamaha YZF-R3	41.705	29.169 +0.394	30.749	33.820	2'15.443 2'15.837	14	0.394
16	99 A. HUERTAS	ESP	Yamaha YZF-R3	41.400	29.874	30.552 +0.081	33.629 +0.702	2'15.455 2'16.238	16	0.783
17	35 L. SIMON	CZE	Kawasaki Ninja 400	41.987 +0.705	29.446 +0.042	30.937	33.796	2'16.166 2'16.913	18	0.747
18	68 J. IOVERNO	ITA	Kawasaki Ninja 400	41.651 +1.462	29.896	31.419	33.694	2'16.660 2'18.122	23	1.462
19	12 R. DORE	FRA	Yamaha YZF-R3	42.519 +0.203	29.447	31.243 +0.103	33.587	2'16.796 2'17.102	19	0.306
20	71 T. EDWARDS	AUS	Kawasaki Ninja 400	41.826	29.532	31.120	34.355	2'16.833 2'16.833	17	
21	23 S. MARKARIAN	FRA	Yamaha YZF-R3	42.474 +0.424	29.976 +0.093	31.035	33.614	2'17.099 2'17.616	22	0.517
22	93 A. QUINET	FRA	Kawasaki Ninja 400	42.323 +0.143	29.689 +0.047	31.181	33.930	2'17.123 2'17.313	21	0.190
23	53 P. SVOBODA	CZE	Yamaha YZF-R3	42.359	29.735	31.492	33.541	2'17.127 2'17.127	20	
24	73 J. PEREZ GONZALEZ	ESP	Yamaha YZF-R3	42.891 +0.444	31.047	31.969	35.572	2'21.479 2'21.923	24	0.444
	59 A. ZANCA	ITA	Kawasaki Ninja 400	One or more sectors missing						
Overall Ideal Time				40.445	28.357	29.533	32.482	2'10.817		

02/10/2020
These data/results cannot be reproduced, stored and/or transmitted in whole or in part by any manner of electronic, mechanical, photocopying, recording, broadcasting or otherwise now known or herein after developed without the previous express consent by the copyright owner, except for reproduction in daily press and regular printed publications on sale to the public within 60 days of the event related to those data/results and always provided that copyright symbol appears together as follows below.
© DORNA WSBK ORGANIZATION Srl 2020





Pirelli French Round, 2 - 4 October 2020

Chronological Analysis Free Practice 1st Session Gr.B

1° 95 S. DEROUE (2'11.369)							
Lap	Seg.1	Seg.2	Seg.3	Seg.4	Lap Time	km/h	Local Time
1							13:10'50.067
2	54.629	31.340	32.569	35.866	2'34.404P	175,1	13:13'24.471
3	42.945	29.907	31.595	34.181	2'18.628	176,5	13:15'43.099
4	41.949	29.340	30.892	33.622	2'15.803	176,8	13:17'58.902
5	41.385	29.143	30.131	33.026	2'13.685	178,2	13:20'12.587
6	41.122	29.473	30.267	33.397	2'14.259	181,2	13:22'26.846
7	41.205	29.095	30.880	33.028	2'14.208	184,6	13:24'41.054
8	41.167	28.959	30.440	33.202	2'13.768	177,3	13:26'54.822
9	41.861	35.258	34.266	38.622	2'30.007CP	171,7	13:29'24.829
10	6'15.723	29.706	31.227	33.567	7'50.223P	172,8	13:37'15.052
11	41.739	28.688	30.199	32.775	2'13.401	175,1	13:39'28.453
12	41.398	28.409	29.761	32.497	2'12.065	174,8	13:41'40.518
13	40.895	28.357	29.533	32.584	2'11.369	175,6	13:43'51.887

5° 14 E. DE LA VEGA (2'14.054)							
Lap	Seg.1	Seg.2	Seg.3	Seg.4	Lap Time	km/h	Local Time
1							13:12'53.775
2	45.129	32.330	31.894	35.216	2'24.569	179,1	13:15'18.344
3	43.114	30.574	31.381	34.540	2'19.609	174,2	13:17'37.953
4	42.499	30.029	30.384	33.931	2'16.843	174,5	13:19'54.796
5	41.871	29.712	30.244	34.003	2'15.830	174,5	13:22'10.626
6	42.059	29.349	30.261	33.392	2'15.061	172,8	13:24'25.687
7	41.631	29.234	29.948	33.241	2'14.054	172,8	13:26'39.741
8	43.520	35.610	35.202	41.886	2'36.218CP	169,8	13:29'15.959
9	4'44.064	30.298	30.821	34.061	6'19.244P	170,9	13:35'35.203
10	42.105	29.413	30.579	33.865	2'15.962	172,8	13:37'51.165
11	43.156	29.430	30.214	33.554	2'16.354	171,2	13:40'07.519
12	42.380	29.493	30.518	33.260	2'15.651	173,4	13:42'23.170
13	41.981	29.150	30.149	33.414	2'14.694C	173,7	13:44'37.864

2° 69 T. BOOTH-AMOS (2'12.322)							
Lap	Seg.1	Seg.2	Seg.3	Seg.4	Lap Time	km/h	Local Time
1		31.577	32.462	34.591		179,4	13:15'31.072
2	42.479	29.805	31.185	33.750	2'17.219	180,6	13:17'48.291
3	41.150	29.283	31.297	33.683	2'15.413	179,7	13:20'03.704
4	41.311	29.355	30.848	33.551	2'15.065	177,3	13:22'18.769
5	41.046	28.983	30.564	32.944	2'13.537	177,1	13:24'32.306
6	40.936	28.726	30.046	32.879	2'12.587	177,1	13:26'44.893
7	41.165	32.789	34.631	41.030	2'29.615CP	177,9	13:29'14.508
8	5'07.743	30.735	31.330	33.977	6'43.785P	170,9	13:35'58.293
9	41.376	29.268	30.196	32.780	2'13.620	176,8	13:38'11.913
10	40.445	28.922	30.057	32.898	2'12.322	179,7	13:40'24.235
11	40.819	28.901	30.083	32.870	2'12.673	175,6	13:42'36.908

6° 85 K. SABATUCCI (2'14.164)							
Lap	Seg.1	Seg.2	Seg.3	Seg.4	Lap Time	km/h	Local Time
1							13:10'17.268
2	1'00.233	34.317	35.186	37.296	2'47.032P	169,3	13:13'04.300
3	44.813	32.368	33.104	35.441	2'25.726	176,5	13:15'30.026
4	43.675	30.909	31.959	35.133	2'21.676	177,6	13:17'51.702
5	42.471	31.616	31.551	37.115	2'22.753P	178,5	13:20'14.455
6	5'08.582	32.951	32.211	35.045	6'48.789CP	176,8	13:27'03.244
7	42.327	34.528	33.480	39.859	2'30.194CP	158,7	13:29'33.438
8	3'55.222	30.738	32.052	34.887	5'32.899P	174,2	13:35'06.337
9	42.408	30.021	31.118	33.646	2'17.193	176,8	13:37'23.530
10	41.968	29.851	30.706	33.190	2'15.715	178,2	13:39'39.245
11	41.386	29.726	30.343	33.590	2'15.045	179,1	13:41'54.290
12	41.282	29.727	30.289	32.866	2'14.164	176,5	13:44'08.454

3° 54 B. SOFUOGLU (2'13.322)							
Lap	Seg.1	Seg.2	Seg.3	Seg.4	Lap Time	km/h	Local Time
1							13:11'37.849
2	1'01.614	32.356	33.315	36.030	2'43.315P	168,5	13:14'21.164
3	44.257	30.121	32.040	34.962	2'21.380	171,2	13:16'42.544
4	43.336	29.724	31.594	33.878	2'18.532	171,2	13:19'01.076
5	42.890	29.567	31.013	33.889	2'17.359	172,0	13:21'18.435
6	42.713	29.306	30.754	33.360	2'16.133	172,8	13:23'34.568
7	42.628	29.009	30.476	33.261	2'15.374	170,4	13:25'49.942
8	43.057	30.045	33.911	43.332	2'30.345CP	170,1	13:28'20.287
9	5'11.123	35.056	32.754	34.363	6'53.296P	142,0	13:35'13.583
10	43.186	29.038	31.128	33.296	2'16.648	172,8	13:37'30.231
11	42.156	29.088	30.774	32.898	2'14.916	175,9	13:39'45.147
12	42.019	29.184	30.206	32.799	2'14.208	170,4	13:41'59.355
13	42.155	28.625	30.060	32.482	2'13.322	173,1	13:44'12.677

7° 58 I. IGLESIAS BRAVO (2'14.307)							
Lap	Seg.1	Seg.2	Seg.3	Seg.4	Lap Time	km/h	Local Time
1							13:13'06.731
2	44.785	31.881	32.688	35.834	2'25.188	174,5	13:15'31.919
3	43.609	30.604	32.027	34.524	2'20.764	178,5	13:17'52.683
4	42.105	30.382	31.240	33.881	2'17.608	178,8	13:20'10.291
5	42.157	29.918	30.722	34.276	2'17.073	181,2	13:22'27.364
6	41.536	29.118	30.872	34.095	2'15.621	177,9	13:24'42.985
7	41.597	29.293	30.825	33.536	2'15.251	177,3	13:26'58.236
8	41.666	34.628	36.377	41.834	2'34.505CP	174,2	13:29'32.741
9	4'49.783	30.960	31.482	34.081	6'26.306P	168,0	13:35'59.047
10	41.901	29.397	30.398	33.437	2'15.133	175,6	13:38'14.180
11	41.751	28.964	30.215	33.377	2'14.307	174,2	13:40'28.487

4° 32 A. MILLAN GOMEZ (2'13.980)							
Lap	Seg.1	Seg.2	Seg.3	Seg.4	Lap Time	km/h	Local Time
1							13:10'14.992
2	1'04.540	35.236	35.442	37.373	2'52.591P	169,6	13:13'07.583
3	43.911	31.609	32.812	36.188	2'24.520	179,7	13:15'32.103
4	42.821	31.052	31.703	34.594	2'20.170	182,1	13:17'52.273
5	41.919	30.651	31.020	34.254	2'17.844	180,0	13:20'10.117
6	41.856	30.289	30.693	33.592	2'16.430	179,7	13:22'26.547
7	41.340	29.937	30.895	33.403	2'15.575	180,6	13:24'42.122
8	40.973	29.538	30.454	33.015	2'13.980	180,0	13:26'56.102
9	41.685	35.655	34.115	40.218	2'31.673CP	158,4	13:29'27.775
10	4'21.897	30.704	31.360	33.458	5'57.419P	170,9	13:35'25.194
11	41.846	29.534	30.540	33.162	2'15.082	177,1	13:37'40.276
12	41.855	29.797	30.465	33.064	2'15.181	176,5	13:39'55.457
13	41.543	29.430	30.354	32.925	2'14.252	176,2	13:42'09.709
14	41.805	29.302	30.337	32.974	2'14.418	178,2	13:44'24.127

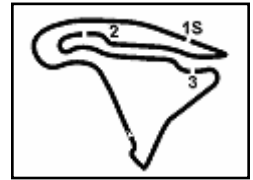
8° 39 S. RAINERI (2'14.629)							
Lap	Seg.1	Seg.2	Seg.3	Seg.4	Lap Time	km/h	Local Time
1							13:13'33.783
2	45.073	32.236	33.534	36.640	2'27.483	175,1	13:16'01.266
3	44.539	31.252	33.326	36.134	2'25.251	172,3	13:18'26.517
4	44.009	31.072	32.598	35.273	2'22.952	174,2	13:20'49.469
5	43.264	30.524	32.085	34.753	2'20.626	172,8	13:23'10.095
6	43.003	30.286	32.295	39.580	2'25.164P	172,5	13:25'35.259
7	7'54.674	32.155	32.513	35.623	9'34.965P	169,3	13:35'10.224
8	43.384	30.205	31.436	34.302	2'19.327	173,7	13:37'29.551
9	41.907	29.595	31.105	33.644	2'16.251	178,2	13:39'45.802
10	41.901	29.545	30.783	33.803	2'16.032	177,3	13:42'01.834
11	41.572	29.176	30.445	33.436	2'14.629	177,9	13:44'16.463

9° 83 M. KAWAKAMI (2'14.639)							
Lap	Seg.1	Seg.2	Seg.3	Seg.4	Lap Time	km/h	Local Time
1							13:13'33.783
2	45.073	32.236	33.534	36.640	2'27.483	175,1	13:16'01.266
3	44.539	31.252	33.326	36.134	2'25.251	172,3	13:18'26.517
4	44.009	31.072	32.598	35.273	2'22.952	174,2	13:20'49.469
5	43.264	30.524	32.085	34.753	2'20.626	172,8	13:23'10.095
6	43.003	30.286	32.295	39.580	2'25.164P	172,5	13:25'35.259
7	7'54.674	32.155	32.513	35.623	9'34.965P	169,3	13:35'10.224
8	43.384	30.205	31.436	34.302	2'19.327	173,7	13:37'29.551
9	41.907	29.595	31.105	33.644	2'16.251	178,2	13:39'45.802
10	41.901	29.545	30.783	33.803	2'16.032	177,3	13:42'01.834
11	41.572	29.176	30.445	33.436	2'14.629	177,9	13:44'16.463

02/10/2020 P = Pits In/Out - C = Lap Time Cancelled

These data/results cannot be reproduced, stored and/or transmitted in whole or in part by any manner of electronic, mechanical, photocopying, recording, broadcasting or otherwise now known or herein after developed without the previous express consent by the copyright owner, except for reproduction in daily press and regular printed publications on sale to the public within 60 days of the event related to those data/results and always provided that copyright symbol appears together as follows below.

© D



Pirelli French Round, 2 - 4 October 2020

Chronological Analysis Free Practice 1st Session Gr.B

Magny-Cours 4.411 m

2 / 3

1	36.529	35.033	38.860	147,4	13:13'31.289	2	1'00.346	33.255	34.554	36.831	2'44.986P	172,5	13:13'06.781		
2	45.149	32.272	32.531	36.211	2'26.163	172,5	13:15'57.452	3	44.550	31.213	32.734	35.377	2'23.874	178,5	13:15'30.655
3	43.659	31.449	33.852	36.493	2'25.453	175,1	13:18'22.905	4	43.693	30.767	31.810	34.509	2'20.779	182,1	13:17'51.434
4	43.212	30.988	31.826	35.280	2'21.306	174,5	13:20'44.211	5	42.579	30.516	31.084	34.117	2'18.296	180,0	13:20'09.730
5	42.470	30.516	31.922	34.953	2'19.861	177,1	13:23'04.072	6	42.472	30.865	31.114	33.700	2'18.151	183,0	13:22'27.881
6	42.446	30.263	32.716	35.109	2'20.534	176,5	13:25'24.606	7	41.618	29.561	30.697	33.709	2'15.585	183,0	13:24'43.466
7	42.728	30.161	30.929	39.766	2'23.584CP	173,4	13:27'48.190	8	41.421	29.864	31.925	33.790	2'17.000	184,0	13:27'00.466
8	6'24.089	31.229	32.237	35.120	8'02.675P	168,8	13:35'50.865	9	41.840	34.873	34.810	42.563	2'34.086CP	175,6	13:29'34.552
9	43.209	29.797	30.691	34.188	2'17.885	172,8	13:38'08.750	10	5'09.279	31.797	32.919	34.620	6'48.615P	171,7	13:36'23.167
10	42.348	29.954	30.882	34.130	2'17.314	173,4	13:40'26.064	11	43.220	30.368	31.189	33.961	2'18.738	175,1	13:38'41.905
11	41.651	29.327	30.335	33.326	2'14.639	174,5	13:42'40.703	12	42.450	29.821	30.746	33.614	2'18.631	176,2	13:40'58.536
12	41.741	29.122	32.157	39.108	2'22.128CP	173,9	13:45'02.831	13	42.340	29.961	30.628	33.510	2'16.439	175,3	13:43'14.975

10° 48 T. BRIANTI (2'14.667)							
Lap	Seg.1	Seg.2	Seg.3	Seg.4	Lap Time	km/h	Local Time
1		33.393	34.685	39.077		174,2	13:12'53.306
2	45.028	31.181	32.200	35.771	2'24.180	177,6	13:15'17.486
3	42.557	30.256	31.241	34.680	2'18.734	178,5	13:17'36.220
4	42.296	29.952	30.699	34.427	2'17.374	178,8	13:19'53.594
5	41.597	29.861	31.198	39.155	2'21.811P	178,8	13:22'15.405
6	3'12.646	30.440	30.805	34.597	4'48.488P	180,9	13:27'03.893
7	43.485	36.484	34.877	44.184	2'39.030CP	125,1	13:29'42.923
8	3'41.385	31.159	32.672	34.803	5'20.019P	172,0	13:35'02.942
9	42.042	29.684	30.634	33.905	2'16.265	178,8	13:37'19.207
10	41.579	29.694	30.627	33.595	2'15.495	178,5	13:39'34.702
11	41.378	29.571	30.211	33.507	2'14.667	177,9	13:41'49.369
12	41.636	29.583	30.372	33.768	2'15.359	177,9	13:44'04.728

14° 87 T. KAWAKAMI (2'15.837)							
Lap	Seg.1	Seg.2	Seg.3	Seg.4	Lap Time	km/h	Local Time
1		31.748	32.852	36.808		169,3	13:14'03.762
2	43.205	30.460	31.429	34.659	2'19.753	173,4	13:16'23.515
3	42.081	29.769	30.891	34.235	2'16.976	173,1	13:18'40.491
4	41.763	29.684	31.264	33.993	2'16.704	173,4	13:20'57.195
5	5'56.850	30.659	34.861	42.027	7'44.397CP	170,4	13:28'41.592
6	6'05.189	30.856	32.374	34.743	7'43.162P	170,6	13:36'24.754
7	42.090	30.356	31.278	34.903	2'18.627	176,2	13:38'43.381
8	41.705	29.563	30.749	33.820	2'15.837	175,6	13:40'59.218
9	42.299	30.066	31.097	34.391	2'17.853	175,1	13:43'17.071

11° 64 H. DE CANCELLIS (2'14.865)							
Lap	Seg.1	Seg.2	Seg.3	Seg.4	Lap Time	km/h	Local Time
1							13:09'58.926
2	1'13.202	33.256	35.813	38.002	3'00.273P	168,5	13:12'59.199
3	46.058	31.721	33.581	36.218	2'27.578	170,6	13:15'26.777
4	44.483	30.681	32.473	35.043	2'22.680	176,8	13:17'49.457
5	42.703	30.264	31.850	34.921	2'19.738	176,8	13:20'09.195
6	42.767	30.132	31.679	34.628	2'19.206	176,8	13:22'28.401
7	41.732	29.626	31.006	34.089	2'16.453	180,6	13:24'44.854
8	42.251	29.581	31.586	39.304	2'22.722P	178,8	13:27'07.578
9	6'21.173	34.063	33.021	35.175	8'03.432P	156,8	13:35'11.006
10	42.836	29.673	31.528	34.087	2'18.124	180,3	13:37'29.132
11	42.271	30.012	31.288	33.556	2'17.127	177,1	13:39'46.259
12	41.386	29.139	30.963	33.559	2'15.047	179,7	13:42'01.306
13	41.841	29.164	30.557	33.303	2'14.865	176,2	13:44'16.171

15° 98 T. BERCOT (2'16.023)							
Lap	Seg.1	Seg.2	Seg.3	Seg.4	Lap Time	km/h	Local Time
1							13:10'20.224
2	59.511	33.253	34.249	37.705	2'44.718P	169,3	13:13'04.942
3	44.320	31.530	31.692	35.182	2'22.724	177,3	13:15'27.666
4	42.568	31.183	30.788	34.198	2'18.737	173,7	13:17'46.403
5	41.310	30.889	31.879	38.916	2'22.994P	177,3	13:20'09.397
6	59.740	32.103	32.080	35.513	2'39.436P	168,3	13:22'48.833
7	42.651	32.175	31.476	35.267	2'21.569	169,8	13:25'10.402
8	42.271	31.632	31.632	39.045	2'24.580CP	170,9	13:27'34.982
9	5'49.172	32.305	32.148	35.070	7'28.695P	167,5	13:35'03.677
10	42.317	30.641	30.849	34.280	2'18.087	173,9	13:37'21.764
11	41.706	30.427	30.518	33.471	2'16.122	172,0	13:39'37.886
12	41.281	30.586	30.452	33.762	2'16.081	176,5	13:41'53.967
13	42.003	30.615	30.264	33.141	2'16.023	174,8	13:44'09.990

12° 15 A. COPPOLA (2'15.515)							
Lap	Seg.1	Seg.2	Seg.3	Seg.4	Lap Time	km/h	Local Time
1							13:10'34.546
2	1'06.383	35.208	34.877	37.396	2'53.864P	153,7	13:13'28.410
3	46.137	31.908	33.194	36.003	2'27.242	172,0	13:15'55.652
4	44.660	31.531	32.727	35.559	2'24.477	170,1	13:18'20.129
5	44.054	31.540	32.116	34.802	2'22.512	171,7	13:20'42.641
6	43.431	30.840	31.714	34.619	2'20.604	172,5	13:23'03.245
7	42.579	30.108	31.352	33.747	2'17.786	173,4	13:25'21.031
8	42.960	30.020	31.488	38.818	2'23.286CP	172,8	13:27'44.317
9	5'33.668	35.137	34.789	34.645	7'18.239P	148,6	13:35'02.556
10	42.708	30.258	31.590	33.840	2'18.396	173,9	13:37'20.952
11	42.442	29.674	30.992	33.301	2'16.409	174,5	13:39'37.361
12	41.759	30.057	30.616	33.943	2'16.375	176,8	13:41'53.736
13	41.701	29.589	30.805	33.420	2'15.515	177,6	13:44'09.251

16° 99 A. HUERTAS (2'16.238)							
Lap	Seg.1	Seg.2	Seg.3	Seg.4	Lap Time	km/h	Local Time
1		34.809	34.631	37.205		140,2	13:13'09.605
2	44.059	31.756	32.524	34.830	2'23.169	177,6	13:15'32.774
3	42.861	31.233	31.756	35.001	2'20.851	181,8	13:17'53.625
4	42.320	30.957	31.735	34.687	2'19.699	179,4	13:20'13.324
5	41.846	30.306	30.838	34.006	2'16.996	179,1	13:22'30.320
6	41.860	30.175	30.552	33.796	2'16.383	177,6	13:24'46.703
7	41.400	29.874	30.633	34.331	2'16.238	184,0	13:27'02.941
8	44.061	36.327	35.325	43.800	2'39.513CP	134,1	13:29'42.454
9	3'39.151	31.958	32.358	34.936	5'18.403P	170,9	13:35'00.857
10	42.553	30.450	31.021	33.763	2'17.787	173,9	13:37'18.644
11	42.224	30.657	30.869	34.061	2'17.811	177,9	13:39'36.455
12	42.177	30.229	30.604	33.827	2'16.837	173,4	13:41'53.292
13	42.070	30.998	31.516	33.629	2'18.213	175,1	13:44'11.505

13° 61 Y. OKAYA (2'15.585)							
Lap	Seg.1	Seg.2	Seg.3	Seg.4	Lap Time	km/h	Local Time
1							13:10'21.795
2	46.086	32.299	33.101	36.342	2'27.828	175,3	13:15'20.476
3	43.304	31.047	32.429	36.188	2'22.968	177,1	13:17'43.444
4	42.849	30.654	32.558	36.419	2'22.480	176,5	13:20'05.924

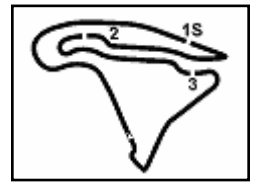
17° 71 T. EDWARDS (2'16.833)							
Lap	Seg.1	Seg.2	Seg.3	Seg.4	Lap Time	km/h	Local Time
1		34.784	36.115	39.859		167,0	13:12'52.648
2	46.086	32.299	33.101	36.342	2'27.828	175,3	13:15'20.476
3	43.304	31.047	32.429	36.188	2'22.968	177,1	13:17'43.444
4	42.849	30.654	32.558	36.419	2'22.480	176,5	13:20'05.924

02/10/2020 P = Pits In/Out - C = Lap Time Cancelled

These data/results cannot be reproduced, stored and/or transmitted in whole or in part by any manner of electronic, mechanical, photocopying, recording, broadcasting or otherwise now known or herein after developed without the previous express consent by the copyright owner, except for reproduction in daily press and regular printed publications on sale to the public within 60 days of the event related to those data/results and always provided that copyright symbol appears together as follows below.

© DORNA WSBK ORGANIZATION Srl 2020





Magny-Cours 4.411 m

3 / 3

Pirelli French Round, 2 - 4 October 2020

Chronological Analysis Free Practice 1st Session Gr.B

Lap	Seg.1	Seg.2	Seg.3	Seg.4	Lap Time	km/h	Local Time
5	42.494	30.485	31.537	34.592	2'19.108	180,6	13:22'25.032
6	41.879	29.990	31.548	35.227	2'18.644	179,4	13:24'43.676
7	41.848	30.150	31.576	34.922	2'18.496	184,0	13:27'02.172
8	42.700	34.465	35.552	41.986	2'34.703CP	150,5	13:29'36.875
9	3'48.864	31.665	32.647	37.594	5'30.770P	169,6	13:35'07.645
10	42.189	30.138	31.698	34.870	2'18.895	178,8	13:37'26.540
11	42.106	29.990	31.312	34.457	2'17.865	178,2	13:39'44.405
12	42.155	29.630	31.392	34.828	2'18.005	176,2	13:42'02.410
13	41.826	29.532	31.120	34.355	2'16.833	180,9	13:44'19.243
14	41.949	34.539	36.456	46.319	2'39.263CP	177,9	13:46'58.506

22° 23 S. MARKARIAN (2'17.616)							
Lap	Seg.1	Seg.2	Seg.3	Seg.4	Lap Time	km/h	Local Time
1		35.504	35.309	38.200		161,3	13:14'00.778
2	46.302	31.263	32.621	35.751	2'25.937	172,0	13:16'26.715
3	43.853	30.997	32.234	34.991	2'22.075	172,5	13:18'48.790
4	43.237	30.418	31.839	34.477	2'19.971	172,0	13:21'08.761
5	42.898	30.069	31.035	33.614	2'17.616	172,0	13:23'26.377
6	42.826	29.976	31.319	34.018	2'18.139	171,7	13:25'44.516

18° 35 L. SIMON (2'16.913)							
Lap	Seg.1	Seg.2	Seg.3	Seg.4	Lap Time	km/h	Local Time
1		34.302	34.462	39.728		162,9	13:12'54.486
2	45.111	32.535	33.928	36.189	2'27.763	176,5	13:15'22.249
3	44.639	31.144	33.196	41.860	2'30.839P	178,2	13:17'53.088
4	1'41.001	31.099	31.844	34.520	3'18.464P	175,6	13:21'11.552
5	42.692	29.488	30.937	33.796	2'16.913	177,1	13:23'28.465
6	41.987	29.446	31.122	1'15.675	2'58.230P	178,2	13:26'26.695
7	7'10.035	32.731	33.432	36.809	8'53.007P	167,7	13:35'19.702
8	44.303	30.761	32.231	36.748	2'24.043	175,9	13:37'43.745
9	43.779	30.364	31.750	35.215	2'21.108	176,5	13:40'04.853
10	43.530	30.652	31.970	34.738	2'20.890	174,5	13:42'25.743

23° 68 J. IOVERNO (2'18.122)							
Lap	Seg.1	Seg.2	Seg.3	Seg.4	Lap Time	km/h	Local Time
1		32.826	34.044	37.537		168,5	13:13'00.112
2	45.018	30.983	32.596	35.262	2'23.859	174,2	13:15'23.971
3	43.108	31.028	31.947	34.457	2'20.540	180,0	13:17'44.511
4	42.550	30.139	32.456	34.484	2'19.629	184,6	13:20'04.140
5	42.659	30.353	31.986	34.170	2'19.168	174,2	13:22'23.308
6	43.113	29.896	31.419	33.694	2'18.122	173,9	13:24'41.430

24° 73 J. PEREZ GONZALEZ (2'21.923)							
Lap	Seg.1	Seg.2	Seg.3	Seg.4	Lap Time	km/h	Local Time
1		34.199	34.538	39.702		168,3	13:12'52.897
2	46.098	32.381	34.684	35.720	2'28.883	179,1	13:15'21.780
3	43.335	31.047	31.969	35.572	2'21.923	180,3	13:17'43.703

19° 12 R. DORE (2'17.102)							
Lap	Seg.1	Seg.2	Seg.3	Seg.4	Lap Time	km/h	Local Time
1		32.270	33.325	35.608		166,5	13:13'33.299
2	44.578	31.184	32.349	34.396	2'22.507	170,4	13:15'55.806
3	44.586	31.685	32.715	35.553	2'24.539	166,5	13:18'20.345
4	43.884	31.250	32.475	34.829	2'22.438	169,3	13:20'42.783
5	43.375	29.991	32.068	34.426	2'19.860	174,8	13:23'02.643
6	43.272	30.227	31.642	33.876	2'19.017	172,3	13:25'21.660
7	42.660	30.285	31.621	39.342	2'23.908CP	174,8	13:27'45.568
8	6'37.103	30.682	31.243	33.924	8'12.952P	172,8	13:35'58.520
9	42.519	29.693	31.602	33.707	2'17.521	170,4	13:38'16.041
10	42.722	29.447	31.346	33.587	2'17.102	170,1	13:40'33.143
11	42.961	29.588	31.532	34.388	2'18.469	172,0	13:42'51.612

20° 53 P. SVOBODA (2'17.127)							
Lap	Seg.1	Seg.2	Seg.3	Seg.4	Lap Time	km/h	Local Time
1		35.268	35.380	40.040		166,2	13:12'53.902
2	45.536	32.333	33.618	35.551	2'27.038	177,6	13:15'20.940
3	43.797	30.417	32.336	35.680	2'22.230	177,9	13:17'43.170
4	43.219	30.317	33.198	34.679	2'21.413	180,6	13:20'04.583
5	42.359	29.735	31.492	33.541	2'17.127	181,8	13:22'21.710
6	42.398	29.831	31.824	33.838	2'17.891	174,8	13:24'39.601
7	42.743	29.921	1'32.893	50.801	3'36.358CP	176,8	13:28'15.959

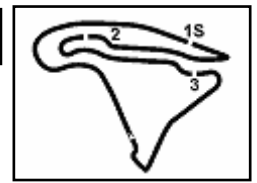
21° 93 A. QUINET (2'17.313)							
Lap	Seg.1	Seg.2	Seg.3	Seg.4	Lap Time	km/h	Local Time
1							13:10'12.321
2	59.087	32.569	33.222	37.390	2'42.268P		13:12'54.589
3	44.465	33.173	33.060	36.360	2'27.058	177,6	13:15'21.647
4	43.268	31.068	32.515	35.575	2'22.426		13:17'44.073
5	42.896	30.807	32.528	35.056	2'21.287		13:20'05.360
6	42.678	30.022	31.540	34.330	2'18.570		13:22'23.930
7	42.617	29.965	31.809	34.218	2'18.609		13:24'42.539
8	42.323	30.338	31.912	34.025	2'18.598		13:27'01.137
9	42.499	34.523	35.263	41.768	2'34.053CP		13:29'35.190
10	4'30.192	30.764	32.683	34.507	6'08.146P		13:35'43.336
11	44.137	30.382	32.269	34.929	2'21.717		13:38'05.053
12	44.075	30.062	31.844	34.189	2'20.170		13:40'25.223
13	42.466	29.736	31.181	33.930	2'17.313		13:42'42.536

02/10/2020 P = Pits In/Out - C = Lap Time Cancelled

These data/results cannot be reproduced, stored and/or transmitted in whole or in part by any manner of electronic, mechanical, photocopying, recording, broadcasting or otherwise now known or herein after developed without the previous express consent by the copyright owner, except for reproduction in daily press and regular printed publications on sale to the public within 60 days of the event related to those data/results and always provided that copyright symbol appears together as follows below.

© DORNA WSBK ORGANIZATION Srl 2020

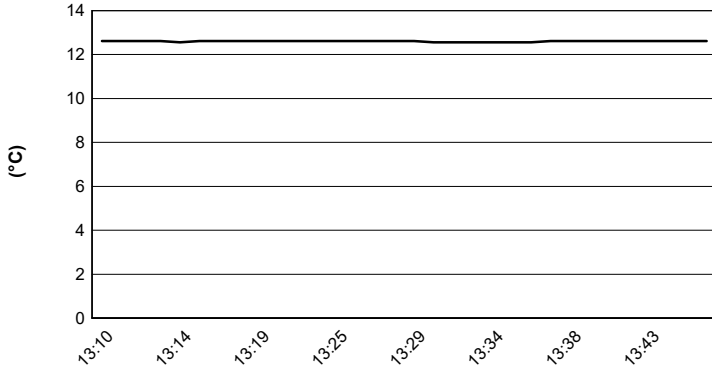




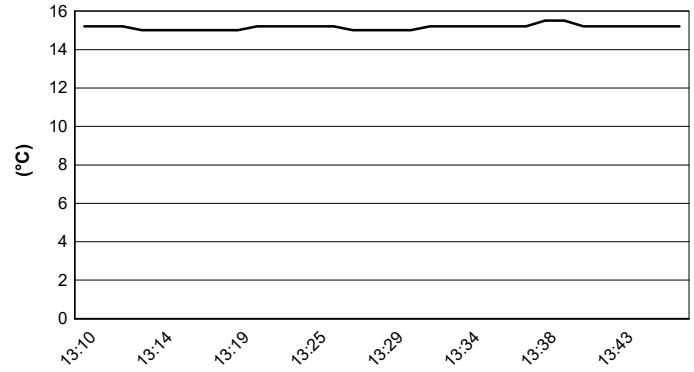
Magny-Cours 4.411 m

Pirelli French Round, 2 - 4 October 2020
Weather Report Free Practice 1st Session Gr.B
 Session started 13:10 - Session ended 13:47

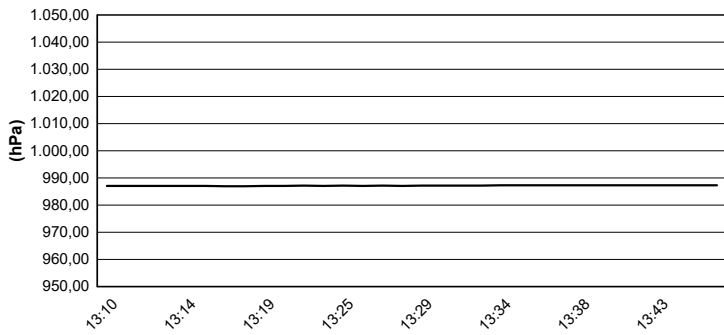
Air Temperature



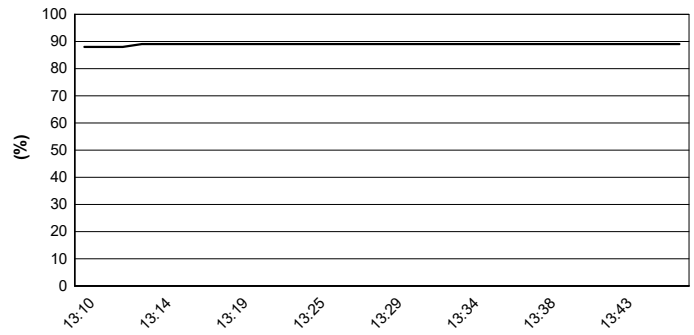
Track Temperature



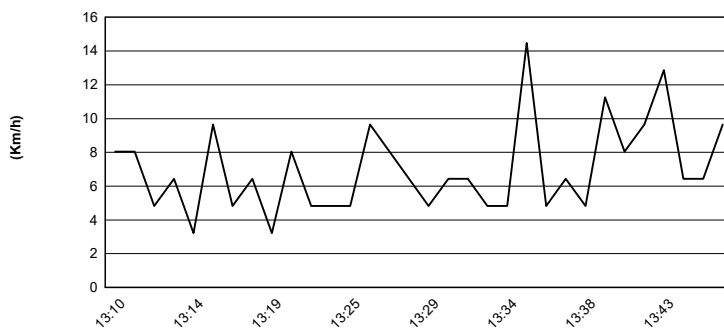
Air Pressure



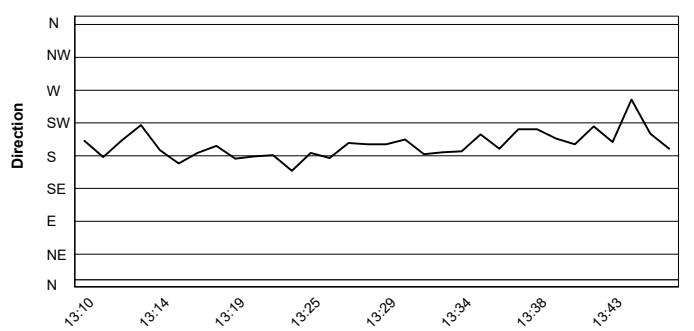
Humidity



Wind Speed



Wind Direction



02/10/2020

These data/results cannot be reproduced, stored and/or transmitted in whole or in part by any manner of electronic, mechanical, photocopying, recording, broadcasting or otherwise now known or herein after developed without the previous express consent by the copyright owner, except for reproduction in daily press and regular printed publications on sale to the public within 60 days of the event related to those data/results and always provided that copyright symbol appears together as follows below.

© DORNA WSBK ORGANIZATION Srl 2020



Official Fuel Supplier

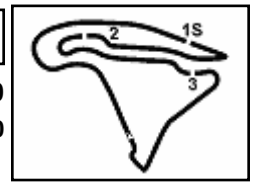


FICR PERUGIA TIMING

Official Tyre Supplier



Official Timekeeper



Pirelli French Round, 2 - 4 October 2020

Free Practices Combined Times after FP1

No.	Rider	Nat	Team	Bike	Class	FP1	FP2	FP3	Time	Gap	Rel.	Avg	LL
1	95 S. DEROUE	NED	MTM Kawasaki MOTOPOST	Kawasaki Ninja 400	B	2'11.369			2'11.369			120,878	12
2	69 T. BOOTH-AMOS	GBR	RT Motorsports by SKM - Kawasaki	Kawasaki Ninja 400	B	2'12.322			2'12.322	0.953	0.953	120,007	10
3	24 D. BLIN	POL	Biblion Motoxtracing Yamaha WorldSSP300	Yamaha YZF-R3	A	2'12.598			2'12.598	1.229	0.276	119,757	13
4	54 B. SOFUOGLU	TUR	Biblion Motoxtracing Yamaha WorldSSP300	Yamaha YZF-R3	B	2'13.322			2'13.322	1.953	0.724	119,107	12
5	27 F. ROVELLI	ITA	Kawasaki ParkinGO Team	Kawasaki Ninja 400	A	2'13.348			2'13.348	1.979	0.026	119,084	12
6	45 F. MACAN	BRA	Team Brasil AD 78	Yamaha YZF-R3	A	2'13.676			2'13.676	2.307	0.328	118,792	12
7	19 V. RODRIGUEZ NUNEZ	ESP	EAB Ten Kate Racing	Yamaha YZF-R3	A	2'13.786			2'13.786	2.417	0.110	118,694	12
8	8 M. PEREZ	ESP	Prodina Ircos Team WorldSSP300	Kawasaki Ninja 400	A	2'13.963			2'13.963	2.594	0.177	118,537	12
9	32 A. MILLAN GOMEZ	ESP	GP Project	Kawasaki Ninja 400	B	2'13.980			2'13.980	2.611	0.017	118,522	13
10	14 E. DE LA VEGA	FRA	Machado Came SBK	Yamaha YZF-R3	B	2'14.054			2'14.054	2.685	0.074	118,457	12
11	66 E. MCGLINCHEY	GBR	Team#109 Kawasaki	Kawasaki Ninja 400	A	2'14.066			2'14.066	2.697	0.012	118,446	11
12	7 J. GIMBERT	FRA	GP Project	Kawasaki Ninja 400	A	2'14.111			2'14.111	2.742	0.045	118,406	12
13	85 K. SABATUCCI	ITA	Kawasaki GP Project	Kawasaki Ninja 400	B	2'14.164			2'14.164	2.795	0.053	118,360	11
14	58 I. IGLESIAS BRAVO	ESP	Scuderia Maranga Racing	Kawasaki Ninja 400	B	2'14.307			2'14.307	2.938	0.143	118,234	10
15	39 S. RAINERI	ITA	Team Eleven	Kawasaki Ninja 400	B	2'14.629			2'14.629	3.260	0.322	117,951	10
16	83 M. KAWAKAMI	BRA	Team Brasil AD 78	Yamaha YZF-R3	B	2'14.639			2'14.639	3.270	0.010	117,942	11
17	48 T. BRIANTI	ITA	Prodina Ircos Team WorldSSP300	Kawasaki Ninja 400	B	2'14.667			2'14.667	3.298	0.028	117,918	11
18	64 H. DE CANCELLIS	FRA	Team TRASIMENO	Yamaha YZF-R3	B	2'14.865			2'14.865	3.496	0.198	117,744	12
19	10 U. ORRADRE	ESP	Yamaha MS Racing	Yamaha YZF-R3	A	2'15.060			2'15.060	3.691	0.195	117,574	12
20	88 B. IERACI	ITA	Kawasaki GP Project	Kawasaki Ninja 400	A	2'15.221			2'15.221	3.852	0.161	117,434	12
21	46 S. DI SORA	FRA	Leader Team Flembo	Kawasaki Ninja 400	A	2'15.262			2'15.262	3.893	0.041	117,399	13
22	15 A. COPPOLA	ITA	Kawasaki GP Project	Kawasaki Ninja 400	B	2'15.515			2'15.515	4.146	0.253	117,180	12
23	61 Y. OKAYA	JPN	MTM Kawasaki MOTOPOST	Kawasaki Ninja 400	B	2'15.585			2'15.585	4.216	0.070	117,119	12
24	22 N. KALININ	UKR	Battley-RT Motorsports by SKM-Kawasaki	Kawasaki Ninja 400	A	2'15.592			2'15.592	4.223	0.007	117,113	12
25	6 J. BUIS	NED	MTM Kawasaki MOTOPOST	Kawasaki Ninja 400	A	2'15.683			2'15.683	4.314	0.091	117,035	13
26	17 K. MEUFFELS	NED	MTM Kawasaki MOTOPOST	Kawasaki Ninja 400	A	2'15.748			2'15.748	4.379	0.065	116,979	13
27	87 T. KAWAKAMI	BRA	Yamaha MS Racing	Yamaha YZF-R3	B	2'15.837			2'15.837	4.468	0.089	116,902	8
28	72 A. DIAZ	ESP	Biblion Motoxtracing Yamaha WorldSSP300	Yamaha YZF-R3	A	2'15.958			2'15.958	4.589	0.121	116,798	13
29	98 T. BERCOT	FRA	ProGP Racing	Yamaha YZF-R3	B	2'16.023			2'16.023	4.654	0.065	116,742	12
30	99 A. HUERTAS	ESP	ProGP Racing	Yamaha YZF-R3	B	2'16.238			2'16.238	4.869	0.215	116,558	12
31	71 T. EDWARDS	AUS	Kawasaki ParkinGO Team	Kawasaki Ninja 400	B	2'16.833			2'16.833	5.464	0.595	116,051	13
32	25 A. KROH	GER	Yamaha MS Racing	Yamaha YZF-R3	A	2'16.864			2'16.864	5.495	0.031	116,025	12
33	35 L. SIMON	CZE	ACCR Czech Talent Team - Willi Race	Kawasaki Ninja 400	B	2'16.913			2'16.913	5.544	0.049	115,983	9
34	12 R. DORE	FRA	Doré Racing Team	Yamaha YZF-R3	B	2'17.102			2'17.102	5.733	0.189	115,823	10
35	53 P. SVOBODA	CZE	WRP Wepol Racing	Yamaha YZF-R3	B	2'17.127			2'17.127	5.758	0.025	115,802	6
36	93 A. QUINET	FRA	TGP Racing	Kawasaki Ninja 400	B	2'17.313			2'17.313	5.944	0.186	115,645	13
37	26 M. GENNAI	ITA	Team BrCorse	Yamaha YZF-R3	A	2'17.364			2'17.364	5.995	0.051	115,602	11
38	23 S. MARKARIAN	FRA	Yamaha MS Racing	Yamaha YZF-R3	B	2'17.616			2'17.616	6.247	0.252	115,391	5
39	43 M. GARCIA	ESP	2R Racing	Kawasaki Ninja 400	A	2'17.838			2'17.838	6.469	0.222	115,205	12
40	9 P. GRASSIA	ITA	Team CHIODO Moto Racing	Kawasaki Ninja 400	A	2'18.038			2'18.038	6.669	0.200	115,038	10
41	68 J. IOVERNO	ITA	Scuderia Maranga Racing	Kawasaki Ninja 400	B	2'18.122			2'18.122	6.753	0.084	114,968	5
42	84 K. ALOISI	ITA	ProGP Racing	Yamaha YZF-R3	A	2'18.209			2'18.209	6.840	0.087	114,896	11
43	3 M. GAGGI	ITA	Machado Came SBK	Yamaha YZF-R3	A	2'18.403			2'18.403	7.034	0.194	114,735	11
44	44 T. BRAMICH	AUS	Carl Cox-RT Motorsports by SKM-Kawasaki	Kawasaki Ninja 400	A	2'20.491			2'20.491	9.122	2.088	113,029	10
45	65 S. PINFOLD	AUS	Smrz Racing by Blue Garage	Kawasaki Ninja 400	A	2'21.746			2'21.746	10.377	1.255	112,029	12
46	73 J. PEREZ GONZALEZ	ESP	Machado Came SBK	Yamaha YZF-R3	B	2'21.923			2'21.923	10.554	0.177	111,889	2
47	18 I. OFFER	GBR	Scuderia Maranga Racing	Kawasaki Ninja 400	A	2'23.145			2'23.145	11.776	1.222	110,934	10
48	77 L. GRUAU	FRA	TGP Racing	Kawasaki Ninja 400	A	2'24.080			2'24.080	12.711	0.935	110,214	12
49	37 P. FRAGOSO	POR	Machado Came SBK	Yamaha YZF-R3	A	2'29.675			2'29.675	18.306	5.595	106,094	4
50	59 A. ZANCA	ITA	2R Racing	Kawasaki Ninja 400	B								0

02/10/2020

These data/results cannot be reproduced, stored and/or transmitted in whole or in part by any manner of electronic, mechanical, photocopying, recording, broadcasting or otherwise now known or herein after developed without the previous express consent by the copyright owner, except for reproduction in daily press and regular printed publications on sale to the public within 60 days of the event related to those data/results and always provided that copyright symbol appears together as follows below.

© DORNA WSBK ORGANIZATION Srl 2020



Official Fuel Supplier



FKR PERUGIA TIMING

Official Tyre Supplier



Official Timekeeper