

Magny-Cours 4.411 m

1 / 2

Pirelli French Round, 2 - 4 October 2020

Results Free Practice 3rd Session Gr.A

No.	Rider	Nat	Team	Bike	Class	Time	Gap	Rel.	Laps	Speed	
										Avg	Max
1	43 M. GARCIA	ESP	2R Racing	Kawasaki Ninja 400	A	2'10.761			6	121,440	185,2
2	6 J. BUIS	NED	MTM Kawasaki MOTOPOST	Kawasaki Ninja 400	A	2'11.488	0.727	0.727	7	120,768	188,1
3	8 M. PEREZ	ESP	Prodina Ircos Team WorldSSP300	Kawasaki Ninja 400	A	2'11.522	0.761	0.034	6	120,737	187,8
4	84 K. ALOISI	ITA	ProGP Racing	Yamaha YZF-R3	A	2'11.530	0.769	0.008	6	120,730	181,8
5	45 F. MACAN	BRA	Team Brasil AD 78	Yamaha YZF-R3	A	2'12.539	1.778	1.009	6	119,811	183,4
6	44 T. BRAMICH	AUS	Carl Cox-RT Motorsports by SKM-Kawasaki	Kawasaki Ninja 400	A	2'12.776	2.015	0.237	7	119,597	184,9
7	17 K. MEUFFELS	NED	MTM Kawasaki MOTOPOST	Kawasaki Ninja 400	A	2'13.152	2.391	0.376	7	119,259	188,5
8	10 U. ORRADRE	ESP	Yamaha MS Racing	Yamaha YZF-R3	A	2'13.213	2.452	0.061	6	119,205	183,0
9	22 N. KALININ	UKR	Battley-RT Motorsports by SKM-Kawasaki	Kawasaki Ninja 400	A	2'13.237	2.476	0.024	6	119,183	179,7
10	24 D. BLIN	POL	Biblion Motocrossing Yamaha WorldSSP300	Yamaha YZF-R3	A	2'13.253	2.492	0.016	6	119,169	173,7
11	72 A. DIAZ	ESP	Biblion Motocrossing Yamaha WorldSSP300	Yamaha YZF-R3	A	2'13.329	2.568	0.076	6	119,101	177,1
12	19 V. RODRIGUEZ NUNEZ	ESP	EAB Ten Kate Racing	Yamaha YZF-R3	A	2'13.512	2.751	0.183	6	118,938	178,5
13	46 S. DI SORA	FRA	Leader Team Flembbo	Kawasaki Ninja 400	A	2'13.980	3.219	0.468	6	118,522	182,1
14	26 M. GENNAI	ITA	Team BrCorse	Yamaha YZF-R3	A	2'14.081	3.320	0.101	6	118,433	181,5
15	7 J. GIMBERT	FRA	GP Project	Kawasaki Ninja 400	A	2'14.301	3.540	0.220	7	118,239	183,0
16	3 M. GAGGI	ITA	Machado Came SBK	Yamaha YZF-R3	A	2'14.354	3.593	0.053	2	118,192	178,2
17	88 B. IERACI	ITA	Kawasaki GP Project	Kawasaki Ninja 400	A	2'14.801	4.040	0.447	6	117,800	184,6
18	9 P. GRASSIA	ITA	Team CHIODO Moto Racing	Kawasaki Ninja 400	A	2'15.236	4.475	0.435	3	117,421	177,3
19	25 A. KROH	GER	Yamaha MS Racing	Yamaha YZF-R3	A	2'17.025	6.264	1.789	3	115,888	178,5
20	27 F. ROVELLI	ITA	Kawasaki ParkinGO Team	Kawasaki Ninja 400	A	2'17.520	6.759	0.495	4	115,471	182,7
21	65 S. PINFOLD	AUS	Smrz Racing by Blue Garage	Kawasaki Ninja 400	A	2'18.572	7.811	1.052	3	114,595	179,7
----- Out 107% in this Session -----											
22	18 I. OFFER	GBR	Scuderia Maranga Racing	Kawasaki Ninja 400	A	2'21.411	10.650	2.839	5	112,294	176,8
23	37 P. FRAGOSO	POR	Machado Came SBK	Yamaha YZF-R3	A	2'24.661	13.900	3.250	6	109,771	176,8
24	77 L. GRUAU	FRA	TGP Racing	Kawasaki Ninja 400	A	2'26.110	15.349	1.449	5	108,682	179,7
25	66 E. MCGLINCHEY	GBR	Team#109 Kawasaki	Kawasaki Ninja 400	A				1		175,1

Qualifying Lap Time (107% of 2'10.761): **2'19.915**

AIR	Humidity:	88%	Temp:	8°C
TRACK	Condition:	Wet	Temp:	10°C

Records	Pole	(SP2)	2018	S.Deroue	1'54.034	139,250	Km/h
	Race	(RC)	2019	S.Deroue	1'54.065	139,220	Km/h
	All Times	(SP2)	2018	S.Deroue	1'54.034	139,250	Km/h

Start 03/10/2020 10:00 End 10:17 The results are provisional until the end of the time limit for protests and appeals and the completion of the technical checks.

These data/results cannot be reproduced, stored and/or transmitted in whole or in part by any manner of electronic, mechanical, photocopying, recording, broadcasting or otherwise now known or herein after developed without the previous express consent by the copyright owner, except for reproduction in daily press and regular printed publications on sale to the public within 60 days of the event related to those data/results and always provided that copyright symbol appears together as follows below.

© DORNA WSBK ORGANIZATION Srl 2020



Official Fuel Supplier

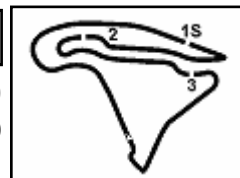


PIRELLI PERUGIA TIMING

Official Tyre Supplier



Official Timekeeper



Pirelli French Round, 2 - 4 October 2020

Results Free Practice 3rd Session Gr.A

Session Highlights

Local Time	No. Rider	Description
09.55.32		WET PRACTICE - LIGHTS ON
10.00.00		Start
10.06.06	66 E. MCGLINCHEY	Crashed - Turn 13
10.06.19	27 F. ROVELLI	Crashed - Turn 5
10.06.37	27 F. ROVELLI	Re-joined
10.06.42	66 E. MCGLINCHEY	Re-joined
10.07.31	3 M. GAGGI	Crashed - Turn 2
10.10.34	9 P. GRASSIA	Crashed - Turn 2
10.11.24	65 S. PINFOLD	Current Lap Cancelled - Exceeded Track Limits - Turn 11
10.11.26	25 A. KROH	Crashed - Turn 7
10.11.39	65 S. PINFOLD	Crashed - Turn 11
10.14.58	18 I. OFFER	On Asphalt - Re-Joined - Turn 15
10.16.21	9 P. GRASSIA	Medical Centre
10.17.44		End Of Session

Fastest Laps Sequence

No.	Rider	Nat	Team	Bike	Local Time	Time	Gap	Avg
3	M. GAGGI	ITA	Machado Came SBK	Yamaha YZF-R3	10:04'46.289	2'15.449		117,237
43	M. GARCIA	ESP	2R Racing	Kawasaki Ninja 400	10:05'14.681	2'13.758	-1.691	118,719
43	M. GARCIA	ESP	2R Racing	Kawasaki Ninja 400	10:07'27.055	2'12.374	-1.384	119,960
8	M. PEREZ	ESP	Prodina Ircos Team WorldSSP300	Kawasaki Ninja 400	10:09'43.265	2'12.333	-0.041	119,997
43	M. GARCIA	ESP	2R Racing	Kawasaki Ninja 400	10:11'52.659	2'12.141	-0.192	120,172
6	J. BUIS	NED	MTM Kawasaki MOTOPOST	Kawasaki Ninja 400	10:11'52.958	2'11.992	-0.149	120,307
8	M. PEREZ	ESP	Prodina Ircos Team WorldSSP300	Kawasaki Ninja 400	10:11'54.787	2'11.522	-0.470	120,737
43	M. GARCIA	ESP	2R Racing	Kawasaki Ninja 400	10:14'04.084	2'11.425	-0.097	120,826
43	M. GARCIA	ESP	2R Racing	Kawasaki Ninja 400	10:16'14.845	2'10.761	-0.664	121,440

Start 10:00 End 10:17 The results are provisional until the end of the time limit for protests and appeals and the completion of the technical checks.

These data/results cannot be reproduced, stored and/or transmitted in whole or in part by any manner of electronic, mechanical, photocopying, recording, broadcasting or otherwise now known or herein after developed without the previous express consent by the copyright owner, except for reproduction in daily press and regular printed publications on sale to the public within 60 days of the event related to those data/results and always provided that copyright symbol appears together as follows below.

© DORNA WSBK ORGANIZATION Srl 2020



Official Fuel Supplier

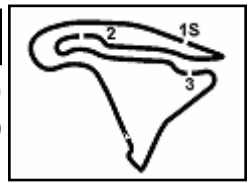


PIRELLI

Official Tyre Supplier



Official Timekeeper



Magny-Cours 4.411 m

Pirelli French Round, 2 - 4 October 2020

Free Practices Combined Results Gr.A

No.	Rider	Nat	Team	Bike	Class	FP1	FP2	FP3	Time	Gap	Rel.	Avg	LL
1	43 M. GARCIA	ESP	2R Racing	Kawasaki Ninja 400	A	2'17.838	2'14.485	2'10.761	2'10.761			121,440	31
2	6 J. BUIS	NED	MTM Kawasaki MOTOPOST	Kawasaki Ninja 400	A	2'15.683	2'12.335	2'11.488	2'11.488	0.727	0.727	120,768	33
3	27 F. ROVELLI	ITA	Kawasaki ParkinGO Team	Kawasaki Ninja 400	A	2'13.348	2'11.501	2'17.520	2'11.501	0.740	0.013	120,756	22
4	8 M. PEREZ	ESP	Prodina Ircos Team WorldSSP300	Kawasaki Ninja 400	A	2'13.963	2'12.292	2'11.522	2'11.522	0.761	0.021	120,737	28
5	84 K. ALOISI	ITA	ProGP Racing	Yamaha YZF-R3	A	2'18.209	2'13.748	2'11.530	2'11.530	0.769	0.008	120,730	30
6	24 D. BLIN	POL	Biblion Motoxrcing Yamaha WorldSSP300	Yamaha YZF-R3	A	2'12.598	2'11.552	2'13.253	2'11.552	0.791	0.022	120,710	31
7	66 E. MCGLINCHEY	GBR	Team#109 Kawasaki	Kawasaki Ninja 400	A	2'14.066	2'11.591		2'11.591	0.830	0.039	120,674	23
8	72 A. DIAZ	ESP	Biblion Motoxrcing Yamaha WorldSSP300	Yamaha YZF-R3	A	2'15.958	2'11.608	2'13.329	2'11.608	0.847	0.017	120,658	33
9	22 N. KALININ	UKR	Battley-RT Motorsports by SKM-Kawasaki	Kawasaki Ninja 400	A	2'15.592	2'11.696	2'13.237	2'11.696	0.935	0.088	120,578	31
10	19 V. RODRIGUEZ NUNEZ	ESP	EAB Ten Kate Racing	Yamaha YZF-R3	A	2'13.786	2'11.876	2'13.512	2'11.876	1.115	0.180	120,413	31
11	45 F. MACAN	BRA	Team Brasil AD 78	Yamaha YZF-R3	A	2'13.676	2'12.087	2'12.539	2'12.087	1.326	0.211	120,221	22
12	17 K. MEUFFELS	NED	MTM Kawasaki MOTOPOST	Kawasaki Ninja 400	A	2'15.748	2'12.216	2'13.152	2'12.216	1.455	0.129	120,103	33
13	46 S. DI SORA	FRA	Leader Team Flembbo	Kawasaki Ninja 400	A	2'15.262	2'12.326	2'13.980	2'12.326	1.565	0.110	120,004	28
14	88 B. IERACI	ITA	Kawasaki GP Project	Kawasaki Ninja 400	A	2'15.221	2'12.369	2'14.801	2'12.369	1.608	0.043	119,965	29
15	44 T. BRAMICH	AUS	Carl Cox-RT Motorsports by SKM-Kawasaki	Kawasaki Ninja 400	A	2'20.491	2'13.956	2'12.776	2'12.776	2.015	0.407	119,597	31
16	10 U. ORRADRE	ESP	Yamaha MS Racing	Yamaha YZF-R3	A	2'15.060	2'13.092	2'13.213	2'13.092	2.331	0.316	119,313	31
17	7 J. GIMBERT	FRA	GP Project	Kawasaki Ninja 400	A	2'14.111	2'13.680	2'14.301	2'13.680	2.919	0.588	118,788	26
18	9 P. GRASSIA	ITA	Team CHIODO Moto Racing	Kawasaki Ninja 400	A	2'18.038	2'13.806	2'15.236	2'13.806	3.045	0.126	118,676	25
19	26 M. GENNAI	ITA	Team BrCorse	Yamaha YZF-R3	A	2'17.364	2'14.017	2'14.081	2'14.017	3.256	0.211	118,489	27
20	25 A. KROH	GER	Yamaha MS Racing	Yamaha YZF-R3	A	2'16.864	2'14.167	2'17.025	2'14.167	3.406	0.150	118,357	26
21	3 M. GAGGI	ITA	Machado Came SBK	Yamaha YZF-R3	A	2'18.403	2'15.408	2'14.354	2'14.354	3.593	0.187	118,192	27
22	18 I. OFFER	GBR	Scuderia Maranga Racing	Kawasaki Ninja 400	A	2'23.145	2'17.927	2'21.411	2'17.927	7.166	3.573	115,130	28
23	65 S. PINFOLD	AUS	Smrz Racing by Blue Garage	Kawasaki Ninja 400	A	2'21.746	2'18.401	2'18.572	2'18.401	7.640	0.474	114,736	28
24	77 L. GRUAU	FRA	TGP Racing	Kawasaki Ninja 400	A	2'24.080	2'20.451	2'26.110	2'20.451	9.690	2.050	113,061	27
25	37 P. FRAGOSO	POR	Machado Came SBK	Yamaha YZF-R3	A	2'29.675		2'24.661	2'24.661	13.900	4.210	109,771	10

Top 3 Average Time: 2'11.250

03/10/2020

These data/results cannot be reproduced, stored and/or transmitted in whole or in part by any manner of electronic, mechanical, photocopying, recording, broadcasting or otherwise now known or herein after developed without the previous express consent by the copyright owner, except for reproduction in daily press and regular printed publications on sale to the public within 60 days of the event related to those data/results and always provided that copyright symbol appears together as follows below.

© DORNA WSBK ORGANIZATION Srl 2020



Official Fuel Supplier

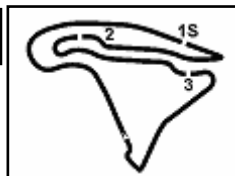


FKR PERUGIA TIMING

Official Tyre Supplier



Official Timekeeper



Magny-Cours 4.411 m

Pirelli French Round, 2 - 4 October 2020

Best Sectors & Speed Free Practice 3rd Session Gr.A

BEST LAP			
1	43 M. GARCIA	Kawasaki Ninja 400	2'10.761
2	6 J. BUIS	Kawasaki Ninja 400	2'11.488
3	8 M. PEREZ	Kawasaki Ninja 400	2'11.522
4	84 K. ALOISI	Yamaha YZF-R3	2'11.530
5	45 F. MACAN	Yamaha YZF-R3	2'12.539
6	44 T. BRAMICH	Kawasaki Ninja 400	2'12.776
7	17 K. MEUFFELS	Kawasaki Ninja 400	2'13.152
8	10 U. ORRADRE	Yamaha YZF-R3	2'13.213
9	22 N. KALININ	Kawasaki Ninja 400	2'13.237
10	24 D. BLIN	Yamaha YZF-R3	2'13.253
11	72 A. DIAZ	Yamaha YZF-R3	2'13.329
12	19 V. RODRIGUEZ NUNEZ	Yamaha YZF-R3	2'13.512
13	46 S. DI SORA	Kawasaki Ninja 400	2'13.980
14	26 M. GENNAI	Yamaha YZF-R3	2'14.081
15	7 J. GIMBERT	Kawasaki Ninja 400	2'14.301
16	3 M. GAGGI	Yamaha YZF-R3	2'14.354
17	88 B. IERACI	Kawasaki Ninja 400	2'14.801
18	9 P. GRASSIA	Kawasaki Ninja 400	2'15.236
19	25 A. KROH	Yamaha YZF-R3	2'17.025
20	27 F. ROVELLI	Kawasaki Ninja 400	2'17.520
21	65 S. PINFOLD	Kawasaki Ninja 400	2'18.572
22	18 I. OFFER	Kawasaki Ninja 400	2'21.411
23	37 P. FRAGOSO	Yamaha YZF-R3	2'24.661
24	77 L. GRUAU	Kawasaki Ninja 400	2'26.110
25	66 E. MCGLINCHEY	Kawasaki Ninja 400	

SPEED			
1	17 K. MEUFFELS	Kawasaki Ninja 400	188,5
2	6 J. BUIS	Kawasaki Ninja 400	188,1
3	8 M. PEREZ	Kawasaki Ninja 400	187,8
4	43 M. GARCIA	Kawasaki Ninja 400	185,2
5	44 T. BRAMICH	Kawasaki Ninja 400	184,9
6	88 B. IERACI	Kawasaki Ninja 400	184,6
7	45 F. MACAN	Yamaha YZF-R3	183,4
8	10 U. ORRADRE	Yamaha YZF-R3	183,0
9	7 J. GIMBERT	Kawasaki Ninja 400	183,0
10	27 F. ROVELLI	Kawasaki Ninja 400	182,7
11	46 S. DI SORA	Kawasaki Ninja 400	182,1
12	84 K. ALOISI	Yamaha YZF-R3	181,8
13	26 M. GENNAI	Yamaha YZF-R3	181,5
14	77 L. GRUAU	Kawasaki Ninja 400	179,7
15	22 N. KALININ	Kawasaki Ninja 400	179,7
16	65 S. PINFOLD	Kawasaki Ninja 400	179,7
17	25 A. KROH	Yamaha YZF-R3	178,5
18	19 V. RODRIGUEZ NUNEZ	Yamaha YZF-R3	178,5
19	3 M. GAGGI	Yamaha YZF-R3	178,2
20	9 P. GRASSIA	Kawasaki Ninja 400	177,3
21	72 A. DIAZ	Yamaha YZF-R3	177,1
22	37 P. FRAGOSO	Yamaha YZF-R3	176,8
23	18 I. OFFER	Kawasaki Ninja 400	176,8
24	66 E. MCGLINCHEY	Kawasaki Ninja 400	175,1
25	24 D. BLIN	Yamaha YZF-R3	173,7

SEG. 1			SEG. 2			SEG. 3			SEG. 4		
1	6 J. BUIS	40.476	1	43 M. GARCIA	28.507	1	43 M. GARCIA	29.335	1	43 M. GARCIA	32.015
2	44 T. BRAMICH	40.615	2	84 K. ALOISI	28.578	2	84 K. ALOISI	29.346	2	8 M. PEREZ	32.149
3	8 M. PEREZ	40.770	3	24 D. BLIN	28.589	3	8 M. PEREZ	29.388	3	84 K. ALOISI	32.354
4	43 M. GARCIA	40.777	4	8 M. PEREZ	28.741	4	6 J. BUIS	29.454	4	6 J. BUIS	32.386
5	17 K. MEUFFELS	40.945	5	72 A. DIAZ	28.833	5	22 N. KALININ	29.822	5	72 A. DIAZ	32.556
6	10 U. ORRADRE	40.983	6	22 N. KALININ	28.840	6	45 F. MACAN	29.842	6	22 N. KALININ	32.595
7	19 V. RODRIGUEZ NUNEZ	41.018	7	45 F. MACAN	28.852	7	44 T. BRAMICH	29.848	7	26 M. GENNAI	32.612
8	45 F. MACAN	41.044	8	88 B. IERACI	28.969	8	19 V. RODRIGUEZ NUNEZ	29.868	8	7 J. GIMBERT	32.617
9	7 J. GIMBERT	41.080	9	6 J. BUIS	28.980	9	9 P. GRASSIA	29.908	9	17 K. MEUFFELS	32.689
10	46 S. DI SORA	41.089	10	46 S. DI SORA	28.993	10	88 B. IERACI	29.918	10	46 S. DI SORA	32.747
11	84 K. ALOISI	41.099	11	10 U. ORRADRE	29.004	11	72 A. DIAZ	30.082	11	45 F. MACAN	32.801
12	24 D. BLIN	41.163	12	19 V. RODRIGUEZ NUNEZ	29.155	12	10 U. ORRADRE	30.097	12	27 F. ROVELLI	32.876
13	88 B. IERACI	41.242	13	26 M. GENNAI	29.230	13	3 M. GAGGI	30.099	13	9 P. GRASSIA	32.894
14	25 A. KROH	41.381	14	44 T. BRAMICH	29.320	14	17 K. MEUFFELS	30.133	14	44 T. BRAMICH	32.993
15	3 M. GAGGI	41.438	15	17 K. MEUFFELS	29.339	15	46 S. DI SORA	30.212	15	24 D. BLIN	33.017
16	26 M. GENNAI	41.642	16	7 J. GIMBERT	29.343	16	7 J. GIMBERT	30.414	16	88 B. IERACI	33.019
17	9 P. GRASSIA	41.756	17	66 E. MCGLINCHEY	29.394	17	25 A. KROH	30.480	17	19 V. RODRIGUEZ NUNEZ	33.089
18	72 A. DIAZ	41.858	18	3 M. GAGGI	29.400	18	26 M. GENNAI	30.483	18	10 U. ORRADRE	33.129
19	22 N. KALININ	41.980	19	9 P. GRASSIA	29.722	19	24 D. BLIN	30.484	19	3 M. GAGGI	33.201
20	27 F. ROVELLI	42.241	20	27 F. ROVELLI	29.733	20	66 E. MCGLINCHEY	30.730	20	25 A. KROH	33.760
21	65 S. PINFOLD	42.244	21	65 S. PINFOLD	30.001	21	27 F. ROVELLI	30.905	21	65 S. PINFOLD	33.923
22	66 E. MCGLINCHEY	42.551	22	25 A. KROH	30.511	22	18 I. OFFER	31.690	22	66 E. MCGLINCHEY	34.206
23	18 I. OFFER	43.364	23	18 I. OFFER	30.710	23	65 S. PINFOLD	31.965	23	18 I. OFFER	34.938
24	77 L. GRUAU	44.159	24	37 P. FRAGOSO	31.729	24	37 P. FRAGOSO	32.616	24	37 P. FRAGOSO	35.735
25	37 P. FRAGOSO	44.393	25	77 L. GRUAU	31.960	25	77 L. GRUAU	32.672	25	77 L. GRUAU	36.069

03/10/2020

These data/results cannot be reproduced, stored and/or transmitted in whole or in part by any manner of electronic, mechanical, photocopying, recording, broadcasting or otherwise now known or herein after developed without the previous express consent by the copyright owner, except for reproduction in daily press and regular printed publications on sale to the public within 60 days of the event related to those data/results and always provided that copyright symbol appears together as follows below.

© DORNA WSBK ORGANIZATION Srl 2020



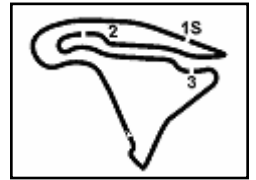
Official Fuel Supplier



Official Tyre Supplier



Official Timekeeper



Magny-Cours 4.411 m

Pirelli French Round, 2 - 4 October 2020

Ideal Times Free Practice 3rd Session Gr.A

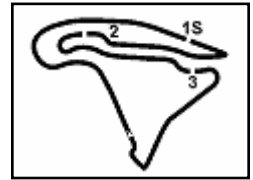
No.	Rider	Nat	Bike	Seg. 1	Seg. 2	Seg. 3	Seg. 4	Ideal Time		
				Diff. 1	Diff. 2	Diff. 3	Diff. 4	Best Lap	Pos.	Diff.
1	43 M. GARCIA	ESP	Kawasaki Ninja 400	40.777 +0.028	28.507 +0.099	29.335	32.015	2'10.634 2'10.761	1	0.127
2	8 M. PEREZ	ESP	Kawasaki Ninja 400	40.770 +0.252	28.741	29.388 +0.010	32.149 +0.212	2'11.048 2'11.522	3	0.474
3	6 J. BUIS	NED	Kawasaki Ninja 400	40.476 +0.192	28.980	29.454	32.386	2'11.296 2'11.488	2	0.192
4	84 K. ALOISI	ITA	Yamaha YZF-R3	41.099 +0.065	28.578	29.346 +0.088	32.354	2'11.377 2'11.530	4	0.153
5	45 F. MACAN	BRA	Yamaha YZF-R3	41.044	28.852	29.842	32.801	2'12.539 2'12.539	5	
6	44 T. BRAMICH	AUS	Kawasaki Ninja 400	40.615	29.320	29.848	32.993	2'12.776 2'12.776	6	
7	46 S. DI SORA	FRA	Kawasaki Ninja 400	41.089 +0.616	28.993 +0.215	30.212 +0.108	32.747	2'13.041 2'13.980	13	0.939
8	17 K. MEUFFELS	NED	Kawasaki Ninja 400	40.945 +0.019	29.339 +0.027	30.133	32.689	2'13.106 2'13.152	7	0.046
9	19 V. RODRIGUEZ NUNEZ	ESP	Yamaha YZF-R3	41.018 +0.382	29.155	29.868	33.089	2'13.130 2'13.512	12	0.382
10	88 B. IERACI	ITA	Kawasaki Ninja 400	41.242 +0.578	28.969 +0.456	29.918 +0.619	33.019	2'13.148 2'14.801	17	1.653
11	10 U. ORRADRE	ESP	Yamaha YZF-R3	40.983	29.004	30.097	33.129	2'13.213 2'13.213	8	
12	22 N. KALININ	UKR	Kawasaki Ninja 400	41.980	28.840	29.822	32.595	2'13.237 2'13.237	9	
13	24 D. BLIN	POL	Yamaha YZF-R3	41.163	28.589	30.484	33.017	2'13.253 2'13.253	10	
14	72 A. DIAZ	ESP	Yamaha YZF-R3	41.858	28.833	30.082	32.556	2'13.329 2'13.329	11	
15	7 J. GIMBERT	FRA	Kawasaki Ninja 400	41.080	29.343 +0.055	30.414 +0.406	32.617 +0.386	2'13.454 2'14.301	15	0.847
16	26 M. GENNAI	ITA	Yamaha YZF-R3	41.642 +0.003	29.230 +0.111	30.483	32.612	2'13.967 2'14.081	14	0.114
17	3 M. GAGGI	ITA	Yamaha YZF-R3	41.438	29.400	30.099	33.201 +0.216	2'14.138 2'14.354	16	0.216
18	9 P. GRASSIA	ITA	Kawasaki Ninja 400	41.756 +0.956	29.722	29.908	32.894	2'14.280 2'15.236	18	0.956
19	27 F. ROVELLI	ITA	Kawasaki Ninja 400	42.241 +0.008	29.733 +0.244	30.905 +1.513	32.876	2'15.755 2'17.520	20	1.765
20	25 A. KROH	GER	Yamaha YZF-R3	41.381 +0.893	30.511	30.480	33.760	2'16.132 2'17.025	19	0.893
21	65 S. PINFOLD	AUS	Kawasaki Ninja 400	42.244 +0.215	30.001 +0.224	31.965	33.923	2'18.133 2'18.572	21	0.439
22	18 I. OFFER	GBR	Kawasaki Ninja 400	43.364	30.710 +0.653	31.690 +0.056	34.938	2'20.702 2'21.411	22	0.709
23	37 P. FRAGOSO	POR	Yamaha YZF-R3	44.393	31.729 +0.188	32.616	35.735	2'24.473 2'24.661	23	0.188
24	77 L. GRUAU	FRA	Kawasaki Ninja 400	44.159 +0.386	31.960 +0.502	32.672	36.069 +0.362	2'24.860 2'26.110	24	1.250
	66 E. MCGLINCHEY	GBR	Kawasaki Ninja 400	One or more sectors missing						
Overall Ideal Time				40.476	28.507	29.335	32.015	2'10.333		

03/10/2020

These data/results cannot be reproduced, stored and/or transmitted in whole or in part by any manner of electronic, mechanical, photocopying, recording, broadcasting or otherwise now known or herein after developed without the previous express consent by the copyright owner, except for reproduction in daily press and regular printed publications on sale to the public within 60 days of the event related to those data/results and always provided that copyright symbol appears together as follows below.

© DORNA WSBK ORGANIZATION Srl 2020





Pirelli French Round, 2 - 4 October 2020

Chronological Analysis Free Practice 3rd Session Gr.A

Magny-Cours 4.411 m

1 / 2

1° 43 M. GARCIA (2'10.761)								7° 17 K. MEUFFELS (2'13.152)								
Lap	Seg.1	Seg.2	Seg.3	Seg.4	Lap Time	km/h	Local Time	Lap	Seg.1	Seg.2	Seg.3	Seg.4	Lap Time	km/h	Local Time	
1		30.331	31.464	36.258		177,1	10:03'00.923	1		54.884	30.419	31.574	34.008	2'30.885P	181,8	10:02'59.659
2	41.418	29.578	30.183	32.579	2'13.758	184,9	10:05'14.681	2		41.879	30.081	31.064	32.840	2'15.864	178,8	10:05'15.523
3	40.777	28.793	30.103	32.701	2'12.374	183,0	10:07'27.055	3		41.310	31.255	30.881	33.132	2'16.578	188,5	10:07'32.101
4	41.166	29.396	30.064	32.837	2'13.463	181,5	10:09'40.518	4		41.169	29.693	30.666	33.021	2'14.549	186,5	10:09'46.650
5	40.788	28.958	29.754	32.641	2'12.141	185,2	10:11'52.659	5		41.021	29.571	30.592	32.964	2'14.148	185,2	10:12'00.798
6	41.024	28.507	29.575	32.319	2'11.425	182,7	10:14'04.084	6		40.964	29.366	30.133	32.689	2'13.152	184,9	10:14'13.950
7	40.805	28.606	29.335	32.015	2'10.761	180,9	10:16'14.845	7		40.945	29.339	30.227	32.959	2'13.470	184,0	10:16'27.420

2° 6 J. BUIS (2'11.488)								8° 10 U. ORRADRE (2'13.213)								
Lap	Seg.1	Seg.2	Seg.3	Seg.4	Lap Time	km/h	Local Time	Lap	Seg.1	Seg.2	Seg.3	Seg.4	Lap Time	km/h	Local Time	
1							10:00'18.374	1		31.303	31.998	35.941		175,9	10:03'03.141	
2	59.618	31.210	32.336	35.310	2'38.474P	177,6	10:02'56.848	2		42.345	29.928	31.305	34.676	2'18.254	183,0	10:05'21.395
3	42.479	30.135	30.648	33.749	2'17.011	180,9	10:05'13.859	3		42.096	30.265	30.652	34.473	2'17.486	176,5	10:07'38.881
4	41.714	29.491	29.967	33.051	2'14.223	180,9	10:07'28.082	4		42.464	29.656	30.715	33.868	2'16.703	181,8	10:09'55.584
5	41.083	29.368	29.909	32.524	2'12.884	182,4	10:09'40.966	5		41.691	29.193	30.700	33.937	2'15.521	180,9	10:12'11.105
6	40.494	29.148	29.714	32.636	2'11.992	188,1	10:11'52.958	6		41.622	29.287	30.497	33.303	2'14.709	181,2	10:14'25.814
7	40.668	28.980	29.454	32.386	2'11.488	183,0	10:14'04.446	7		40.983	29.004	30.097	33.129	2'13.213	179,4	10:16'39.027
8	40.476	29.054	29.759	32.593	2'11.882	184,3	10:16'16.328									

3° 8 M. PEREZ (2'11.522)								9° 22 N. KALININ (2'13.237)								
Lap	Seg.1	Seg.2	Seg.3	Seg.4	Lap Time	km/h	Local Time	Lap	Seg.1	Seg.2	Seg.3	Seg.4	Lap Time	km/h	Local Time	
1		31.127	32.085	38.109		178,2	10:03'00.727	1		1'10.181	32.312	33.204	36.615	2'52.312P	175,9	10:03'43.473
2	42.262	30.163	30.210	32.614	2'15.249	184,6	10:05'15.976	2		44.541	30.878	31.886	34.130	2'21.435	177,6	10:06'04.908
3	41.117	30.784	30.397	32.658	2'14.956	187,8	10:07'30.932	3		42.924	29.536	31.018	33.803	2'17.281	178,8	10:08'22.189
4	41.440	28.979	29.765	32.149	2'12.333	181,5	10:09'43.265	4		42.588	29.275	30.254	32.833	2'14.950	178,5	10:10'37.139
5	41.022	28.741	29.398	32.361	2'11.522	182,7	10:11'54.787	5		41.981	29.482	30.219	33.409	2'15.091	179,1	10:12'52.230
6	40.986	28.777	29.388	34.461	2'13.612	184,3	10:14'08.399	6		41.980	28.840	29.822	32.595	2'13.237	179,7	10:15'05.467
7	40.770	28.777	29.720	32.271	2'11.538	184,0	10:16'19.937									

4° 84 K. ALOISI (2'11.530)								10° 24 D. BLIN (2'13.253)								
Lap	Seg.1	Seg.2	Seg.3	Seg.4	Lap Time	km/h	Local Time	Lap	Seg.1	Seg.2	Seg.3	Seg.4	Lap Time	km/h	Local Time	
1		31.315	31.803	34.768		179,7	10:02'56.389	1		1'00.805	30.276	31.172	35.064	2'37.317P	171,7	10:04'20.621
2	43.042	29.830	30.212	33.102	2'16.186	180,6	10:05'12.575	2		41.889	29.737	31.139	33.696	2'16.461	172,0	10:06'37.082
3	42.753	29.298	30.030	33.638	2'15.719	181,2	10:07'28.294	3		42.026	29.718	30.653	33.638	2'16.035	172,0	10:08'53.117
4	42.057	29.125	29.734	32.622	2'13.538	178,2	10:09'41.832	4		41.907	29.272	30.565	34.280	2'16.024	172,0	10:11'09.141
5	41.099	28.904	29.641	32.472	2'12.116	180,3	10:11'53.948	5		41.648	29.315	30.609	33.332	2'14.904	173,4	10:13'24.045
6	41.147	28.838	29.346	33.276	2'12.607	181,8	10:14'06.555	6		41.163	28.589	30.484	33.017	2'13.253	173,7	10:15'37.298
7	41.164	28.578	29.434	32.354	2'11.530	179,4	10:16'18.085									

5° 45 F. MACAN (2'12.539)								11° 72 A. DIAZ (2'13.329)								
Lap	Seg.1	Seg.2	Seg.3	Seg.4	Lap Time	km/h	Local Time	Lap	Seg.1	Seg.2	Seg.3	Seg.4	Lap Time	km/h	Local Time	
1		31.947	32.362	35.126		168,8	10:03'13.875	1		58.481	29.976	31.005	33.463	2'32.925P	174,5	10:04'17.916
2	42.706	29.613	30.335	33.401	2'16.055	176,2	10:05'29.930	2		42.011	28.938	30.217	33.173	2'14.339	175,9	10:06'32.255
3	41.501	29.244	30.199	33.113	2'14.057	176,5	10:07'43.987	3		43.583	29.335	30.507	35.499	2'18.924P	176,2	10:08'51.179
4	41.544	29.399	30.294	33.240	2'14.477	183,4	10:09'58.464	4		2'06.957	29.600	31.331	34.239	3'42.127P	176,2	10:12'33.306
5	41.634	29.075	30.120	32.943	2'13.772	177,1	10:12'12.236	5		42.089	29.092	30.244	32.908	2'14.333	177,1	10:14'47.639
6	41.044	28.852	29.842	32.801	2'12.539	180,0	10:14'24.775	6		41.858	28.833	30.082	32.556	2'13.329	176,8	10:17'00.968
7	41.428	28.986	30.172	33.059	2'13.645	175,9	10:16'38.420									

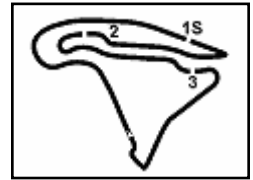
6° 44 T. BRAMICH (2'12.776)								12° 19 V. RODRIGUEZ NUNEZ (2'13.512)								
Lap	Seg.1	Seg.2	Seg.3	Seg.4	Lap Time	km/h	Local Time	Lap	Seg.1	Seg.2	Seg.3	Seg.4	Lap Time	km/h	Local Time	
1							10:00'06.067	1		30.388	31.606	33.994		173,4	10:03'30.828	
2	1'04.267	31.674	32.181	34.315	2'42.437P	176,8	10:02'48.504	2		42.001	29.169	30.230	33.914	2'15.314	176,5	10:05'46.142
3	42.514	30.148	31.456	33.773	2'17.891	180,3	10:05'06.395	3		41.377	29.596	30.417	33.636	2'15.026	177,3	10:08'01.168
4	41.949	29.991	31.350	33.435	2'16.725	181,5	10:07'23.120	4		41.594	29.415	30.113	33.280	2'14.402	177,1	10:10'15.570
5	41.858	29.805	30.818	33.606	2'16.087	181,2	10:09'39.207	5		41.018	29.274	30.944	34.579	2'15.815	177,9	10:12'31.385
6	41.800	30.184	30.702	33.699	2'16.385	181,2	10:11'55.592	6		41.400	29.155	29.868	33.089	2'13.512	178,5	10:14'44.897
7	41.165	29.327	29.982	33.092	2'13.566	184,9	10:14'09.158	7		43.043	31.455	30.214	33.464	2'18.176	164,4	10:17'03.073
8	40.615	29.320	29.848	32.993	2'12.776	184,9	10:16'21.934									

03/10/2020 P = Pits In/Out - C = Lap Time Cancelled

These data/results cannot be reproduced, stored and/or transmitted in whole or in part by any manner of electronic, mechanical, photocopying, recording, broadcasting or otherwise now known or herein after developed without the previous express consent by the copyright owner, except for reproduction in daily press and regular printed publications on sale to the public within 60 days of the event related to those data/results and always provided that copyright symbol appears together as follows below.

© DORNA WSBK ORGANIZATION Srl 2020





Pirelli French Round, 2 - 4 October 2020

Chronological Analysis Free Practice 3rd Session Gr.A

Magny-Cours 4.411 m

2 / 2

13° 46 S. DI SORA (2'13.980)								20° 27 F. ROVELLI (2'17.520)							
Lap	Seg.1	Seg.2	Seg.3	Seg.4	Lap Time	km/h	Local Time	Lap	Seg.1	Seg.2	Seg.3	Seg.4	Lap Time	km/h	Local Time
1		31.317	32.471	35.881		180,6	10:02'57.889	1		32.181	33.230	34.485		172,5	10:02'55.449
2	42.559	36.748	30.899	33.555	2'23.761	174,2	10:05'21.650	2	44.012	29.733	30.905	33.082	2'17.732	176,5	10:05'13.181
3	41.826	29.710	30.280	34.516	2'16.332	180,0	10:07'37.982	3	42.241	1'01.628	41.314	39.807	3'04.990P	182,7	10:08'18.171
4	41.638	29.256	30.212	33.068	2'14.174	180,6	10:09'52.156	4	3'28.081	29.942	31.686	33.236	5'02.945P	174,5	10:13'21.116
5	41.089	28.993	33.262	39.269	2'22.613	181,2	10:12'14.769	5	42.249	29.977	32.418	32.876	2'17.520	175,3	10:15'38.636
6	41.653	29.993	31.118	33.567	2'16.331	182,1	10:14'31.100								
7	41.705	29.208	30.320	32.747	2'13.980	181,2	10:16'45.080								

14° 26 M. GENNAI (2'14.081)								21° 65 S. PINFOLD (2'18.572)							
Lap	Seg.1	Seg.2	Seg.3	Seg.4	Lap Time	km/h	Local Time	Lap	Seg.1	Seg.2	Seg.3	Seg.4	Lap Time	km/h	Local Time
1		31.813	32.733	34.356		172,8	10:03'31.468	1		32.947	33.710	37.574		173,1	10:02'42.249
2	42.115	29.812	31.194	33.543	2'16.664	178,8	10:05'48.132	2	43.812	30.914	32.518	34.276	2'21.520	176,2	10:05'03.769
3	42.388	29.942	31.097	33.970	2'17.397	178,2	10:08'05.529	3	42.922	30.961	32.337	34.481	2'20.701	176,5	10:07'24.470
4	41.734	29.626	30.540	33.616	2'15.516	179,1	10:10'21.045	4	42.459	30.225	31.965	33.923	2'18.572	177,3	10:09'43.042
5	41.983	29.489	30.643	33.379	2'15.494	178,5	10:12'36.539								
6	41.642	29.230	30.569	33.295	2'14.736	181,5	10:14'51.275								
7	41.645	29.341	30.483	32.612	2'14.081	179,4	10:17'05.356								

15° 7 J. GIMBERT (2'14.301)								22° 18 I. OFFER (2'21.411)							
Lap	Seg.1	Seg.2	Seg.3	Seg.4	Lap Time	km/h	Local Time	Lap	Seg.1	Seg.2	Seg.3	Seg.4	Lap Time	km/h	Local Time
1							10:00'16.538	1		32.906	34.112	37.790		171,7	10:02'57.791
2	1'01.339	30.992	32.522	34.525	2'39.378P	178,5	10:02'55.916	2	44.035	31.725	31.968	34.974	2'22.702	170,9	10:05'20.493
3	43.816	30.295	31.035	33.224	2'18.370	180,3	10:05'14.286	3	43.364	31.363	31.746	34.938	2'21.411	173,7	10:07'41.904
4	41.216	32.254	30.868	33.016	2'17.354	178,5	10:07'31.640	4	43.559	30.948	31.917	35.082	2'21.506	174,5	10:10'03.410
5	41.383	29.578	30.685	32.658	2'14.304	183,0	10:09'45.944	5	44.277	30.710	33.401	35.567	2'23.955	176,8	10:12'27.365
6	41.080	29.398	30.820	33.003	2'14.301	181,5	10:12'00.245	6	43.604	30.810	31.690	45.312	2'31.416	176,8	10:14'58.781
7	41.582	29.940	30.414	32.617	2'14.553	181,2	10:14'14.798								
8	41.354	29.343	30.893	33.538	2'15.128	181,2	10:16'29.926								

16° 3 M. GAGGI (2'14.354)								23° 37 P. FRAGOSO (2'24.661)							
Lap	Seg.1	Seg.2	Seg.3	Seg.4	Lap Time	km/h	Local Time	Lap	Seg.1	Seg.2	Seg.3	Seg.4	Lap Time	km/h	Local Time
1		30.940	31.446	33.732		173,1	10:02'30.840	1		34.224	33.967	37.575		164,9	10:02'41.956
2	42.034	29.499	30.715	33.201	2'15.449	177,3	10:04'46.289	2	45.354	32.659	33.211	36.620	2'27.844	168,8	10:05'09.800
3	41.438	29.400	30.099	33.417	2'14.354	178,2	10:07'00.643	3	45.238	32.623	33.376	36.811	2'28.048	170,9	10:07'37.848

17° 88 B. IERACI (2'14.801)								24° 77 L. GRUAU (2'26.110)							
Lap	Seg.1	Seg.2	Seg.3	Seg.4	Lap Time	km/h	Local Time	Lap	Seg.1	Seg.2	Seg.3	Seg.4	Lap Time	km/h	Local Time
1							10:00'14.391	1		32.229	33.375	36.069		174,5	10:02'44.404
2	58.456	30.430	31.492	34.739	2'35.117P	177,3	10:02'49.508	2	44.159	32.040	34.268	36.178	2'26.645	177,3	10:05'11.049
3	41.624	29.716	31.354	33.382	2'16.076	184,6	10:05'05.584	3	44.581	33.093	33.300	36.574	2'27.548	169,6	10:07'38.597
4	41.611	29.463	30.810	33.762	2'15.646	180,9	10:07'21.230	4	44.545	32.462	32.672	36.431	2'26.110	178,2	10:10'04.707
5	42.360	29.548	30.899	33.409	2'16.216	178,2	10:09'37.446	5	44.957	32.331	34.613	37.568	2'29.469	176,5	10:12'34.176
6	41.820	29.425	30.537	33.019	2'14.801	179,1	10:11'52.247	6	44.638	31.960	33.106	36.490	2'26.194	179,7	10:15'00.370
7	41.479	29.382	29.946	34.384	2'15.191	180,3	10:14'07.438								

18° 9 P. GRASSIA (2'15.236)								25° 66 E. MCGLINCHEY							
Lap	Seg.1	Seg.2	Seg.3	Seg.4	Lap Time	km/h	Local Time	Lap	Seg.1	Seg.2	Seg.3	Seg.4	Lap Time	km/h	Local Time
1							10:02'35.592	1		30.915	32.476	34.206		170,4	10:04'00.293
2	1'10.745	32.043	31.565	33.603	2'47.956P	150,7	10:05'23.548	2	42.551	29.394	30.730	1'26.391	3'09.066P	175,1	10:07'09.359
3	41.756	30.384	30.683	33.059	2'15.882	176,5	10:07'39.430								
4	42.712	29.722	29.908	32.894	2'15.236	177,3	10:09'54.666								

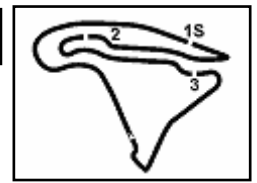
19° 25 A. KROH (2'17.025)							
Lap	Seg.1	Seg.2	Seg.3	Seg.4	Lap Time	km/h	Local Time
1		33.360	32.761	35.530		173,4	10:03'06.993
2	42.671	30.670	30.781	34.755	2'18.877	176,8	10:05'25.870
3	41.381	30.892	30.689	34.140	2'17.102	178,5	10:07'42.972
4	42.274	30.511	30.480	33.760	2'17.025	177,3	10:09'59.997

03/10/2020 P = Pits In/Out - C = Lap Time Cancelled

These data/results cannot be reproduced, stored and/or transmitted in whole or in part by any manner of electronic, mechanical, photocopying, recording, broadcasting or otherwise now known or herein after developed without the previous express consent by the copyright owner, except for reproduction in daily press and regular printed publications on sale to the public within 60 days of the event related to those data/results and always provided that copyright symbol appears together as follows below.

© DORNA WSBK ORGANIZATION Srl 2020

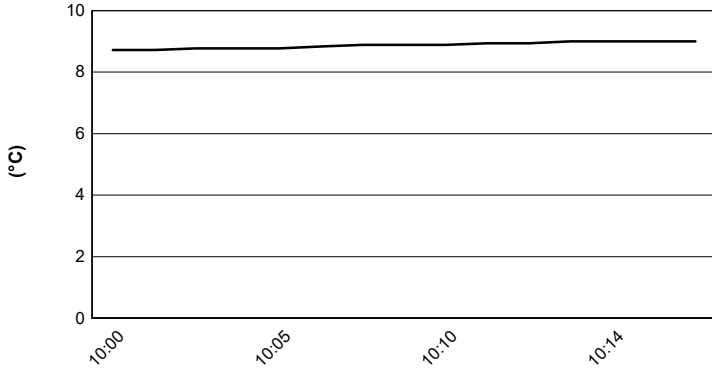




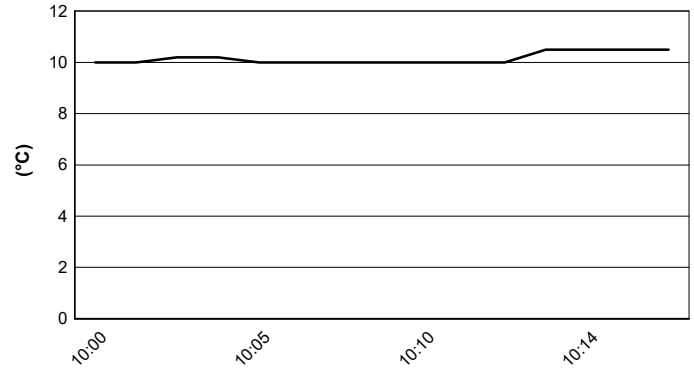
Magny-Cours 4.411 m

Pirelli French Round, 2 - 4 October 2020
Weather Report Free Practice 3rd Session Gr.A
 Session started 10:00 - Session ended 10:17

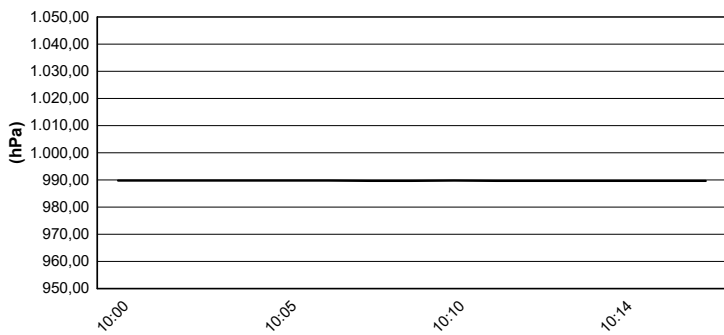
Air Temperature



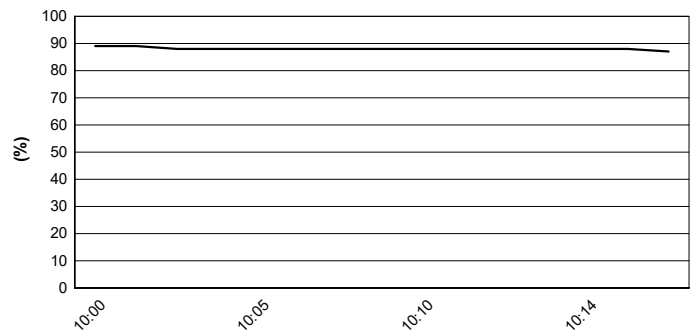
Track Temperature



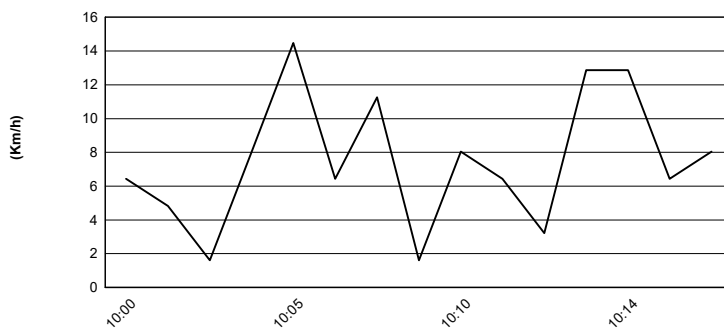
Air Pressure



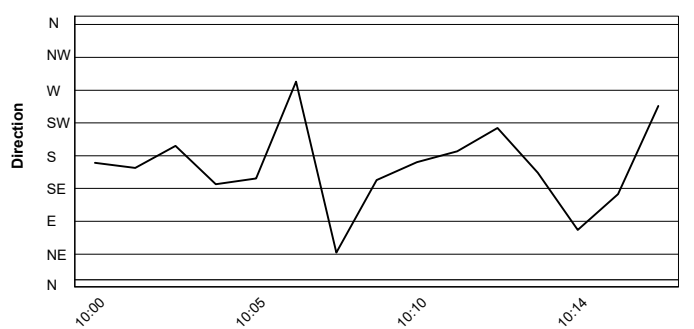
Humidity



Wind Speed



Wind Direction



03/10/2020

These data/results cannot be reproduced, stored and/or transmitted in whole or in part by any manner of electronic, mechanical, photocopying, recording, broadcasting or otherwise now known or herein after developed without the previous express consent by the copyright owner, except for reproduction in daily press and regular printed publications on sale to the public within 60 days of the event related to those data/results and always provided that copyright symbol appears together as follows below.

© DORNA WSBK ORGANIZATION Srl 2020



Official Fuel Supplier



FICR PERUGIA TIMING

Official Tyre Supplier



Official Timekeeper