

Portimao 4.592 m

1 / 2

Motul Portuguese Round, 7 - 9 August 2020

Results Race 1

Laps 20 = 91,840 Km - Time of Race 34'24.940 - Avg. 160,113 km/h

Pos	Grid	No. Rider	Nat	Team	Bike	Class	LL	Gap	Rel.	Fastest Lap	Speed	Qualifying	Speed
1	1	1 J. REA	GBR	Kawasaki Racing Team WorldSBK	Kawasaki ZX-10RR		20			1'42.075	311,4	1'40.676	307,8
2	2	54 T. RAZGATLIOGLU	TUR	PATA YAMAHA WorldSBK Official Team	Yamaha YZF R1		20	5.142	5.142	1'42.293	317,8	1'40.954	313,2
3	5	60 M. VAN DER MARK	NED	PATA YAMAHA WorldSBK Official Team	Yamaha YZF R1		20	7.029	1.887	1'42.509	307,0	1'41.335	306,1
4	3	22 A. LOWES	GBR	Kawasaki Racing Team WorldSBK	Kawasaki ZX-10RR		20	9.851	2.822	1'42.583	301,8	1'41.074	310,5
5	7	21 M. RINALDI	ITA	Team GOELEVELN	Ducati Panigale V4 R	IND	20	10.705	0.854	1'42.960	302,7	1'41.424	306,1
6	6	76 L. BAZ	FRA	Ten Kate Racing Yamaha	Yamaha YZF R1	IND	20	12.226	1.521	1'42.376	312,3	1'41.354	307,8
7	8	45 S. REDDING	GBR	ARUBA.IT Racing - Ducati	Ducati Panigale V4 R		20	12.485	0.259	1'42.552	309,6	1'41.436	312,3
8	4	66 T. SYKES	GBR	BMW Motorrad WorldSBK Team	BMW S1000 RR		20	12.829	0.344	1'42.722	304,4	1'41.240	309,6
9	12	19 A. BAUTISTA	ESP	Team HRC	Honda CBR1000RR-R		20	14.233	1.404	1'43.257	304,4	1'42.123	308,7
10	9	50 E. LAVERTY	IRL	BMW Motorrad WorldSBK Team	BMW S1000 RR		20	16.208	1.975	1'43.150	303,5	1'41.504	307,8
11	13	7 C. DAVIES	GBR	ARUBA.IT Racing - Ducati	Ducati Panigale V4 R		20	22.477	6.269	1'43.653	311,4	1'42.227	315,9
12	10	91 L. HASLAM	GBR	Team HRC	Honda CBR1000RR-R		20	22.581	0.104	1'43.433	300,2	1'41.607	306,1
13	15	12 X. FORES	ESP	Kawasaki Puccetti Racing	Kawasaki ZX-10RR	IND	20	23.535	0.954	1'43.614	309,6	1'42.421	310,5
14	11	31 G. GERLOFF	USA	GRT Yamaha WorldSBK Junior Team	Yamaha YZF R1	IND	20	23.577	0.042	1'43.337	304,4	1'41.807	308,7
15	16	64 F. CARICASULO	ITA	GRT Yamaha WorldSBK Junior Team	Yamaha YZF R1	IND	20	30.728	7.151	1'43.946	309,6	1'42.491	304,4
16	18	36 L. MERCADO	ARG	Motocorsa Racing	Ducati Panigale V4 R	IND	20	39.137	8.409	1'44.221	307,8	1'42.718	307,8
17	19	33 M. MELANDRI	ITA	Barni Racing Team	Ducati Panigale V4 R	IND	20	49.020	9.883	1'44.395	297,7	1'42.873	304,4
18	20	20 S. BARRIER	FRA	Brixx Performance	Ducati Panigale V4 R	IND	20	55.510	6.490	1'45.040	300,2	1'42.894	301,8
19	21	13 T. TAKAHASHI	JPN	MIE Racing Althea HONDA Team	Honda CBR1000RR-R	IND	20	55.891	0.381	1'45.217	300,2	1'44.025	300,2
20	23	63 L. GABELLINI	ITA	MIE Racing Althea HONDA Team	Honda CBR1000RR-R	IND	20	1'16.109	20.218	1'46.052	295,3	1'44.779	288,2
21	17	77 M. SCHEIB	CHI	ORELAC Racing VERDNATURA	Kawasaki ZX-10RR	IND	19	1 Lap	1 Lap	1'44.180	306,1	1'42.654	301,8
-----Not Classified-----													
RET	14	11 S. CORTESE	GER	OUTDO Kawasaki TPR	Kawasaki ZX-10RR	IND	19	1 Lap		1'44.229	295,3	1'42.345	298,5
RET	22	23 C. PONSSON	FRA	Nuova M2 Racing	Aprilia RSV4 1000	IND	16	4 Laps		1'46.194	304,4	1'44.027	305,2

AIR	Humidity:	55%	Temp:	30°C
TRACK	Condition:	Dry	Temp:	44°C

Records	Pole (SP)	2019	J.Rea	1'40.372	164,70 Km/h
	Race (SPRC)	2019	J.Rea	1'41.272	163,24 Km/h
	All Times (SP)	2019	J.Rea	1'40.372	164,70 Km/h
Race Fastest Lap		Lap 4	J.Rea	1'42.075	161,95 Km/h

LAP LEADERS				
No. Rider	From	To	Laps	Total
1 J. REA	1	20	20	20

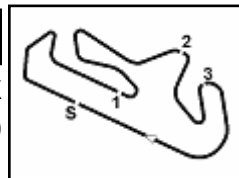
TOTAL LEADER LAPS	
No. Rider	Laps
1 J. REA	70
45 S. REDDING	28
66 T. SYKES	11
54 T. RAZGATLIOGLU	6
22 A. LOWES	3
60 M. VAN DER MARK	3
76 L. BAZ	3

Start 08/08/2020 14:00 End 14:36 The results are provisional until the end of the time limit for protests and appeals and the completion of the technical checks.

These data/results cannot be reproduced, stored and/or transmitted in whole or in part by any manner of electronic, mechanical, photocopying, recording, broadcasting or otherwise now known or herein after developed without the previous express consent by the copyright owner, except for reproduction in daily press and regular printed publications on sale to the public within 60 days of the event related to those data/results and always provided that copyright symbol appears together as follows below.

© DORNA WSBK ORGANIZATION Srl 2020





Portimao 4.592 m

2 / 2

Motul Portuguese Round, 7 - 9 August 2020 Results Race 1

Race Highlights

Time	No. Rider	Description
13.58.09		Warm-up Lap Start
14.00.52		Start
14.02.21		No Jump Start
14.07.56	77 Scheib	Entered Pits
14.10.16	77 Scheib	Exited Pits
14.23.19		2/3 of Race Distance Completed
14.29.35	23 Ponsson	Entered Pits
14.30.35	23 Ponsson	Retired
14.35.37	11 Cortese	Crashed - Turn 12
14.36.57		End Of Session

08/08/2020 Start End The results are provisional until the end of the time limit for protests and appeals
14:00 14:36 and the completion of the technical checks.

These data/results cannot be reproduced, stored and/or transmitted in whole or in part by any manner of electronic, mechanical, photocopying, recording, broadcasting or otherwise now known or herein after developed without the previous express consent by the copyright owner, except for reproduction in daily press and regular printed publications on sale to the public within 60 days of the event related to those data/results and always provided that copyright symbol appears together as follows below.

© DORNA WSBK ORGANIZATION Srl 2020

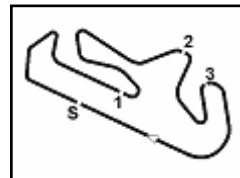
FKR PERUGIA TIMING



Official Tyre Supplier



Official Timekeeper



Portimao 4.592 m

1 / 4

Motul Portuguese Round, 7 - 9 August 2020
Lap Chart Race 1

		Lap																			
		1	2	3	4	5	6	7	8	9	10	11	12	13	14	15	16	17	18	19	20
1	1	1	1	1	1	1	1	1	1	1	1	1	1	1	1	1	1	1	1	1	1
2	54	54	54	54	54	54	54	54	54	54	54	54	54	54	54	54	54	54	54	54	54
3	76	76	76	76	76	60	76	76	45	45	45	45	60	60	60	60	60	60	60	60	60
4	60	60	60	60	60	76	45	45	76	60	60	60	45	45	45	22	22	22	22	22	22
5	22	22	22	45	45	45	22	22	22	76	22	22	22	22	22	45	45	45	21	21	21
6	45	45	45	22	22	22	60	60	60	22	76	76	21	21	21	21	21	21	76	76	76
7	21	21	21	21	21	21	21	21	21	21	21	21	76	76	76	76	76	76	45	45	45
8	91	91	66	66	66	66	66	66	66	66	66	66	66	66	66	66	66	66	66	66	66
9	66	66	91	91	50	50	19	19	19	19	19	19	19	19	19	19	19	19	19	19	19
10	50	50	50	50	91	19	50	50	50	50	50	50	50	50	50	50	50	50	50	50	50
11	31	31	19	19	19	91	91	91	91	91	91	91	31	31	31	31	91	91	7	7	7
12	7	7	31	31	31	31	31	12	12	31	31	31	91	91	91	91	31	7	91	91	91
13	12	19	12	12	12	12	12	31	31	12	12	12	12	12	12	7	7	12	31	12	12
14	19	12	7	7	7	7	7	7	7	7	7	7	7	7	7	12	12	31	12	31	31
15	33	33	64	64	64	64	64	64	64	64	64	64	64	64	64	64	64	64	64	64	64
16	64	64	33	33	33	33	36	36	36	36	36	36	36	36	11	11	36	36	36	36	36
17	36	77	77	11	11	36	33	11	11	11	11	11	11	11	36	36	11	11	11	33	33
18	77	11	11	36	36	11	11	33	33	33	33	33	33	33	33	33	33	33	33	33	20
19	11	36	36	20	20	20	20	20	20	20	20	20	20	20	20	20	20	20	20	20	13
20	20	20	20	13	13	13	13	13	13	13	13	13	13	13	13	13	13	13	13	13	63
21	23	23	23	23	23	63	63	63	23	23	23	63	23	23	63	23	63	63	63	63	63
22	63	63	13	63	63	63	23	23	23	63	63	63	23	63	63	23	77	77	77	77	77
23	13	13	63	77	77	77	77	77	77	77	77	77	77	77	77	77	77	77	77	77	77

Final Result		
1	1 J. REA	Laps 20
2	54 T. RAZGATLIOGLU	5.142
3	60 M. VAN DER MARK	7.029
4	22 A. LOWES	9.851
5	21 M. RINALDI	10.705
6	76 L. BAZ	12.226
7	45 S. REDDING	12.485
8	66 T. SYKES	12.829
9	19 A. BAUTISTA	14.233
10	50 E. LAVERTY	16.208
11	7 C. DAVIES	22.477
12	91 L. HASLAM	22.581
13	12 X. FORES	23.535
14	31 G. GERLOFF	23.577
15	64 F. CARICASULO	30.728
16	36 L. MERCADRO	39.137
17	33 M. MELANDRI	49.020
18	20 S. BARRIER	55.510
19	13 T. TAKAHASHI	55.891
20	63 L. GABELLINI	1'16.109
21	77 M. SCHEIB	1 Lap
RET	11 S. CORTESE	1 Lap
RET	23 C. PONSSON	4 Laps

08/08/2020

These data/results cannot be reproduced, stored and/or transmitted in whole or in part by any manner of electronic, mechanical, photocopying, recording, broadcasting or otherwise now known or herein after developed without the previous express consent by the copyright owner, except for reproduction in daily press and regular printed publications on sale to the public within 60 days of the event related to those data/results and always provided that copyright symbol appears together as follows below.

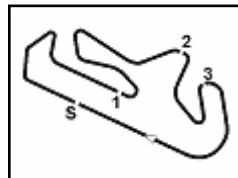
© DORNA WSBK ORGANIZATION Srl 2020

PIRELLI PERUGIA TIMING


Official Tyre Supplier



Official Timekeeper



Portimao 4.592 m

Motul Portuguese Round, 7 - 9 August 2020
Lap Chart Race 1

2 / 4

Lap 1		
1	1 J.Rea	1'43.341
2	54 T.Razgatioglu	0.396
3	76 L.Baz	0.736
4	60 M.van der Mark	1.106
5	22 A.Lowes	1.322
6	45 S.Redding	1.615
7	21 M.Rinaldi	2.201
8	91 L.Haslam	2.318
9	66 T.Sykes	2.541
10	50 E.Laverty	3.014
11	31 G.Gerloff	3.192
12	7 C.Davies	3.643
13	12 X.Fores	3.856
14	19 A.Bautista	3.919
15	33 M.Melandri	4.308
16	64 F.Caricasulo	4.484
17	36 L.Mercado	4.839
18	77 M.Scheib	4.915
19	11 S.Cortese	5.292
20	20 S.Barrier	5.970
21	23 C.Ponsson	6.625
22	63 L.Gabellini	7.018
23	13 T.Takahashi	7.088

Lap 4		
1	1 J.Rea	6'49.962
2	54 T.Razgatioglu	1.035
3	76 L.Baz	2.009
4	60 M.van der Mark	2.260
5	45 S.Redding	3.143
6	22 A.Lowes	3.359
7	21 M.Rinaldi	5.107
8	66 T.Sykes	5.335
9	91 L.Haslam	6.837
10	50 E.Laverty	6.993
11	19 A.Bautista	7.766
12	31 G.Gerloff	8.289
13	12 X.Fores	8.738
14	7 C.Davies	9.537
15	64 F.Caricasulo	10.717
16	33 M.Melandri	11.879
17	11 S.Cortese	12.024
18	36 L.Mercado	12.316
19	20 S.Barrier	14.978
20	13 T.Takahashi	18.779
21	23 C.Ponsson	19.531
22	63 L.Gabellini	19.718
23	77 M.Scheib	20.720

Lap 7		
1	1 J.Rea	11'57.872
2	54 T.Razgatioglu	2.142
3	76 L.Baz	4.500
4	45 S.Redding	4.871
5	22 A.Lowes	5.164
6	60 M.van der Mark	5.727
7	21 M.Rinaldi	6.880
8	66 T.Sykes	7.141
9	19 A.Bautista	10.155
10	50 E.Laverty	10.597
11	91 L.Haslam	10.971
12	31 G.Gerloff	11.911
13	12 X.Fores	12.209
14	7 C.Davies	13.866
15	64 F.Caricasulo	15.159
16	36 L.Mercado	18.719
17	33 M.Melandri	18.833
18	11 S.Cortese	18.962
19	20 S.Barrier	25.908
20	13 T.Takahashi	27.586
21	63 L.Gabellini	30.881
22	23 C.Ponsson	31.088
23	77 M.Scheib	

Lap 10		
1	1 J.Rea	17'07.390
2	54 T.Razgatioglu	2.489
3	45 S.Redding	6.320
4	60 M.van der Mark	6.777
5	76 L.Baz	7.177
6	22 A.Lowes	7.414
7	21 M.Rinaldi	7.828
8	66 T.Sykes	7.938
9	19 A.Bautista	10.658
10	50 E.Laverty	12.641
11	91 L.Haslam	13.207
12	31 G.Gerloff	14.749
13	12 X.Fores	15.146
14	7 C.Davies	15.614
15	64 F.Caricasulo	19.023
16	36 L.Mercado	22.948
17	11 S.Cortese	23.261
18	33 M.Melandri	26.900
19	20 S.Barrier	32.532
20	13 T.Takahashi	34.684
21	23 C.Ponsson	41.759
22	63 L.Gabellini	42.261
23	77 M.Scheib	

Lap 2		
1	1 J.Rea	3'25.684
2	54 T.Razgatioglu	0.425
3	76 L.Baz	0.769
4	60 M.van der Mark	1.272
5	22 A.Lowes	1.562
6	45 S.Redding	1.824
7	21 M.Rinaldi	2.818
8	91 L.Haslam	3.408
9	66 T.Sykes	3.487
10	50 E.Laverty	3.821
11	31 G.Gerloff	4.186
12	7 C.Davies	5.135
13	19 A.Bautista	5.227
14	12 X.Fores	5.393
15	33 M.Melandri	6.360
16	64 F.Caricasulo	6.475
17	77 M.Scheib	6.752
18	11 S.Cortese	7.417
19	36 L.Mercado	7.774
20	20 S.Barrier	8.844
21	23 C.Ponsson	10.699
22	63 L.Gabellini	10.984
23	13 T.Takahashi	11.173

Lap 5		
1	1 J.Rea	8'32.455
2	54 T.Razgatioglu	1.414
3	76 L.Baz	2.663
4	60 M.van der Mark	2.724
5	45 S.Redding	3.538
6	22 A.Lowes	3.745
7	21 M.Rinaldi	5.708
8	66 T.Sykes	6.027
9	50 E.Laverty	8.380
10	91 L.Haslam	8.732
11	19 A.Bautista	8.854
12	31 G.Gerloff	9.683
13	12 X.Fores	10.273
14	7 C.Davies	11.496
15	64 F.Caricasulo	12.404
16	33 M.Melandri	14.114
17	11 S.Cortese	14.275
18	36 L.Mercado	14.429
19	20 S.Barrier	18.164
20	13 T.Takahashi	21.971
21	23 C.Ponsson	23.314
22	63 L.Gabellini	23.688
23	77 M.Scheib	

Lap 8		
1	1 J.Rea	13'41.195
2	54 T.Razgatioglu	2.129
3	76 L.Baz	4.990
4	45 S.Redding	5.085
5	22 A.Lowes	5.291
6	60 M.van der Mark	5.724
7	21 M.Rinaldi	6.955
8	66 T.Sykes	7.209
9	19 A.Bautista	10.124
10	50 E.Laverty	11.313
11	91 L.Haslam	11.456
12	12 X.Fores	12.748
13	31 G.Gerloff	12.885
14	7 C.Davies	14.196
15	64 F.Caricasulo	16.051
16	36 L.Mercado	19.901
17	11 S.Cortese	20.513
18	33 M.Melandri	21.243
19	20 S.Barrier	27.842
20	13 T.Takahashi	30.192
21	63 L.Gabellini	34.389
22	23 C.Ponsson	34.631
23	77 M.Scheib	

Lap 11		
1	1 J.Rea	18'50.836
2	54 T.Razgatioglu	2.560
3	45 S.Redding	6.409
4	60 M.van der Mark	6.680
5	22 A.Lowes	7.800
6	76 L.Baz	8.332
7	21 M.Rinaldi	8.449
8	66 T.Sykes	8.651
9	19 A.Bautista	10.969
10	50 E.Laverty	12.973
11	91 L.Haslam	14.304
12	31 G.Gerloff	15.058
13	12 X.Fores	15.968
14	7 C.Davies	16.787
15	64 F.Caricasulo	19.970
16	36 L.Mercado	24.199
17	11 S.Cortese	24.543
18	33 M.Melandri	29.264
19	20 S.Barrier	34.593
20	13 T.Takahashi	37.083
21	23 C.Ponsson	45.058
22	63 L.Gabellini	45.673
23	77 M.Scheib	

Lap 3		
1	1 J.Rea	5'07.887
2	54 T.Razgatioglu	0.515
3	76 L.Baz	1.237
4	60 M.van der Mark	1.619
5	22 A.Lowes	2.081
6	45 S.Redding	2.268
7	21 M.Rinaldi	3.694
8	66 T.Sykes	4.688
9	91 L.Haslam	5.204
10	50 E.Laverty	5.469
11	19 A.Bautista	6.584
12	31 G.Gerloff	6.786
13	12 X.Fores	7.199
14	7 C.Davies	7.765
15	64 F.Caricasulo	8.401
16	33 M.Melandri	8.872
17	77 M.Scheib	9.024
18	11 S.Cortese	9.443
19	36 L.Mercado	9.792
20	20 S.Barrier	11.681
21	23 C.Ponsson	14.746
22	13 T.Takahashi	14.977
23	63 L.Gabellini	15.036

Lap 6		
1	1 J.Rea	10'15.174
2	54 T.Razgatioglu	1.418
3	60 M.van der Mark	3.605
4	76 L.Baz	3.617
5	45 S.Redding	3.965
6	22 A.Lowes	4.239
7	21 M.Rinaldi	6.144
8	66 T.Sykes	6.651
9	50 E.Laverty	9.286
10	19 A.Bautista	9.413
11	91 L.Haslam	9.986
12	31 G.Gerloff	10.962
13	12 X.Fores	11.242
14	7 C.Davies	12.856
15	64 F.Caricasulo	13.911
16	33 M.Melandri	16.091
17	36 L.Mercado	16.242
18	11 S.Cortese	16.372
19	20 S.Barrier	21.110
20	13 T.Takahashi	24.673
21	23 C.Ponsson	27.287
22	63 L.Gabellini	27.527
23	77 M.Scheib	

Lap 9		
1	1 J.Rea	15'24.102
2	54 T.Razgatioglu	2.327
3	45 S.Redding	6.117
4	76 L.Baz	6.350
5	22 A.Lowes	6.431
6	60 M.van der Mark	6.626
7	21 M.Rinaldi	7.390
8	66 T.Sykes	7.609
9	19 A.Bautista	10.580
10	50 E.Laverty	12.247
11	91 L.Haslam	12.509
12	12 X.Fores	14.049
13	31 G.Gerloff	14.118
14	7 C.Davies	15.067
15	64 F.Caricasulo	17.604
16	36 L.Mercado	21.569
17	11 S.Cortese	22.108
18	33 M.Melandri	23.885
19	20 S.Barrier	30.218
20	13 T.Takahashi	32.755
21	63 L.Gabellini	38.761
22	23 C.Ponsson	38.853
23	77 M.Scheib	

Lap 12		
1	1 J.Rea	20'34.194
2	54 T.Razgatioglu	2.635
3	45 S.Redding	6.813
4	60 M.van der Mark	6.937
5	22 A.Lowes	7.951
6	76 L.Baz	8.749
7	21 M.Rinaldi	8.928
8	66 T.Sykes	9.207
9	19 A.Bautista	10.886
10	50 E.Laverty	13.536
11	91 L.Haslam	15.754
12	31 G.Gerloff	15.812
13	12 X.Fores	16.592
14	7 C.Davies	17.649
15	64 F.Caricasulo	20.998
16	36 L.Mercado	25.593
17	11 S.Cortese	25.854
18	33 M.Melandri	31.614
19	20 S.Barrier	36.930
20	13 T.Takahashi	39.438
21	23 C.Ponsson	48.197
22	63 L.Gabellini	48.993
23	77 M.Scheib	

08/08/2020

These data/results cannot be reproduced, stored and/or transmitted in whole or in part by any manner of electronic, mechanical, photocopying, recording, broadcasting or otherwise now known or herein after developed without the previous express consent by the copyright owner, except for reproduction in daily press and regular printed publications on sale to the public within 60 days of the event related to those data/results and always provided that copyright symbol appears together as follows below.

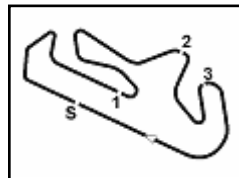
© DORNA WSBK ORGANIZATION Srl 2020

FCR PERUGIA TIMING


Official Tyre Supplier



Official Timekeeper



Portimao 4.592 m

3 / 4

Motul Portuguese Round, 7 - 9 August 2020

Lap Chart Race 1

Lap 13

1	1	J.Rea	22'17.538
2	54	T.Razgatioglu	3.080
3	60	M.van der Mark	7.255
4	45	S.Redding	7.635
5	22	A.Lowes	8.187
6	21	M.Rinaldi	9.217
7	76	L.Baz	9.591
8	66	T.Sykes	9.711
9	19	A.Bautista	11.249
10	50	E.Laverty	14.087
11	31	G.Gerloff	16.618
12	91	L.Haslam	17.303
13	12	X.Fores	17.704
14	7	C.Davies	18.113
15	64	F.Caricasulo	21.836
16	36	L.Mercado	27.032
17	11	S.Cortese	27.542
18	33	M.Melandri	33.556
19	20	S.Barrier	39.387
20	13	T.Takahashi	41.828
21	63	L.Gabellini	52.901
22	23	C.Ponsson	53.016
23	77	M.Scheib	

Lap 16

1	1	J.Rea	27'28.400
2	54	T.Razgatioglu	4.064
3	60	M.van der Mark	6.970
4	22	A.Lowes	9.440
5	45	S.Redding	9.608
6	21	M.Rinaldi	9.704
7	76	L.Baz	10.572
8	66	T.Sykes	10.941
9	19	A.Bautista	12.686
10	50	E.Laverty	15.154
11	31	G.Gerloff	19.222
12	91	L.Haslam	19.483
13	7	C.Davies	20.046
14	12	X.Fores	20.317
15	64	F.Caricasulo	25.424
16	11	S.Cortese	30.919
17	36	L.Mercado	31.453
18	33	M.Melandri	38.358
19	20	S.Barrier	46.926
20	13	T.Takahashi	47.867
21	63	L.Gabellini	1'03.298
22	23	C.Ponsson	1'20.998
23	77	M.Scheib	

1	1	J.Rea	32'40.050
2	54	T.Razgatioglu	5.008
3	60	M.van der Mark	7.733
4	22	A.Lowes	10.264
5	21	M.Rinaldi	11.645
6	76	L.Baz	12.457
7	45	S.Redding	12.837
8	66	T.Sykes	13.044
9	19	A.Bautista	14.055
10	50	E.Laverty	16.319
11	7	C.Davies	23.052
12	91	L.Haslam	23.108
13	31	G.Gerloff	23.557
14	12	X.Fores	23.731
15	64	F.Caricasulo	29.707
16	36	L.Mercado	35.930
17	11	S.Cortese	36.121
18	33	M.Melandri	45.507
19	20	S.Barrier	54.160
20	13	T.Takahashi	54.457
21	63	L.Gabellini	1'13.240
22	77	M.Scheib	

Lap 14

1	1	J.Rea	24'01.049
2	54	T.Razgatioglu	3.660
3	60	M.van der Mark	7.211
4	45	S.Redding	8.094
5	22	A.Lowes	8.514
6	21	M.Rinaldi	9.277
7	76	L.Baz	9.977
8	66	T.Sykes	10.227
9	19	A.Bautista	12.080
10	50	E.Laverty	14.613
11	31	G.Gerloff	17.240
12	91	L.Haslam	18.141
13	12	X.Fores	18.507
14	7	C.Davies	18.971
15	64	F.Caricasulo	23.274
16	36	L.Mercado	28.545
17	11	S.Cortese	28.769
18	33	M.Melandri	35.385
19	20	S.Barrier	41.704
20	13	T.Takahashi	43.969
21	23	C.Ponsson	56.230
22	63	L.Gabellini	56.714
23	77	M.Scheib	

Lap 17

1	1	J.Rea	29'11.974
2	54	T.Razgatioglu	4.440
3	60	M.van der Mark	7.314
4	22	A.Lowes	10.056
5	45	S.Redding	10.589
6	21	M.Rinaldi	10.712
7	76	L.Baz	11.302
8	66	T.Sykes	11.513
9	19	A.Bautista	13.160
10	50	E.Laverty	15.809
11	91	L.Haslam	21.048
12	31	G.Gerloff	21.290
13	7	C.Davies	21.315
14	12	X.Fores	21.451
15	64	F.Caricasulo	26.651
16	36	L.Mercado	33.076
17	11	S.Cortese	33.390
18	33	M.Melandri	40.127
19	20	S.Barrier	49.912
20	13	T.Takahashi	50.481
21	63	L.Gabellini	1'06.745
22	77	M.Scheib	

Lap 20

1	1	J.Rea	34'24.940
2	54	T.Razgatioglu	5.142
3	60	M.van der Mark	7.029
4	22	A.Lowes	9.851
5	21	M.Rinaldi	10.705
6	76	L.Baz	12.226
7	45	S.Redding	12.485
8	66	T.Sykes	12.829
9	19	A.Bautista	14.233
10	50	E.Laverty	16.208
11	7	C.Davies	22.477
12	91	L.Haslam	22.581
13	12	X.Fores	23.535
14	31	G.Gerloff	23.577
15	64	F.Caricasulo	30.728
16	36	L.Mercado	39.137
17	33	M.Melandri	49.020
18	20	S.Barrier	55.510
19	13	T.Takahashi	55.891
20	63	L.Gabellini	1'16.109

Lap 15

1	1	J.Rea	25'44.610
2	54	T.Razgatioglu	4.011
3	60	M.van der Mark	7.056
4	45	S.Redding	8.569
5	22	A.Lowes	8.981
6	21	M.Rinaldi	9.384
7	76	L.Baz	10.197
8	66	T.Sykes	10.720
9	19	A.Bautista	12.404
10	50	E.Laverty	14.916
11	31	G.Gerloff	18.209
12	91	L.Haslam	18.739
13	12	X.Fores	19.253
14	7	C.Davies	19.672
15	64	F.Caricasulo	24.182
16	11	S.Cortese	29.892
17	36	L.Mercado	30.221
18	33	M.Melandri	36.935
19	20	S.Barrier	44.196
20	13	T.Takahashi	46.027
21	23	C.Ponsson	59.315
22	63	L.Gabellini	59.798
23	77	M.Scheib	

Lap 18

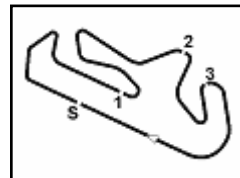
1	1	J.Rea	30'55.971
2	54	T.Razgatioglu	4.637
3	60	M.van der Mark	7.706
4	22	A.Lowes	10.205
5	45	S.Redding	11.263
6	21	M.Rinaldi	11.334
7	76	L.Baz	11.680
8	66	T.Sykes	11.857
9	19	A.Bautista	13.747
10	50	E.Laverty	16.051
11	91	L.Haslam	22.293
12	7	C.Davies	22.510
13	12	X.Fores	22.628
14	31	G.Gerloff	22.818
15	64	F.Caricasulo	27.713
16	36	L.Mercado	34.232
17	11	S.Cortese	34.531
18	33	M.Melandri	42.491
19	20	S.Barrier	52.027
20	13	T.Takahashi	52.474
21	63	L.Gabellini	1'10.059
22	77	M.Scheib	

Lap 19

08/08/2020

These data/results cannot be reproduced, stored and/or transmitted in whole or in part by any manner of electronic, mechanical, photocopying, recording, broadcasting or otherwise now known or herein after developed without the previous express consent by the copyright owner, except for reproduction in daily press and regular printed publications on sale to the public within 60 days of the event related to those data/results and always provided that copyright symbol appears together as follows below.

© DORNA WSBK ORGANIZATION Srl 2020



Portimao 4.592 m

4 / 4

Motul Portuguese Round, 7 - 9 August 2020

Lap Chart Race 1

Race Pace Comparison

	1 Rea	54 Raz	60 vdM	22 Low	21 Rin	76 Baz	45 Red	66 Syk	19 Bau	50 Lav	7 Dav	91 Has	12 For	31 Ger
1	1'43.341	1'43.737	1'44.447	1'44.663	1'45.542	1'44.077	1'44.956	1'45.882	1'47.260	1'46.355	1'46.984	1'45.659	1'47.197	1'46.533
2	1'42.343	1'42.372	1'42.509	1'42.583	1'42.960	1'42.376	1'42.552	1'43.289	1'43.651	1'43.150	1'43.835	1'43.433	1'43.880	1'43.337
3	1'42.203	1'42.293	1'42.550	1'42.722	1'43.079	1'42.671	1'42.647	1'43.404	1'43.560	1'43.851	1'44.833	1'43.999	1'44.009	1'44.803
4	1'42.075	1'42.595	1'42.716	1'43.353	1'43.488	1'42.847	1'42.950	1'42.722	1'43.257	1'43.599	1'43.847	1'43.708	1'43.614	1'43.578
5	1'42.493	1'42.872	1'42.957	1'42.879	1'43.094	1'43.147	1'42.888	1'43.185	1'43.581	1'43.880	1'44.452	1'44.388	1'44.028	1'43.887
6	1'42.719	1'42.723	1'43.600	1'43.213	1'43.155	1'43.673	1'43.146	1'43.343	1'43.278	1'43.625	1'44.079	1'43.973	1'43.688	1'43.998
7	1'42.698	1'43.422	1'44.820	1'43.623	1'43.434	1'43.581	1'43.604	1'43.188	1'43.440	1'44.009	1'43.708	1'43.683	1'43.665	1'43.647
8	1'43.323	1'43.310	1'43.320	1'43.450	1'43.398	1'43.813	1'43.537	1'43.391	1'43.292	1'44.039	1'43.653	1'43.808	1'43.862	1'44.297
9	1'42.907	1'43.105	1'43.809	1'44.047	1'43.342	1'44.267	1'43.939	1'43.307	1'43.363	1'43.841	1'43.778	1'43.960	1'44.208	1'44.140
10	1'43.288	1'43.450	1'43.439	1'44.271	1'43.726	1'44.115	1'43.491	1'43.617	1'43.366	1'43.682	1'43.835	1'43.986	1'44.385	1'43.919
11	1'43.446	1'43.517	1'43.349	1'43.832	1'44.067	1'44.601	1'43.535	1'44.159	1'43.757	1'43.778	1'44.619	1'44.543	1'44.268	1'43.755
12	1'43.358	1'43.433	1'43.615	1'43.509	1'43.837	1'43.775	1'43.762	1'43.914	1'43.275	1'43.921	1'44.220	1'44.808	1'43.982	1'44.112
13	1'43.344	1'43.789	1'43.662	1'43.580	1'43.633	1'44.186	1'44.166	1'43.848	1'43.707	1'43.895	1'43.808	1'44.893	1'44.456	1'44.150
14	1'43.511	1'44.091	1'43.467	1'43.838	1'43.571	1'43.897	1'43.970	1'44.027	1'44.342	1'44.037	1'44.369	1'44.349	1'44.314	1'44.133
15	1'43.561	1'43.912	1'43.406	1'44.028	1'43.668	1'43.781	1'44.036	1'44.054	1'43.885	1'43.864	1'44.262	1'44.159	1'44.307	1'44.530
16	1'43.790	1'43.843	1'43.704	1'44.249	1'44.110	1'44.165	1'44.829	1'44.011	1'44.072	1'44.028	1'44.164	1'44.534	1'44.854	1'44.803
17	1'43.574	1'43.950	1'43.918	1'44.190	1'44.582	1'44.304	1'44.555	1'44.146	1'44.048	1'44.229	1'44.843	1'45.139	1'44.708	1'45.642
18	1'43.997	1'44.194	1'44.389	1'44.146	1'44.619	1'44.375	1'44.671	1'44.341	1'44.584	1'44.239	1'45.192	1'45.242	1'45.174	1'45.525
19	1'44.079	1'44.450	1'44.106	1'44.138	1'44.390	1'44.856	1'45.653	1'45.266	1'44.387	1'44.347	1'44.621	1'44.894	1'45.182	1'44.818
20	1'44.890	1'45.024	1'44.186	1'44.477	1'43.950	1'44.659	1'44.538	1'44.675	1'45.068	1'44.779	1'44.315	1'44.363	1'44.694	1'44.910

	64 Car	36 Mer	33 Mel	20 Bar	13 Tak	63 Gab	11 Cor	77 Sch	23 Pon
1	1'47.825	1'48.180	1'47.649	1'49.311	1'50.429	1'50.359	1'48.633	1'48.256	1'49.966
2	1'44.334	1'45.278	1'44.395	1'45.217	1'46.428	1'46.309	1'44.468	1'44.180	1'46.417
3	1'44.129	1'44.221	1'44.715	1'45.040	1'46.007	1'46.255	1'44.229	1'44.475	1'46.250
4	1'44.391	1'44.599	1'45.082	1'45.372	1'45.877	1'46.757	1'44.656	1'53.771	1'46.860
5	1'44.180	1'44.606	1'44.728	1'45.679	1'45.685	1'46.463	1'44.744	1'02.347	1'46.276
6	1'44.226	1'44.532	1'44.696	1'45.665	1'45.421	1'46.558	1'44.816	1'45.460	1'46.692
7	1'43.946	1'45.175	1'45.440	1'47.496	1'45.611	1'46.052	1'45.288	1'44.809	1'46.499
8	1'44.215	1'44.505	1'45.733	1'45.257	1'45.929	1'46.831	1'44.874	1'45.177	1'46.866
9	1'44.460	1'44.575	1'45.549	1'45.283	1'45.470	1'47.279	1'44.502	1'45.500	1'47.129
10	1'44.707	1'44.667	1'46.303	1'45.602	1'45.217	1'46.788	1'44.441	1'47.804	1'46.194
11	1'44.393	1'44.697	1'45.810	1'45.507	1'45.845	1'46.858	1'44.728	1'45.568	1'46.745
12	1'44.386	1'44.752	1'45.708	1'45.695	1'45.713	1'46.678	1'44.669	1'45.360	1'46.497
13	1'44.182	1'44.783	1'45.286	1'45.801	1'45.734	1'47.252	1'45.032	1'45.720	1'48.163
14	1'44.949	1'45.024	1'45.340	1'45.828	1'45.652	1'47.324	1'44.738	1'46.927	1'46.725
15	1'44.469	1'45.237	1'45.111	1'46.053	1'45.619	1'46.645	1'44.684	1'45.751	1'46.646
16	1'45.032	1'45.022	1'45.213	1'46.520	1'45.630	1'47.290	1'44.817	1'45.909	2'05.473
17	1'44.801	1'45.197	1'45.343	1'46.560	1'46.188	1'47.021	1'46.045	1'46.484	
18	1'45.059	1'45.153	1'46.361	1'46.112	1'45.990	1'47.311	1'45.138	1'46.101	
19	1'46.073	1'45.777	1'47.095	1'46.212	1'46.062	1'47.260	1'45.669	1'47.871	
20	1'45.911	1'48.097	1'48.403	1'46.240	1'46.324	1'47.759			

08/08/2020

These data/results cannot be reproduced, stored and/or transmitted in whole or in part by any manner of electronic, mechanical, photocopying, recording, broadcasting or otherwise now known or herein after developed without the previous express consent by the copyright owner, except for reproduction in daily press and regular printed publications on sale to the public within 60 days of the event related to those data/results and always provided that copyright symbol appears together as follows below.

© DORNA WSBK ORGANIZATION Srl 2020

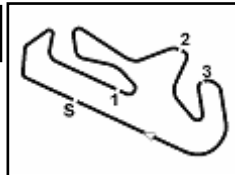
FICR PERUGIA TIMING



Official Tyre Supplier



Official Timekeeper



Motul Portuguese Round, 7 - 9 August 2020 Best Sectors & Speed Race 1

RESULTS			
1	1 J. REA	Kawasaki ZX-10RR	Laps 20
2	54 T. RAZGATLIOGLU	Yamaha YZF R1	5.142
3	60 M. VAN DER MARK	Yamaha YZF R1	7.029
4	22 A. LOWES	Kawasaki ZX-10RR	9.851
5	21 M. RINALDI	Ducati Panigale V4 R	10.705
6	76 L. BAZ	Yamaha YZF R1	12.226
7	45 S. REDDING	Ducati Panigale V4 R	12.485
8	66 T. SYKES	BMW S1000 RR	12.829
9	19 A. BAUTISTA	Honda CBR1000RR-R	14.233
10	50 E. LAVERTY	BMW S1000 RR	16.208
11	7 C. DAVIES	Ducati Panigale V4 R	22.477
12	91 L. HASLAM	Honda CBR1000RR-R	22.581
13	12 X. FORES	Kawasaki ZX-10RR	23.535
14	31 G. GERLOFF	Yamaha YZF R1	23.577
15	64 F. CARICASULO	Yamaha YZF R1	30.728
16	36 L. MERCADO	Ducati Panigale V4 R	39.137
17	33 M. MELANDRI	Ducati Panigale V4 R	49.020
18	20 S. BARRIER	Ducati Panigale V4 R	55.510
19	13 T. TAKAHASHI	Honda CBR1000RR-R	55.891
20	63 L. GABELLINI	Honda CBR1000RR-R	1'16.109
21	77 M. SCHEIB	Kawasaki ZX-10RR	1 Lap
RET	11 S. CORTESE	Kawasaki ZX-10RR	1 Lap
RET	23 C. PONSSON	Aprilia RSV4 1000	4 Laps

SPEED			
1	54 T. RAZGATLIOGLU	Yamaha YZF R1	317,8
2	76 L. BAZ	Yamaha YZF R1	312,3
3	1 J. REA	Kawasaki ZX-10RR	311,4
4	7 C. DAVIES	Ducati Panigale V4 R	311,4
5	64 F. CARICASULO	Yamaha YZF R1	309,6
6	12 X. FORES	Kawasaki ZX-10RR	309,6
7	45 S. REDDING	Ducati Panigale V4 R	309,6
8	36 L. MERCADO	Ducati Panigale V4 R	307,8
9	60 M. VAN DER MARK	Yamaha YZF R1	307,0
10	77 M. SCHEIB	Kawasaki ZX-10RR	306,1
11	23 C. PONSSON	Aprilia RSV4 1000	304,4
12	66 T. SYKES	BMW S1000 RR	304,4
13	19 A. BAUTISTA	Honda CBR1000RR-R	304,4
14	31 G. GERLOFF	Yamaha YZF R1	304,4
15	50 E. LAVERTY	BMW S1000 RR	303,5
16	21 M. RINALDI	Ducati Panigale V4 R	302,7
17	22 A. LOWES	Kawasaki ZX-10RR	301,8
18	13 T. TAKAHASHI	Honda CBR1000RR-R	300,2
19	20 S. BARRIER	Ducati Panigale V4 R	300,2
20	91 L. HASLAM	Honda CBR1000RR-R	300,2
21	33 M. MELANDRI	Ducati Panigale V4 R	297,7
22	63 L. GABELLINI	Honda CBR1000RR-R	295,3
23	11 S. CORTESE	Kawasaki ZX-10RR	295,3

SEG. 1			SEG. 2			SEG. 3			SEG. 4		
1	54 T. RAZGATLIOGLU	32.128	1	76 L. BAZ	30.491	1	1 J. REA	20.209	1	60 M. VAN DER MARK	18.883
2	1 J. REA	32.200	2	1 J. REA	30.557	2	66 T. SYKES	20.305	2	22 A. LOWES	18.956
3	76 L. BAZ	32.301	3	54 T. RAZGATLIOGLU	30.597	3	76 L. BAZ	20.320	3	45 S. REDDING	18.965
4	45 S. REDDING	32.364	4	66 T. SYKES	30.633	4	22 A. LOWES	20.333	4	50 E. LAVERTY	18.980
5	22 A. LOWES	32.381	5	21 M. RINALDI	30.656	5	45 S. REDDING	20.356	5	76 L. BAZ	18.989
6	19 A. BAUTISTA	32.389	6	31 G. GERLOFF	30.675	6	54 T. RAZGATLIOGLU	20.382	6	31 G. GERLOFF	19.000
7	7 C. DAVIES	32.427	7	22 A. LOWES	30.679	7	60 M. VAN DER MARK	20.386	7	54 T. RAZGATLIOGLU	19.013
8	60 M. VAN DER MARK	32.445	8	45 S. REDDING	30.684	8	7 C. DAVIES	20.394	8	66 T. SYKES	19.013
9	66 T. SYKES	32.486	9	60 M. VAN DER MARK	30.688	9	64 F. CARICASULO	20.403	9	1 J. REA	19.018
10	12 X. FORES	32.507	10	19 A. BAUTISTA	30.807	10	19 A. BAUTISTA	20.412	10	91 L. HASLAM	19.022
11	21 M. RINALDI	32.551	11	50 E. LAVERTY	30.815	11	31 G. GERLOFF	20.415	11	19 A. BAUTISTA	19.074
12	64 F. CARICASULO	32.645	12	91 L. HASLAM	30.824	12	21 M. RINALDI	20.441	12	21 M. RINALDI	19.102
13	91 L. HASLAM	32.695	13	7 C. DAVIES	30.940	13	12 X. FORES	20.491	13	12 X. FORES	19.117
14	50 E. LAVERTY	32.729	14	12 X. FORES	30.993	14	77 M. SCHEIB	20.497	14	64 F. CARICASULO	19.186
15	31 G. GERLOFF	32.802	15	77 M. SCHEIB	31.002	15	33 M. MELANDRI	20.519	15	11 S. CORTESE	19.197
16	36 L. MERCADO	32.855	16	64 F. CARICASULO	31.042	16	50 E. LAVERTY	20.539	16	33 M. MELANDRI	19.207
17	33 M. MELANDRI	32.920	17	33 M. MELANDRI	31.089	17	91 L. HASLAM	20.590	17	7 C. DAVIES	19.241
18	11 S. CORTESE	32.987	18	11 S. CORTESE	31.107	18	11 S. CORTESE	20.599	18	77 M. SCHEIB	19.257
19	77 M. SCHEIB	33.008	19	36 L. MERCADO	31.119	19	36 L. MERCADO	20.680	19	36 L. MERCADO	19.257
20	13 T. TAKAHASHI	33.134	20	20 S. BARRIER	31.313	20	20 S. BARRIER	20.766	20	63 L. GABELLINI	19.359
21	20 S. BARRIER	33.204	21	13 T. TAKAHASHI	31.512	21	23 C. PONSSON	20.896	21	13 T. TAKAHASHI	19.367
22	23 C. PONSSON	33.272	22	23 C. PONSSON	31.781	22	13 T. TAKAHASHI	20.909	22	20 S. BARRIER	19.456
23	63 L. GABELLINI	33.479	23	63 L. GABELLINI	31.785	23	63 L. GABELLINI	21.072	23	23 C. PONSSON	19.597

08/08/2020

These data/results cannot be reproduced, stored and/or transmitted in whole or in part by any manner of electronic, mechanical, photocopying, recording, broadcasting or otherwise now known or herein after developed without the previous express consent by the copyright owner, except for reproduction in daily press and regular printed publications on sale to the public within 60 days of the event related to those data/results and always provided that copyright symbol appears together as follows below.

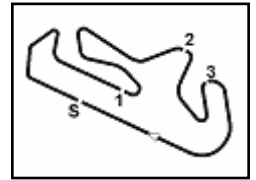
© DORNA WSBK ORGANIZATION Srl 2020

FICR PERUGIA TIMING


Official Tyre Supplier



Official Timekeeper



Motul Portuguese Round, 7 - 9 August 2020 Chronological Analysis Race 1

Portimao 4.592 m

Start at 14:00'49.633

1 / 5

1° 1 J. REA (1'42.075)							
Lap	Seg.1	Seg.2	Seg.3	Seg.4	Lap Time	km/h	Local Time
1		30.696	20.307	19.018	1'43.341	172,5	14:02'32.974
2	32.382	30.597	20.264	19.100	1'42.343	306,1	14:04'15.317
3	32.221	30.606	20.267	19.109	1'42.203	308,7	14:05'57.520
4	32.200	30.557	20.209	19.109	1'42.075	306,1	14:07'39.595
5	32.274	30.639	20.410	19.170	1'42.493	307,8	14:09'22.088
6	32.445	30.753	20.379	19.142	1'42.719	309,6	14:11'04.807
7	32.330	30.725	20.402	19.241	1'42.698	310,5	14:12'47.505
8	32.577	30.947	20.542	19.257	1'43.323	311,4	14:14'30.828
9	32.417	30.805	20.473	19.212	1'42.907	309,6	14:16'13.735
10	32.522	30.951	20.533	19.282	1'43.288	310,5	14:17'57.023
11	32.683	30.965	20.504	19.294	1'43.446	309,6	14:19'40.469
12	32.638	31.027	20.450	19.243	1'43.358	304,4	14:21'23.827
13	32.542	30.999	20.499	19.304	1'43.344	301,0	14:23'07.171
14	32.730	30.918	20.561	19.302	1'43.511	303,5	14:24'50.682
15	32.622	30.977	20.623	19.339	1'43.561	305,2	14:26'34.243
16	32.614	31.114	20.667	19.395	1'43.790	309,6	14:28'18.033
17	32.584	31.012	20.632	19.346	1'43.574	307,0	14:30'01.607
18	32.753	31.116	20.627	19.501	1'43.997	306,1	14:31'45.604
19	32.745	31.127	20.703	19.504	1'44.079	302,7	14:33'29.683
20	32.915	31.424	20.876	19.675	1'44.890	302,7	14:35'14.573
Race Time 34'24.940							

16	32.822	31.016	20.727	19.139	1'43.704	304,4	14:28'25.003
17	32.802	31.127	20.694	19.295	1'43.918	302,7	14:30'08.921
18	32.940	31.311	20.881	19.257	1'44.389	307,0	14:31'53.310
19	32.771	31.304	20.764	19.267	1'44.106	306,1	14:33'37.416
20	32.899	31.245	20.691	19.351	1'44.186	306,1	14:35'21.602
Race Time 34'31.969							

2° 54 T. RAZGATLIOGLU (1'42.293)							
Lap	Seg.1	Seg.2	Seg.3	Seg.4	Lap Time	km/h	Local Time
1		30.599	20.382	19.013	1'43.737	175,1	14:02'33.370
2	32.335	30.597	20.395	19.045	1'42.372	315,0	14:04'15.742
3	32.128	30.651	20.395	19.119	1'42.293	313,2	14:05'58.035
4	32.195	30.737	20.414	19.249	1'42.595	317,8	14:07'40.630
5	32.315	30.834	20.474	19.249	1'42.872	313,2	14:09'23.502
6	32.254	30.797	20.427	19.245	1'42.723	309,6	14:11'06.225
7	32.631	31.001	20.473	19.317	1'43.422	312,3	14:12'49.647
8	32.475	30.903	20.632	19.300	1'43.310	312,3	14:14'32.957
9	32.275	31.009	20.479	19.342	1'43.105	309,6	14:16'16.062
10	32.454	31.019	20.584	19.393	1'43.450	312,3	14:17'59.512
11	32.533	31.011	20.566	19.407	1'43.517	311,4	14:19'43.029
12	32.415	31.032	20.582	19.404	1'43.433	313,2	14:21'26.462
13	32.549	31.058	20.677	19.505	1'43.789	313,2	14:23'10.251
14	32.799	31.146	20.651	19.495	1'44.091	309,6	14:24'54.342
15	32.680	31.216	20.622	19.394	1'43.912	309,6	14:26'38.254
16	32.506	31.161	20.742	19.434	1'43.843	307,8	14:28'22.097
17	32.620	31.151	20.679	19.500	1'43.950	313,2	14:30'06.047
18	32.683	31.188	20.768	19.555	1'44.194	312,3	14:31'50.241
19	32.737	31.247	20.762	19.704	1'44.450	310,5	14:33'34.691
20	32.855	31.539	20.889	19.741	1'45.024	311,4	14:35'19.715
Race Time 34'30.082							

4° 22 A. LOWES (1'42.583)								
Lap	Seg.1	Seg.2	Seg.3	Seg.4	Lap Time	km/h	Local Time	
1			31.112	20.363	18.956	1'44.663	180,6	14:02'34.296
2	32.511	30.693	20.395	18.984	1'42.583	294,5	14:04'16.879	
3	32.381	30.778	20.333	19.230	1'42.722	296,9	14:05'59.601	
4	32.648	30.743	20.809	19.153	1'43.353	293,7	14:07'42.954	
5	32.630	30.679	20.460	19.110	1'42.879	295,3	14:09'25.833	
6	32.589	30.900	20.552	19.172	1'43.213	285,9	14:11'09.046	
7	32.680	31.166	20.563	19.214	1'43.623	296,1	14:12'52.669	
8	32.672	31.036	20.613	19.129	1'43.450	295,3	14:14'36.119	
9	33.015	31.148	20.718	19.166	1'44.047	285,9	14:16'20.166	
10	33.266	31.052	20.584	19.369	1'44.271	299,3	14:18'04.437	
11	32.887	31.055	20.693	19.197	1'43.832	296,1	14:19'48.269	
12	32.743	31.014	20.555	19.197	1'43.509	297,7	14:21'31.778	
13	32.695	31.016	20.613	19.256	1'43.580	297,7	14:23'15.358	
14	32.740	31.030	20.791	19.277	1'43.838	292,9	14:24'59.196	
15	32.842	31.250	20.679	19.257	1'44.028	289,0	14:26'43.224	
16	32.730	31.108	20.881	19.530	1'44.249	296,9	14:28'27.473	
17	32.796	31.217	20.763	19.414	1'44.190	301,8	14:30'11.663	
18	32.944	31.119	20.726	19.357	1'44.146	296,9	14:31'55.809	
19	32.826	31.141	20.747	19.424	1'44.138	296,1	14:33'39.947	
20	32.872	31.270	20.816	19.519	1'44.477	301,0	14:35'24.424	
Race Time 34'34.791								

3° 60 M. VAN DER MARK (1'42.509)							
Lap	Seg.1	Seg.2	Seg.3	Seg.4	Lap Time	km/h	Local Time
1		30.922	20.433	18.883	1'44.447	179,7	14:02'34.080
2	32.491	30.720	20.386	18.912	1'42.509	299,3	14:04'16.589
3	32.445	30.688	20.402	19.015	1'42.550	301,8	14:05'59.139
4	32.508	30.691	20.421	19.096	1'42.716	296,9	14:07'41.855
5	32.604	30.797	20.521	19.035	1'42.957	294,5	14:09'24.812
6	32.668	31.231	20.493	19.208	1'43.600	297,7	14:11'08.412
7	32.915	30.980	21.052	19.873	1'44.820	293,7	14:12'53.232
8	32.826	30.894	20.515	19.085	1'43.320	305,2	14:14'36.552
9	32.746	31.161	20.793	19.109	1'43.809	299,3	14:16'20.361
10	32.672	31.075	20.585	19.107	1'43.439	292,9	14:18'03.800
11	32.600	30.998	20.619	19.132	1'43.349	304,4	14:19'47.149
12	32.522	31.097	20.638	19.358	1'43.615	303,5	14:21'30.764
13	32.598	31.076	20.842	19.146	1'43.662	292,1	14:23'14.426
14	32.673	30.921	20.647	19.226	1'43.467	304,4	14:24'57.893
15	32.587	30.994	20.706	19.119	1'43.406	301,8	14:26'41.299

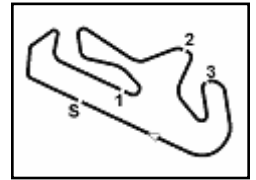
5° 21 M. RINALDI (1'42.960)								
Lap	Seg.1	Seg.2	Seg.3	Seg.4	Lap Time	km/h	Local Time	
1			31.337	20.547	19.102	1'45.542	188,5	14:02'35.175
2	32.655	30.735	20.441	19.129	1'42.960	299,3	14:04'18.135	
3	32.675	30.715	20.500	19.189	1'43.079	297,7	14:06'01.214	
4	32.842	30.803	20.619	19.224	1'43.488	296,9	14:07'44.702	
5	32.634	30.656	20.608	19.196	1'43.094	296,1	14:09'27.796	
6	32.681	30.691	20.621	19.162	1'43.155	292,1	14:11'10.951	
7	32.654	30.885	20.659	19.236	1'43.434	300,2	14:12'54.385	
8	32.688	30.918	20.616	19.176	1'43.398	296,1	14:14'37.783	
9	32.628	30.815	20.612	19.287	1'43.342	292,1	14:16'21.125	
10	32.647	30.971	20.772	19.336	1'43.726	294,5	14:18'04.851	
11	32.842	31.098	20.863	19.264	1'44.067	296,1	14:19'48.918	
12	32.804	31.213	20.669	19.151	1'43.837	290,5	14:21'32.755	
13	32.642	31.106	20.619	19.266	1'43.633	282,2	14:23'16.388	
14	32.628	30.841	20.811	19.291	1'43.571	295,3	14:24'59.959	
15	32.551	31.080	20.720	19.317	1'43.668	292,1	14:26'43.627	
16	32.599	31.096	21.017	19.398	1'44.110	292,1	14:28'27.737	
17	33.154	31.244	20.883	19.301	1'44.582	277,8	14:30'12.319	
18	32.865	31.227	21.067	19.460	1'44.619	289,7	14:31'56.938	
19	33.151	31.037	20.833	19.369	1'44.390	302,7	14:33'41.328	
20	32.776	30.993	20.800	19.381	1'43.950	290,5	14:35'25.278	
Race Time 34'35.645								

6° 76 L. BAZ (1'42.376)								
Lap	Seg.1	Seg.2	Seg.3	Seg.4	Lap Time	km/h	Local Time	
1			30.811	20.320	18.989	1'44.077	182,4	14:02'33.710
2	32.301	30.532	20.458	19.085	1'42.376	307,8	14:04'16.086	
3	32.557	30.491	20.356	19.267	1'42.671	312,3	14:05'58.757	
4	32.519	30.677	20.380	19.271	1'42.847	309,6	14:07'41.604	
5	32.586	30.650	20.610	19.301	1'43.147	307,0	14:09'24.751	
6	32.518	31.156	20.550	19.449	1'43.673	307,8	14:11'08.424	
7	32.753	30.926	20.555	19.347	1'43.581	301,0	14:12'52.005	
8	32.778	31.111	20.576	19.348	1'43.813	310,5	14:14'35.818	
9	33.107	31.194	20.593	19.373	1'44.267	301,0	14:16'20.085	

08/08/2020 P = Pits In/Out - C = Lap Time Cancelled

These data/results cannot be reproduced, stored and/or transmitted in whole or in part by any manner of electronic, mechanical, photocopying, recording, broadcasting or otherwise now known or herein after developed without the previous express consent by the copyright owner, except for reproduction in daily press and regular printed publications on sale to the public within 60 days of the event related to those data/results and always provided that copyright symbol appears together as follows below.

© DORNA WSBK ORGANIZATION Srl 2020


Motul Portuguese Round, 7 - 9 August 2020
Chronological Analysis Race 1

Start at 14:00'49.633

RET								23 C. PONSSON (1'46.194)							
Lap	Seg.1	Seg.2	Seg.3	Seg.4	Lap Time	km/h	Local Time								
1		32.229	21.022	19.597	1'49.966	200,3	14:02'39.599								
2	33.769	31.906	21.005	19.737	1'46.417	300,2	14:04'26.016								
3	33.553	31.916	20.896	19.885	1'46.250	294,5	14:06'12.266								
4	33.616	32.304	21.197	19.743	1'46.860	297,7	14:07'59.126								
5	33.637	31.800	20.925	19.914	1'46.276	299,3	14:09'45.402								
6	33.272	32.405	21.110	19.905	1'46.692	297,7	14:11'32.094								
7	33.415	31.929	21.174	19.981	1'46.499	301,0	14:13'18.593								
8	33.818	32.022	21.326	19.700	1'46.866	287,4	14:15'05.459								
9	33.952	32.160	21.282	19.735	1'47.129	290,5	14:16'52.588								
10	33.480	31.781	21.024	19.909	1'46.194	298,5	14:18'38.782								
11	33.542	31.974	21.337	19.892	1'46.745	298,5	14:20'25.527								
12	33.565	32.061	21.060	19.811	1'46.497	299,3	14:22'12.024								
13	35.198	31.959	21.152	19.854	1'48.163	304,4	14:24'00.187								
14	33.515	32.115	21.183	19.912	1'46.725	295,3	14:25'46.912								
15	33.595	31.978	21.173	19.900	1'46.646	301,0	14:27'33.558								
16	38.780	34.477	23.161	29.055	2'05.473P	295,3	14:29'39.031								
								Race Time 28'49.398							

08/08/2020 P = Pits In/Out - C = Lap Time Cancelled

These data/results cannot be reproduced, stored and/or transmitted in whole or in part by any manner of electronic, mechanical, photocopying, recording, broadcasting or otherwise now known or herein after developed without the previous express consent by the copyright owner, except for reproduction in daily press and regular printed publications on sale to the public within 60 days of the event related to those data/results and always provided that copyright symbol appears together as follows below.

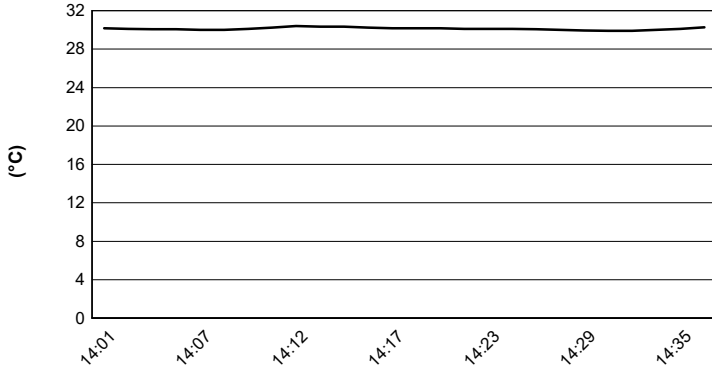
© DORNA WSBK ORGANIZATION Srl 2020

Motul Portuguese Round, 7 - 9 August 2020

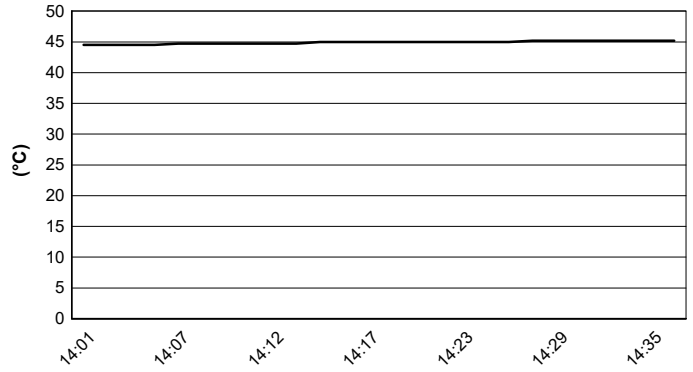
Weather Report Race 1

Session started 14:01 - Session ended 14:36

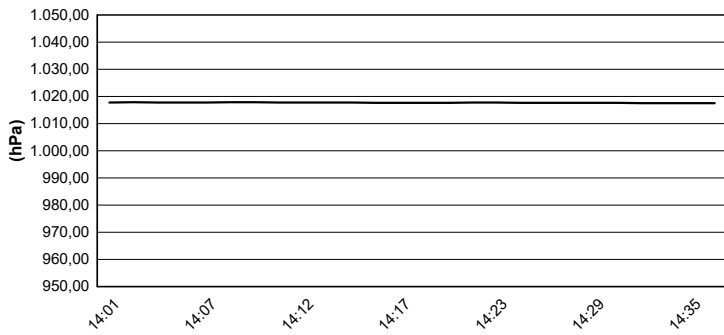
Air Temperature



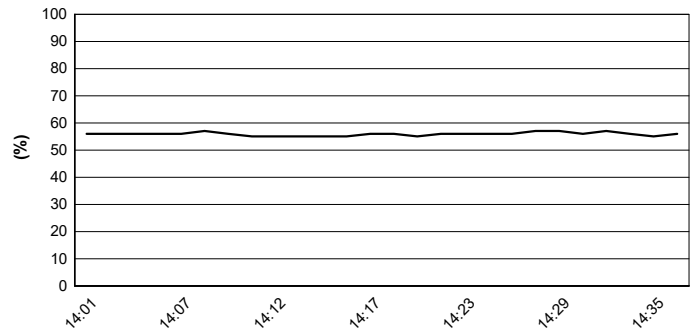
Track Temperature



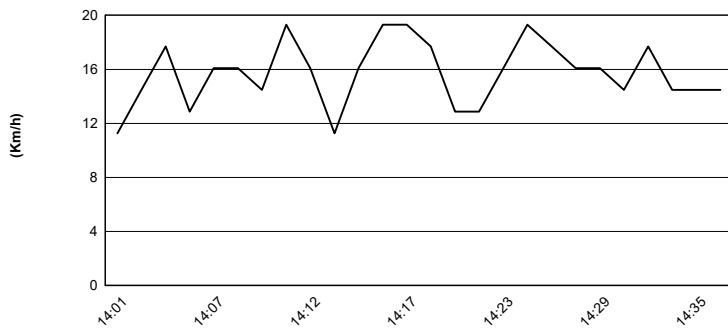
Air Pressure



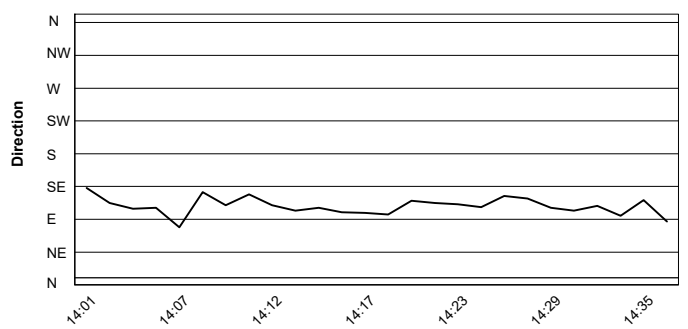
Humidity



Wind Speed



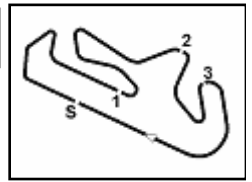
Wind Direction



08/08/2020

These data/results cannot be reproduced, stored and/or transmitted in whole or in part by any manner of electronic, mechanical, photocopying, recording, broadcasting or otherwise now known or herein after developed without the previous express consent by the copyright owner, except for reproduction in daily press and regular printed publications on sale to the public within 60 days of the event related to those data/results and always provided that copyright symbol appears together as follows below.

© DORNA WSBK ORGANIZATION Srl 2020



Portimao 4.592 m

Motul Portuguese Round, 7 - 9 August 2020
Manufacturers Standings

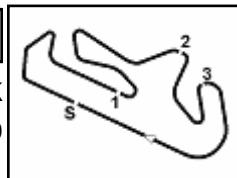
	Points	Points From First	Points From Previous	March 1	August 2	August 9	August 30	September 6	September 20	October 4	October 11	November 8				
				PHILLIP ISLAND	JEREZ	PORTIMÃO	ARAGON 1	ARAGON 2	BARCELONA	MAGNY-COURS	VILLICUM	MISANO				
1 KAWASAKI	125			20 25 12	20 11 12	25										
2 DUCATI	109	16		16 16 7	25 25 9	11										
3 YAMAHA	106	19	3	25 13 9	16 16 7	20										
4 HONDA	48	77	58	11 10 2	9 8 1	7										
5 BMW	35	90	13	7 6 4	1 5 4	8										
6 APRILIA	4	121	31		4											

08/08/2020 First Line: Race 1 & 2 - Second Line: Tissot Superpole Race

These data/results cannot be reproduced, stored and/or transmitted in whole or in part by any manner of electronic, mechanical, photocopying, recording, broadcasting or otherwise now known or herein after developed without the previous express consent by the copyright owner, except for reproduction in daily press and regular printed publications on sale to the public within 60 days of the event related to those data/results and always provided that copyright symbol appears together as follows below.

© DORNA WSBK ORGANIZATION Srl 2020





Portimao 4.592 m

Motul Portuguese Round, 7 - 9 August 2020

Best Laps & Speeds

No.	Rider Bike	Nat	Best Lap		FP1		FP2		FP3		SP		RC1	
			LL	SPD	LL	SPD	LL	SPD	LL	SPD	LL	SPD	LL	SPD
1	1 J. REA Kawasaki ZX-10RR	GBR	1'40.676		1'42.803	1'42.543	1'41.870	1'40.676	1'42.075					
			76	311,3	18	308,7	23	310,4	9	307,8	6	307,8	20	311,3
2	54 T. RAZGATLIOGLU Yamaha YZF R1	TUR	1'40.954		1'42.103	1'42.522	1'41.658	1'40.954	1'42.293					
			73	317,7	18	312,2	20	314,0	9	312,2	6	313,1	20	317,7
3	22 A. LOWES Kawasaki ZX-10RR	GBR	1'41.074		1'43.203	1'43.211	1'42.143	1'41.074	1'42.583					
			74	310,4	15	306,1	19	309,6	11	310,4	9	310,4	20	301,8
4	66 T. SYKES BMW S1000 RR	GBR	1'41.240		1'43.460	1'42.779	1'42.119	1'41.240	1'42.722					
			71	309,6	18	309,6	17	308,7	8	306,1	8	309,6	20	304,3
5	60 M. VAN DER MARK Yamaha YZF R1	NED	1'41.335		1'42.722	1'42.891	1'41.844	1'41.335	1'42.509					
			71	312,2	20	311,3	16	312,2	9	308,7	6	306,1	20	306,9
6	76 L. BAZ Yamaha YZF R1	FRA	1'41.354		1'42.950	1'42.508	1'41.935	1'41.354	1'42.376					
			76	312,2	17	309,6	18	311,3	11	310,4	10	307,8	20	312,2
7	21 M. RINALDI Ducati Panigale V4 R	ITA	1'41.424		1'42.882	1'42.560	1'42.123	1'41.424	1'42.960					
			67	309,6	16	305,2	16	303,5	9	309,6	6	306,1	20	302,6
8	45 S. REDDING Ducati Panigale V4 R	GBR	1'41.436		1'43.054	1'42.653	1'41.962	1'41.436	1'42.552					
			75	312,2	18	312,2	20	311,3	8	312,2	9	312,2	20	309,6
9	50 E. LAVERTY BMW S1000 RR	IRL	1'41.504		1'43.837	1'43.359	1'42.584	1'41.504	1'43.150					
			67	307,8	18	306,9	15	304,3	3	305,2	11	307,8	20	303,5
10	91 L. HASLAM Honda CBR1000RR-R	GBR	1'41.607		1'43.362	1'43.385	1'42.689	1'41.607	1'43.433					
			76	306,1	18	306,1	18	305,2	9	303,5	11	306,1	20	300,1
11	31 G. GERLOFF Yamaha YZF R1	USA	1'41.807		1'43.570	1'43.627	1'42.681	1'41.807	1'43.337					
			81	308,7	20	306,9	22	306,1	9	306,9	10	308,7	20	304,3
12	19 A. BAUTISTA Honda CBR1000RR-R	ESP	1'42.123		1'43.636	1'43.209	1'42.330	1'42.123	1'43.257					
			75	310,4	20	307,8	18	310,4	8	302,6	9	308,7	20	304,3
13	7 C. DAVIES Ducati Panigale V4 R	GBR	1'42.227		1'43.549	1'43.988	1'42.547	1'42.227	1'43.653					
			73	319,6	17	315,0	16	315,0	9	319,6	11	315,9	20	311,3
14	11 S. CORTESE Kawasaki ZX-10RR	GER	1'42.345		1'43.867	1'44.251	1'43.604	1'42.345	1'44.229					
			65	301,0	16	301,0	11	294,4	11	300,1	8	298,5	19	295,2
15	12 X. FORES Kawasaki ZX-10RR	ESP	1'42.421		1'44.487	1'43.890	1'42.879	1'42.421	1'43.614					
			74	310,4	19	308,7	19	306,9	8	304,3	8	310,4	20	309,6
16	64 F. CARICASULO Yamaha YZF R1	ITA	1'42.491		1'43.992	1'44.095	1'42.797	1'42.491	1'43.946					
			81	309,6	22	305,2	23	304,3	9	305,2	7	304,3	20	309,6
17	77 M. SCHEIB Kawasaki ZX-10RR	CHI	1'42.654		1'44.410	1'44.311	1'43.334	1'42.654	1'44.180					
			64	306,9	16	304,3	17	306,9	8	304,3	4	301,8	19	306,1
18	36 L. MERCADO Ducati Panigale V4 R	ARG	1'42.718		1'44.091	1'43.868	1'43.336	1'42.718	1'44.221					
			77	308,7	17	303,5	19	307,8	11	308,7	10	307,8	20	307,8
19	33 M. MELANDRI Ducati Panigale V4 R	ITA	1'42.873		1'44.646	1'44.340	1'43.689	1'42.873	1'44.395					
			65	308,7	15	306,9	14	308,7	7	307,8	9	304,3	20	297,6
20	20 S. BARRIER Ducati Panigale V4 R	FRA	1'42.894		1'45.016	1'44.457	1'43.722	1'42.894	1'45.040					
			70	304,3	16	304,3	18	303,5	8	304,3	8	301,8	20	300,1
21	13 T. TAKAHASHI Honda CBR1000RR-R	JPN	1'44.025		1'45.225	1'45.748	1'44.399	1'44.025	1'45.217					
			73	306,9	18	304,3	17	306,9	8	302,6	10	300,1	20	300,1
22	23 C. PONSSON Aprilia RSV4 1000	FRA	1'44.027		1'46.354	1'45.764	1'45.244	1'44.027	1'46.194					
			70	305,2	15	296,8	20	304,3	9	298,5	10	305,2	16	304,3
23	63 L. GABELLINI Honda CBR1000RR-R	ITA	1'44.779		1'49.378	1'47.365	1'46.320	1'44.779	1'46.052					
			79	297,6	22	291,2	19	297,6	9	296,8	9	288,1	20	295,2

08/08/2020

These data/results cannot be reproduced, stored and/or transmitted in whole or in part by any manner of electronic, mechanical, photocopying, recording, broadcasting or otherwise now known or herein after developed without the previous express consent by the copyright owner, except for reproduction in daily press and regular printed publications on sale to the public within 60 days of the event related to those data/results and always provided that copyright symbol appears together as follows below.

© DORNA WSBK ORGANIZATION Srl 2020

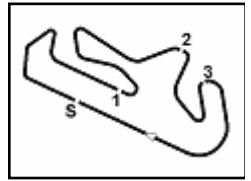
FICR PERUGIA TIMING



Official Tyre Supplier



Official Timekeeper



Portimao 4.592 m

Motul Portuguese Round, 7 - 9 August 2020
Pirelli Best Lap Award

	Points	Points From First	Points From Previous	March 1 PHILLIP ISLAND	August 2 JEREZ	August 9 PORTIMÃO	August 30 ARAGON 1	September 6 ARAGON 2	September 20 BARCELONA	October 4 MAGNY-COURS	October 11 VILLICUM	November 8 MISANO							
1 REA Jonathan (GBR)	3			1	1	1													
2 REDDING Scott (GBR)	2	1		1	1														

08/08/2020

These data/results cannot be reproduced, stored and/or transmitted in whole or in part by any manner of electronic, mechanical, photocopying, recording, broadcasting or otherwise now known or herein after developed without the previous express consent by the copyright owner, except for reproduction in daily press and regular printed publications on sale to the public within 60 days of the event related to those data/results and always provided that copyright symbol appears together as follows below.

© DORNA WSBK ORGANIZATION Srl 2020

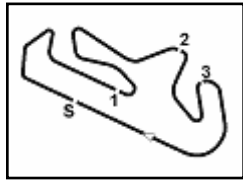
FKR PERUGIA TIMING



Official Tyre Supplier



Official Timekeeper



Motul Portuguese Round, 7 - 9 August 2020 Hyundai N-spired Award

Portimao 4.592 m

Points	Points From First	Points From Previous	March 1	August 2	August 9	August 30	September 6	September 20	October 4	October 11	November 8								
			PHILLIP ISLAND	JEREZ	PORTIMÃO	ARAGON 1	ARAGON 2	BARCELONA	MAGNY-COURS	VILLICUM	MISANO								
1 DAVIES Chaz (GBR)	26		8 <u>10</u>	3 3	2														
2 BAUTISTA Alvaro (ESP)	24	2	<u>9</u> 8	1 3	<u>3</u>														
3 MELANDRI Marco (ITA)	23	3 1		<u>11</u> <u>10</u>	2														
4 RINALDI Michael Ruben (ITA)	18	8 5	4	4 8	2														
5 LOWES Alex (GBR)	16	10 2	6 3	5 2															
6 RAZGATLIOGLU Toprak (TUR)	12	14 4	3	2 7															
7 GABELLINI Lorenzo (ITA)	11	15 1		5 3	3														
8 FORES Xavi (ESP)	8	18 3		3 3	2														
9 MERCADO Leandro (ARG)	7	19 1			5 2														
10 BARRIER Sylvain (FRA)	7	19 0		5	2														
11 TAKAHASHI Takumi (JPN)	7	19 0		5	2														
12 GERLOFF Garrett (USA)	7	19 0	3	4															
13 PONSSON Christophe (FRA)	6	20 1		6															
14 SCHEIB Maximilian (CHI)	5	21 1	5																
15 VAN DER MARK Michael (NED)	5	21 0	2 1		2														
16 LAVERTY Eugene (IRL)	2	24 3	2																
17 REDDING Scott (GBR)	2	24 0			1 1														
18 CARICASULO Federico (ITA)	1	25 1			1														
19 BAZ Loris (FRA)	1	25 0		1															
20 CORTESE Sandro (GER)	1	25 0	1																

08/08/2020

These data/results cannot be reproduced, stored and/or transmitted in whole or in part by any manner of electronic, mechanical, photocopying, recording, broadcasting or otherwise now known or herein after developed without the previous express consent by the copyright owner, except for reproduction in daily press and regular printed publications on sale to the public within 60 days of the event related to those data/results and always provided that copyright symbol appears together as follows below.

© DORNA WSBK ORGANIZATION Srl 2020

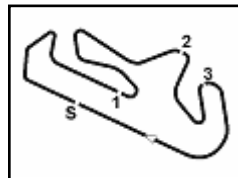
FIK R PERUGIA TIMING



Official Tyre Supplier



Official Timekeeper



Portimao 4.592 m

Motul Portuguese Round, 7 - 9 August 2020 Championship Standings

1 / 2

Points	Points From First	Points From Previous	March 1 PHILLIP ISLAND		August 2 JEREZ		August 9 PORTIMÃO		August 30 ARAGON 1		September 6 ARAGON 2		September 20 BARCELONA		October 4 MAGNY-COURS		October 11 VILLICUM		November 8 MISANO	
			1	2	1	2	1	2	1	2	1	2	1	2	1	2	1	2	1	2
1	REDDING Scott (GBR)	107	16	16	25	25	9													
			7	7	9	9														
2	REA Jonathan (GBR)	99	8	20	20	10	25													
			12	12	12	12														
3	RAZGATLIOGLU Toprak (TUR)	86	21	13	25	16	16	20												
			9	9	9	9														
4	LOWES Alex (GBR)	85	22	1	20	25	7	11	13											
			6	6	3	3														
5	VAN DER MARK Michael (NED)	63	44	22	13	13	9	16												
			5	5	7	7														
6	DAVIES Chaz (GBR)	62	45	1	8	11	13	20	5											
			5	5	5	5														
7	BAZ Loris (FRA)	47	60	15	9	8	11	10												
			3	3	6	6														
8	BAUTISTA Alvaro (ESP)	44	63	3	10	10	9	8	7											
			10	10	8	8														
9	RINALDI Michael Ruben (ITA)	41	66	3	6	10	13	11												
			1	1	11	11														
10	SYKES Tom (GBR)	34	73	7	7	6	5	8												
			4	4	4	4														
11	HASLAM Leon (GBR)	32	75	2	11	4	6	4	4											
			2	2	1	1														
12	GERLOFF Garrett (USA)	17	90	15	2	5	6	2												
			2	2	2	2														
13	MELANDRI Marco (ITA)	15	92	2		8	7													
			8	8	7	7														
14	CORTESE Sandro (GER)	14	93	1	3	7	2	2												
			3	3	2	2														
15	FORES Xavi (ESP)	14	93	0	5	3	3	3												
			5	5	3	3														
16	LAVERTY Eugene (IRL)	12	95	2	5	1	6													
			5	5	1	6														
17	SCHEIB Maximilian (CHI)	10	97	2	1	9														
			1	1	9															
18	CARICASULO Federico (ITA)	5	102	5	4		1													
			4	4		1														
19	PONSSON Christophe (FRA)	4	103	1		4														
					4															
20	MERCADO Leandro (ARG)	1	106	3		1														
						1														

08/08/2020 First Line: Race 1 & 2 - Second Line: Tissot Superpole Race

These data/results cannot be reproduced, stored and/or transmitted in whole or in part by any manner of electronic, mechanical, photocopying, recording, broadcasting or otherwise now known or herein after developed without the previous express consent by the copyright owner, except for reproduction in daily press and regular printed publications on sale to the public within 60 days of the event related to those data/results and always provided that copyright symbol appears together as follows below.

© DORNA WSBK ORGANIZATION Srl 2020

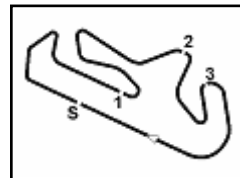
FICR PERUGIA TIMING



Official Tyre Supplier



Official Timekeeper



Portimao 4.592 m

Motul Portuguese Round, 7 - 9 August 2020 Championship Standings

2 / 2

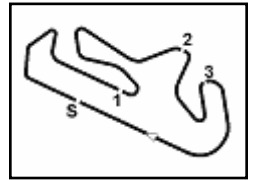
Points	Points From First	Points From Previous	March 1	August 2	August 9	August 30	September 6	September 20	October 4	October 11	November 8					
			PHILLIP ISLAND	JEREZ	PORTIMÃO	ARAGON 1	ARAGON 2	BARCELONA	MAGNY-COURS	VILLICUM	MISANO					
Independent Riders																
1 BAZ Loris (FRA)	47		9 3	8 11	10 6											
2 RINALDI Michael Ruben (ITA)	41 6		6 1	10 13	11											
3 GERLOFF Garrett (USA)	17 30 24		2	5 2	6 2											
4 MELANDRI Marco (ITA)	15 32 2			8 7												
5 CORTESE Sandro (GER)	14 33 1		3 7	2 2												
6 FORES Xavi (ESP)	14 33 0		5	3 3	3											
7 SCHEIB Maximilian (CHI)	10 37 4		1 9													
8 CARICASULO Federico (ITA)	5 42 5		4		1											
9 PONSSON Christophe (FRA)	4 43 1			4												
10 MERCADO Leandro (ARG)	1 46 3				1											

08/08/2020 First Line: Race 1 & 2 - Second Line: Tissot Superpole Race

These data/results cannot be reproduced, stored and/or transmitted in whole or in part by any manner of electronic, mechanical, photocopying, recording, broadcasting or otherwise now known or herein after developed without the previous express consent by the copyright owner, except for reproduction in daily press and regular printed publications on sale to the public within 60 days of the event related to those data/results and always provided that copyright symbol appears together as follows below.

© DORNA WSBK ORGANIZATION Srl 2020





Portimao 4.592 m

Motul Portuguese Round, 7 - 9 August 2020
Provisional Starting Grid - Tissot Superpole Race
10 Laps x 4,592 km = 45,920 km

1	1	REA J. Kawasaki 1'40.676	2	54	RAZGATLIOGLU T. Yamaha 1'40.954	3	22	LOWES A. Kawasaki 1'41.074	
2	4	66	SYKES T. BMW 1'41.240	5	60	VAN DER MARK M. Yamaha 1'41.335	6	76	BAZ L. Yamaha 1'41.354
3	7	21	RINALDI M. Ducati 1'41.424	8	45	REDDING S. Ducati 1'41.436	9	50	LAVERTY E. BMW 1'41.504
4	10	91	HASLAM L. Honda 1'41.607	11	31	GERLOFF G. Yamaha 1'41.807	12	19	BAUTISTA A. Honda 1'42.123
5	13	7	DAVIES C. Ducati 1'42.227	14	11	CORTESE S. Kawasaki 1'42.345	15	12	FORES X. Kawasaki 1'42.421
6	16	64	CARICASULO F. Yamaha 1'42.491	17	77	SCHEIB M. Kawasaki 1'42.654	18	36	MERCADO L. Ducati 1'42.718
7	19	33	MELANDRI M. Ducati 1'42.873	20	20	BARRIER S. Ducati 1'42.894	21	13	TAKAHASHI T. Honda 1'44.025
8	22	23	PONSSON C. Aprilia 1'44.027	23	63	GABELLINI L. Honda 1'44.779			

08/08/2020 The Race Director

These data/results cannot be reproduced, stored and/or transmitted in whole or in part by any manner of electronic, mechanical, photocopying, recording, broadcasting or otherwise now known or herein after developed without the previous express consent by the copyright owner, except for reproduction in daily press and regular printed publications on sale to the public within 60 days of the event related to those data/results and always provided that copyright symbol appears together as follows below.

© DORNA WSBK ORGANIZATION Srl 2020

FKR PERUGIA TIMING



Official Tyre Supplier



Official Timekeeper