

Portimao 4.592 m

1 / 5**Motul Portuguese Round, 7 - 9 August 2020
Chronological Analysis Race 1**

Start at 14:00'49.633

1° 1 J. REA (1'42.075)									16	32.822	31.016	20.727	19.139	1'43.704	304,4	14:28'25.003
Lap	Seg.1	Seg.2	Seg.3	Seg.4	Lap Time	km/h	Local Time		17	32.802	31.127	20.694	19.295	1'43.918	302,7	14:30'08.921
1		30.696	20.307	19.018	1'43.341	172,5	14:02'32.974		18	32.940	31.311	20.881	19.257	1'44.389	307,0	14:31'53.310
2	32.382	30.597	20.264	19.100	1'42.343	306,1	14:04'15.317		19	32.771	31.304	20.764	19.267	1'44.106	306,1	14:33'37.416
3	32.221	30.606	20.267	19.109	1'42.203	308,7	14:05'57.520		20	32.899	31.245	20.691	19.351	1'44.186	306,1	14:35'21.602
4	32.200	30.557	20.209	19.109	1'42.075	306,1	14:07'39.595									
5	32.274	30.639	20.410	19.170	1'42.493	307,8	14:09'22.088									
6	32.445	30.753	20.379	19.142	1'42.719	309,6	14:11'04.807									
7	32.330	30.725	20.402	19.241	1'42.698	310,5	14:12'47.505									
8	32.577	30.947	20.542	19.257	1'43.323	311,4	14:14'30.828									
9	32.417	30.805	20.473	19.212	1'42.907	309,6	14:16'13.735									
10	32.522	30.951	20.533	19.282	1'43.288	310,5	14:17'57.023									
11	32.683	30.965	20.504	19.294	1'43.446	309,6	14:19'40.469									
12	32.638	31.027	20.450	19.243	1'43.358	304,4	14:21'23.827									
13	32.542	30.999	20.499	19.304	1'43.344	301,0	14:23'07.171									
14	32.730	30.918	20.561	19.302	1'43.511	303,5	14:24'50.682									
15	32.622	30.977	20.623	19.339	1'43.561	305,2	14:26'34.243									
16	32.614	31.114	20.667	19.395	1'43.790	309,6	14:28'18.033									
17	32.584	31.012	20.632	19.346	1'43.574	307,0	14:30'01.607									
18	32.753	31.116	20.627	19.501	1'43.997	306,1	14:31'45.604									
19	32.745	31.127	20.703	19.504	1'44.079	302,7	14:33'29.683									
20	32.915	31.424	20.876	19.675	1'44.890	302,7	14:35'14.573									
							Race Time 34'24.940									

Race Time 34'31.969

4° 22 A. LOWES (1'42.583)									Lap	Seg.1	Seg.2	Seg.3	Seg.4	Lap Time	km/h	Local Time
----------------------------------	--	--	--	--	--	--	--	--	-----	-------	-------	-------	-------	----------	------	------------

1									1		31.112	20.363	18.956	1'44.663	180,6	14:02'34.296
2									2	32.511	30.693	20.395	18.984	1'42.583	294,5	14:04'16.879

3									3	32.381	30.778	20.333	19.230	1'42.722	296,9	14:05'59.601
---	--	--	--	--	--	--	--	--	---	---------------	--------	---------------	--------	----------	-------	--------------

4									4	32.648	30.743	20.809	19.153	1'43.353	293,7	14:07'42.954
---	--	--	--	--	--	--	--	--	---	--------	--------	--------	--------	----------	-------	--------------

5									5	32.630	30.679	20.460	19.110	1'42.879	295,3	14:09'25.833
---	--	--	--	--	--	--	--	--	---	--------	---------------	--------	--------	----------	-------	--------------

6									6	32.589	30.900	20.552	19.172	1'43.213	285,9	14:11'09.046
---	--	--	--	--	--	--	--	--	---	--------	--------	--------	--------	----------	-------	--------------

7									7	32.680	31.166	20.563	19.214	1'43.623	296,1	14:12'52.669
---	--	--	--	--	--	--	--	--	---	--------	--------	--------	--------	----------	-------	--------------

8									8	32.672	31.036	20.613	19.129	1'43.450	295,3	14:14'36.119
---	--	--	--	--	--	--	--	--	---	--------	--------	--------	--------	----------	-------	--------------

9									9	33.015	31.148	20.718	19.166	1'44.047	285,9	14:16'20.166
---	--	--	--	--	--	--	--	--	---	--------	--------	--------	--------	----------	-------	--------------

10									10	33.266	31.052	20.584	19.369	1'44.271	299,3	14:18'04.437
----	--	--	--	--	--	--	--	--	----	--------	--------	--------	--------	----------	-------	--------------

11									11	32.887	31.055	20.693	19.197	1'43.832	296,1	14:19'48.269
----	--	--	--	--	--	--	--	--	----	--------	--------	--------	--------	----------	-------	--------------

12									12	32.743	31.014	20.555	19.197	1'43.509	297,7	14:21'31.778
----	--	--	--	--	--	--	--	--	----	--------	--------	--------	--------	----------	-------	--------------

13									13	32.695	31.016	20.613	19.256	1'43.580	297,7	14:23'15.358
----	--	--	--	--	--	--	--	--	----	--------	--------	--------	--------	----------	-------	--------------

14									14	32.740	31.030	20.791	19.277	1'43.838	292,9	14:24'59.196
----	--	--	--	--	--	--	--	--	----	--------	--------	--------	--------	----------	-------	--------------

15									15	32.842	31.250	20.679	19.257	1'44.028	289,0	14:26'43.224
----	--	--	--	--	--	--	--	--	----	--------	--------	--------	--------	----------	-------	--------------

16									16	32.730	31.108	20.881	19.530	1'44.249	296,9	14:28'27.473
----	--	--	--	--	--	--	--	--	----	--------	--------	--------	--------	----------	-------	--------------

17									17	32.796	31.217	20.763	19.414	1'44.190	301,8	14:30'11.663
----	--	--	--	--	--	--	--	--	----	--------	--------	--------	--------	----------	--------------	--------------

18									18	32.944	31.119	20.726	19.357	1'44.146	296,9	14:31'55.809
----	--	--	--	--	--	--	--	--	----	--------	--------	--------	--------	----------	-------	--------------

19									19	32.826	31.141	20.747	19.424	1'44.138	296,1	14:33'39.947
----	--	--	--	--	--	--	--	--	----	--------	--------	--------	--------	----------	-------	--------------

20									20	32.872	31.270	20.816	19.519	1'44.477	301,0	14:35'24.424

Race Time 34'34.791

5° 21 M. RINALDI (1'42.960)									Lap	Seg.1	Seg.2	Seg.3	Seg.4	Lap Time	km/h	Local Time
------------------------------------	--	--	--	--	--	--	--	--	-----	-------	-------	-------	-------	----------	------	------------

1									1		31.337	20.547	19.102	1'45.542	188,5	14:02'35.175
2									2	32.655	30.735	20.441	19.129	1'42.960	299,3	14:04'18.135

3									3	32.675	30.715	20.500	19.189	1'43.079	297,7	14:06'01.214
---	--	--	--	--	--	--	--	--	---	--------	--------	--------	--------	----------	-------	--------------

4									4	32.842	30.803	20.619	19.224	1'43.488	296,9	14:07'44.702
---	--	--	--	--	--	--	--	--	---	--------	--------	--------	--------	----------	-------	--------------

5									5	32.634	30.656	20.608	19.196	1'43.094	296,1	14:09'27.796
---	--	--	--	--	--	--	--	--	---	--------	---------------	--------	--------	----------	-------	--------------

6									6	32.681	30.691	20.621	19.162	1'43.155	292,1	14:11'10.951
---	--	--	--	--	--	--	--	--	---	--------	--------	--------	--------	----------	-------	--------------

7									7	32.654	30.885	20.659	19.236	1'43.434	300,2	14:12'54.385
---	--	--	--	--	--	--	--	--	---	--------	--------	--------	--------	----------	-------	--------------

8									8	32.688	30.918	20.616	19.176	1'43.398	296,1	14:14'37.783
---	--	--	--	--	--	--	--	--	---	--------	--------	--------	--------	----------	-------	--------------

9									9	32.628	30.815	20.612	19.287	1'43.342	292,1	14:16'21.125
---	--	--	--	--	--	--	--	--	---	--------	--------	--------	--------	----------	-------	--------------

10									10	32.647	30.971	20.772	19.336	1'43.726	294,5	14:18'04.851
----	--	--	--	--	--	--	--	--	----	--------	--------	--------	--------	----------	-------	--------------

11									11	32.842	31.098	20.863	19.264	1'44.067	296,1	14:19'48.918
----	--	--	--	--	--	--	--	--	----	--------	--------	--------	--------	----------	-------	--------------

12									12	32.804	31.213	20.669	19.151	1'43.837	290,5	14:21'32.755
----	--	--	--	--	--	--	--	--	----	--------	--------	--------	--------	----------	-------	--------------

13									13	32.642	31.106	20.619	19.266	1'43.633	282,2	14:23'16.388
----	--	--	--	--	--	--	--	--	----	--------	--------	--------	--------	----------	-------	--------------

14									14	32.628	30.841	20.811	19.291	1'43.571	295,3	14:24'59.959
----	--	--	--	--	--	--	--	--	----	--------	--------	--------	--------	----------	-------	--------------

15									15	32.551	31.080	20.720	19.317	1'43.668	292,1	14:26'43.627
----	--	--	--	--	--	--	--	--	----	---------------	--------	--------	--------	----------	-------	--------------

16									16	32.599	31.096	21.017	19.398	1'44.110	292,1	14:28'27.737
----	--	--	--	--	--	--	--	--	----	--------	--------	--------	--------	----------	-------	--------------

17									17	33.154	31.244	20.883	19.301	1'44.582	277,8	14:30'12.319
----	--	--	--	--	--	--	--	--	----	--------	--------	--------	--------	----------	-------	--------------

18									18	32.865	31.227	21.067	19.460	1'44.619	289,7	14:31'56.938
----	--	--	--	--	--	--	--	--	----	--------	--------	--------	--------	----------	-------	--------------

19									19	33.151	31.037	20.833	19.369	1'44.390	302,7	14:33'41.328
----	--	--	--	--	--	--	--	--	----	--------	--------	--------	--------	----------	--------------	--------------

20									20	32.776	30.993	20.800	19.381	1'43.950	290,5	14:35'25.278

Race Time 34'35.645

6° 76 L. BAZ (1'42.376)									Lap	Seg.1	Seg.2	Seg.3	Seg.4	Lap Time	km/h	Local Time
--------------------------------	--	--	--	--	--	--	--	--	-----	-------	-------	-------	-------	----------	------	------------

1									1		30.811	20.320	18.989	1'44.077	182,4	14:02'33.710
2									2	32.301	30.532	20.458	19.085	1'42.376	307,8	14:04'16.086

3									3	32.557	30.491	20.356	19.267	1'42.671	312,3	14:05'58.757
---	--	--	--	--	--	--	--	--	---	--------	---------------	--------	--------	----------	--------------	--------------

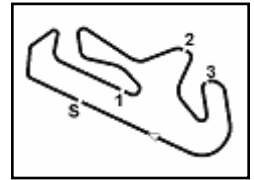
4									4	32.519	30.677	20.380	19.271	1'42.847	309,6	14:07'41.604
---	--	--	--	--	--	--	--	--	---	--------	--------	--------	--------	----------	-------	--------------

5									5	32.586	30.650	20.610	19.301	1'43.147	307,0	14:09'24.751
---	--	--	--	--	--	--	--	--	---	--------	--------	--------	--------	----------	-------	--------------

6									6	32.518	31.156	20.550	19.449	1'43.673	307,8	14:11'08.424
---	--	--	--	--	--	--	--	--	---	--------	--------	--------	--------	----------	-------	--------------

7									7	32.753	30.926	20.555	19.347	1'43.581	301,0	14:12'52.005
---	--	--	--	--	--	--	--	--	---	--------	--------	--------	--------	----------	-------	--------------

8									8	32.778	31.111	20.576	19.348	1'43.813	310,5	14:1
---	--	--	--	--	--	--	--	--	---	--------	--------	--------	--------	----------	-------	------



Motul Portuguese Round, 7 - 9 August 2020 Chronological Analysis Race 1

Portimao 4.592 m

Start at 14:00'49.633

2 / 5

Lap	Seg.1	Seg.2	Seg.3	Seg.4	Lap Time	km/h	Local Time
10	33.160	30.999	20.694	19.262	1'44.115	308,7	14:18'04.200
11	33.109	31.271	20.864	19.357	1'44.601	308,7	14:19'48.801
12	32.867	30.993	20.555	19.360	1'43.775	301,8	14:21'32.576
13	32.860	31.285	20.690	19.351	1'44.186	304,4	14:23'16.762
14	32.824	31.057	20.668	19.348	1'43.897	304,4	14:25'00.659
15	32.798	30.927	20.662	19.394	1'43.781	306,1	14:26'44.440
16	32.758	31.031	20.961	19.415	1'44.165	307,0	14:28'28.605
17	32.767	31.177	20.912	19.448	1'44.304	304,4	14:30'12.909
18	32.923	31.171	20.832	19.449	1'44.375	307,8	14:31'57.284
19	33.158	31.315	20.884	19.499	1'44.856	305,2	14:33'42.140
20	32.952	31.259	20.806	19.642	1'44.659	304,4	14:35'26.799
Race Time 34'37.166							

Lap	Seg.1	Seg.2	Seg.3	Seg.4	Lap Time	km/h	Local Time
1	32.614	30.850	20.623	19.170	1'43.257	301,0	14:07'47.361
2	32.581	30.923	20.922	19.155	1'43.581	297,7	14:09'30.942
3	32.610	30.885	20.707	19.076	1'43.278	291,3	14:11'14.220
4	32.389	31.241	20.581	19.229	1'43.440	301,8	14:12'57.660
5	32.589	30.964	20.538	19.201	1'43.292	301,0	14:14'40.952
6	32.478	31.073	20.634	19.178	1'43.363	303,5	14:16'24.315
7	32.457	31.046	20.636	19.227	1'43.366	300,2	14:18'07.681
8	32.627	31.040	20.738	19.352	1'43.757	303,5	14:19'51.438
9	32.495	31.087	20.619	19.074	1'43.275	302,7	14:21'34.713
10	32.503	31.336	20.608	19.260	1'43.707	303,5	14:23'18.420
11	32.873	31.190	21.035	19.244	1'44.342	301,0	14:25'02.762
12	32.789	31.072	20.766	19.258	1'43.885	304,4	14:26'46.647
13	32.752	31.184	20.819	19.317	1'44.072	296,9	14:28'30.719
14	32.681	31.151	20.890	19.326	1'44.048	300,2	14:30'14.767
15	32.922	31.429	20.846	19.387	1'44.584	297,7	14:31'59.351
16	32.758	31.380	20.866	19.383	1'44.387	302,7	14:33'43.738
17	33.175	31.521	20.891	19.481	1'45.068	302,7	14:35'28.806
Race Time 34'39.173							

7° 45 S. REDDING (1'42.552)							
Lap	Seg.1	Seg.2	Seg.3	Seg.4	Lap Time	km/h	Local Time
1	32.524	30.689	20.374	18.965	1'42.552	290,5	14:04'17.141
2	32.449	30.706	20.416	19.076	1'42.647	297,7	14:05'59.788
3	32.624	30.684	20.410	19.232	1'42.950	299,3	14:07'42.738
4	32.501	30.778	20.356	19.253	1'42.888	302,7	14:09'25.626
5	32.454	30.840	20.541	19.311	1'43.146	293,7	14:11'08.772
6	32.731	31.002	20.601	19.270	1'43.604	299,3	14:12'52.376
7	32.553	31.129	20.596	19.259	1'43.537	301,0	14:14'35.913
8	32.800	31.219	20.490	19.430	1'43.939	302,7	14:16'19.852
9	32.364	31.002	20.673	19.452	1'43.491	307,8	14:18'03.343
10	32.576	30.951	20.608	19.400	1'43.535	307,8	14:19'46.878
11	32.518	31.161	20.679	19.404	1'43.762	309,6	14:21'30.640
12	32.542	31.172	20.737	19.715	1'44.166	305,2	14:23'14.806
13	32.721	31.070	20.822	19.357	1'43.970	296,1	14:24'58.776
14	32.738	31.142	20.779	19.377	1'44.036	292,9	14:26'42.812
15	32.850	31.258	21.222	19.499	1'44.829	307,8	14:28'27.641
16	33.101	31.180	20.917	19.357	1'44.555	284,4	14:30'12.196
17	32.810	31.221	21.142	19.498	1'44.671	304,4	14:31'56.867
18	33.747	31.442	21.036	19.428	1'45.653	301,8	14:33'42.520
19	32.795	31.326	20.906	19.511	1'44.538	301,0	14:35'27.058
Race Time 34'37.425							

10° 50 E. LAVERTY (1'43.150)							
Lap	Seg.1	Seg.2	Seg.3	Seg.4	Lap Time	km/h	Local Time
1	32.798	30.815	20.557	19.104	1'46.355	177,9	14:02'35.988
2	33.035	31.072	20.575	19.169	1'43.851	289,0	14:06'02.989
3	32.773	31.046	20.663	19.117	1'43.599	291,3	14:07'46.588
4	32.973	31.058	20.573	19.276	1'43.880	285,9	14:09'30.468
5	32.873	30.922	20.598	19.232	1'43.625	297,7	14:11'14.093
6	33.001	31.081	20.654	19.273	1'44.009	294,5	14:12'58.102
7	32.914	31.078	20.698	19.349	1'44.039	294,5	14:14'42.141
8	32.805	31.099	20.704	19.233	1'43.841	296,9	14:16'25.982
9	32.747	31.080	20.622	19.233	1'43.682	296,1	14:18'09.664
10	32.766	31.042	20.676	19.294	1'43.778	297,7	14:19'53.442
11	32.854	31.013	20.738	19.316	1'43.921	297,7	14:21'37.363
12	32.729	31.100	20.727	19.339	1'43.895	297,7	14:23'21.258
13	32.904	31.038	20.816	19.279	1'44.037	300,2	14:25'05.295
14	32.855	31.059	20.713	19.237	1'43.864	294,5	14:26'49.159
15	32.858	31.158	20.773	19.239	1'44.028	299,3	14:28'33.187
16	32.907	31.236	20.758	19.328	1'44.229	303,5	14:30'17.416
17	32.965	31.196	20.799	19.279	1'44.239	299,3	14:32'01.655
18	32.831	31.278	20.800	19.438	1'44.347	299,3	14:33'46.002
19	33.090	31.343	20.950	19.396	1'44.779	296,9	14:35'30.781
Race Time 34'41.148							

8° 66 T. SYKES (1'42.722)							
Lap	Seg.1	Seg.2	Seg.3	Seg.4	Lap Time	km/h	Local Time
1	32.907	30.692	20.638	19.052	1'43.289	282,9	14:04'18.804
2	32.656	31.329	20.305	19.114	1'43.404	281,5	14:06'02.208
3	32.486	30.633	20.482	19.121	1'42.722	300,2	14:07'44.930
4	32.761	30.692	20.576	19.156	1'43.185	292,9	14:09'28.115
5	32.715	30.814	20.668	19.146	1'43.343	290,5	14:11'11.458
6	32.602	30.842	20.573	19.171	1'43.188	304,4	14:12'54.646
7	32.733	30.783	20.628	19.247	1'43.391	289,0	14:14'38.037
8	32.625	30.855	20.574	19.253	1'43.307	292,1	14:16'21.344
9	32.909	30.920	20.592	19.196	1'43.617	289,0	14:18'04.961
10	32.951	31.053	20.873	19.282	1'44.159	279,3	14:19'49.120
11	32.933	31.060	20.713	19.208	1'43.914	281,5	14:21'33.034
12	32.755	31.142	20.714	19.237	1'43.848	289,7	14:23'16.882
13	33.014	31.027	20.616	19.370	1'44.027	288,2	14:25'00.909
14	33.003	31.026	20.624	19.401	1'44.054	288,2	14:26'44.963
15	32.849	31.003	20.747	19.412	1'44.011	299,3	14:28'28.974
16	32.771	31.100	20.848	19.427	1'44.146	289,7	14:30'13.120
17	33.052	31.097	20.849	19.343	1'44.341	287,4	14:31'57.461
18	33.365	31.405	21.033	19.463	1'45.266	290,5	14:33'42.727
19	33.111	31.282	20.809	19.473	1'44.675	288,2	14:35'27.402
Race Time 34'37.769							

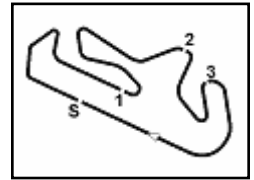
11° 7 C. DAVIES (1'43.653)							
Lap	Seg.1	Seg.2	Seg.3	Seg.4	Lap Time	km/h	Local Time
1	33.097	30.940	20.394	19.404	1'43.835	297,7	14:04'20.452
2	33.586	31.222	20.590	19.435	1'44.833	307,0	14:06'05.285
3	32.680	31.049	20.641	19.477	1'43.847	297,7	14:07'49.132
4	33.099	31.211	20.557	19.585	1'44.452	301,8	14:09'33.584
5	32.725	31.169	20.586	19.599	1'44.079	302,7	14:11'17.663
6	32.427	31.162	20.602	19.517	1'43.708	299,3	14:13'01.371
7	32.506	31.161	20.584	19.402	1'43.653	307,0	14:14'45.024
8	32.499	31.255	20.587	19.437	1'43.778	301,0	14:16'28.802
9	32.606	31.131	20.640	19.458	1'43.835	296,9	14:18'12.637
10	33.124	31.190	20.648	19.657	1'44.619	294,5	14:19'57.256
11	32.804	31.179	20.643	19.594	1'44.220	299,3	14:21'41.476
12	32.483	31.109	20.630	19.586	1'43.808	301,8	14:23'25.284
13	32.851	31.174	20.817	19.527	1'44.369	292,9	14:25'09.653
14	32.799	31.236	20.738	19.489	1'44.262	293,7	14:26'53.915
15	32.839	31.170	20.643	19.512	1'44.164	297,7	14:28'38.079
16	32.879	31.600	20.865	19.499	1'44.843	300,2	14:30'22.922
17	33.154	31.475	21.013	19.550	1'45.192	294,5	14:32'08.114
18	32.781	31.323	20.810	19.707	1'44.621	296,1	14:33'52.735
19	32.551	31.399	20.652	19.713	1'44.315	311,4	14:35'37.050

9° 19 A. BAUTISTA (1'43.257)							
Lap	Seg.1	Seg.2	Seg.3	Seg.4	Lap Time	km/h	Local Time
1	32.815	31.159	20.412	19.265	1'43.651	291,3	14:04'20.544
2	33.198	30.807	20.449	19.106	1'43.560	300,2	14:06'04.104

08/08/2020 P = Pits In/Out - C = Lap Time Cancelled

These data/results cannot be reproduced, stored and/or transmitted in whole or in part by any manner of electronic, mechanical, photocopying, recording, broadcasting or otherwise now known or herein after developed without the previous express consent by the copyright owner, except for reproduction in daily press and regular printed publications on sale to the public within 60 days of the event related to those data/results and always provided that copyright symbol appears together as follows below.

© DORNA WSBK ORGANIZATION Srl 2020



Motul Portuguese Round, 7 - 9 August 2020

Chronological Analysis Race 1

Portimao 4.592 m

Start at 14:00'49.633

3 / 5

Race Time 34'47.417

12° 91 L. HASLAM (1'43.433)						
Lap	Seg.1	Seg.2	Seg.3	Seg.4	Lap Time	Local Time
1		31.160	20.590	19.022	1'45.659	187,5 14:02'35.292
2	32.828	30.824	20.640	19.141	1'43.433	289,0 14:04'18.725
3	32.766	31.232	20.788	19.213	1'43.999	289,0 14:06'02.724
4	32.695	31.074	20.744	19.195	1'43.708	294,5 14:07'46.432
5	32.846	31.489	20.825	19.228	1'44.388	290,5 14:09'30.820
6	33.145	31.060	20.600	19.168	1'43.973	291,3 14:11'14.793
7	32.736	30.973	20.671	19.303	1'43.683	292,9 14:12'58.476
8	32.766	31.135	20.694	19.213	1'43.808	291,3 14:14'42.284
9	32.893	31.194	20.677	19.196	1'43.960	285,2 14:16'26.244
10	32.707	31.110	20.910	19.259	1'43.986	288,2 14:18'10.230
11	32.829	31.367	20.953	19.394	1'44.543	293,7 14:19'54.773
12	32.818	31.502	21.037	19.451	1'44.808	298,5 14:21'39.581
13	33.261	31.606	20.730	19.296	1'44.893	296,1 14:23'24.474
14	32.841	31.357	20.776	19.375	1'44.349	296,1 14:25'08.823
15	32.910	31.140	20.850	19.259	1'44.159	289,0 14:26'52.982
16	32.889	31.337	20.976	19.332	1'44.534	296,9 14:28'37.516
17	33.099	31.524	20.982	19.534	1'45.139	282,2 14:30'22.655
18	33.167	31.507	21.075	19.493	1'45.242	293,7 14:32'07.897
19	33.016	31.579	20.869	19.430	1'44.894	300,2 14:33'52.791
20	32.883	31.342	20.839	19.299	1'44.363	292,1 14:35'37.154

Race Time 34'47.521

13° 12 X. FORES (1'43.614)						
Lap	Seg.1	Seg.2	Seg.3	Seg.4	Lap Time	Local Time
1		31.559	20.837	19.207	1'47.197	197,4 14:02'36.830
2	33.154	31.098	20.511	19.117	1'43.880	291,3 14:04'20.710
3	33.174	31.064	20.555	19.216	1'44.009	282,9 14:06'04.719
4	32.761	30.993	20.570	19.290	1'43.614	296,9 14:07'48.333
5	32.912	31.307	20.491	19.318	1'44.028	297,7 14:09'32.361
6	32.694	31.079	20.682	19.233	1'43.688	296,9 14:11'16.049
7	32.507	31.122	20.649	19.387	1'43.665	296,1 14:12'59.714
8	32.675	31.218	20.609	19.360	1'43.862	293,7 14:14'43.576
9	32.957	31.236	20.635	19.380	1'44.208	307,8 14:16'27.784
10	33.269	31.089	20.671	19.356	1'44.385	309,6 14:18'12.169
11	32.919	31.193	20.739	19.417	1'44.268	292,9 14:19'56.437
12	32.701	31.211	20.628	19.442	1'43.982	298,5 14:21'40.419
13	32.694	31.608	20.724	19.430	1'44.456	301,8 14:23'24.875
14	32.801	31.240	20.837	19.436	1'44.314	291,3 14:25'09.189
15	32.834	31.250	20.746	19.477	1'44.307	291,3 14:26'53.496
16	33.128	31.560	20.717	19.449	1'44.854	305,2 14:28'38.350
17	32.948	31.387	21.011	19.362	1'44.708	289,0 14:30'23.058
18	33.320	31.488	20.970	19.396	1'45.174	284,4 14:32'08.232
19	33.014	31.870	20.913	19.385	1'45.182	296,9 14:33'53.414
20	32.874	31.412	20.779	19.629	1'44.694	303,5 14:35'38.108

Race Time 34'48.475

14° 31 G. GERLOFF (1'43.337)						
Lap	Seg.1	Seg.2	Seg.3	Seg.4	Lap Time	Local Time
1		31.387	20.576	19.000	1'46.533	187,5 14:02'36.166
2	32.930	30.675	20.597	19.135	1'43.337	291,3 14:04'19.503
3	34.228	31.022	20.415	19.138	1'44.803	304,4 14:06'04.306
4	33.002	30.844	20.524	19.208	1'43.578	291,3 14:07'47.884
5	33.141	30.950	20.454	19.342	1'43.887	301,8 14:09'31.771
6	33.049	31.029	20.638	19.282	1'43.998	293,7 14:11'15.769
7	32.802	30.826	20.642	19.377	1'43.647	298,5 14:12'59.416
8	32.966	31.402	20.651	19.278	1'44.297	304,4 14:14'43.713
9	33.205	31.020	20.666	19.249	1'44.140	293,7 14:16'27.853
10	32.873	31.151	20.599	19.296	1'43.919	292,9 14:18'11.772
11	32.938	30.881	20.667	19.269	1'43.755	299,3 14:19'55.527
12	33.082	30.956	20.747	19.327	1'44.112	296,1 14:21'39.639
13	32.905	31.276	20.611	19.358	1'44.150	297,7 14:23'23.789
14	32.975	31.060	20.630	19.468	1'44.133	298,5 14:25'07.922

15	33.046	31.208	20.646	19.630	1'44.530	296,9 14:26'52.452
16	33.133	31.423	20.723	19.524	1'44.803	303,5 14:28'37.255
17	33.137	31.907	20.986	19.612	1'45.642	300,2 14:30'22.897
18	33.504	31.632	20.991	19.398	1'45.525	295,3 14:32'08.422
19	33.180	31.359	20.719	19.560	1'44.818	285,9 14:33'53.240
20	33.351	31.240	20.773	19.546	1'44.910	295,3 14:35'38.150

Race Time 34'48.517

15° 64 F. CARICASULO (1'43.946)						
Lap	Seg.1	Seg.2	Seg.3	Seg.4	Lap Time	Local Time
1		31.592	20.652	19.186	1'47.825	193,8 14:02'37.458
2	33.394	31.203	20.490	19.247	1'44.334	292,1 14:04'21.792
3	33.013	31.126	20.626	19.364	1'44.129	275,7 14:06'05.921
4	33.274	31.042	20.667	19.408	1'44.391	309,6 14:07'50.312
5	33.009	31.241	20.489	19.441	1'44.180	306,1 14:09'34.492
6	32.993	31.267	20.538	19.428	1'44.226	296,1 14:11'18.718
7	32.645	31.314	20.586	19.401	1'43.946	301,8 14:13'02.664
8	32.846	31.268	20.639	19.462	1'44.215	305,2 14:14'46.879
9	32.741	31.807	20.403	19.509	1'44.460	303,5 14:16'31.339
10	33.109	31.316	20.664	19.618	1'44.707	297,7 14:18'16.046
11	32.855	31.286	20.842	19.410	1'44.393	301,0 14:20'00.439
12	33.051	31.292	20.538	19.505	1'44.386	303,5 14:21'44.825
13	32.866	31.289	20.555	19.472	1'44.182	295,3 14:23'29.007
14	33.353	31.368	20.771	19.457	1'44.949	301,0 14:25'13.956
15	33.172	31.208	20.584	19.505	1'44.469	305,2 14:26'58.425
16	33.119	31.525	20.749	19.639	1'45.032	298,5 14:28'43.457
17	33.141	31.342	20.745	19.573	1'44.801	303,5 14:30'28.258
18	33.266	31.451	20.732	19.610	1'45.059	301,8 14:32'13.317
19	33.437	31.824	20.984	19.828	1'46.073	303,5 14:33'59.390
20	33.272	31.820	20.898	19.921	1'45.911	298,5 14:35'45.301

Race Time 34'55.668

16° 36 L. MERCADO (1'44.221)						
Lap	Seg.1	Seg.2	Seg.3	Seg.4	Lap Time	Local Time
1		32.073	20.702	19.270	1'48.180	200,3 14:02'37.813
2	34.180	31.127	20.680	19.291	1'45.278	301,0 14:04'23.091
3	33.112	31.119	20.733	19.257	1'44.221	296,1 14:06'07.312
4	33.307	31.136	20.759	19.397	1'44.599	288,2 14:07'51.911
5	33.185	31.174	20.826	19.421	1'44.606	280,7 14:09'36.517
6	32.931	31.320	20.801	19.480	1'44.532	283,7 14:11'21.049
7	33.002	31.530	21.014	19.629	1'45.175	288,2 14:13'06.224
8	32.973	31.243	20.730	19.559	1'44.505	294,5 14:14'50.729
9	32.958	31.222	20.753	19.642	1'44.575	299,3 14:16'35.304
10	33.059	31.216	20.866	19.526	1'44.667	304,4 14:18'19.971
11	32.979	31.288	20.806	19.624	1'44.697	300,2 14:20'04.668
12	32.899	31.455	20.787	19.611	1'44.752	298,5 14:21'49.420
13	32.855	31.489	20.813	19.626	1'44.783	305,2 14:23'34.203
14	33.148	31.343	20.902	19.631	1'45.024	296,9 14:25'19.227
15	33.125	31.354	21.259	19.499	1'45.237	301,0 14:27'04.464
16	33.239	31.355	20.855	19.573	1'45.022	294,5 14:28'49.486
17	33.187	31.465	20.880	19.665	1'45.197	294,5 14:30'34.683
18	33.155	31.458	20.839	19.701	1'45.153	302,7 14:32'19.836
19	33.527	31.583	20.886	19.781	1'45.777	307,8 14:34'05.613
20	33.203	31.681	23.006	20.207	1'48.097	297,7 14:35'53.710

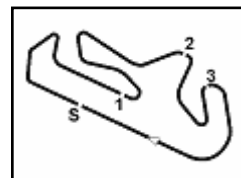
Race Time 35'04.077

17° 33 M. MELANDRI (1'44.395)						
Lap	Seg.1	Seg.2	Seg.3	Seg.4	Lap Time	Local Time
1		31.268	20.947	19.207	1'47.649	201,8 14:02'37.282
2	33.422	31.089	20.519	19.365	1'44.395	285,2 14:04'21.677
3	33.345	31.196	20.765	19.409	1'44.715	284,4 14:06'06.392
4	33.558	31.163	20.868	19.493	1'45.082	293,7 14:07'51.474
5	33.021	31.328	20.857	19.522	1'44.728	292,1 14:09'36.202
6	32.920	31.396	20.917	19.463	1'44.696	297,7 14:11'20.898
7	33.015	31.655	21.286	19.484	1'45.440	297,7 14:13'06.338
8	33.179	31.647	21.356	19.551	1'45.733	285,9 14:14'52.071

08/08/2020 P = Pits In/Out - C = Lap Time Cancelled

These data/results cannot be reproduced, stored and/or transmitted in whole or in part by any manner of electronic, mechanical, photocopying, recording, broadcasting or otherwise now known or herein after developed without the previous express consent by the copyright owner, except for reproduction in daily press and regular printed publications on sale to the public within 60 days of the event related to those data/results and always provided that copyright symbol appears together as follows below.

© DORNA WSBK ORGANIZATION Srl 2020



Portimao 4.592 m

Motul Portuguese Round, 7 - 9 August 2020
Chronological Analysis Race 1
4 / 5

Start at 14:00'49.633

Lap	Seg.1	Seg.2	Seg.3	Seg.4	Lap Time	km/h	Local Time
9	33.067	31.684	21.198	19.600	1'45.549	294,5	14:16'37.620
10	33.432	31.836	21.283	19.752	1'46.303	292,9	14:18'23.923
11	33.118	31.785	21.282	19.625	1'45.810	296,1	14:20'09.733
12	33.398	31.635	21.167	19.508	1'45.708	293,7	14:21'55.441
13	33.051	31.695	20.968	19.572	1'45.286	291,3	14:23'40.727
14	33.062	31.688	21.053	19.537	1'45.340	291,3	14:25'26.067
15	32.964	31.613	20.999	19.535	1'45.111	296,1	14:27'11.178
16	33.036	31.523	20.976	19.678	1'45.213	294,5	14:28'56.391
17	33.072	31.680	21.009	19.582	1'45.343	292,9	14:30'41.734
18	33.010	32.146	21.367	19.838	1'46.361	296,9	14:32'28.095
19	33.697	32.145	21.289	19.964	1'47.095	292,1	14:34'15.190
20	33.880	32.377	22.039	20.107	1'48.403	292,9	14:36'03.593
Race Time 35'13.960							

18° 20 S. BARRIER (1'45.040)

Lap	Seg.1	Seg.2	Seg.3	Seg.4	Lap Time	km/h	Local Time
1		32.209	20.877	19.477	1'49.311	206,0	14:02'38.944
2	33.625	31.370	20.766	19.456	1'45.217	289,7	14:04'24.161
3	33.204	31.414	20.848	19.574	1'45.040	294,5	14:06'09.201
4	33.603	31.313	20.986	19.470	1'45.372	296,1	14:07'54.573
5	33.586	31.484	21.103	19.506	1'45.679	296,1	14:09'40.252
6	33.524	31.590	20.966	19.595	1'45.665	293,7	14:11'25.917
7	33.558	31.639	22.633	19.666	1'47.496	297,7	14:13'13.413
8	33.235	31.489	20.992	19.541	1'45.257	295,3	14:14'58.670
9	33.385	31.451	20.872	19.575	1'45.283	297,7	14:16'43.953
10	33.397	31.641	21.023	19.541	1'45.602	299,3	14:18'29.555
11	33.410	31.463	21.057	19.577	1'45.507	300,2	14:20'15.062
12	33.396	31.618	21.004	19.677	1'45.695	296,1	14:22'00.757
13	33.450	31.692	21.044	19.615	1'45.801	294,5	14:23'46.558
14	33.595	31.563	20.987	19.683	1'45.828	296,9	14:25'32.386
15	33.576	31.690	21.029	19.758	1'46.053	296,9	14:27'18.439
16	33.524	31.899	21.279	19.818	1'46.520	289,0	14:29'04.959
17	33.727	31.671	21.281	19.881	1'46.560	291,3	14:30'51.519
18	33.520	31.663	21.008	19.921	1'46.112	296,1	14:32'37.631
19	33.754	31.665	21.072	19.721	1'46.212	292,9	14:34'23.843
20	33.490	31.628	21.184	19.938	1'46.240	294,5	14:36'10.083
Race Time 35'20.450							

19° 13 T. TAKAHASHI (1'45.217)

Lap	Seg.1	Seg.2	Seg.3	Seg.4	Lap Time	km/h	Local Time
1		32.251	21.185	19.408	1'50.429	194,9	14:02'40.062
2	34.041	31.871	21.149	19.367	1'46.428	276,4	14:04'26.490
3	33.587	31.859	21.103	19.458	1'46.007	274,3	14:06'12.497
4	33.567	31.962	20.912	19.436	1'45.877	288,2	14:07'58.374
5	33.646	31.586	20.994	19.459	1'45.685	300,2	14:09'44.059
6	33.315	31.648	20.943	19.515	1'45.421	292,1	14:11'29.480
7	33.268	31.761	21.030	19.552	1'45.611	293,7	14:13'15.091
8	33.531	31.905	21.020	19.473	1'45.929	287,4	14:15'01.020
9	33.370	31.599	20.971	19.530	1'45.470	286,7	14:16'46.490
10	33.324	31.525	20.909	19.459	1'45.217	291,3	14:18'31.707
11	33.448	31.530	21.045	19.822	1'45.845	291,3	14:20'17.552
12	33.134	31.721	20.980	19.878	1'45.713	289,0	14:22'03.265
13	33.450	31.858	20.923	19.503	1'45.734	292,9	14:23'48.999
14	33.678	31.566	20.958	19.450	1'45.652	299,3	14:25'34.651
15	33.395	31.512	21.112	19.600	1'45.619	289,0	14:27'20.270
16	33.453	31.540	21.037	19.600	1'45.630	286,7	14:29'05.900
17	33.508	31.916	21.198	19.566	1'46.188	286,7	14:30'52.088
18	33.471	31.782	21.176	19.561	1'45.990	280,0	14:32'38.073
19	33.718	31.703	21.033	19.608	1'46.062	278,6	14:34'24.140
20	33.643	31.858	21.031	19.792	1'46.324	280,0	14:36'10.464
Race Time 35'20.831							

20° 63 L. GABELLINI (1'46.052)

Lap	Seg.1	Seg.2	Seg.3	Seg.4	Lap Time	km/h	Local Time
1		32.219	21.175	19.539	1'50.359	193,8	14:02'39.992
2	33.868	31.915	21.167	19.359	1'46.309	279,3	14:04'26.301

RET 11 S. CORTESE (1'44.229)

Lap	Seg.1	Seg.2	Seg.3	Seg.4	Lap Time	km/h	Local Time
1		32.331	20.619	19.228	1'48.633	192,5	14:02'38.266
2	33.540	31.132	20.599	19.197	1'44.468	286,7	14:04'22.734
3	33.064	31.124	20.799	19.242	1'44.229	286,7	14:06'06.963
4	33.269	31.246	20.783	19.358	1'44.656	283,7	14:07'51.619
5	33.308	31.107	20.839	19.490	1'44.744	279,3	14:09'36.363
6	33.085	31.451	20.914	19.366	1'44.816	284,4	14:11'21.179
7	33.112	31.553	21.164	19.459	1'45.288	276,4	14:13'06.467
8	33.309	31.412	20.743	19.410	1'44.874	278,6	14:14'51.341
9	33.208	31.221	20.689	19.384	1'44.502	290,5	14:16'35.843
10	33.058	31.248	20.685	19.450	1'44.441	295,3	14:18'20.284
11	33.213	31.201	20.905	19.409	1'44.728	289,7	14:20'05.012
12	32.987	31.325	20.891	19.466	1'44.669	285,2	14:21'49.681
13	33.501	31.235	20.874	19.422	1'45.032	292,1	14:23'34.713
14	33.256	31.292	20.776	19.414	1'44.738	290,5	14:25'19.451
15	33.188	31.208	20.904	19.384	1'44.684	288,2	14:27'04.135
16	33.338	31.108	20.844	19.527	1'44.817	293,7	14:28'48.952
17	34.154	31.496	20.941	19.454	1'46.045	292,9	14:30'34.997
18	33.261	31.460	20.935	19.482	1'45.138	292,1	14:32'20.135
19	33.570	31.426	21.051	19.622	1'45.669	287,4	14:34'05.804
Race Time 33'16.171							

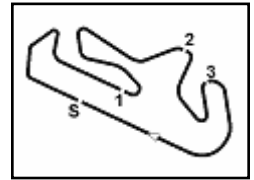
22° 77 M. SCHEIB (1'44.180)

Lap	Seg.1	Seg.2	Seg.3	Seg.4	Lap Time	km/h	Local Time
1		32.260	20.625	19.257	1'48.256	198,8	14:02'37.889
2	33.413	31.002	20.497	19.268	1'44.180	291,3	14:04'22.069
3	33.087	31.176	20.804	19.408	1'44.475	288,2	14:06'06.544
4	33.008	31.074	20.875	28.814	1'53.771P	290,5	14:08'00.315
5	2'49.372	31.859	21.159	19.957	4'02.347P		14:12'02.662
6	33.033	31.764	20.868	19.795	1'45.460	299,3	14:13'48.122
7	33.046	31.509	20.563	19.691	1'44.809	305,2	14:15'32.931
8	33.191	31.340	20.942	19.704	1'45.177	301,8	14:17'18.108
9	33.146	31.850	20.870	19.634	1'45.500	302,7	14:19'03.608
10	33.918	31.678	22.487	19.721	1'47.804	306,1	14:20'51.412
11	33.211	31.458	21.072	19.827	1'45.568	297,7	14:22'36.980
12	33.263	31.641	20.853	19.603	1'45.360	297,7	14:24'22.340
13	33.275	31.694	21.021	19.730	1'45.720	302,7	14:26'08.060
14	34.226	31.833	21.174	19.694	1'46.927	304,4	14:27'54.987
15	33.122	31.777	21.129	19.723	1'45.751	299,3	14:29'40.738
16	33.490	31.799	20.841	19.779	1'45.909	297,7	14:31'26.647
17	33.373	31.970	21.208	19.933	1'46.484	300,2	14:33'13.131
18	33.357	31.845	20.967	19.932	1'46.101	297,7	14:34'59.232
19	33.301	31.880	21.992	20.698	1'47.871	292,1	14:36'47.103
Race Time 35'57.470							

08/08/2020 P = Pits In/Out - C = Lap Time Cancelled

These data/results cannot be reproduced, stored and/or transmitted in whole or in part by any manner of electronic, mechanical, photocopying, recording, broadcasting or otherwise now known or herein after developed without the previous express consent by the copyright owner, except for reproduction in daily press and regular printed publications on sale to the public within 60 days of the event related to those data/results and always provided that copyright symbol appears together as follows below.

© DORNA WSBK ORGANIZATION Srl 2020



Portimao 4.592 m

5 / 5

Motul Portuguese Round, 7 - 9 August 2020
Chronological Analysis Race 1

Start at 14:00'49.633

RET								23 C. PONSSON (1'46.194)							
Lap	Seg.1	Seg.2	Seg.3	Seg.4	Lap Time	km/h	Local Time								
1		32.229	21.022	19.597	1'49.966	200,3	14:02'39.599								
2	33.769	31.906	21.005	19.737	1'46.417	300,2	14:04'26.016								
3	33.553	31.916	20.896	19.885	1'46.250	294,5	14:06'12.266								
4	33.616	32.304	21.197	19.743	1'46.860	297,7	14:07'59.126								
5	33.637	31.800	20.925	19.914	1'46.276	299,3	14:09'45.402								
6	33.272	32.405	21.110	19.905	1'46.692	297,7	14:11'32.094								
7	33.415	31.929	21.174	19.981	1'46.499	301,0	14:13'18.593								
8	33.818	32.022	21.326	19.700	1'46.866	287,4	14:15'05.459								
9	33.952	32.160	21.282	19.735	1'47.129	290,5	14:16'52.588								
10	33.480	31.781	21.024	19.909	1'46.194	298,5	14:18'38.782								
11	33.542	31.974	21.337	19.892	1'46.745	298,5	14:20'25.527								
12	33.565	32.061	21.060	19.811	1'46.497	299,3	14:22'12.024								
13	35.198	31.959	21.152	19.854	1'48.163	304,4	14:24'00.187								
14	33.515	32.115	21.183	19.912	1'46.725	295,3	14:25'46.912								
15	33.595	31.978	21.173	19.900	1'46.646	301,0	14:27'33.558								
16	38.780	34.477	23.161	29.055	2'05.473P	295,3	14:29'39.031								

Race Time 28'49.398

08/08/2020 P = Pits In/Out - C = Lap Time Cancelled

These data/results cannot be reproduced, stored and/or transmitted in whole or in part by any manner of electronic, mechanical, photocopying, recording, broadcasting or otherwise now known or herein after developed without the previous express consent by the copyright owner, except for reproduction in daily press and regular printed publications on sale to the public within 60 days of the event related to those data/results and always provided that copyright symbol appears together as follows below.

© DORNA WSBK ORGANIZATION Srl 2020

