

Portimao 4.592 m

1 / 2

Motul Portuguese Round, 7 - 9 August 2020

Results Tissot Superpole

No.	Rider	Nat	Team	Bike	Class	Time	Gap	Rel.	Laps	Speed	
										Avg	Max
1	1 J. REA	GBR	Kawasaki Racing Team WorldSBK	Kawasaki ZX-10RR		1'40.676			6	164,202	307,8
2	54 T. RAZGATLIOGLU	TUR	PATA YAMAHA WorldSBK Official Team	Yamaha YZF R1		1'40.954	0.278	0.278	6	163,750	313,2
3	22 A. LOWES	GBR	Kawasaki Racing Team WorldSBK	Kawasaki ZX-10RR		1'41.074	0.398	0.120	9	163,555	310,5
4	66 T. SYKES	GBR	BMW Motorrad WorldSBK Team	BMW S1000 RR		1'41.240	0.564	0.166	8	163,287	309,6
5	60 M. VAN DER MARK	NED	PATA YAMAHA WorldSBK Official Team	Yamaha YZF R1		1'41.335	0.659	0.095	6	163,134	306,1
6	76 L. BAZ	FRA	Ten Kate Racing Yamaha	Yamaha YZF R1	IND	1'41.354	0.678	0.019	10	163,104	307,8
7	21 M. RINALDI	ITA	Team GOELEVELN	Ducati Panigale V4 R	IND	1'41.424	0.748	0.070	6	162,991	306,1
8	45 S. REDDING	GBR	ARUBA.IT Racing - Ducati	Ducati Panigale V4 R		1'41.436	0.760	0.012	9	162,972	312,3
9	50 E. LAVERTY	IRL	BMW Motorrad WorldSBK Team	BMW S1000 RR		1'41.504	0.828	0.068	11	162,863	307,8
10	91 L. HASLAM	GBR	Team HRC	Honda CBR1000RR-R		1'41.607	0.931	0.103	11	162,697	306,1
11	31 G. GERLOFF	USA	GRT Yamaha WorldSBK Junior Team	Yamaha YZF R1	IND	1'41.807	1.131	0.200	10	162,378	308,7
12	19 A. BAUTISTA	ESP	Team HRC	Honda CBR1000RR-R		1'42.123	1.447	0.316	9	161,875	308,7
13	7 C. DAVIES	GBR	ARUBA.IT Racing - Ducati	Ducati Panigale V4 R		1'42.227	1.551	0.104	11	161,711	315,9
14	11 S. CORTESE	GER	OUTDO Kawasaki TPR	Kawasaki ZX-10RR	IND	1'42.345	1.669	0.118	8	161,524	298,5
15	12 X. FORES	ESP	Kawasaki Puccetti Racing	Kawasaki ZX-10RR	IND	1'42.421	1.745	0.076	8	161,404	310,5
16	64 F. CARICASULO	ITA	GRT Yamaha WorldSBK Junior Team	Yamaha YZF R1	IND	1'42.491	1.815	0.070	7	161,294	304,4
17	77 M. SCHEIB	CHI	ORELAC Racing VERDNATURA	Kawasaki ZX-10RR	IND	1'42.654	1.978	0.163	4	161,038	301,8
18	36 L. MERCADO	ARG	Motocorsa Racing	Ducati Panigale V4 R	IND	1'42.718	2.042	0.064	10	160,938	307,8
19	33 M. MELANDRI	ITA	Barni Racing Team	Ducati Panigale V4 R	IND	1'42.873	2.197	0.155	9	160,695	304,4
20	20 S. BARRIER	FRA	Brixx Performance	Ducati Panigale V4 R	IND	1'42.894	2.218	0.021	8	160,662	301,8
21	13 T. TAKAHASHI	JPN	MIE Racing Althea HONDA Team	Honda CBR1000RR-R	IND	1'44.025	3.349	1.131	10	158,916	300,2
22	23 C. PONSSON	FRA	Nuova M2 Racing	Aprilia RSV4 1000	IND	1'44.027	3.351	0.002	10	158,913	305,2
23	63 L. GABELLINI	ITA	MIE Racing Althea HONDA Team	Honda CBR1000RR-R	IND	1'44.779	4.103	0.752	9	157,772	288,2

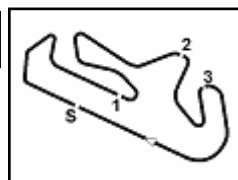
AIR	Humidity:	56%	Temp:	28°C
TRACK	Condition:	Dry	Temp:	36°C

Records	Pole (SP)	2019 J.Rea	1'40.372	164,700	Km/h
	Race (SPRC)	2019 J.Rea	1'41.272	163,240	Km/h
	All Times (SP)	2019 J.Rea	1'40.372	164,700	Km/h

Start	End	The results are provisional until the end of the time limit for protests and appeals and the completion of the technical checks.
08/08/2020 11:00	11:27	

These data/results cannot be reproduced, stored and/or transmitted in whole or in part by any manner of electronic, mechanical, photocopying, recording, broadcasting or otherwise now known or herein after developed without the previous express consent by the copyright owner, except for reproduction in daily press and regular printed publications on sale to the public within 60 days of the event related to those data/results and always provided that copyright symbol appears together as follows below.

© DORNA WSBK ORGANIZATION Srl 2020


Motul Portuguese Round, 7 - 9 August 2020
Results Tissot Superpole
Session Highlights

Local Time	No. Rider	Description
11.00.00		Start
11.04.51	77 M. SCHEIB	Crashed - Turn 7
11.05.08	45 S. REDDING	Crashed - Turn 5
11.05.21	45 S. REDDING	Re-joined
11.06.34	13 T. TAKAHASHI	On Asphalt - Re-Joined - Turn 5
11.06.59	77 M. SCHEIB	Re-joined
11.16.07	19 A. BAUTISTA	Crashed - Turn 13
11.16.13	19 A. BAUTISTA	Re-joined
11.27.11		End Of Session

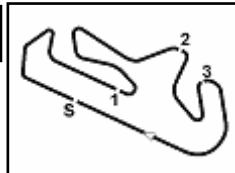
Fastest Laps Sequence

No.	Rider	Nat	Team	Bike	Local Time	Time	Gap	Avg
76	L. BAZ	FRA	Ten Kate Racing Yamaha	Yamaha YZF R1	11:03'29.365	1'42.317		161,568
1	J. REA	GBR	Kawasaki Racing Team WorldSBK	Kawasaki ZX-10RR	11:04'16.826	1'42.032	-0.285	162,020
54	T. RAZGATLIOGLU	TUR	PATA YAMAHA WorldSBK Official Team	Yamaha YZF R1	11:04'18.495	1'41.353	-0.679	163,105
22	A. LOWES	GBR	Kawasaki Racing Team WorldSBK	Kawasaki ZX-10RR	11:22'04.082	1'41.074	-0.279	163,555
1	J. REA	GBR	Kawasaki Racing Team WorldSBK	Kawasaki ZX-10RR	11:23'41.405	1'40.676	-0.398	164,202

08/08/2020 Start End The results are provisional until the end of the time limit for protests and appeals and the completion of the technical checks.

These data/results cannot be reproduced, stored and/or transmitted in whole or in part by any manner of electronic, mechanical, photocopying, recording, broadcasting or otherwise now known or herein after developed without the previous express consent by the copyright owner, except for reproduction in daily press and regular printed publications on sale to the public within 60 days of the event related to those data/results and always provided that copyright symbol appears together as follows below.

© DORNA WSBK ORGANIZATION Srl 2020



Portimao 4.592 m

Motul Portuguese Round, 7 - 9 August 2020

Best Sectors & Speed Tissot Superpole

BEST LAP			
1	1 J. REA	Kawasaki ZX-10RR	1'40.676
2	54 T. RAZGATLIOGLU	Yamaha YZF R1	1'40.954
3	22 A. LOWES	Kawasaki ZX-10RR	1'41.074
4	66 T. SYKES	BMW S1000 RR	1'41.240
5	60 M. VAN DER MARK	Yamaha YZF R1	1'41.335
6	76 L. BAZ	Yamaha YZF R1	1'41.354
7	21 M. RINALDI	Ducati Panigale V4 R	1'41.424
8	45 S. REDDING	Ducati Panigale V4 R	1'41.436
9	50 E. LAVERTY	BMW S1000 RR	1'41.504
10	91 L. HASLAM	Honda CBR1000RR-R	1'41.607
11	31 G. GERLOFF	Yamaha YZF R1	1'41.807
12	19 A. BAUTISTA	Honda CBR1000RR-R	1'42.123
13	7 C. DAVIES	Ducati Panigale V4 R	1'42.227
14	11 S. CORTESE	Kawasaki ZX-10RR	1'42.345
15	12 X. FORES	Kawasaki ZX-10RR	1'42.421
16	64 F. CARICASULO	Yamaha YZF R1	1'42.491
17	77 M. SCHEIB	Kawasaki ZX-10RR	1'42.654
18	36 L. MERCADO	Ducati Panigale V4 R	1'42.718
19	33 M. MELANDRI	Ducati Panigale V4 R	1'42.873
20	20 S. BARRIER	Ducati Panigale V4 R	1'42.894
21	13 T. TAKAHASHI	Honda CBR1000RR-R	1'44.025
22	23 C. PONSSON	Aprilia RS4 1000	1'44.027
23	63 L. GABELLINI	Honda CBR1000RR-R	1'44.779

SPEED			
1	7 C. DAVIES	Ducati Panigale V4 R	315,9
2	54 T. RAZGATLIOGLU	Yamaha YZF R1	313,2
3	45 S. REDDING	Ducati Panigale V4 R	312,3
4	22 A. LOWES	Kawasaki ZX-10RR	310,5
5	12 X. FORES	Kawasaki ZX-10RR	310,5
6	66 T. SYKES	BMW S1000 RR	309,6
7	19 A. BAUTISTA	Honda CBR1000RR-R	308,7
8	31 G. GERLOFF	Yamaha YZF R1	308,7
9	36 L. MERCADO	Ducati Panigale V4 R	307,8
10	76 L. BAZ	Yamaha YZF R1	307,8
11	1 J. REA	Kawasaki ZX-10RR	307,8
12	50 E. LAVERTY	BMW S1000 RR	307,8
13	60 M. VAN DER MARK	Yamaha YZF R1	306,1
14	21 M. RINALDI	Ducati Panigale V4 R	306,1
15	91 L. HASLAM	Honda CBR1000RR-R	306,1
16	23 C. PONSSON	Aprilia RS4 1000	305,2
17	64 F. CARICASULO	Yamaha YZF R1	304,4
18	33 M. MELANDRI	Ducati Panigale V4 R	304,4
19	77 M. SCHEIB	Kawasaki ZX-10RR	301,8
20	20 S. BARRIER	Ducati Panigale V4 R	301,8
21	13 T. TAKAHASHI	Honda CBR1000RR-R	300,2
22	11 S. CORTESE	Kawasaki ZX-10RR	298,5
23	63 L. GABELLINI	Honda CBR1000RR-R	288,2

SEG. 1		
1	54 T. RAZGATLIOGLU	31.735
2	76 L. BAZ	31.739
3	45 S. REDDING	31.762
4	7 C. DAVIES	31.871
5	66 T. SYKES	31.899
6	1 J. REA	31.941
7	19 A. BAUTISTA	32.011
8	21 M. RINALDI	32.015
9	91 L. HASLAM	32.077
10	22 A. LOWES	32.079
11	60 M. VAN DER MARK	32.113
12	50 E. LAVERTY	32.162
13	12 X. FORES	32.263
14	36 L. MERCADO	32.263
15	31 G. GERLOFF	32.321
16	64 F. CARICASULO	32.335
17	20 S. BARRIER	32.358
18	77 M. SCHEIB	32.402
19	11 S. CORTESE	32.412
20	33 M. MELANDRI	32.412
21	23 C. PONSSON	32.668
22	13 T. TAKAHASHI	32.931
23	63 L. GABELLINI	33.137

SEG. 2		
1	1 J. REA	29.905
2	22 A. LOWES	30.089
3	60 M. VAN DER MARK	30.107
4	50 E. LAVERTY	30.133
5	76 L. BAZ	30.165
6	45 S. REDDING	30.205
7	54 T. RAZGATLIOGLU	30.214
8	66 T. SYKES	30.223
9	31 G. GERLOFF	30.256
10	21 M. RINALDI	30.347
11	91 L. HASLAM	30.363
12	77 M. SCHEIB	30.448
13	7 C. DAVIES	30.477
14	11 S. CORTESE	30.488
15	19 A. BAUTISTA	30.592
16	20 S. BARRIER	30.611
17	64 F. CARICASULO	30.623
18	12 X. FORES	30.632
19	33 M. MELANDRI	30.699
20	36 L. MERCADO	30.723
21	13 T. TAKAHASHI	30.920
22	23 C. PONSSON	31.104
23	63 L. GABELLINI	31.133

SEG. 3		
1	66 T. SYKES	20.042
2	76 L. BAZ	20.045
3	22 A. LOWES	20.092
4	54 T. RAZGATLIOGLU	20.093
5	1 J. REA	20.096
6	45 S. REDDING	20.144
7	60 M. VAN DER MARK	20.174
8	64 F. CARICASULO	20.208
9	31 G. GERLOFF	20.230
10	50 E. LAVERTY	20.248
11	11 S. CORTESE	20.273
12	21 M. RINALDI	20.280
13	7 C. DAVIES	20.285
14	12 X. FORES	20.333
15	91 L. HASLAM	20.339
16	19 A. BAUTISTA	20.401
17	36 L. MERCADO	20.458
18	77 M. SCHEIB	20.459
19	33 M. MELANDRI	20.482
20	23 C. PONSSON	20.500
21	20 S. BARRIER	20.538
22	13 T. TAKAHASHI	20.775
23	63 L. GABELLINI	20.924

SEG. 4		
1	1 J. REA	18.734
2	21 M. RINALDI	18.782
3	60 M. VAN DER MARK	18.804
4	22 A. LOWES	18.814
5	91 L. HASLAM	18.822
6	54 T. RAZGATLIOGLU	18.912
7	31 G. GERLOFF	18.919
8	50 E. LAVERTY	18.961
9	19 A. BAUTISTA	18.988
10	11 S. CORTESE	18.993
11	45 S. REDDING	19.023
12	76 L. BAZ	19.050
13	77 M. SCHEIB	19.059
14	66 T. SYKES	19.076
15	64 F. CARICASULO	19.104
16	36 L. MERCADO	19.168
17	12 X. FORES	19.191
18	20 S. BARRIER	19.194
19	33 M. MELANDRI	19.213
20	13 T. TAKAHASHI	19.269
21	7 C. DAVIES	19.445
22	63 L. GABELLINI	19.516
23	23 C. PONSSON	19.577

08/08/2020

These data/results cannot be reproduced, stored and/or transmitted in whole or in part by any manner of electronic, mechanical, photocopying, recording, broadcasting or otherwise now known or herein after developed without the previous express consent by the copyright owner, except for reproduction in daily press and regular printed publications on sale to the public within 60 days of the event related to those data/results and always provided that copyright symbol appears together as follows below.

© DORNA WSBK ORGANIZATION Srl 2020

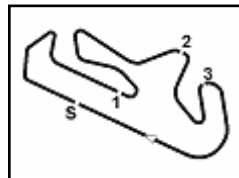
FICR PERUGIA TIMING



Official Tyre Supplier



Official Timekeeper



Portimao 4.592 m

Motul Portuguese Round, 7 - 9 August 2020

Ideal Times Tissot Superpole

No.	Rider	Nat	Bike	Seg. 1	Seg. 2	Seg. 3	Seg. 4	Ideal Time			
				Diff. 1	Diff. 2	Diff. 3	Diff. 4	Best Lap	Pos.	Diff.	
1	1 J. REA	GBR	Kawasaki ZX-10RR	31.941	29.905	20.096	18.734	1'40.676		1	
2	54 T. RAZGATLIOGLU	TUR	Yamaha YZF R1	31.735	30.214	20.093	18.912	1'40.954		2	
3	76 L. BAZ	FRA	Yamaha YZF R1	31.739 +0.353	30.165	20.045 +0.002	19.050	1'40.999		6	0.355
4	22 A. LOWES	GBR	Kawasaki ZX-10RR	32.079	30.089	20.092	18.814	1'41.074		3	
5	45 S. REDDING	GBR	Ducati Panigale V4 R	31.762 +0.139	30.205 +0.163	20.144	19.023	1'41.134		8	0.302
6	60 M. VAN DER MARK	NED	Yamaha YZF R1	32.113	30.107	20.174 +0.137	18.804	1'41.198		5	0.137
7	66 T. SYKES	GBR	BMW S1000 RR	31.899	30.223	20.042	19.076	1'41.240		4	
8	21 M. RINALDI	ITA	Ducati Panigale V4 R	32.015	30.347	20.280	18.782	1'41.424		7	
9	50 E. LAVERTY	IRL	BMW S1000 RR	32.162	30.133	20.248	18.961	1'41.504		9	
10	91 L. HASLAM	GBR	Honda CBR1000RR-R	32.077 +0.006	30.363	20.339	18.822	1'41.601		10	0.006
11	31 G. GERLOFF	USA	Yamaha YZF R1	32.321 +0.042	30.256	20.230 +0.039	18.919	1'41.726		11	0.081
12	19 A. BAUTISTA	ESP	Honda CBR1000RR-R	32.011	30.592	20.401	18.988 +0.131	1'41.992		12	0.131
13	7 C. DAVIES	GBR	Ducati Panigale V4 R	31.871 +0.149	30.477	20.285	19.445	1'42.078		13	0.149
14	11 S. CORTESE	GER	Kawasaki ZX-10RR	32.412 +0.112	30.488	20.273 +0.067	18.993	1'42.166		14	0.179
15	64 F. CARICASULO	ITA	Yamaha YZF R1	32.335	30.623	20.208	19.104 +0.221	1'42.270		16	0.221
16	77 M. SCHEIB	CHI	Kawasaki ZX-10RR	32.402 +0.286	30.448	20.459	19.059	1'42.368		17	0.286
17	12 X. FORES	ESP	Kawasaki ZX-10RR	32.263	30.632	20.333 +0.002	19.191	1'42.419		15	0.002
18	36 L. MERCADO	ARG	Ducati Panigale V4 R	32.263	30.723 +0.048	20.458	19.168 +0.058	1'42.612		18	0.106
19	20 S. BARRIER	FRA	Ducati Panigale V4 R	32.358	30.611	20.538 +0.193	19.194	1'42.701		20	0.193
20	33 M. MELANDRI	ITA	Ducati Panigale V4 R	32.412 +0.026	30.699	20.482 +0.041	19.213	1'42.806		19	0.067
21	23 C. PONSSON	FRA	Aprilia RSV4 1000	32.668 +0.178	31.104	20.500	19.577	1'43.849		22	0.178
22	13 T. TAKAHASHI	JPN	Honda CBR1000RR-R	32.931	30.920 +0.130	20.775	19.269	1'43.895		21	0.130
23	63 L. GABELLINI	ITA	Honda CBR1000RR-R	33.137 +0.043	31.133	20.924 +0.026	19.516	1'44.710		23	0.069
Overall Ideal Time				31.735	29.905	20.042	18.734	1'40.416			

08/08/2020

These data/results cannot be reproduced, stored and/or transmitted in whole or in part by any manner of electronic, mechanical, photocopying, recording, broadcasting or otherwise now known or herein after developed without the previous express consent by the copyright owner, except for reproduction in daily press and regular printed publications on sale to the public within 60 days of the event related to those data/results and always provided that copyright symbol appears together as follows below.

© DORNA WSBK ORGANIZATION Srl 2020

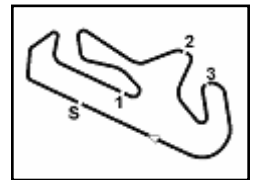
PIRELLI PERUGIA TIMING



Official Tyre Supplier



Official Timekeeper



Motul Portuguese Round, 7 - 9 August 2020

Chronological Analysis Tissot Superpole

Portimao 4.592 m

1 / 3

1° 1 J. REA (1'40.676)							
Lap	Seg.1	Seg.2	Seg.3	Seg.4	Lap Time	km/h	Local Time
1		31.745	21.447	19.088			11:02'34.794
2	32.245	30.557	20.213	19.017	1'42.032	304,4	11:04'16.826
3	32.063	30.581	20.186	19.068	1'41.898	303,5	11:05'58.724
4	31.961	30.839	24.108	29.566	1'56.474P	307,8	11:07'55.198
5	12'44.174	38.763	23.185	19.409	14'05.531P		11:22'00.729
6	31.941	29.905	20.096	18.734	1'40.676	304,4	11:23'41.405
7	36.067	31.206	21.034	26.412	1'54.719P	298,5	11:25'36.124

2° 54 T. RAZGATLIOGLU (1'40.954)							
Lap	Seg.1	Seg.2	Seg.3	Seg.4	Lap Time	km/h	Local Time
1		30.874	20.610	18.989			11:02'37.142
2	31.969	30.299	20.119	18.966	1'41.353	311,4	11:04'18.495
3	32.278	31.040	21.144	19.016	1'43.478	313,2	11:06'01.973
4	32.454	30.739	20.647	25.856	1'49.696P	307,0	11:07'51.669
5	13'50.104	32.060	20.907	19.505	15'02.576P		11:22'54.245
6	31.735	30.214	20.093	18.912	1'40.954	310,5	11:23'41.199
7	36.280	33.439	22.110	29.053	2'00.882P	311,4	11:26'36.081

3° 22 A. LOWES (1'41.074)							
Lap	Seg.1	Seg.2	Seg.3	Seg.4	Lap Time	km/h	Local Time
1		32.534	21.595	19.487			11:02'06.153
2	32.457	30.577	20.399	18.974	1'42.407	292,9	11:03'48.560
3	32.237	30.767	20.458	19.067	1'42.529	304,4	11:05'31.089
4	32.255	30.735	20.344	19.055	1'42.389	299,3	11:07'13.478
5	38.000	31.185	20.541	19.203	1'48.929	298,5	11:09'02.407
6	32.330	30.705	20.264	19.187	1'42.486	302,7	11:10'44.893
7	32.254	35.219	21.928	29.355	1'58.756P	310,5	11:12'43.649
8	6'25.447	33.374	21.201	19.337	7'39.359P		11:20'23.008
9	32.079	30.089	20.092	18.814	1'41.074	301,0	11:22'04.082
10	39.219	32.871	22.496	28.813	2'03.399P	296,9	11:24'07.481

4° 66 T. SYKES (1'41.240)							
Lap	Seg.1	Seg.2	Seg.3	Seg.4	Lap Time	km/h	Local Time
1		32.793	21.489	19.718			11:03'10.034
2	32.399	30.685	20.283	19.136	1'42.503	304,4	11:04'52.537
3	32.569	31.737	20.980	19.472	1'44.758	307,8	11:06'37.295
4	32.179	30.584	20.324	19.172	1'42.259	307,0	11:08'19.554
5	33.655	31.546	20.970	27.791	1'53.962P	293,7	11:10'13.516
6	10'06.410	31.711	20.700	19.085	11'17.906P		11:21'31.422
7	31.899	30.223	20.042	19.076	1'41.240	306,1	11:23'12.662
8	32.642	31.080	20.717	19.687	1'44.126	309,6	11:24'56.788
9	34.823	32.392	21.831	20.563	1'49.609	294,5	11:26'46.397

5° 60 M. VAN DER MARK (1'41.335)							
Lap	Seg.1	Seg.2	Seg.3	Seg.4	Lap Time	km/h	Local Time
1				19.141			11:02'38.071
2	32.164	30.395	20.174	18.869	1'41.602	292,9	11:04'19.673
3	32.312	30.507	20.214	18.936	1'41.969	306,1	11:06'01.642
4	32.152	30.667	20.728	33.918	1'57.465P	301,8	11:07'59.107
5	12'51.784	31.841	21.038	18.861	14'03.524P		11:22'02.631
6	32.113	30.107	20.311	18.804	1'41.335	304,4	11:23'43.966
7	32.131	30.411	20.358	19.053	1'41.953	299,3	11:25'25.919

6° 76 L. BAZ (1'41.354)							
Lap	Seg.1	Seg.2	Seg.3	Seg.4	Lap Time	km/h	Local Time
1		31.720	20.643	19.525			11:01'47.048
2	32.263	30.504	20.221	19.329	1'42.317	306,1	11:03'29.365
3	32.274	30.335	20.245	19.322	1'42.176	307,8	11:05'11.541
4	33.449	32.287	20.769	27.009	1'53.514P	304,4	11:07'05.055
5	2'50.512	31.338	20.983	19.523	4'02.356P		11:11'07.411

6	32.136	30.480	20.118	19.301	1'42.035	307,0	11:12'49.446
7	32.112	30.389	20.270	19.199	1'41.970	306,1	11:14'31.416
8	35.439	31.529	25.168	26.756	1'58.892P	301,8	11:16'30.308
9	4'11.987	33.826	23.742	19.785	5'29.340P		11:21'59.648
10	32.092	30.165	20.047	19.050	1'41.354	306,1	11:23'41.002
11	31.739	30.306	20.045	19.300	1'41.390	306,1	11:25'22.392

7° 21 M. RINALDI (1'41.424)							
Lap	Seg.1	Seg.2	Seg.3	Seg.4	Lap Time	km/h	Local Time
1		31.749	21.787	19.265			11:02'41.747
2	32.336	30.654	20.398	19.084	1'42.472	303,5	11:04'24.219
3	32.240	30.559	20.460	19.051	1'42.310	306,1	11:06'06.529
4	32.203	30.611	20.543	28.732	1'52.089P	305,2	11:07'58.618
5	12'29.446	32.160	21.064	19.245	13'41.915P		11:21'40.533
6	32.015	30.347	20.280	18.782	1'41.424	303,5	11:23'21.957
7	32.046	30.438	20.482	19.235	1'42.201	302,7	11:25'04.158

8° 45 S. REDDING (1'41.436)							
Lap	Seg.1	Seg.2	Seg.3	Seg.4	Lap Time	km/h	Local Time
1		34.293	27.425	19.138			11:02'39.475
2	31.901	30.368	20.144	19.023	1'41.436	307,0	11:04'20.911
3	32.069	56.617	21.989	25.737	2'16.412P	309,6	11:06'37.323
4	6'46.076	30.924	20.560	19.213	7'56.773P		11:14'34.096
5	32.114	30.514	20.432	19.176	1'42.236	312,3	11:16'16.332
6	32.071	30.505	20.349	19.204	1'42.129	311,4	11:17'58.461
7	33.539	31.285	20.837	24.785	1'50.446P	301,8	11:19'48.907
8	1'40.333	33.383	21.323	19.136	2'54.175P		11:22'43.082
9	31.762	35.891	20.679	19.213	1'47.545	312,3	11:24'30.627
10	31.895	30.205	20.361	19.063	1'41.524	309,6	11:26'12.151

9° 50 E. LAVERTY (1'41.504)							
Lap	Seg.1	Seg.2	Seg.3	Seg.4	Lap Time	km/h	Local Time
1		32.988	21.396	19.387			11:03'01.990
2	32.505	30.635	20.260	19.296	1'42.696	300,2	11:04'44.686
3	32.280	31.077	20.478	19.306	1'43.141	301,8	11:06'27.827
4	33.713	31.698	20.831	28.106	1'54.348P	307,8	11:08'22.175
5	2'22.363	32.378	21.121	19.367	3'35.229P		11:11'57.404
6	32.337	30.551	20.436	19.350	1'42.674	302,7	11:13'40.078
7	32.256	30.413	20.483	19.204	1'42.356	306,1	11:15'22.434
8	33.666	31.399	20.840	27.073	1'52.978P	291,3	11:17'15.412
9	2'50.493	32.237	21.421	19.346	4'03.497P		11:21'18.909
10	32.162	30.133	20.248	18.961	1'41.504	302,7	11:23'00.413
11	37.376	32.492	21.652	20.472	1'51.992	297,7	11:24'52.405
12	37.428	34.709	22.279	21.073	1'55.489	249,1	11:26'47.894

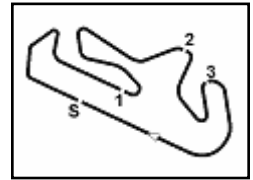
10° 91 L. HASLAM (1'41.607)							
Lap	Seg.1	Seg.2	Seg.3	Seg.4	Lap Time	km/h	Local Time
1		32.156	23.010	19.817			11:01'51.088
2	32.473	30.661	20.431	19.052	1'42.617	298,5	11:03'33.705
3	37.958	37.145	26.785	19.723	2'01.611	306,1	11:05'35.316
4	32.300	30.675	20.450	19.028	1'42.453	296,1	11:07'17.769
5	32.620	32.792	20.593	19.329	1'45.334	303,5	11:09'03.103
6	32.265	30.756	20.462	19.160	1'42.643	297,7	11:10'45.746
7	32.797	32.610	21.479	28.589	1'55.475P	293,7	11:12'41.221
8	4'50.387	33.838	22.144	19.823	6'06.192P		11:18'47.413
9	32.083	30.363	20.339	18.822	1'41.607	305,2	11:20'29.020
10	32.077	30.617	20.598	19.134	1'42.426	303,5	11:22'11.446
11	37.704	34.773	22.635	31.568	2'06.680P	290,5	11:24'18.126
12	1'08.249	34.086	22.711	21.207	2'26.253P		11:26'44.379

11° 31 G. GERLOFF (1'41.807)							
Lap	Seg.1	Seg.2	Seg.3	Seg.4	Lap Time	km/h	Local Time

08/08/2020 P = Pits In/Out - C = Lap Time Cancelled

These data/results cannot be reproduced, stored and/or transmitted in whole or in part by any manner of electronic, mechanical, photocopying, recording, broadcasting or otherwise now known or herein after developed without the previous express consent by the copyright owner, except for reproduction in daily press and regular printed publications on sale to the public within 60 days of the event related to those data/results and always provided that copyright symbol appears together as follows below.

© DORNA WSBK ORGANIZATION Srl 2020



Motul Portuguese Round, 7 - 9 August 2020 Chronological Analysis Tissot Superpole

1		34.825	26.329	24.520			11:02'07.593
2	32.771	30.699	20.488	19.113	1'43.071	298,5	11:03'50.664
3	32.558	30.876	20.362	19.214	1'43.010	307,0	11:05'33.674
4	32.488	30.695	20.345	19.293	1'42.821	304,4	11:07'16.495
5	32.572	30.668	20.230	19.224	1'42.694	306,1	11:08'59.189
6	32.465	30.777	20.401	19.270	1'42.913	304,4	11:10'42.102
7	38.465	31.999	22.018	28.167	2'00.649P	295,3	11:12'42.751
8	7'24.574	31.870	21.501	19.040	8'36.985P		11:21'19.736
9	32.363	30.256	20.269	18.919	1'41.807	305,2	11:23'01.543
10	32.321	30.446	20.345	19.246	1'42.358	308,7	11:24'43.901
11	43.993	33.028	25.706	20.149	2'02.876	307,0	11:26'46.777

16° 64 F. CARICASULO (1'42.491)							
Lap	Seg.1	Seg.2	Seg.3	Seg.4	Lap Time	km/h	Local Time
1			31.743	20.661	19.424		11:01'47.270
2	32.513	30.725	20.360	19.109	1'42.707	298,5	11:03'29.977
3	32.544	30.646	20.404	19.331	1'42.925	296,9	11:05'12.902
4	32.522	30.901	20.355	19.365	1'43.143	298,5	11:06'56.045
5	32.554	38.717	22.036	30.405	2'03.712P	304,4	11:08'59.757
6	12'43.676	32.182	20.766	19.104	13'55.728P		11:22'55.485
7	32.335	30.623	20.208	19.325	1'42.491	303,5	11:24'37.976
8	56.008	35.726	26.633	29.992	2'28.359P	289,7	11:27'06.335

12° 19 A. BAUTISTA (1'42.123)							
Lap	Seg.1	Seg.2	Seg.3	Seg.4	Lap Time	km/h	Local Time
1		32.112	21.018	19.305			11:02'02.985
2	32.770	31.066	20.674	19.145	1'43.655	301,0	11:03'46.640
3	32.560	30.942	20.592	19.179	1'43.273	304,4	11:05'29.913
4	32.536	30.937	20.578	19.264	1'43.315	305,2	11:07'13.228
5	32.440	31.020	20.446	19.370	1'43.276	308,7	11:08'56.504
6	34.152	34.453	22.849	26.553	1'58.007P	301,8	11:10'54.511
7	2'30.761	31.261	20.683	19.084	3'41.789P		11:14'36.300
8	32.540	30.718	37.452	27.664	2'08.374P	306,1	11:16'44.674
9	5'41.060	31.377	20.803	18.988	6'52.228P		11:23'36.902
10	32.011	30.592	20.401	19.119	1'42.123	306,1	11:25'19.025

17° 77 M. SCHEIB (1'42.654)							
Lap	Seg.1	Seg.2	Seg.3	Seg.4	Lap Time	km/h	Local Time
1		32.790	21.654	19.326			11:02'06.268
2	32.688	30.448	20.459	19.059	1'42.654	289,7	11:03'48.922
3	32.477			30.539	4'12.028P	301,8	11:08'00.950
4	14'40.847	31.233	20.988	19.390	15'52.458P		11:23'53.408
5	32.402	31.176	20.600	19.350	1'43.528	298,5	11:25'36.936

18° 36 L. MERCADO (1'42.718)							
Lap	Seg.1	Seg.2	Seg.3	Seg.4	Lap Time	km/h	Local Time
1		33.244	24.216	19.537			11:02'04.271
2	33.049	39.112	24.248	19.570	1'55.979	297,7	11:04'00.250
3	32.610	30.939	20.608	19.448	1'43.605	305,2	11:05'43.855
4	33.969	34.023	29.794	33.380	2'11.166P	303,5	11:07'55.021
5	2'53.052	31.392	20.797	19.462	4'04.703P		11:11'59.724
6	32.695	30.831	20.513	19.342	1'43.381	302,7	11:13'43.105
7	32.343	30.723	20.529	19.375	1'42.970	302,7	11:15'26.075
8	32.494	30.931	20.554	19.530	1'43.509	307,0	11:17'09.584
9	32.569	30.931	22.594	27.259	1'53.353P	307,0	11:19'02.937
10	3'01.934	32.539	26.180	19.168	4'19.821P		11:23'22.758
11	32.263	30.771	20.458	19.226	1'42.718	307,8	11:25'05.476

13° 7 C. DAVIES (1'42.227)							
Lap	Seg.1	Seg.2	Seg.3	Seg.4	Lap Time	km/h	Local Time
1		32.369	22.086	19.750			11:02'22.808
2	32.475	30.783	20.490	19.588	1'43.336	310,5	11:04'06.144
3	32.026	30.793	20.434	19.649	1'42.902	314,1	11:05'49.046
4	33.987	33.025	21.447	27.336	1'55.795P	304,4	11:07'44.841
5	2'29.929	32.151	21.047	19.867	3'42.994P		11:11'27.835
6	32.301	31.086	20.408	19.489	1'43.284	315,0	11:13'11.119
7	32.128	30.732	20.520	19.481	1'42.861	313,2	11:14'53.980
8	34.112	31.993	21.314	27.032	1'54.451P	289,7	11:16'48.431
9	2'43.486	33.462	24.091	19.679	4'00.718P		11:20'49.149
10	34.691	33.322	21.315	19.753	1'49.081	313,2	11:22'38.230
11	32.020	30.477	20.285	19.445	1'42.227	315,9	11:24'20.457
12	31.871	30.725	20.551	19.579	1'42.726	311,4	11:26'03.183

19° 33 M. MELANDRI (1'42.873)							
Lap	Seg.1	Seg.2	Seg.3	Seg.4	Lap Time	km/h	Local Time
1		32.319	23.439	19.565			11:02'07.188
2	32.857	32.997	20.866	19.449	1'46.169	303,5	11:03'53.357
3	32.585	31.083	20.482	19.411	1'43.561	299,3	11:05'36.918
4	32.642	31.078	20.684	27.906	1'52.310P	296,9	11:07'29.228
5	6'23.598	32.516	21.074	19.645	7'36.833P		11:15'06.061
6	32.690	31.959	21.401	27.415	1'53.465P	301,8	11:16'59.526
7	3'08.599	32.153	21.392	19.361	4'21.505P		11:21'21.031
8	32.438	30.699	20.523	19.213	1'42.873	303,5	11:23'03.904
9	32.412	31.044	20.590	19.422	1'43.468	304,4	11:24'47.372
10	45.833	34.912	22.081	30.094	2'12.920P	294,5	11:27'00.292

14° 11 S. CORTESE (1'42.345)							
Lap	Seg.1	Seg.2	Seg.3	Seg.4	Lap Time	km/h	Local Time
1		35.661	21.120	19.650			11:02'03.660
2	32.801	30.763	20.495	19.062	1'43.121	287,4	11:03'46.781
3	33.102	31.202	20.706	19.274	1'44.284	290,5	11:05'31.065
4	32.586	30.720	20.410	19.132	1'42.848	285,9	11:07'13.913
5	38.026	31.776	20.912	27.459	1'58.173P	289,7	11:09'12.086
6	9'53.774	36.467	22.014	19.365	11'11.620P		11:20'23.706
7	32.524	30.488	20.340	18.993	1'42.345	287,4	11:22'06.051
8	32.412	30.683	20.273	19.148	1'42.516	296,9	11:23'48.567
9	41.087	33.670	21.887	20.223	1'56.867	298,5	11:25'45.434

20° 20 S. BARRIER (1'42.894)							
Lap	Seg.1	Seg.2	Seg.3	Seg.4	Lap Time	km/h	Local Time
1		31.683	20.965	19.487			11:01'47.942
2	32.631	31.087	20.538	19.466	1'43.722	289,7	11:03'31.664
3	32.700	31.074	20.886	19.618	1'44.278	298,5	11:05'15.942
4	33.046	31.803	20.802	19.587	1'45.238	295,3	11:07'01.180
5	33.013	31.087	20.736	19.665	1'44.501	301,8	11:08'45.681
6	33.056	31.211	22.264	29.563	1'56.094P	296,9	11:10'41.775
7	9'47.001	31.631	21.057	19.284	10'58.973P		11:21'40.748
8	32.358	30.611	20.731	19.194	1'42.894	298,5	11:23'23.642
9	32.616	31.004	21.023	19.524	1'44.167	299,3	11:25'07.809

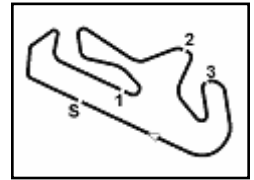
15° 12 X. FORES (1'42.421)							
Lap	Seg.1	Seg.2	Seg.3	Seg.4	Lap Time	km/h	Local Time
1		36.930	22.359	19.300			11:02'35.312
2	32.363	30.870	20.411	19.264	1'42.908	301,8	11:04'18.220
3	32.437	30.878	20.333	19.377	1'43.025	304,4	11:06'01.245
4	32.568	31.069	20.859	29.108	1'53.604P	302,7	11:07'54.849
5	4'59.496	33.359	20.562	19.627	6'13.044P		11:14'07.893
6	32.679	30.970	20.516	28.429	1'52.594P	301,8	11:16'00.487
7	4'39.338	38.649	23.354	19.686	6'01.027P		11:22'01.514
8	32.263	30.632	20.335	19.191	1'42.421	310,5	11:23'43.935
9	32.549	30.697	20.355	19.369	1'42.970	306,1	11:25'26.905

21° 13 T. TAKAHASHI (1'44.025)							
Lap	Seg.1	Seg.2	Seg.3	Seg.4	Lap Time	km/h	Local Time
1		33.528	21.666	19.793			11:02'11.539

08/08/2020 P = Pits In/Out - C = Lap Time Cancelled

These data/results cannot be reproduced, stored and/or transmitted in whole or in part by any manner of electronic, mechanical, photocopying, recording, broadcasting or otherwise now known or herein after developed without the previous express consent by the copyright owner, except for reproduction in daily press and regular printed publications on sale to the public within 60 days of the event related to those data/results and always provided that copyright symbol appears together as follows below.

© DORNA WSBK ORGANIZATION Srl 2020



Portimao 4.592 m

3 / 3

Motul Portuguese Round, 7 - 9 August 2020
Chronological Analysis Tissot Superpole

2	33.711	31.671	21.018	19.608	1'46.008	294,5	11:03'57.547
3	33.173	31.484	20.928	19.517	1'45.102	295,3	11:05'42.649
4	33.131	36.503	22.209	19.674	1'51.517	299,3	11:07'34.166
5	33.066	31.478	20.930	19.536	1'45.010	296,9	11:09'19.176
6	37.173	32.019	21.541	28.978	1'59.711P	300,2	11:11'18.887
7	3'45.498	36.351	21.596	19.612	5'03.057P		11:16'21.944
8	33.200	30.920	21.111	19.408	1'44.639	296,9	11:18'06.583
9	36.118	32.569	21.454	29.269	1'59.410P	298,5	11:20'05.993
10	2'43.920	32.185	21.380	19.514	3'56.999P		11:24'02.992
11	32.931	31.050	20.775	19.269	1'44.025	299,3	11:25'47.017

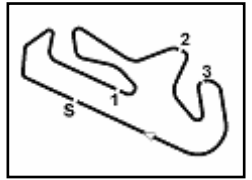
22° 23 C. PONSSON (1'44.027)							
Lap	Seg.1	Seg.2	Seg.3	Seg.4	Lap Time	km/h	Local Time
1		34.426	24.460	20.130			11:01'57.737
2	33.695	31.435	20.969	19.807	1'45.906	298,5	11:03'43.643
3	36.448	35.144	22.764	19.699	1'54.055	296,9	11:05'37.698
4	33.085	31.397	20.694	19.918	1'45.094	300,2	11:07'22.792
5	33.206	32.991	21.122	20.670	1'47.989	300,2	11:09'10.781
6	33.208	31.505	20.869	19.786	1'45.368	298,5	11:10'56.149
7	35.540			28.264	1'58.574P	285,9	11:12'54.723
8	6'28.648	35.693	22.860	20.252	7'47.453P		11:20'42.176
9	32.846	31.104	20.500	19.577	1'44.027	301,0	11:22'26.203
10	32.668	31.326	20.660	19.601	1'44.255	305,2	11:24'10.458
11	39.107	35.975	22.493	21.254	1'58.829	296,9	11:26'09.287

23° 63 L. GABELLINI (1'44.779)							
Lap	Seg.1	Seg.2	Seg.3	Seg.4	Lap Time	km/h	Local Time
1		32.283	21.675	19.624			11:02'07.085
2	34.094	32.241	20.998	19.572	1'46.905	266,9	11:03'53.990
3	33.329	31.657	20.924	19.658	1'45.568	282,9	11:05'39.558
4	33.160	35.406	25.595	20.981	1'55.142	286,7	11:07'34.700
5	33.370	31.645	20.964	19.677	1'45.656	282,2	11:09'20.356
6	33.849	32.318	22.030	29.237	1'57.434P	282,2	11:11'17.790
7	3'45.731	35.569	23.234	20.039	5'04.573P		11:16'22.363
8	33.180	31.133	20.950	19.516	1'44.779	281,5	11:18'07.142
9	33.137	31.949	22.223	29.223	1'56.532P	288,2	11:20'03.674
10	4'37.846	33.852	22.517	20.833	5'55.048P		11:25'58.722

08/08/2020 P = Pits In/Out - C = Lap Time Cancelled

These data/results cannot be reproduced, stored and/or transmitted in whole or in part by any manner of electronic, mechanical, photocopying, recording, broadcasting or otherwise now known or herein after developed without the previous express consent by the copyright owner, except for reproduction in daily press and regular printed publications on sale to the public within 60 days of the event related to those data/results and always provided that copyright symbol appears together as follows below.

© DORNA WSBK ORGANIZATION Srl 2020



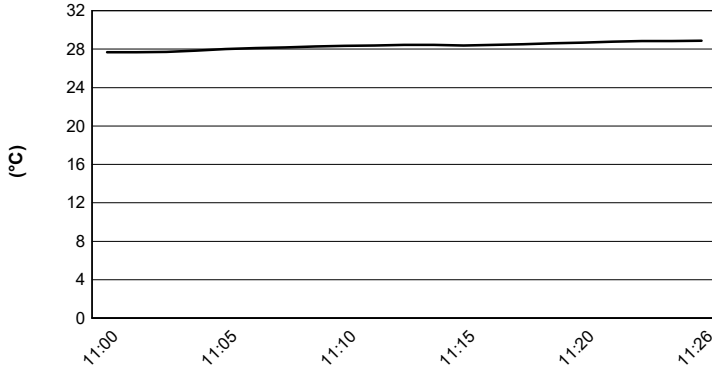
Portimao 4.592 m

Motul Portuguese Round, 7 - 9 August 2020

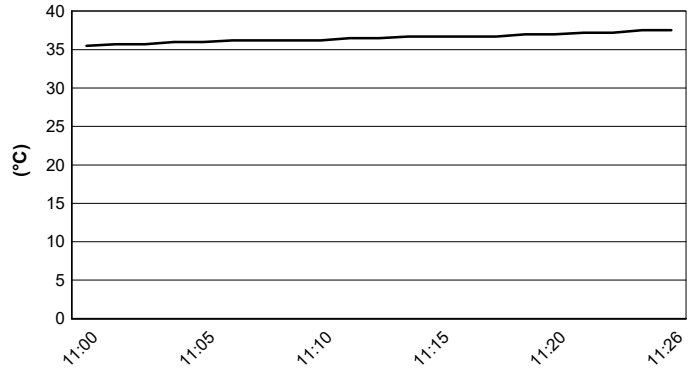
Weather Report Tissot Superpole

Session started 11:00 - Session ended 11:27


Air Temperature



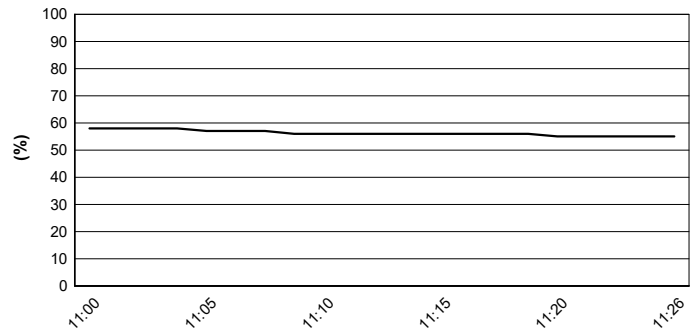
Track Temperature



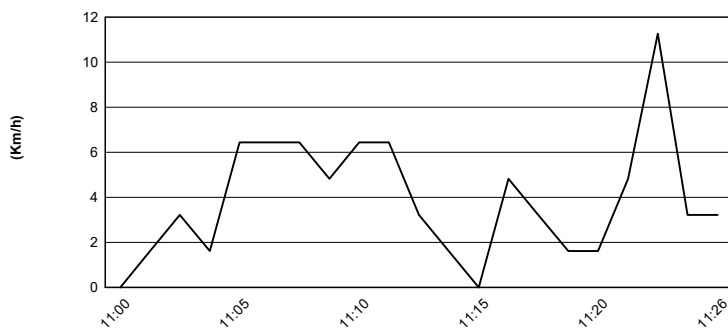
Air Pressure



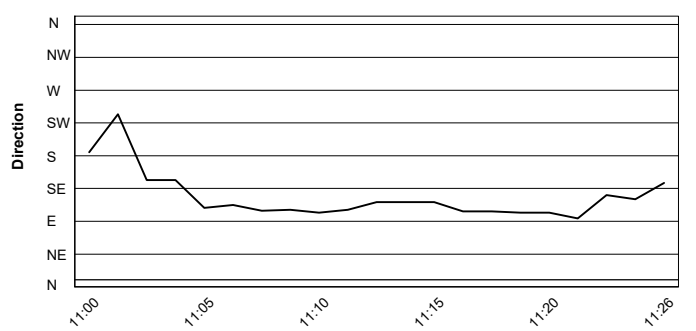
Humidity



Wind Speed



Wind Direction



08/08/2020

These data/results cannot be reproduced, stored and/or transmitted in whole or in part by any manner of electronic, mechanical, photocopying, recording, broadcasting or otherwise now known or herein after developed without the previous express consent by the copyright owner, except for reproduction in daily press and regular printed publications on sale to the public within 60 days of the event related to those data/results and always provided that copyright symbol appears together as follows below.

© DORNA WSBK ORGANIZATION Srl 2020



Portimao 4.592 m

Motul Portuguese Round, 7 - 9 August 2020

Tissot Superpole Ranking

	2017	2018	2019	2020
01 Phillip Island Grand Prix Circuit	Rea (Gbr) Kaw 1'29.573 (178,6 Km/h)	Sykes (Gbr) Kaw 1'30.099 (177,6 Km/h)	Rea (Gbr) Kaw 1'29.413 (179,0 Km/h)	Sykes (Gbr) Bmw 1'29.230 (179,3 Km/h)
02 Circuito de Jerez Ángel Nieto	Melandri (Ita) Duc 1'38.960 (160,9 Km/h)		Rea (Gbr) Kaw 1'38.247 (162,1 Km/h)	Redding (Gbr) Duc 1'38.736 (161,3 Km/h)
03 Autódromo Internacional do Algarve	Rea (Gbr) Kaw 1'41.430 (163,0 Km/h)	Lavery (Irl) Apr 1'40.705 (164,2 Km/h)	Rea (Gbr) Kaw 1'40.372 (164,7 Km/h)	Rea (Gbr) Kaw 1'40.676 (164,2 Km/h)
04 Motorland Aragón	Davies (Gbr) Duc 1'49.319 (167,2 Km/h)	Melandri (Ita) Duc 1'49.543 (166,8 Km/h)	Bautista (Esp) Duc 1'49.049 (167,6 Km/h)	
05 Motorland Aragón	Davies (Gbr) Duc 1'49.319 (167,2 Km/h)	Melandri (Ita) Duc 1'49.543 (166,8 Km/h)	Bautista (Esp) Duc 1'49.049 (167,6 Km/h)	
06 Circuit de Barcelona - Catalunya				
07 Circuit de Nevers Magny-Cours	Rea (Gbr) Kaw 1'56.555 (130,5 Km/h)	Sykes (Gbr) Kaw 1'35.696 (158,9 Km/h)	Rea (Gbr) Kaw 1'53.955 (133,5 Km/h)	
08 Circuit San Juan Villicum		Melandri (Ita) Duc 1'39.012 (155,5 Km/h)	Bautista (Esp) Duc 1'40.771 (152,8 Km/h)	
09 Misano World Circuit "Marco Simoncelli"	Sykes (Gbr) Kaw 1'33.662 (156,1 Km/h)	Sykes (Gbr) Kaw 1'33.640 (156,1 Km/h)	Rea (Gbr) Kaw 1'34.596 (154,5 Km/h)	

2020

- 1 S. Redding
- 1 **J. Rea**
- 1 T. Sykes

ALL TIMES

- | | | | |
|------------------|----------------|------------------|-------------------|
| 50 T. Sykes | 6 J. Kocinski | 2 A. Gobert | 1 T. Kipp |
| 43 T. Corser | 5 M. Biaggi | 2 M. Lucchinelli | 1 L. Lanzi |
| 26 T. Bayliss | 5 D. Giugliano | 2 B. Monti | 1 A. Lowes |
| 24 J. Rea | 4 A. Bautista | 2 Y. Nagai | 1 M. Mladin |
| 21 C. Fogarty | 4 S. Guintoli | 2 M. Neukirchner | 1 F. Nieto |
| 17 D. Polen | 4 M. Melandri | 2 D. Tardozzi | 1 S. Redding |
| 16 N. Hodgson | 4 F. Merkel | 2 A. Yanagawa | 1 J. Reynolds |
| 15 C. Edwards | 4 J. Toseland | 1 A. Badovini | 1 M. Tamada |
| 11 B. Spies | 3 L. Haslam | 1 R. Burnett | 1 M. van der Mark |
| 10 C. Checa | 3 Y. Kagayama | 1 D. Chandler | 1 A. Vieira |
| 10 P. Chili | 3 E. Lavery | 1 S. Crafar | 1 R. Xaus |
| 9 R. Roche | 3 S. Martin | 1 M. Doohan | |
| 8 G. Falappa | 3 S. Mertens | 1 M. Dowson | |
| 8 S. Russell | 3 R. Phillis | 1 M. Fabrizio | |
| 8 A. Slight | 3 J. Smrz | 1 P. Goddard | |
| 7 C. Davies | 3 C. Vermeulen | 1 T. Hill | |
| 7 N. Haga | 2 L. Baz | 1 S. Hislop | |
| 7 R. Laconi | 2 B. Bostrom | 1 J. Hopkins | |
| 6 C. Crutchlow | 2 M. Campbell | 1 I. Jaitovich | |

08/08/2020

These data/results cannot be reproduced, stored and/or transmitted in whole or in part by any manner of electronic, mechanical, photocopying, recording, broadcasting or otherwise now known or herein after developed without the previous express consent by the copyright owner, except for reproduction in daily press and regular printed publications on sale to the public within 60 days of the event related to those data/results and always provided that copyright symbol appears together as follows below.

© DORNA WSBK ORGANIZATION Srl 2020

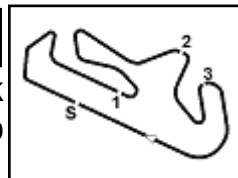
FICR PERUGIA TIMING



Official Tyre Supplier



Official Timekeeper



Portimao 4.592 m

Motul Portuguese Round, 7 - 9 August 2020

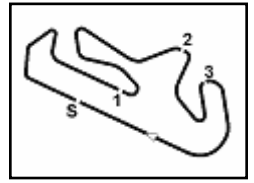
Tissot Superpole Award

	Points	Points From First	Points From Previous	March 1	August 2	August 9	August 30	September 6	September 20	October 4	October 11	November 8								
				PHILLIP ISLAND	JEREZ	PORTIMÃO	ARAGON 1	ARAGON 2	BARCELONA	MAGNY-COURS	VILLICUM	MISANO								
1 REA Jonathan (GBR)	52			7 12	9 12	12														
2 REDDING Scott (GBR)	39	13		9 7	12 9	2														
3 SYKES Tom (GBR)	33	19	6	12 4	7 4	6														
4 RAZGATLIOGLU Toprak (TUR)	29	23	4	6 9	5	9														
5 VAN DER MARK Michael (NED)	27	25	2	4 5	6 7	5														
6 BAZ Loris (FRA)	20	32	7	3 3	4 6	4														
7 LOWES Alex (GBR)	18	34	2	2 6	3	7														
8 HASLAM Leon (GBR)	9	43	9	5 2	1 1															
9 DAVIES Chaz (GBR)	8	44	1		3 5															
10 RINALDI Michael Ruben (ITA)	4	48	4	1		3														
11 BAUTISTA Alvaro (ESP)	2	50	2		2															
12 GERLOFF Garrett (USA)	2	50	0		2															
13 LAVERTY Eugene (IRL)	1	51	1			1														
14 CORTESE Sandro (GER)	1	51	0	1																

08/08/2020 Odd points columns: Tissot Superpole Even points columns: Tissot Superpole Race

These data/results cannot be reproduced, stored and/or transmitted in whole or in part by any manner of electronic, mechanical, photocopying, recording, broadcasting or otherwise now known or herein after developed without the previous express consent by the copyright owner, except for reproduction in daily press and regular printed publications on sale to the public within 60 days of the event related to those data/results and always provided that copyright symbol appears together as follows below.

© DORNA WSBK ORGANIZATION Srl 2020



Portimao 4.592 m

Motul Portuguese Round, 7 - 9 August 2020

Starting Grid - Race 1

20 Laps x 4,592 km = 91,840 km

Pos	Number	Name	Team	Time
1	1	REA J.	Kawasaki	1'40.676
2	54	RAZGATLIOGLU T.	Yamaha	1'40.954
3	22	LOWES A.	Kawasaki	1'41.074
4	66	SYKES T.	BMW	1'41.240
5	60	VAN DER MARK M.	Yamaha	1'41.335
6	76	BAZ L.	Yamaha	1'41.354
7	21	RINALDI M.	Ducati	1'41.424
8	45	REDDING S.	Ducati	1'41.436
9	50	LAVERTY E.	BMW	1'41.504
10	91	HASLAM L.	Honda	1'41.607
11	31	GERLOFF G.	Yamaha	1'41.807
12	19	BAUTISTA A.	Honda	1'42.123
13	7	DAVIES C.	Ducati	1'42.227
14	11	CORTESE S.	Kawasaki	1'42.345
15	12	FORES X.	Kawasaki	1'42.421
16	64	CARICASULO F.	Yamaha	1'42.491
17	77	SCHEIB M.	Kawasaki	1'42.654
18	36	MERCADO L.	Ducati	1'42.718
19	33	MELANDRI M.	Ducati	1'42.873
20	20	BARRIER S.	Ducati	1'42.894
21	13	TAKAHASHI T.	Honda	1'44.025
22	23	PONSSON C.	Aprilia	1'44.027
23	63	GABELLINI L.	Honda	1'44.779

08/08/2020 The Race Director

These data/results cannot be reproduced, stored and/or transmitted in whole or in part by any manner of electronic, mechanical, photocopying, recording, broadcasting or otherwise now known or herein after developed without the previous express consent by the copyright owner, except for reproduction in daily press and regular printed publications on sale to the public within 60 days of the event related to those data/results and always provided that copyright symbol appears together as follows below.

© DORNA WSBK ORGANIZATION Srl 2020

FIKX PERUGIA TIMING



Official Tyre Supplier



Official Timekeeper