

Portimao 4.592 m

1 / 2

## Motul Portuguese Round, 7 - 9 August 2020

### Results Warm Up

No.	Rider	Nat	Team	Bike	Class	Time	Gap	Rel.	Laps	Speed	
										Avg	Max
1	54 T. RAZGATLIOGLU	TUR	PATA YAMAHA WorldSBK Official Team	Yamaha YZF R1		<b>1'41.616</b>			7	162,683	<b>318,7</b>
2	1 J. REA	GBR	Kawasaki Racing Team WorldSBK	Kawasaki ZX-10RR		<b>1'41.651</b>	0.035	0.035	8	162,627	<b>310,5</b>
3	76 L. BAZ	FRA	Ten Kate Racing Yamaha	Yamaha YZF R1	IND	<b>1'41.906</b>	0.290	0.255	8	162,220	<b>310,5</b>
4	60 M. VAN DER MARK	NED	PATA YAMAHA WorldSBK Official Team	Yamaha YZF R1		<b>1'41.965</b>	0.349	0.059	7	162,126	<b>311,4</b>
5	21 M. RINALDI	ITA	Team GOELEVEN	Ducati Panigale V4 R	IND	<b>1'41.996</b>	0.380	0.031	7	162,077	<b>306,1</b>
6	7 C. DAVIES	GBR	ARUBA.IT Racing - Ducati	Ducati Panigale V4 R		<b>1'42.099</b>	0.483	0.103	8	161,913	<b>317,8</b>
7	45 S. REDDING	GBR	ARUBA.IT Racing - Ducati	Ducati Panigale V4 R		<b>1'42.171</b>	0.555	0.072	7	161,799	<b>314,1</b>
8	66 T. SYKES	GBR	BMW Motorrad WorldSBK Team	BMW S1000 RR		<b>1'42.359</b>	0.743	0.188	7	161,502	<b>303,5</b>
9	22 A. LOWES	GBR	Kawasaki Racing Team WorldSBK	Kawasaki ZX-10RR		<b>1'42.436</b>	0.820	0.077	8	161,381	<b>309,6</b>
10	50 E. LAVERTY	IRL	BMW Motorrad WorldSBK Team	BMW S1000 RR		<b>1'42.657</b>	1.041	0.221	8	161,033	<b>305,2</b>
11	91 L. HASLAM	GBR	Team HRC	Honda CBR1000RR-R		<b>1'42.877</b>	1.261	0.220	7	160,689	<b>304,4</b>
12	31 G. GERLOFF	USA	GRT Yamaha WorldSBK Junior Team	Yamaha YZF R1	IND	<b>1'42.926</b>	1.310	0.049	8	160,612	<b>306,1</b>
13	64 F. CARICASULO	ITA	GRT Yamaha WorldSBK Junior Team	Yamaha YZF R1	IND	<b>1'42.946</b>	1.330	0.020	8	160,581	<b>305,2</b>
14	19 A. BAUTISTA	ESP	Team HRC	Honda CBR1000RR-R		<b>1'43.238</b>	1.622	0.292	8	160,127	<b>306,1</b>
15	12 X. FORES	ESP	Kawasaki Puccetti Racing	Kawasaki ZX-10RR	IND	<b>1'43.302</b>	1.686	0.064	7	160,028	<b>305,2</b>
16	36 L. MERCADO	ARG	Motocorsa Racing	Ducati Panigale V4 R	IND	<b>1'43.391</b>	1.775	0.089	8	159,890	<b>307,0</b>
17	33 M. MELANDRI	ITA	Barni Racing Team	Ducati Panigale V4 R	IND	<b>1'43.412</b>	1.796	0.021	8	159,858	<b>308,7</b>
18	77 M. SCHEIB	CHI	ORELAC Racing VERDNATURA	Kawasaki ZX-10RR	IND	<b>1'43.423</b>	1.807	0.011	8	159,841	<b>306,1</b>
19	20 S. BARRIER	FRA	Brixx Performance	Ducati Panigale V4 R	IND	<b>1'44.174</b>	2.558	0.751	8	158,688	<b>297,7</b>
20	23 C. PONSSON	FRA	Nuova M2 Racing	Aprilia RSV4 1000	IND	<b>1'45.327</b>	3.711	1.153	8	156,951	<b>306,1</b>
21	63 L. GABELLINI	ITA	MIE Racing Althea HONDA Team	Honda CBR1000RR-R	IND	<b>1'45.596</b>	3.980	0.269	8	156,551	<b>295,3</b>
22	13 T. TAKAHASHI	JPN	MIE Racing Althea HONDA Team	Honda CBR1000RR-R	IND				1		

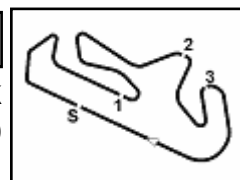
AIR	Humidity:	50%	Temp:	25°C
TRACK	Condition:	Dry	Temp:	29°C

Records	Pole	(SP)	2019 J.Rea	1'40.372	164,700	Km/h
	Race	(SPRC)	2019 J.Rea	1'41.272	163,240	Km/h
	All Times	(SP)	2019 J.Rea	1'40.372	164,700	Km/h

Start 09/08/2020 09:00 End 09:17 The results are provisional until the end of the time limit for protests and appeals and the completion of the technical checks.

These data/results cannot be reproduced, stored and/or transmitted in whole or in part by any manner of electronic, mechanical, photocopying, recording, broadcasting or otherwise now known or herein after developed without the previous express consent by the copyright owner, except for reproduction in daily press and regular printed publications on sale to the public within 60 days of the event related to those data/results and always provided that copyright symbol appears together as follows below.

© DORNA WSBK ORGANIZATION Srl 2020



## Motul Portuguese Round, 7 - 9 August 2020

### Results Warm Up

#### Session Highlights

Local Time	No. Rider	Description
09.00.00		Start
09.00.26		WorldSBK Pit Intervention Time: 59secs
09.17.05		End Of Session

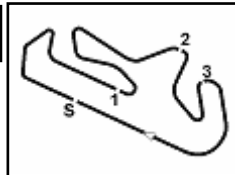
#### Fastest Laps Sequence

No.	Rider	Nat	Team	Bike	Local Time	Time	Gap	Avg
50	E. LAVERTY	IRL	BMW Motorrad WorldSBK Team	BMW S1000 RR	09:03'30.800	<b>1'42.671</b>		161,011
60	M. VAN DER MARK	NED	PATA YAMAHA WorldSBK Official Team	Yamaha YZF R1	09:03'30.994	<b>1'42.131</b>	-0.540	161,863
1	J. REA	GBR	Kawasaki Racing Team WorldSBK	Kawasaki ZX-10RR	09:04'27.891	<b>1'42.082</b>	-0.049	161,940
1	J. REA	GBR	Kawasaki Racing Team WorldSBK	Kawasaki ZX-10RR	09:06'09.837	<b>1'41.946</b>	-0.136	162,156
1	J. REA	GBR	Kawasaki Racing Team WorldSBK	Kawasaki ZX-10RR	09:07'51.488	<b>1'41.651</b>	-0.295	162,627
54	T. RAZGATLIOGLU	TUR	PATA YAMAHA WorldSBK Official Team	Yamaha YZF R1	09:11'02.472	<b>1'41.616</b>	-0.035	162,683

09/08/2020      Start      End      The results are provisional until the end of the time limit for protests and appeals  
09:00      09:17      and the completion of the technical checks.

These data/results cannot be reproduced, stored and/or transmitted in whole or in part by any manner of electronic, mechanical, photocopying, recording, broadcasting or otherwise now known or herein after developed without the previous express consent by the copyright owner, except for reproduction in daily press and regular printed publications on sale to the public within 60 days of the event related to those data/results and always provided that copyright symbol appears together as follows below.

© DORNA WSBK ORGANIZATION Srl 2020



Portimao 4.592 m

## Motul Portuguese Round, 7 - 9 August 2020 Best Sectors & Speed Warm Up

BEST LAP		
1	54 T. RAZGATLIOGLU	Yamaha YZF R1 1'41.616
2	1 J. REA	Kawasaki ZX-10RR 1'41.651
3	76 L. BAZ	Yamaha YZF R1 1'41.906
4	60 M. VAN DER MARK	Yamaha YZF R1 1'41.965
5	21 M. RINALDI	Ducati Panigale V4 R 1'41.996
6	7 C. DAVIES	Ducati Panigale V4 R 1'42.099
7	45 S. REDDING	Ducati Panigale V4 R 1'42.171
8	66 T. SYKES	BMW S1000 RR 1'42.359
9	22 A. LOWES	Kawasaki ZX-10RR 1'42.436
10	50 E. LAVERTY	BMW S1000 RR 1'42.657
11	91 L. HASLAM	Honda CBR1000RR-R 1'42.877
12	31 G. GERLOFF	Yamaha YZF R1 1'42.926
13	64 F. CARICASULO	Yamaha YZF R1 1'42.946
14	19 A. BAUTISTA	Honda CBR1000RR-R 1'43.238
15	12 X. FORES	Kawasaki ZX-10RR 1'43.302
16	36 L. MERCADO	Ducati Panigale V4 R 1'43.391
17	33 M. MELANDRI	Ducati Panigale V4 R 1'43.412
18	77 M. SCHEIB	Kawasaki ZX-10RR 1'43.423
19	20 S. BARRIER	Ducati Panigale V4 R 1'44.174
20	23 C. PONSSON	Aprilia RSV4 1000 1'45.327
21	63 L. GABELLINI	Honda CBR1000RR-R 1'45.596
22	13 T. TAKAHASHI	Honda CBR1000RR-R

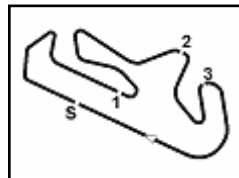
SPEED		
1	54 T. RAZGATLIOGLU	Yamaha YZF R1 318,7
2	7 C. DAVIES	Ducati Panigale V4 R 317,8
3	45 S. REDDING	Ducati Panigale V4 R 314,1
4	60 M. VAN DER MARK	Yamaha YZF R1 311,4
5	76 L. BAZ	Yamaha YZF R1 310,5
6	1 J. REA	Kawasaki ZX-10RR 310,5
7	22 A. LOWES	Kawasaki ZX-10RR 309,6
8	33 M. MELANDRI	Ducati Panigale V4 R 308,7
9	36 L. MERCADO	Ducati Panigale V4 R 307,0
10	23 C. PONSSON	Aprilia RSV4 1000 306,1
11	19 A. BAUTISTA	Honda CBR1000RR-R 306,1
12	21 M. RINALDI	Ducati Panigale V4 R 306,1
13	31 G. GERLOFF	Yamaha YZF R1 306,1
14	77 M. SCHEIB	Kawasaki ZX-10RR 306,1
15	50 E. LAVERTY	BMW S1000 RR 305,2
16	12 X. FORES	Kawasaki ZX-10RR 305,2
17	64 F. CARICASULO	Yamaha YZF R1 305,2
18	91 L. HASLAM	Honda CBR1000RR-R 304,4
19	66 T. SYKES	BMW S1000 RR 303,5
20	20 S. BARRIER	Ducati Panigale V4 R 297,7
21	63 L. GABELLINI	Honda CBR1000RR-R 295,3

SEG. 1		SEG. 2		SEG. 3		SEG. 4	
1	54 T. RAZGATLIOGLU 31.901	1	76 L. BAZ 30.368	1	60 M. VAN DER MARK 20.112	1	22 A. LOWES 18.901
2	1 J. REA 31.922	2	1 J. REA 30.396	2	54 T. RAZGATLIOGLU 20.120	2	1 J. REA 18.943
3	7 C. DAVIES 31.929	3	54 T. RAZGATLIOGLU 30.420	3	76 L. BAZ 20.226	3	19 A. BAUTISTA 18.960
4	22 A. LOWES 32.033	4	7 C. DAVIES 30.430	4	1 J. REA 20.236	4	60 M. VAN DER MARK 18.975
5	45 S. REDDING 32.068	5	22 A. LOWES 30.432	5	64 F. CARICASULO 20.242	5	21 M. RINALDI 19.034
6	60 M. VAN DER MARK 32.077	6	21 M. RINALDI 30.450	6	66 T. SYKES 20.248	6	54 T. RAZGATLIOGLU 19.035
7	21 M. RINALDI 32.147	7	31 G. GERLOFF 30.454	7	7 C. DAVIES 20.268	7	45 S. REDDING 19.061
8	76 L. BAZ 32.148	8	66 T. SYKES 30.461	8	21 M. RINALDI 20.289	8	91 L. HASLAM 19.131
9	66 T. SYKES 32.204	9	45 S. REDDING 30.471	9	45 S. REDDING 20.329	9	76 L. BAZ 19.147
10	91 L. HASLAM 32.266	10	60 M. VAN DER MARK 30.473	10	50 E. LAVERTY 20.332	10	50 E. LAVERTY 19.152
11	19 A. BAUTISTA 32.288	11	50 E. LAVERTY 30.502	11	31 G. GERLOFF 20.370	11	66 T. SYKES 19.170
12	50 E. LAVERTY 32.352	12	77 M. SCHEIB 30.611	12	12 X. FORES 20.416	12	31 G. GERLOFF 19.178
13	31 G. GERLOFF 32.384	13	91 L. HASLAM 30.737	13	22 A. LOWES 20.449	13	33 M. MELANDRI 19.201
14	33 M. MELANDRI 32.413	14	64 F. CARICASULO 30.773	14	91 L. HASLAM 20.491	14	64 F. CARICASULO 19.208
15	64 F. CARICASULO 32.433	15	33 M. MELANDRI 30.843	15	36 L. MERCADO 20.521	15	77 M. SCHEIB 19.251
16	12 X. FORES 32.433	16	36 L. MERCADO 30.861	16	77 M. SCHEIB 20.528	16	12 X. FORES 19.268
17	36 L. MERCADO 32.499	17	19 A. BAUTISTA 30.875	17	33 M. MELANDRI 20.556	17	20 S. BARRIER 19.279
18	77 M. SCHEIB 32.592	18	20 S. BARRIER 30.966	18	19 A. BAUTISTA 20.589	18	36 L. MERCADO 19.287
19	20 S. BARRIER 32.994	19	12 X. FORES 30.971	19	20 S. BARRIER 20.645	19	7 C. DAVIES 19.370
20	63 L. GABELLINI 33.092	20	23 C. PONSSON 31.441	20	23 C. PONSSON 20.818	20	63 L. GABELLINI 19.595
21	23 C. PONSSON 33.204	21	63 L. GABELLINI 31.495	21	63 L. GABELLINI 20.901	21	23 C. PONSSON 19.608
		22	13 T. TAKAHASHI 51.175	22	13 T. TAKAHASHI 26.472		

09/08/2020

These data/results cannot be reproduced, stored and/or transmitted in whole or in part by any manner of electronic, mechanical, photocopying, recording, broadcasting or otherwise now known or herein after developed without the previous express consent by the copyright owner, except for reproduction in daily press and regular printed publications on sale to the public within 60 days of the event related to those data/results and always provided that copyright symbol appears together as follows below.

© DORNA WSBK ORGANIZATION Srl 2020



Portimao 4.592 m

## Motul Portuguese Round, 7 - 9 August 2020

### Ideal Times Warm Up

No.	Rider	Nat	Bike	Seg. 1	Seg. 2	Seg. 3	Seg. 4	Ideal Time				
				Diff. 1	Diff. 2	Diff. 3	Diff. 4	Best Lap	Pos.	Diff.		
1	<b>54 T. RAZGATLIOGLU</b>	TUR	Yamaha YZF R1	31.901 +0.088	30.420 +0.010	20.120	19.035 +0.042	<b>1'41.476</b> 1'41.616	1	0.140		
2	<b>1 J. REA</b>	GBR	Kawasaki ZX-10RR	31.922 +0.083	30.396	20.236 +0.068	18.943 +0.003	<b>1'41.497</b> 1'41.651	2	0.154		
3	<b>60 M. VAN DER MARK</b>	NED	Yamaha YZF R1	32.077 +0.051	30.473 +0.104	<b>20.112</b> +0.104	18.975 +0.069	<b>1'41.637</b> 1'41.965	4	0.328		
4	<b>22 A. LOWES</b>	GBR	Kawasaki ZX-10RR	32.033 +0.512	30.432	20.449	18.901 +0.109	<b>1'41.815</b> 1'42.436	9	0.621		
5	<b>76 L. BAZ</b>	FRA	Yamaha YZF R1	32.148 +0.017	<b>30.368</b>	20.226	19.147	<b>1'41.889</b> 1'41.906	3	0.017		
6	<b>21 M. RINALDI</b>	ITA	Ducati Panigale V4 R	32.147	30.450	20.289 +0.076	19.034	<b>1'41.920</b> 1'41.996	5	0.076		
7	<b>45 S. REDDING</b>	GBR	Ducati Panigale V4 R	32.068 +0.032	30.471 +0.032	20.329 +0.097	19.061 +0.081	<b>1'41.929</b> 1'42.171	7	0.242		
8	<b>7 C. DAVIES</b>	GBR	Ducati Panigale V4 R	31.929	30.430 +0.043	20.268	19.370 +0.059	<b>1'41.997</b> 1'42.099	6	0.102		
9	<b>66 T. SYKES</b>	GBR	BMW S1000 RR	32.204 +0.059	30.461 +0.102	20.248	19.170 +0.115	<b>1'42.083</b> 1'42.359	8	0.276		
10	<b>50 E. LAVERTY</b>	IRL	BMW S1000 RR	32.352 +0.081	30.502 +0.109	20.332 +0.067	19.152 +0.062	<b>1'42.338</b> 1'42.657	10	0.319		
11	<b>31 G. GERLOFF</b>	USA	Yamaha YZF R1	32.384 +0.177	30.454	20.370 +0.235	19.178 +0.128	<b>1'42.386</b> 1'42.926	12	0.540		
12	<b>91 L. HASLAM</b>	GBR	Honda CBR1000RR-R	32.266 +0.252	30.737	20.491	19.131	<b>1'42.625</b> 1'42.877	11	0.252		
13	<b>64 F. CARICASULO</b>	ITA	Yamaha YZF R1	32.433	30.773 +0.080	20.242 +0.139	19.208 +0.071	<b>1'42.656</b> 1'42.946	13	0.290		
14	<b>19 A. BAUTISTA</b>	ESP	Honda CBR1000RR-R	32.288 +0.255	30.875	20.589 +0.124	18.960 +0.147	<b>1'42.712</b> 1'43.238	14	0.526		
15	<b>77 M. SCHEIB</b>	CHI	Kawasaki ZX-10RR	32.592 +0.093	30.611	20.528 +0.262	19.251 +0.086	<b>1'42.982</b> 1'43.423	18	0.441		
16	<b>33 M. MELANDRI</b>	ITA	Ducati Panigale V4 R	32.413 +0.126	30.843 +0.076	20.556 +0.019	19.201 +0.178	<b>1'43.013</b> 1'43.412	17	0.399		
17	<b>12 X. FORES</b>	ESP	Kawasaki ZX-10RR	32.433 +0.214	30.971	20.416	19.268	<b>1'43.088</b> 1'43.302	15	0.214		
18	<b>36 L. MERCADO</b>	ARG	Ducati Panigale V4 R	32.499 +0.073	30.861	20.521 +0.104	19.287 +0.046	<b>1'43.168</b> 1'43.391	16	0.223		
19	<b>20 S. BARRIER</b>	FRA	Ducati Panigale V4 R	32.994	30.966	20.645 +0.184	19.279 +0.106	<b>1'43.884</b> 1'44.174	19	0.290		
20	<b>23 C. PONSSON</b>	FRA	Aprilia RSV4 1000	33.204 +0.006	31.441 +0.135	20.818	19.608 +0.115	<b>1'45.071</b> 1'45.327	20	0.256		
21	<b>63 L. GABELLINI</b>	ITA	Honda CBR1000RR-R	33.092 +0.325	31.495 +0.168	20.901	19.595 +0.020	<b>1'45.083</b> 1'45.596	21	0.513		
	<b>13 T. TAKAHASHI</b>	JPN	Honda CBR1000RR-R	One or more sectors missing								
<b>Overall Ideal Time</b>				31.901	30.368	20.112	18.901	<b>1'41.282</b>				

09/08/2020

These data/results cannot be reproduced, stored and/or transmitted in whole or in part by any manner of electronic, mechanical, photocopying, recording, broadcasting or otherwise now known or herein after developed without the previous express consent by the copyright owner, except for reproduction in daily press and regular printed publications on sale to the public within 60 days of the event related to those data/results and always provided that copyright symbol appears together as follows below.

© DORNA WSBK ORGANIZATION Srl 2020

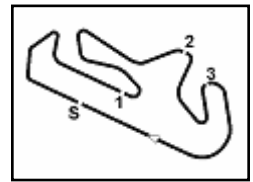
FICR PERUGIA TIMING



Official Tyre Supplier



Official Timekeeper



## Motul Portuguese Round, 7 - 9 August 2020 Chronological Analysis Warm Up

Portimao 4.592 m

**1 / 3**

1° 54 T. RAZGATLIOGLU (1'41.616)							
Lap	Seg.1	Seg.2	Seg.3	Seg.4	Lap Time	km/h	Local Time
1		31.551	20.912	19.536			9:02'06.691
2	32.626	30.861	20.572	<b>19.035</b>	1'43.094	295,3	9:03'49.785
3	32.066	30.583	20.478	26.485	1'49.612P	<b>318,7</b>	9:05'39.397
4	2'30.325	31.183	20.735	19.216	3'41.459P		9:09'20.856
5	31.989	30.430	<b>20.120</b>	19.077	<b>1'41.616</b>	306,1	9:11'02.472
6	<b>31.901</b>	<b>30.420</b>	20.211	19.117	1'41.649	309,6	9:12'44.121
7	32.190	30.563	20.231	19.144	1'42.128	307,0	9:14'26.249
8	36.062	33.075	20.475	19.136	1'48.748	310,5	9:16'14.997

4	32.018	30.478	20.504	19.391	1'42.391	311,4	9:07'45.269
5	31.959	30.603	20.480	19.391	1'42.433	313,2	9:09'27.702
6	39.941	31.722	21.634	20.479	1'53.776	314,1	9:11'21.478
7	32.055	31.023	20.576	19.436	1'43.090	312,3	9:13'04.568
8	31.992	30.796	20.418	19.496	1'42.702	<b>317,8</b>	9:14'47.270
9	31.990	30.881	20.433	19.558	1'42.862	314,1	9:16'30.132

2° 1 J. REA (1'41.651)							
Lap	Seg.1	Seg.2	Seg.3	Seg.4	Lap Time	km/h	Local Time
1		32.020	21.530	21.062			9:02'45.809
2	32.287	30.529	20.323	<b>18.943</b>	1'42.082	301,8	9:04'27.891
3	<b>31.922</b>	30.663	20.338	19.023	1'41.946	307,0	9:06'09.837
4	32.005	<b>30.396</b>	20.304	18.946	<b>1'41.651</b>	304,4	9:07'51.488
5	32.187	30.427	<b>20.236</b>	19.047	1'41.897	303,5	9:09'33.385
6	32.117	30.569	20.377	19.139	1'42.202	308,7	9:11'15.587
7	32.180	30.507	20.473	19.067	1'42.227	309,6	9:12'57.814
8	32.108	30.495	20.345	19.063	1'42.011	<b>310,5</b>	9:14'39.825
9	32.166	30.707	20.395	19.051	1'42.319	309,6	9:16'22.144

7° 45 S. REDDING (1'42.171)							
Lap	Seg.1	Seg.2	Seg.3	Seg.4	Lap Time	km/h	Local Time
1		31.988	20.907	19.227			9:02'12.934
2	32.547	30.654	20.376	19.157	1'42.734	295,3	9:03'55.668
3	32.317	30.688	<b>20.329</b>	<b>19.061</b>	1'42.395	312,3	9:05'38.063
4	32.358	<b>30.471</b>	20.353	19.108	1'42.290	300,2	9:07'20.353
5	32.336	30.693	20.625	27.119	1'50.773P	304,4	9:09'11.126
6	1'38.420	31.314	20.596	19.145	2'49.475P		9:12'00.601
7	<b>32.068</b>	30.606	20.415	19.104	1'42.193	309,6	9:13'42.794
8	32.100	30.503	20.426	19.142	<b>1'42.171</b>	<b>314,1</b>	9:15'24.965

3° 76 L. BAZ (1'41.906)							
Lap	Seg.1	Seg.2	Seg.3	Seg.4	Lap Time	km/h	Local Time
1		31.651	20.819	19.566			9:02'06.372
2	32.588	30.974	20.324	19.342	1'43.228	306,1	9:03'49.600
3	32.539	30.543	20.479	19.241	1'42.802	308,7	9:05'32.402
4	32.265	30.599	20.255	19.349	1'42.468	309,6	9:07'14.870
5	<b>32.148</b>	30.932	20.412	19.179	1'42.671	309,6	9:08'57.541
6	32.165	<b>30.368</b>	<b>20.226</b>	<b>19.147</b>	<b>1'41.906</b>	<b>310,5</b>	9:10'39.447
7	32.583	31.177	20.436	19.449	1'43.645	289,0	9:12'23.092
8	32.217	30.615	20.307	19.279	1'42.418	307,8	9:14'05.510
9	32.168	30.615	20.368	19.286	1'42.437	308,7	9:15'47.947

8° 66 T. SYKES (1'42.359)							
Lap	Seg.1	Seg.2	Seg.3	Seg.4	Lap Time	km/h	Local Time
1		32.992	22.668	19.596			9:03'16.095
2	32.610	30.761	20.555	19.338	1'43.264	302,7	9:04'59.359
3	32.338	30.530	20.367	<b>19.170</b>	1'42.405	<b>303,5</b>	9:06'41.764
4	32.345	<b>30.461</b>	20.297	19.286	1'42.389	<b>303,5</b>	9:08'24.153
5	32.263	30.563	<b>20.248</b>	19.285	<b>1'42.359</b>	<b>303,5</b>	9:10'06.512
6	<b>32.204</b>	30.523	20.376	19.437	1'42.540	301,8	9:11'49.052
7	32.341	30.568	20.450	19.283	1'42.642	302,7	9:13'31.694
8	32.388	30.609	20.384	19.309	1'42.690	302,7	9:15'14.384

4° 60 M. VAN DER MARK (1'41.965)							
Lap	Seg.1	Seg.2	Seg.3	Seg.4	Lap Time	km/h	Local Time
1		32.009	21.172	19.075			9:01'48.863
2	32.490	30.554	<b>20.112</b>	<b>18.975</b>	1'42.131	303,5	9:03'30.994
3	32.625	30.518	20.305	19.078	1'42.526	299,3	9:05'13.520
4	<b>32.077</b>	30.622	20.210	27.438	1'50.347P	<b>311,4</b>	9:07'03.867
5	1'47.589	30.748	20.231	19.105	2'57.673P		9:10'01.540
6	32.240	30.595	20.258	19.020	1'42.113	306,1	9:11'43.653
7	32.222	<b>30.473</b>	20.290	19.052	1'42.037	308,7	9:13'25.690
8	32.128	30.577	20.216	19.044	<b>1'41.965</b>	308,7	9:15'07.655

9° 22 A. LOWES (1'42.436)							
Lap	Seg.1	Seg.2	Seg.3	Seg.4	Lap Time	km/h	Local Time
1		31.514	20.886	19.353			9:02'09.375
2	32.545	<b>30.432</b>	<b>20.449</b>	19.010	<b>1'42.436</b>	292,9	9:03'51.811
3	32.241	30.626	20.783	<b>18.901</b>	1'42.551	293,7	9:05'34.362
4	32.275	30.767	20.620	18.976	1'42.638	<b>309,6</b>	9:07'17.000
5	<b>32.033</b>	35.543	20.516	20.061	1'48.153	307,8	9:09'05.153
6	32.506	30.609	20.511	19.037	1'42.663	290,5	9:10'47.816
7	32.821	30.880	20.853	19.197	1'43.751	306,1	9:12'31.567
8	32.308	30.801	20.596	19.184	1'42.889	306,1	9:14'14.456
9	32.362	30.957	20.712	19.183	1'43.214	307,8	9:15'57.670

5° 21 M. RINALDI (1'41.996)							
Lap	Seg.1	Seg.2	Seg.3	Seg.4	Lap Time	km/h	Local Time
1		33.195	28.993	22.217			9:02'43.598
2	32.545	30.669	20.466	19.114	1'42.794	300,2	9:04'26.392
3	32.237	30.554	<b>20.289</b>	19.053	1'42.133	300,2	9:06'08.525
4	32.219	30.480	20.371	19.035	1'42.105	301,8	9:07'50.630
5	<b>32.147</b>	<b>30.450</b>	20.365	<b>19.034</b>	<b>1'41.996</b>	300,2	9:09'32.626
6	34.848	31.501	21.647	28.214	1'56.210P	215,9	9:11'28.836
7	56.132	31.523	21.073	19.362	2'08.090P		9:13'36.926
8	32.174	30.607	20.575	19.164	1'42.520	<b>306,1</b>	9:15'19.446

10° 50 E. LAVERTY (1'42.657)							
Lap	Seg.1	Seg.2	Seg.3	Seg.4	Lap Time	km/h	Local Time
1		31.781	20.711	19.214			9:01'48.129
2	32.685	<b>30.502</b>	<b>20.332</b>	<b>19.152</b>	1'42.671	282,2	9:03'30.800
3	32.433	30.611	20.399	19.214	<b>1'42.657</b>	<b>305,2</b>	9:05'13.457
4	32.576	30.610	20.449	19.195	1'42.830	<b>305,2</b>	9:06'56.287
5	32.415	30.804	20.402	19.266	1'42.887	303,5	9:08'39.174
6	32.386	30.754	20.450	19.281	1'42.871	<b>305,2</b>	9:10'22.045
7	35.619	33.324	21.164	19.348	1'49.455	301,8	9:12'11.500
8	32.428	30.721	20.356	19.391	1'42.896	304,4	9:13'54.396
9	<b>32.352</b>	30.639	20.484	19.208	1'42.683	<b>305,2</b>	9:15'37.079

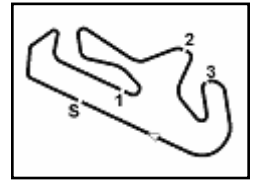
6° 7 C. DAVIES (1'42.099)							
Lap	Seg.1	Seg.2	Seg.3	Seg.4	Lap Time	km/h	Local Time
1		31.618	22.163	19.537			9:02'38.184
2	32.361	<b>30.430</b>	20.434	<b>19.370</b>	1'42.595	311,4	9:04'20.779
3	<b>31.929</b>	30.473	<b>20.268</b>	19.429	<b>1'42.099</b>	315,0	9:06'02.878

11° 91 L. HASLAM (1'42.877)							
Lap	Seg.1	Seg.2	Seg.3	Seg.4	Lap Time	km/h	Local Time
1		32.447	21.113	19.513			9:01'51.644
2	33.027	30.801	25.520	22.051	1'51.399	288,2	9:03'43.043
3	32.661	31.112	20.546	19.180	1'43.499	293,7	9:05'26.542
4	32.703	31.641	21.610	28.654	1'54.608P	289,0	9:07'21.150
5	2'56.533	31.218	24.286	19.584	4'11.621P		9:11'32.771
6	32.518	<b>30.737</b>	<b>20.491</b>	<b>19.131</b>	<b>1'42.877</b>	298,5	9:13'15.648
7	<b>32.266</b>	30.930	20.537	19.232	1'42.965	<b>304,4</b>	9:14'58.613

09/08/2020 P = Pits In/Out - C = Lap Time Cancelled

These data/results cannot be reproduced, stored and/or transmitted in whole or in part by any manner of electronic, mechanical, photocopying, recording, broadcasting or otherwise now known or herein after developed without the previous express consent by the copyright owner, except for reproduction in daily press and regular printed publications on sale to the public within 60 days of the event related to those data/results and always provided that copyright symbol appears together as follows below.

© DORNA WSBK ORGANIZATION Srl 2020



Portimao 4.592 m

**2 / 3**

8 32.420 30.891 20.520 19.197 1'43.028 301,8 9:16'41.641

12° 31 G. GERLOFF (1'42.926)							
Lap	Seg.1	Seg.2	Seg.3	Seg.4	Lap Time	km/h	Local Time
1		32.499	25.892	21.700			9:02'07.064
2	33.084	30.628	20.865	19.321	1'43.898	282,2	9:03'50.962
3	32.779	30.804	20.460	<b>19.178</b>	1'43.221	285,9	9:05'34.183
4	32.940	30.545	20.608	19.270	1'43.363	301,8	9:07'17.546
5	32.495	30.952	20.557	19.254	1'43.258	305,2	9:09'00.804
6	32.681	30.782	20.738	19.213	1'43.414	301,8	9:10'44.218
7	32.801	30.729	<b>20.370</b>	19.347	1'43.247	296,1	9:12'27.465
8	32.561	<b>30.454</b>	20.605	19.306	<b>1'42.926</b>	301,8	9:14'10.391
9	<b>32.384</b>	30.668	20.762	19.533	1'43.347	<b>306,1</b>	9:15'53.738

13° 64 F. CARICASULO (1'42.946)							
Lap	Seg.1	Seg.2	Seg.3	Seg.4	Lap Time	km/h	Local Time
1		32.897	20.941	19.284			9:01'52.468
2	33.563	30.975	20.876	19.418	1'44.832	275,0	9:03'37.300
3	32.650	30.956	<b>20.242</b>	<b>19.208</b>	1'43.056	298,5	9:05'20.356
4	<b>32.433</b>	30.853	20.381	19.279	<b>1'42.946</b>	296,9	9:07'03.302
5	32.619	30.867	20.345	19.240	1'43.071	298,5	9:08'46.373
6	32.601	30.891	20.510	19.397	1'43.399	301,0	9:10'29.772
7	32.639	<b>30.773</b>	20.298	19.318	1'43.028	303,5	9:12'12.800
8	32.445	30.871	20.377	19.312	1'43.005	303,5	9:13'55.805
9	32.541	30.924	20.489	19.400	1'43.354	<b>305,2</b>	9:15'39.159

14° 19 A. BAUTISTA (1'43.238)							
Lap	Seg.1	Seg.2	Seg.3	Seg.4	Lap Time	km/h	Local Time
1		32.003	21.079	19.192			9:02'05.595
2	32.824	31.333	21.387	<b>18.960</b>	1'44.504	293,7	9:03'50.099
3	32.543	<b>30.875</b>	20.713	19.107	<b>1'43.238</b>	289,7	9:05'33.337
4	32.497	31.337	<b>20.589</b>	19.139	1'43.562	302,7	9:07'16.899
5	32.767	31.158	20.591	19.217	1'43.733	297,7	9:09'00.632
6	<b>32.288</b>	31.201	20.612	19.449	1'43.550	<b>306,1</b>	9:10'44.182
7	40.061	42.621	21.413	19.336	2'03.431	303,5	9:12'47.613
8	32.642	31.331	20.633	19.231	1'43.837	299,3	9:14'31.450
9	32.520	30.993	20.680	19.301	1'43.494	304,4	9:16'14.944

15° 12 X. FORES (1'43.302)							
Lap	Seg.1	Seg.2	Seg.3	Seg.4	Lap Time	km/h	Local Time
1		31.468	20.533	19.422			9:02'16.782
2	32.647	<b>30.971</b>	<b>20.416</b>	<b>19.268</b>	<b>1'43.302</b>	301,8	9:04'00.084
3	33.717	33.322	20.430	19.377	1'46.846	301,8	9:05'46.930
4	32.514	31.051	20.449	19.489	1'43.503	301,0	9:07'30.433
5	<b>32.433</b>	37.691	21.344	19.358	1'50.826	<b>305,2</b>	9:09'21.259
6	32.536	31.039	20.435	28.292	1'52.302P	<b>305,2</b>	9:11'13.561
7	1'20.409	32.482	20.672	19.593	2'33.156P		9:13'46.717
8	32.568	31.072	20.493	19.560	1'43.693	301,8	9:15'30.410

16° 36 L. MERCADO (1'43.391)							
Lap	Seg.1	Seg.2	Seg.3	Seg.4	Lap Time	km/h	Local Time
1		32.665	28.596	19.530			9:02'07.341
2	32.951	30.983	20.749	<b>19.287</b>	1'43.970	282,2	9:03'51.311
3	32.713	30.972	20.942	19.341	1'43.968	287,4	9:05'35.279
4	36.321	31.274	20.575	19.361	1'47.531	296,9	9:07'22.810
5	32.572	<b>30.861</b>	20.625	19.333	<b>1'43.391</b>	304,4	9:09'06.201
6	32.550	30.963	20.722	19.450	1'43.685	298,5	9:10'49.886
7	<b>32.499</b>	31.059	20.623	19.472	1'43.653	303,5	9:12'33.539
8	41.117	34.232	20.650	19.470	1'55.469	<b>307,0</b>	9:14'29.008
9	32.604	30.934	<b>20.521</b>	19.364	1'43.423	303,5	9:16'12.431

17° 33 M. MELANDRI (1'43.412)							
Lap	Seg.1	Seg.2	Seg.3	Seg.4	Lap Time	km/h	Local Time
1		32.758	21.800	19.660			9:02'06.596
2	33.010	31.102	20.831	19.275	1'44.218	280,0	9:03'50.814
3	32.722	<b>30.843</b>	21.838	<b>19.201</b>	1'44.604	294,5	9:05'35.418
4	34.633	31.670	20.589	19.403	1'46.295	296,1	9:07'21.713
5	32.425	31.054	20.676	19.398	1'43.553	301,0	9:09'05.266
6	36.544	32.805	21.259	19.577	1'50.185	<b>308,7</b>	9:10'55.451
7	32.539	30.919	20.575	19.379	<b>1'43.412</b>	306,1	9:12'38.863
8	35.516	33.704	<b>20.556</b>	19.525	1'49.301	289,0	9:14'28.164
9	<b>32.413</b>	30.998	20.675	19.424	1'43.510	302,7	9:16'11.674

18° 77 M. SCHEIB (1'43.423)							
Lap	Seg.1	Seg.2	Seg.3	Seg.4	Lap Time	km/h	Local Time
1		31.899	21.006	<b>19.251</b>			9:01'52.692
2	33.503	31.106	21.163	25.326	1'51.098	277,1	9:03'43.790
3	32.685	<b>30.611</b>	20.790	19.337	<b>1'43.423</b>	300,2	9:05'27.213
4	<b>32.592</b>	31.278	20.564	19.317	1'43.751	304,4	9:07'10.964
5	32.593	30.955	20.562	19.347	1'43.457	<b>306,1</b>	9:08'54.421
6	32.798	31.125	<b>20.528</b>	19.538	1'43.989	301,0	9:10'38.410
7	32.697	35.085	20.763	19.613	1'48.158	299,3	9:12'26.568
8	32.642	30.971	20.795	19.518	1'43.926	304,4	9:14'10.494
9	39.017	32.160	21.306	20.272	1'52.755	301,8	9:16'03.249

19° 20 S. BARRIER (1'44.174)							
Lap	Seg.1	Seg.2	Seg.3	Seg.4	Lap Time	km/h	Local Time
1		32.330	20.960	19.387			9:01'52.373
2	33.326	31.011	21.056	19.449	1'44.842	289,7	9:03'37.215
3	33.241	31.149	<b>20.645</b>	<b>19.279</b>	1'44.314	296,9	9:05'21.529
4	<b>32.994</b>	<b>30.966</b>	20.829	19.385	<b>1'44.174</b>	291,3	9:07'05.703
5	33.048	31.246	20.863	19.549	1'44.706	<b>297,7</b>	9:08'50.409
6	33.038	32.409	22.099	21.260	1'48.806	<b>297,7</b>	9:10'39.215
7	33.204	31.186	20.833	19.421	1'44.644	287,4	9:12'23.859
8	33.084	31.270	20.799	19.511	1'44.664	289,7	9:14'08.523
9	33.164	31.469	20.904	19.554	1'45.091	296,9	9:15'53.614

20° 23 C. PONSSON (1'45.327)							
Lap	Seg.1	Seg.2	Seg.3	Seg.4	Lap Time	km/h	Local Time
1		32.960	21.962	<b>19.608</b>			9:01'53.504
2	33.434	32.024	20.998	19.698	1'46.154	294,5	9:03'39.658
3	33.400	31.741	20.943	19.727	1'45.811	292,9	9:05'25.469
4	33.293	31.565	20.929	19.664	1'45.451	292,9	9:07'10.920
5	33.935	37.087	22.044	23.500	1'56.566	293,7	9:09'07.486
6	<b>33.204</b>	<b>31.441</b>	21.067	19.958	1'45.670	302,7	9:10'53.156
7	33.210	31.576	<b>20.818</b>	19.723	<b>1'45.327</b>	301,8	9:12'38.483
8	43.732	32.774	<b>22.110</b>	20.020	1'58.636	<b>306,1</b>	9:14'37.119
9	33.293	33.566	23.178	28.120	1'58.157P	304,4	9:16'35.276

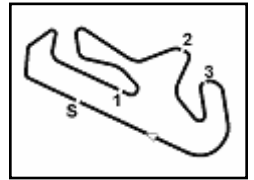
21° 63 L. GABELLINI (1'45.596)							
Lap	Seg.1	Seg.2	Seg.3	Seg.4	Lap Time	km/h	Local Time
1		33.001	21.864	19.605			9:01'55.358
2	33.598	31.925	21.056	19.643	1'46.222	280,7	9:03'41.580
3	33.415	31.622	21.424	19.626	1'46.087	287,4	9:05'27.667
4	33.417	31.663	<b>20.901</b>	19.615	<b>1'45.596</b>	282,2	9:07'13.263
5	33.332	31.942	20.944	19.668	1'45.886	282,9	9:08'59.149
6	33.302	<b>31.495</b>	21.670	<b>19.595</b>	1'46.062	<b>295,3</b>	9:10'45.211
7	<b>33.092</b>	32.146	23.926	19.646	1'48.810	284,4	9:12'34.021
8	33.316	42.072	21.105	19.680	1'56.173	285,9	9:14'30.194
9	45.471	40.310	25.324	32.088	2'23.193P	288,2	9:16'53.387

22° 13 T. TAKAHASHI							
Lap	Seg.1	Seg.2	Seg.3	Seg.4	Lap Time	km/h	Local Time
1							
2							
3							
4							
5							
6							
7							
8							
9							

09/08/2020 P = Pits In/Out - C = Lap Time Cancelled

These data/results cannot be reproduced, stored and/or transmitted in whole or in part by any manner of electronic, mechanical, photocopying, recording, broadcasting or otherwise now known or herein after developed without the previous express consent by the copyright owner, except for reproduction in daily press and regular printed publications on sale to the public within 60 days of the event related to those data/results and always provided that copyright symbol appears together as follows below.

© DORNA WSBK ORGANIZATION Srl 2020



Portimao 4.592 m

## Motul Portuguese Round, 7 - 9 August 2020 Chronological Analysis Warm Up

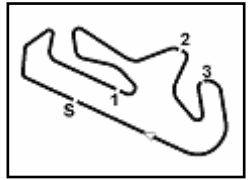
1		51.175	26.472	34.587		9:03'09.871
2	7'55.713			37.642	10'01.073P	9:13'10.944

09/08/2020 P = Pits In/Out - C = Lap Time Cancelled

These data/results cannot be reproduced, stored and/or transmitted in whole or in part by any manner of electronic, mechanical, photocopying, recording, broadcasting or otherwise now known or herein after developed without the previous express consent by the copyright owner, except for reproduction in daily press and regular printed publications on sale to the public within 60 days of the event related to those data/results and always provided that copyright symbol appears together as follows below.

© DORNA WSBK ORGANIZATION Srl 2020





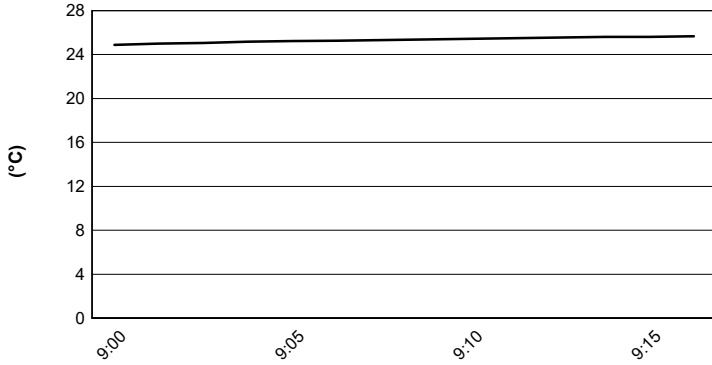
Portimao 4.592 m

## Motul Portuguese Round, 7 - 9 August 2020

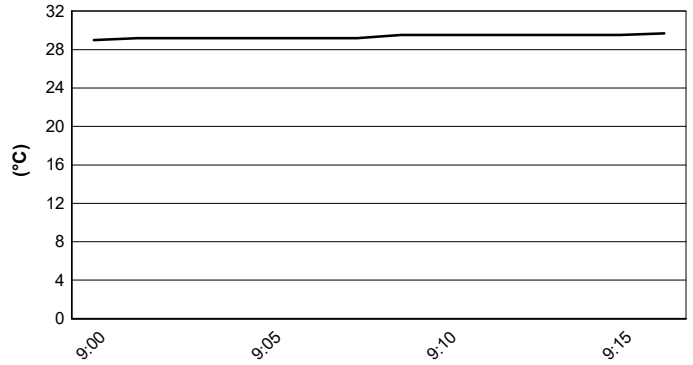
### Weather Report Warm Up

Session started 09:00 - Session ended 9:17

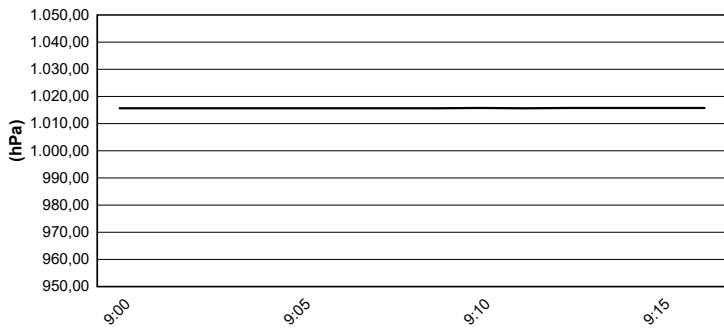
#### Air Temperature



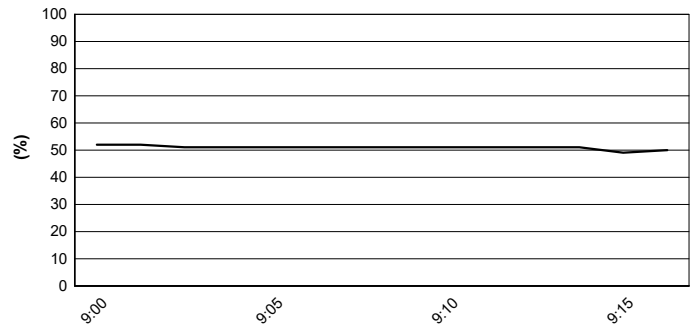
#### Track Temperature



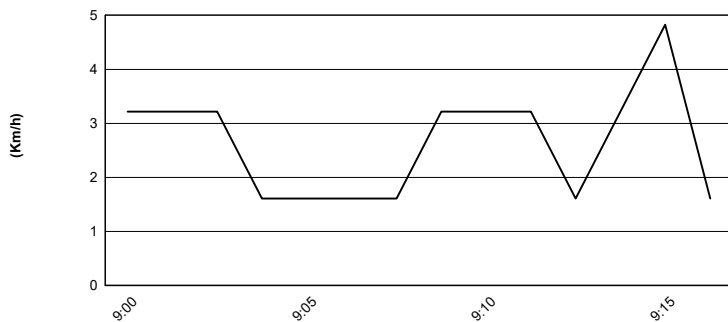
#### Air Pressure



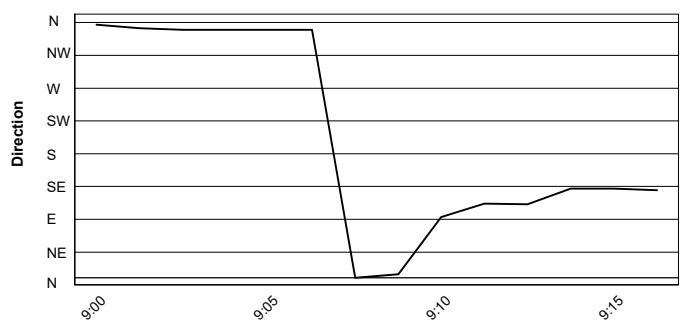
#### Humidity



#### Wind Speed



#### Wind Direction

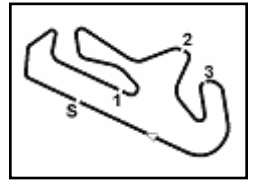


09/08/2020

These data/results cannot be reproduced, stored and/or transmitted in whole or in part by any manner of electronic, mechanical, photocopying, recording, broadcasting or otherwise now known or herein after developed without the previous express consent by the copyright owner, except for reproduction in daily press and regular printed publications on sale to the public within 60 days of the event related to those data/results and always provided that copyright symbol appears together as follows below.

© DORNA WSBK ORGANIZATION Srl 2020





Portimao 4.592 m

## Motul Portuguese Round, 7 - 9 August 2020

### Starting Grid - Tissot Superpole Race

10 Laps x 4,592 km = 45,920 km

Pos	Number	Rider	Team	Time
1	1	REA J.	Kawasaki	1'40.676
2	54	RAZGATLIOGLU T.	Yamaha	1'40.954
3	22	LOWES A.	Kawasaki	1'41.074
4	66	SYKES T.	BMW	1'41.240
5	60	VAN DER MARK M.	Yamaha	1'41.335
6	76	BAZ L.	Yamaha	1'41.354
7	21	RINALDI M.	Ducati	1'41.424
8	45	REDDING S.	Ducati	1'41.436
9	50	LAVERTY E.	BMW	1'41.504
10	91	HASLAM L.	Honda	1'41.607
11	31	GERLOFF G.	Yamaha	1'41.807
12	19	BAUTISTA A.	Honda	1'42.123
13	7	DAVIES C.	Ducati	1'42.227
14	12	FORES X.	Kawasaki	1'42.421
15	64	CARICASULO F.	Yamaha	1'42.491
16	77	SCHEIB M.	Kawasaki	1'42.654
17	36	MERCADO L.	Ducati	1'42.718
18	33	MELANDRI M.	Ducati	1'42.873
19	20	BARRIER S.	Ducati	1'42.894
20	13	TAKAHASHI T.	Honda	1'44.025
21	23	PONSSON C.	Aprilia	1'44.027
22	63	GABELLINI L.	Honda	1'44.779

N.11 (Cortese S.) will not take part in the race. Declared unfit after Race 1

09/08/2020 The Race Director .....

These data/results cannot be reproduced, stored and/or transmitted in whole or in part by any manner of electronic, mechanical, photocopying, recording, broadcasting or otherwise now known or herein after developed without the previous express consent by the copyright owner, except for reproduction in daily press and regular printed publications on sale to the public within 60 days of the event related to those data/results and always provided that copyright symbol appears together as follows below.

© DORNA WSBK ORGANIZATION Srl 2020

FKR PERUGIA TIMING



Official Tyre Supplier



Official Timekeeper