

Motul Portuguese Round, 7 - 9 August 2020

Chronological Analysis Race 1

Portimao 4.592 m

Start at 16:31'36.617

1 / 4

1° 55 A. LOCATELLI (1'46.251)							
Lap	Seg.1	Seg.2	Seg.3	Seg.4	Lap Time	km/h	Local Time
1		31.955	20.930	19.935	1'48.243	161,3	16:33'24.860
2	33.830	31.610	21.299	20.022	1'46.761	267,6	16:35'11.621
3	33.819	31.304	21.491	20.073	1'46.687	266,2	16:36'58.308
4	33.977	31.507	20.980	20.080	1'46.544	264,9	16:38'44.852
5	34.152	31.922	20.865	19.978	1'46.917	263,0	16:40'31.769
6	33.864	31.470	21.045	19.872	1'46.251	266,9	16:42'18.020
7	33.803	31.388	21.108	20.045	1'46.344	267,6	16:44'04.364
8	34.024	31.314	20.963	20.063	1'46.364	264,9	16:45'50.728
9	33.915	31.386	21.148	20.070	1'46.519	265,6	16:47'37.247
10	33.846	31.476	21.113	20.110	1'46.545	263,7	16:49'23.792
11	33.792	31.752	21.006	20.039	1'46.589	264,3	16:51'10.381
12	33.830	32.288	21.112	20.090	1'47.320	264,3	16:52'57.701
13	33.861	31.486	21.335	20.091	1'46.773	265,6	16:54'44.474
14	34.132	31.660	21.361	20.189	1'47.342	264,9	16:56'31.816
15	34.206	31.915	21.212	20.225	1'47.558	264,9	16:58'19.374
16	34.475	31.900	21.492	20.354	1'48.221	262,4	17:00'07.595
17	34.542	32.082	21.397	20.624	1'48.645	262,4	17:01'56.240
Race Time 30'19.623							

2° 16 J. CLUZEL (1'46.347)							
Lap	Seg.1	Seg.2	Seg.3	Seg.4	Lap Time	km/h	Local Time
1		32.060	21.052	20.055	1'48.180	161,7	16:33'24.797
2	34.160	31.510	21.045	20.098	1'46.813	261,1	16:35'11.610
3	34.213	31.367	20.777	20.047	1'46.404	263,0	16:36'58.014
4	33.866	32.149	20.912	19.972	1'46.899	258,0	16:38'44.913
5	33.859	31.746	20.824	20.199	1'46.628	259,9	16:40'31.541
6	33.845	31.542	20.891	20.069	1'46.347	260,5	16:42'17.888
7	34.246	31.695	20.840	19.934	1'46.715	259,9	16:44'04.603
8	34.078	31.413	21.037	19.992	1'46.520	268,9	16:45'51.123
9	33.986	31.539	20.944	20.074	1'46.543	265,6	16:47'37.666
10	33.935	31.570	20.990	20.186	1'46.681	262,4	16:49'24.347
11	33.988	32.094	20.924	20.163	1'47.169	263,0	16:51'11.516
12	34.071	31.837	20.866	20.056	1'46.830	261,1	16:52'58.346
13	33.924	46.769	21.258	20.401	2'02.352	266,2	16:55'00.698
14	34.308	31.867	21.167	20.262	1'47.604	259,9	16:56'48.302
15	34.057	31.993	21.053	20.288	1'47.391	263,0	16:58'35.693
16	34.104	31.773	21.138	20.301	1'47.316	257,4	17:00'23.009
17	34.037	32.420	21.264	20.341	1'48.062	258,6	17:02'11.071
Race Time 30'34.454							

3° 44 L. MAHIAS (1'46.772)							
Lap	Seg.1	Seg.2	Seg.3	Seg.4	Lap Time	km/h	Local Time
1		31.793	20.843	20.194	1'48.767	161,7	16:33'25.384
2	34.106	31.704	20.827	20.157	1'46.794	260,5	16:35'12.178
3	34.160	31.397	21.180	20.035	1'46.772	260,5	16:36'58.950
4	34.236	31.473	21.031	20.078	1'46.818	268,9	16:38'45.768
5	34.306	31.643	20.984	20.348	1'47.281	266,9	16:40'33.049
6	34.315	31.754	20.870	20.426	1'47.365	254,4	16:42'20.414
7	34.104	31.736	20.720	20.315	1'46.875	255,6	16:44'07.289
8	34.182	31.567	20.878	20.302	1'46.929	257,4	16:45'54.218
9	34.045	31.748	20.891	20.247	1'46.931	258,0	16:47'41.149
10	34.117	31.924	20.783	20.333	1'47.157	257,4	16:49'28.306
11	34.494	31.788	20.999	20.398	1'47.679	256,8	16:51'15.985
12	34.281	31.861	20.897	20.519	1'47.558	256,2	16:53'03.543
13	34.469	32.066	20.896	20.478	1'47.909	256,2	16:54'51.452
14	34.269	31.947	20.944	20.579	1'47.739	255,0	16:56'39.191
15	34.368	31.995	21.105	20.568	1'48.036	255,6	16:58'27.227
16	34.706	32.088	21.121	20.530	1'48.445	252,0	17:00'15.672
17	34.755	32.136	21.115	20.942	1'48.948	253,8	17:02'04.620
Race Time 30'28.003							

4° 32 I. VIÑALES (1'46.793)							
Lap	Seg.1	Seg.2	Seg.3	Seg.4	Lap Time	km/h	Local Time
1		31.808	20.965	20.078	1'48.999	162,2	16:33'25.616

2	34.300	31.784	20.896	20.245	1'47.225	263,0	16:35'12.841
3	34.161	31.731	20.806	20.278	1'46.976	263,7	16:36'59.817
4	34.298	31.520	20.822	20.366	1'47.006	255,6	16:38'46.823
5	34.075	31.600	20.938	20.180	1'46.793	261,7	16:40'33.616
6	34.345	31.838	20.856	20.165	1'47.204	263,0	16:42'20.820
7	34.333	32.016	21.021	20.231	1'47.601	266,9	16:44'08.421
8	34.365	31.789	21.167	20.405	1'47.726	259,9	16:45'56.147
9	34.525	31.678	21.081	20.604	1'47.888	258,6	16:47'44.035
10	34.695	31.886	21.212	20.337	1'48.130	256,8	16:49'32.165
11	34.396	32.110	21.198	20.324	1'48.028	259,2	16:51'20.193
12	34.628	31.981	21.153	20.212	1'47.974	254,4	16:53'08.167
13	34.425	31.989	20.995	20.270	1'47.679	255,6	16:54'55.846
14	34.691	31.964	20.957	20.276	1'47.888	253,2	16:56'43.734
15	34.316	31.909	20.988	20.341	1'47.554	262,4	16:58'31.288
16	34.429	31.972	21.151	20.358	1'47.910	256,2	17:00'19.198
17	34.572	31.898	21.221	20.586	1'48.277	254,4	17:02'07.475
Race Time 30'30.858							

5° 94 C. PEROLARI (1'46.815)							
Lap	Seg.1	Seg.2	Seg.3	Seg.4	Lap Time	km/h	Local Time
1		31.634	21.105	20.234	1'48.182	163,7	16:33'24.799
2	34.334	31.840	20.881	19.931	1'46.986	254,4	16:35'11.785
3	34.295	31.396	21.109	20.109	1'46.909	264,3	16:36'58.694
4	34.211	31.413	21.064	20.127	1'46.815	264,3	16:38'45.509
5	34.308	31.648	21.623	20.078	1'47.657	263,7	16:40'33.166
6	34.477	31.724	21.071	20.136	1'47.408	261,7	16:42'20.574
7	34.468	31.830	21.161	20.272	1'47.731	261,1	16:44'08.305
8	34.773	31.893	21.143	20.207	1'48.016	261,1	16:45'56.321
9	34.515	31.784	21.083	20.393	1'47.775	261,7	16:47'44.096
10	34.395	31.945	21.160	20.344	1'47.844	259,2	16:49'31.940
11	34.400	32.153	21.165	20.483	1'48.201	258,0	16:51'20.141
12	34.988	31.994	21.138	20.120	1'48.240	255,0	16:53'08.381
13	34.554	31.938	21.203	20.123	1'47.818	266,2	16:54'56.199
14	34.636	31.906	21.166	20.093	1'47.801	263,0	16:56'44.000
15	34.369	31.994	21.127	20.202	1'47.692	262,4	16:58'31.692
16	34.417	32.070	21.148	20.102	1'47.737	259,9	17:00'19.429
17	34.663	31.952	21.445	19.979	1'48.039	261,1	17:02'07.468
Race Time 30'30.851							

6° 3 R. DE ROSA (1'46.897)							
Lap	Seg.1	Seg.2	Seg.3	Seg.4	Lap Time	km/h	Local Time
1		32.184	21.190	20.277	1'50.677	168,8	16:33'27.294
2	34.202	32.180	21.339	20.374	1'48.095	264,9	16:35'15.389
3	34.249	31.656	20.988	20.341	1'47.234	264,3	16:37'02.623
4	33.995	31.622	20.941	20.339	1'46.897	262,4	16:38'49.520
5	34.055	31.706	20.984	20.307	1'47.052	261,1	16:40'36.572
6	34.026	31.713	21.128	20.245	1'47.112	261,7	16:42'23.684
7	33.911	31.945	20.900	20.366	1'47.122	268,9	16:44'10.806
8	34.175	31.756	20.902	20.389	1'47.222	261,7	16:45'58.028
9	33.903	31.869	21.093	20.407	1'47.272	261,1	16:47'45.300
10	33.846	32.343	21.017	20.402	1'47.608	256,2	16:49'32.908
11	34.111	31.968	21.220	20.193	1'47.492	259,2	16:51'20.400
12	34.022	32.159	21.079	20.457	1'47.717	271,6	16:53'08.117
13	34.192	31.945	21.095	20.514	1'47.746	261,1	16:54'55.863
14	34.274	31.932	20.945	20.505	1'47.656	257,4	16:56'43.519
15	34.199	31.900	20.990	20.536	1'47.625	259,9	16:58'31.144
16	34.258	32.055	21.242	20.462	1'48.017	257,4	17:00'19.161
17	34.326	32.029	21.628	20.313	1'48.296	259,2	17:02'07.457
Race Time 30'30.840							

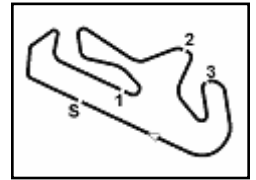
7° 5 P. OETTL (1'46.997)							
Lap	Seg.1	Seg.2	Seg.3	Seg.4	Lap Time	km/h	Local Time
1		31.798	21.407	20.093	1'49.650	166,2	16:33'26.267
2	34.147	31.709	21.165	19.976	1'46.997	261,7	16:35'13.264
3	34.106	32.218	21.144	20.260	1'47.728	264,3	16:37'00.992
4	34.125	31.658	21.153	20.124	1'47.060	261,7	16:38'48.052

08/08/2020 P = Pits In/Out - C = Lap Time Cancelled

These data/results cannot be reproduced, stored and/or transmitted in whole or in part by any manner of electronic, mechanical, photocopying, recording, broadcasting or otherwise now known or herein after developed without the previous express consent by the copyright owner, except for reproduction in daily press and regular printed publications on sale to the public within 60 days of the event related to those data/results and always provided that copyright symbol appears together as follows below.

© DORNA WSBK ORGANIZATION Srl 2020





Motul Portuguese Round, 7 - 9 August 2020

Chronological Analysis Race 1

Portimao 4.592 m

Start at 16:31'36.617

2 / 4

5	34.537	31.672	21.147	20.330	1'47.686	262,4	16:40'35.738	8	34.706	31.928	21.185	20.447	1'48.266	256,2	16:46'05.004
6	34.311	31.976	21.209	20.267	1'47.763	259,2	16:42'23.501	9	34.626	31.928	21.185	20.447	1'48.266	256,2	16:46'05.004
7	34.470	32.092	21.164	20.213	1'47.939	259,2	16:44'11.440	10	35.277	32.595	21.607	20.614	1'50.093	256,2	16:50'08.576
8	34.396	31.864	21.563	20.293	1'48.116	261,7	16:45'59.556	11	35.273	32.618	21.631	20.578	1'50.100	249,1	16:51'58.676
9	34.470	31.922	21.513	20.369	1'48.274	259,2	16:47'47.830	12	34.989	32.471	21.717	20.662	1'49.839	251,4	16:53'48.515
10	34.527	32.191	21.611	20.516	1'48.845	260,5	16:49'36.675	13	35.114	32.414	22.594	45.821	2'15.943P	253,8	16:56'04.458
11	34.625	32.053	21.387	20.441	1'48.506	258,6	16:51'25.181								Race Time 24'27.841
12	34.601	32.002	21.170	20.426	1'48.199	258,6	16:53'13.380								
13	34.510	31.949	21.343	20.307	1'48.109	258,6	16:55'01.489								
14	34.507	32.219	21.440	20.439	1'48.605	259,2	16:56'50.094								
15	34.672	32.276	21.421	20.457	1'48.826	257,4	16:58'38.920								
16	34.876	32.244	21.599	20.472	1'49.191	256,8	17:00'28.111								
17	34.676	32.252	21.465	20.472	1'48.865	259,2	17:02'16.976								

Race Time 30'40.359

8° 81 M. GONZALEZ (1'47.398)

Lap	Seg.1	Seg.2	Seg.3	Seg.4	Lap Time	km/h	Local Time
1		32.227	21.389	20.138	1'51.163	163,4	16:33'27.780
2	34.525	31.798	21.512	20.122	1'47.957	266,9	16:35'15.737
3	35.010	31.748	21.216	20.120	1'48.094	263,0	16:37'03.831
4	34.359	31.751	21.170	20.118	1'47.398	267,6	16:38'51.229
5	34.899	32.441	21.452	20.108	1'48.900	261,1	16:40'40.129
6	35.270	32.112	21.413	20.182	1'48.977	263,0	16:42'29.106
7	34.787	32.098	21.461	20.023	1'48.369	252,0	16:44'17.475
8	34.696	32.228	21.320	20.229	1'48.473	263,0	16:46'05.948
9	34.333	32.029	21.161	20.131	1'47.654	264,3	16:47'53.602
10	34.350	32.110	21.313	20.136	1'47.909	264,3	16:49'41.511
11	34.420	32.137	21.311	20.341	1'48.209	261,1	16:51'29.720
12	34.746	32.081	21.298	20.192	1'48.317	257,4	16:53'18.037
13	34.434	32.154	21.539	20.279	1'48.406	264,3	16:55'06.443
14	34.367	32.272	21.351	20.261	1'48.251	261,7	16:56'54.694
15	34.539	32.076	21.286	20.306	1'48.207	263,0	16:58'42.901
16	34.770	32.218	21.706	20.449	1'49.143	256,8	17:00'32.044
17	34.692	32.825	21.686	20.656	1'49.859	256,8	17:02'21.903

Race Time 30'45.286

9° 38 H. SOOMER (1'47.591)

Lap	Seg.1	Seg.2	Seg.3	Seg.4	Lap Time	km/h	Local Time
1		32.023	21.392	20.210	1'50.260	164,2	16:33'26.877
2	34.275	32.326	21.313	20.276	1'48.190	264,9	16:35'15.067
3	34.258	31.725	22.961	20.199	1'49.143	261,7	16:37'04.210
4	34.461	31.826	21.302	20.358	1'47.947	265,6	16:38'52.157
5	34.399	32.367	21.334	19.991	1'48.091	266,2	16:40'40.248
6	34.807	31.774	23.593	20.208	1'50.382	261,1	16:42'30.630
7	34.568	31.820	21.923	20.211	1'48.522	261,7	16:44'19.152
8	34.383	31.838	21.314	20.098	1'47.633	263,0	16:46'06.785
9	34.634	32.004	21.262	20.186	1'48.086	268,2	16:47'54.871
10	34.391	32.030	21.114	20.394	1'47.929	264,9	16:49'42.800
11	34.263	32.495	21.115	20.390	1'48.263	261,1	16:51'31.063
12	34.427	31.949	21.299	20.187	1'47.862	259,9	16:53'18.925
13	34.476	31.910	21.168	20.230	1'47.784	261,1	16:55'06.709
14	34.507	32.250	21.396	20.207	1'48.360	262,4	16:56'55.069
15	34.443	32.095	21.193	20.182	1'47.913	264,9	16:58'42.982
16	34.356	31.939	21.194	20.397	1'47.886	263,0	17:00'30.868
17	34.440	31.889	21.011	20.251	1'47.591	259,2	17:02'18.459

Race Time 30'41.842

RET 61 C. ÖNCÜ (1'47.593)

Lap	Seg.1	Seg.2	Seg.3	Seg.4	Lap Time	km/h	Local Time
1		32.416	21.294	19.975	1'51.614	173,7	16:33'28.231
2	34.402	32.009	21.230	20.072	1'47.713	264,3	16:35'15.944
3	34.536	31.750	21.058	20.249	1'47.593	268,2	16:37'03.537
4	34.390	31.753	21.196	20.325	1'47.664	268,9	16:38'51.201
5	34.380	32.588	21.187	20.445	1'48.600	261,1	16:40'39.801
6	34.686	31.961	21.129	20.366	1'48.142	255,0	16:42'27.943
7	34.693	31.999	21.824	20.279	1'48.795	253,8	16:44'16.738

11° 99 D. WEBB (1'47.658)

Lap	Seg.1	Seg.2	Seg.3	Seg.4	Lap Time	km/h	Local Time
1		32.434	21.462	20.209	1'51.536	170,4	16:33'28.153
2	34.742	32.083	21.417	20.099	1'48.341	262,4	16:35'16.494
3	34.806	32.027	21.354	20.160	1'48.347	264,9	16:37'04.841
4	34.425	31.800	21.381	20.052	1'47.658	266,2	16:38'52.499
5	34.328	32.288	21.337	19.864	1'47.817	261,1	16:40'40.316
6	35.369	32.102	21.400	19.957	1'48.828	253,8	16:42'29.144
7	34.604	32.027	21.226	20.154	1'48.011	259,2	16:44'17.155
8	34.853	32.587	21.503	20.232	1'49.175	259,2	16:46'06.330
9	34.862	32.514	21.435	20.278	1'49.089	261,7	16:47'55.419
10	34.913	32.098	21.376	20.170	1'48.557	261,1	16:49'43.976
11	34.754	32.496	21.424	20.167	1'48.841	258,6	16:51'32.817
12	34.652	32.193	21.359	20.201	1'48.405	257,4	16:53'21.222
13	34.855	32.242	21.446	20.419	1'48.962	256,8	16:55'10.184
14	35.774	32.279	21.520	20.284	1'49.857	255,0	16:57'00.041
15	35.209	32.101	21.718	20.193	1'49.221	261,1	16:58'49.262
16	35.557	32.213	21.649	20.361	1'49.780	253,2	17:00'39.042
17	34.867	32.545	21.384	20.343	1'49.139	252,0	17:02'28.181

Race Time 30'51.564

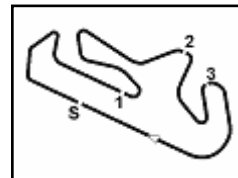
12° 4 S. ODENDAAL (1'47.773)

Lap	Seg.1	Seg.2	Seg.3	Seg.4	Lap Time	km/h	Local Time
1		32.224	21.580	20.064	1'50.702	169,6	16:33'27.319
2	34.582	31.986	21.244	20.275	1'48.087	265,6	16:35'15.406
3	34.547	31.720	21.297	20.362	1'47.926	261,7	16:37'03.332
4	34.325	31.764	21.258	20.426	1'47.773	262,4	16:38'51.105
5	34.834	32.504	21.288	20.224	1'48.850	256,8	16:40'39.955
6	34.838	31.870	21.214	20.212	1'48.134	259,2	16:42'28.089
7	34.361	32.452	21.281	20.503	1'48.597	259,9	16:44'16.686
8	35.069	31.846	21.252	20.270	1'48.437	256,8	16:46'05.123
9	34.141	31.910	21.203	20.675	1'47.929	261,7	16:47'53.052
10	34.402	31.932	21.140	20.492	1'47.966	257,4	16:49'41.018
11	34.274	32.336	21.071	20.847	1'48.528	259,2	16:51'29.546
12	34.459	32.073	21.106	20.564	1'48.202	256,8	16:53'17.748
13	34.269	32.091	21.437	20.487	1'48.284	260,5	16:55'06.032
14	34.342	32.180	21.286	20.432	1'48.240	258,0	16:56'54.272
15	34.248	32.074	21.130	20.477	1'47.929	258,0	16:58'42.201
16	34.536	31.895	21.149	20.519	1'48.099	256,8	17:00'30.300
17	34.287	32.083	21.168	20.525	1'48.063	254,4	17:02'18.363

Race Time 30'41.746

13° 56 P. SEBESTYEN (1'47.862)

Lap	Seg.1	Seg.2	Seg.3	Seg.4	Lap Time	km/h	Local Time
1		32.119	21.457	20.167	1'50.975	169,6	16:33'27.592
2	34.725	32.147	21.576	20.160	1'48.608	266,2	16:35'16.200
3	34.940	31.891	21.320	20.199	1'48.350	266,9	16:37'04.550
4	34.474	31.888	21.204	20.296	1'47.862	264,3	16:38'52.412
5	34.837	32.165	21.254	20.061	1'48.317	263,0	16:40'40.729
6	35.156	32.091	21.431	20.158	1'48.836	261,1	16:42'29.565
7	34.863	31.996	21.331	20.093	1'48.283	259,2	16:44'17.848
8	34.829	32.397	21.253	20.117	1'48.596	259,2	16:46'06.444
9	34.413	32.267	21.224	20.311	1'48.215	267,6	16:47'54.659
10	35.060	31.969	21.387	20.373	1'48.789	255,6	16:49'43.448
11	34.857	32.637	21.343	20.470	1'49.307	255,6	16:51'32.755
12	35.079	32.109	21.331	20.262	1'48.781	254,4	16:53'21.536
13	35.015	32.231	21.386	20.407	1'49.039	256,2	16:55'10.575
14	34.997	32.145	21.454	20.571	1'4		



Motul Portuguese Round, 7 - 9 August 2020

Chronological Analysis Race 1

Start at 16:31'36.617

15	34.958	32.261	21.730	20.571	1'49.520	253,2	16:58'49.262
16	35.193	32.350	21.640	20.571	1'49.754	249,1	17:00'39.016
17	35.329	32.469	21.388	20.197	1'49.383	250,8	17:02'28.399

Race Time 30'51.782

14° 47 A. BASSANI (1'47.918)							
Lap	Seg.1	Seg.2	Seg.3	Seg.4	Lap Time	km/h	Local Time
1		33.041	21.492	20.101	1'53.574	173,7	16:33'30.191
2	35.560	32.284	21.453	20.100	1'49.397	266,9	16:35'19.588
3	35.010	32.147	21.644	20.319	1'49.120	263,0	16:37'08.708
4	34.742	32.178	21.219	20.430	1'48.569	261,7	16:38'57.277
5	34.878	32.108	21.475	20.441	1'48.902	263,0	16:40'46.179
6	34.764	32.086	21.360	20.477	1'48.687	258,6	16:42'34.866
7	34.669	32.141	21.330	20.484	1'48.624	258,6	16:44'23.490
8	34.498	36.704	21.797	20.559	1'53.558	259,2	16:46'17.048
9	34.731	32.369	21.346	20.657	1'49.103	261,1	16:48'06.151
10	34.745	32.336	21.445	20.443	1'48.969	259,2	16:49'55.120
11	34.633	32.165	21.327	20.375	1'48.500	260,5	16:51'43.620
12	34.725	32.129	21.479	20.293	1'48.626	261,7	16:53'32.246
13	34.306	32.029	21.393	20.190	1'47.918	263,7	16:55'20.164
14	34.837	32.294	21.417	20.217	1'48.765	258,6	16:57'08.929
15	34.449	32.028	21.828	20.579	1'48.884	257,4	16:58'57.813
16	34.727	32.817	21.550	20.284	1'49.378	255,6	17:00'47.191
17	34.647	32.238	21.300	20.633	1'48.818	256,8	17:02'36.009

Race Time 30'59.392

RET 34 K. MANFREDI (1'48.279)							
Lap	Seg.1	Seg.2	Seg.3	Seg.4	Lap Time	km/h	Local Time
1		33.470	21.228	20.384	1'53.013	170,4	16:33'29.630
2	34.683	31.967	21.094	20.535	1'48.279	263,7	16:35'17.909
3	34.471	31.832	21.603	20.571	1'48.477	258,0	16:37'06.386

Race Time 5'29.769

RET 22 F. FULIGNI (1'48.285)							
Lap	Seg.1	Seg.2	Seg.3	Seg.4	Lap Time	km/h	Local Time
1		32.784	21.351	20.515	1'52.956	174,8	16:33'29.573
2	35.029	32.463	21.235	20.383	1'49.110	261,7	16:35'18.683
3	34.652	32.164	21.455	20.519	1'48.790	263,0	16:37'07.473
4	34.657	32.089	21.242	20.474	1'48.462	262,4	16:38'55.935
5	34.656	31.937	21.476	20.517	1'48.586	259,9	16:40'44.521
6	34.609	32.107	21.312	20.309	1'48.337	257,4	16:42'32.858
7	34.591	31.965	21.285	20.444	1'48.285	259,9	16:44'21.143
8	34.647	32.255	21.236	20.535	1'48.673	258,0	16:46'09.816
9	34.708	31.889	21.322	20.483	1'48.402	259,2	16:47'58.218

Race Time 16'21.601

17° 77 M. PONS (1'48.418)							
Lap	Seg.1	Seg.2	Seg.3	Seg.4	Lap Time	km/h	Local Time
1		33.432	21.425	20.415	1'54.058	154,6	16:33'30.675
2	35.208	32.341	21.522	20.188	1'49.259	263,7	16:35'19.934
3	34.914	32.237	21.917	20.588	1'49.656	263,7	16:37'09.590
4	34.899	31.942	21.342	20.354	1'48.537	262,4	16:38'58.127
5	34.705	32.173	21.305	20.235	1'48.418	264,9	16:40'46.545
6	35.192	32.061	21.539	20.181	1'48.973	258,0	16:42'35.518
7	34.921	32.327	21.538	20.237	1'49.023	268,9	16:44'24.541
8	35.012	32.103	21.311	20.379	1'48.805	261,7	16:46'13.346
9	34.940	32.241	21.321	20.770	1'49.272	256,2	16:48'02.618
10	35.266	32.311	21.463	20.488	1'49.528	252,0	16:49'52.146
11	35.042	32.135	21.617	20.459	1'49.253	252,6	16:51'41.399
12	34.948	32.616	21.411	20.417	1'49.392	253,8	16:53'30.791
13	34.784	32.149	21.530	20.580	1'49.043	252,6	16:55'19.834
14	34.910	32.258	21.375	20.482	1'49.025	253,2	16:57'08.859
15	34.762	31.972	21.724	20.551	1'49.009	252,6	16:58'57.868
16	34.931	32.300	21.513	20.578	1'49.322	249,7	17:00'47.190
17	35.042	32.022	21.499	20.598	1'49.161	251,4	17:02'36.351

Race Time 30'59.734

18° 84 L. CRESSON (1'48.697)							
Lap	Seg.1	Seg.2	Seg.3	Seg.4	Lap Time	km/h	Local Time
1		33.217	21.474	20.374	1'53.569	180,0	16:33'30.186
2	35.186	32.267	21.427	20.379	1'49.259	263,7	16:35'19.445
3	34.919	32.125	21.723	20.459	1'49.226	262,4	16:37'08.671
4	34.956	32.273	21.434	20.476	1'49.139	262,4	16:38'57.810
5	34.842	32.171	21.378	20.306	1'48.697	261,7	16:40'46.507
6	34.980	32.172	21.514	20.305	1'48.971	263,7	16:42'35.478
7	34.824	32.200	21.675	20.293	1'48.992	264,3	16:44'24.470
8	34.519	32.292	21.389	20.656	1'48.856	265,6	16:46'13.326
9	35.127	32.517	21.425	20.348	1'49.417	254,4	16:48'02.743
10	34.891	32.242	21.552	20.737	1'49.422	257,4	16:49'52.165
11	35.211	32.335	21.541	20.361	1'49.448	246,8	16:51'41.613
12	34.744	32.443	21.415	20.537	1'49.139	256,8	16:53'30.752
13	35.013	32.334	21.591	20.483	1'49.421	249,1	16:55'20.173
14	35.033	32.493	21.475	20.414	1'49.415	255,6	16:57'09.588
15	34.672	32.370	21.653	20.548	1'49.243	253,8	16:58'58.831
16	34.771	33.077	21.529	20.520	1'49.897	254,4	17:00'48.728
17	34.757	32.451	21.451	20.698	1'49.357	254,4	17:02'38.085

Race Time 31'01.468

19° 9 G. HENDRA PRATAMA (1'48.743)							
Lap	Seg.1	Seg.2	Seg.3	Seg.4	Lap Time	km/h	Local Time
1		33.102	21.397	20.314	1'53.248	181,8	16:33'29.865
2	35.265	32.147	21.462	20.326	1'49.200	257,4	16:35'19.065
3	34.790	32.089	21.522	20.342	1'48.743	262,4	16:37'07.808
4	34.752	32.367	21.396	20.571	1'49.086	263,0	16:38'56.894
5	34.924	32.257	21.894	20.363	1'49.438	263,0	16:40'46.332
6	34.883	32.238	21.498	20.412	1'49.031	255,0	16:42'35.363
7	34.694	32.245	21.467	20.579	1'48.985	261,7	16:44'24.348
8	35.225	32.592	21.539	20.530	1'49.886	260,5	16:46'14.234
9	35.058	32.520	21.472	20.573	1'49.623	259,2	16:48'03.857
10	34.899	32.368	22.117	20.277	1'49.661	259,2	16:49'53.518
11	34.686	32.412	21.437	20.466	1'49.001	261,1	16:51'42.519
12	34.756	32.847	21.416	20.548	1'49.567	259,2	16:53'32.086
13	35.189	32.299	22.204	20.523	1'50.215	261,7	16:55'22.301
14	35.069	32.809	21.712	20.699	1'50.289	259,2	16:57'12.590
15	35.133	32.910	21.704	20.947	1'50.694	258,6	16:59'03.284
16	35.296	32.909	21.485	20.933	1'50.623	257,4	17:00'53.907
17	35.297	32.898	21.833	21.019	1'51.047	253,8	17:02'44.954

Race Time 31'08.337

20° 52 P. HOBELBERGER (1'48.809)							
Lap	Seg.1	Seg.2	Seg.3	Seg.4	Lap Time	km/h	Local Time
1		33.573	21.925	20.383	1'54.974	177,9	16:33'31.591
2	34.931	32.574	21.711	20.389	1'49.605	257,4	16:35'21.196
3	34.697	32.351	21.589	20.232	1'48.869	264,3	16:37'10.065
4	34.917	32.320	21.768	20.465	1'49.470	264,3	16:38'59.535
5	34.504	32.327	21.635	20.343	1'48.809	264,3	16:40'48.344
6	34.631	32.531	21.483	20.232	1'48.877	261,7	16:42'37.221
7	34.520	32.514	21.425	20.356	1'48.815	262,4	16:44'26.036
8	34.590	32.368	21.630	20.286	1'48.874	263,0	16:46'14.910
9	34.896	32.482	21.603	20.331	1'49.312	263,0	16:48'04.222
10	34.781	32.432	21.686	20.291	1'49.190	264,9	16:49'53.412
11	35.244	32.392	21.481	20.076	1'49.193	256,8	16:51'42.605
12	35.084	32.711	21.976	20.283	1'50.054	256,8	16:53'32.659
13	34.841	32.403	21.725	20.337	1'49.306	261,7	16:55'21.965
14	34.597	32.511	21.773	20.323	1'49.204	259,2	16:57'11.169
15	35.007	32.502	21.933	20.418	1'49.860	259,9	16:59'01.029
16	35.022	32.554	22.058	20.323	1'49.957	257,4	17:00'50.986
17	35.444	32.803	21.925	20.690	1'50.862	258,0	17:02'41.848

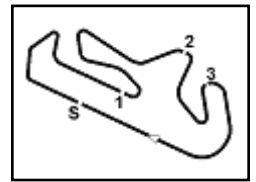
Race Time 31'05.231

21° 83 L. EPIS (1'48.921)							
Lap	Seg.1	Seg.2	Seg.3	Seg.4	Lap Time	km/h	Local Time
1		32.866	21.532	20.694	1'52.933	178,2	16:33'29.550

08/08/2020 P = Pits In/Out - C = Lap Time Cancelled

These data/results cannot be reproduced, stored and/or transmitted in whole or in part by any manner of electronic, mechanical, photocopying, recording, broadcasting or otherwise now known or herein after developed without the previous express consent by the copyright owner, except for reproduction in daily press and regular printed publications on sale to the public within 60 days of the event related to those data/results and always provided that copyright symbol appears together as follows below.

© DORNA WSBK ORGANIZATION Srl 2020



Portimao 4.592 m

4 / 4

Motul Portuguese Round, 7 - 9 August 2020

Chronological Analysis Race 1

Start at 16:31'36.617

2	35.794	32.488	21.445	20.303	1'50.030	252,6	16:35'19.580
3	35.266	32.649	21.881	20.509	1'50.305	259,9	16:37'09.885
4	35.290	32.364	21.354	20.672	1'49.680	258,6	16:38'59.565
5	34.897	32.389	21.381	20.471	1'49.138	259,2	16:40'48.703
6	34.693	32.249	21.557	20.422	1'48.921	256,8	16:42'37.624
7	34.705	32.195	21.686	20.736	1'49.322	257,4	16:44'26.946
8	34.621	32.775	21.839	20.872	1'50.107	251,4	16:46'17.053
9	35.040	32.355	21.324	20.761	1'49.480	256,2	16:48'06.533
10	34.801	32.750	21.537	20.723	1'49.811	253,8	16:49'56.344
11	34.979	32.540	21.577	20.806	1'49.902	248,5	16:51'46.246
12	35.074	32.633	21.467	20.739	1'49.913	250,8	16:53'36.159
13	35.196	32.513	21.779	21.006	1'50.494	244,1	16:55'26.653
14	35.130	32.293	21.658	20.922	1'50.003	248,0	16:57'16.656
15	34.958	32.524	21.568	20.862	1'49.912	246,3	16:59'06.568
16	35.155	32.803	22.455	21.022	1'51.435	243,0	17:00'58.003
17	35.285	32.822	21.993	21.258	1'51.358	243,5	17:02'49.361

Race Time 31'12.744

22° 6 M. HERRERA (1'49.968)

Lap	Seg.1	Seg.2	Seg.3	Seg.4	Lap Time	km/h	Local Time
1		33.614	21.886	20.697	1'55.618	172,3	16:33'32.235
2	35.258	32.574	21.838	20.501	1'50.171	257,4	16:35'22.406
3	35.210	32.494	21.616	20.724	1'50.044	261,1	16:37'12.450
4	35.101	32.669	21.500	20.698	1'49.968	262,4	16:39'02.418
5	35.088	32.625	21.543	20.869	1'50.125	259,2	16:40'52.543
6	35.100	32.660	21.577	20.896	1'50.233	255,6	16:42'42.776
7	35.148	32.661	21.766	20.877	1'50.452	256,2	16:44'33.228
8	35.294	32.614	21.906	20.840	1'50.654	256,8	16:46'23.882
9	35.317	32.704	21.662	21.035	1'50.718	256,2	16:48'14.600
10	40.218	32.718	21.740	20.992	1'55.668	255,6	16:50'10.268
11	35.517	32.779	21.611	20.902	1'50.809	254,4	16:52'01.077
12	35.208	32.704	21.660	20.845	1'50.417	255,0	16:53'51.494
13	35.104	32.784	21.912	20.988	1'50.788	255,6	16:55'42.282
14	35.201	32.592	21.704	21.020	1'50.517	253,2	16:57'32.799
15	35.184	32.855	21.693	20.890	1'50.622	252,0	16:59'23.421
16	35.400	32.832	21.748	20.948	1'50.928	252,6	17:01'14.349
17	35.212	32.645	21.654	20.993	1'50.504	253,2	17:03'04.853

Race Time 31'28.236

RET 2 L. MONTELLA (1'50.126)

Lap	Seg.1	Seg.2	Seg.3	Seg.4	Lap Time	km/h	Local Time
1		33.740	21.839	20.725	1'55.849	174,5	16:33'32.466
2	35.336	32.632	21.666	20.492	1'50.126	260,5	16:35'22.592
3	35.777	32.541	21.514	20.966	1'50.798	260,5	16:37'13.390
4	35.750	33.839	21.574	20.908	1'52.071	258,0	16:39'05.461
5	35.550	32.814	21.562	21.129	1'51.055	247,4	16:40'56.516
6	35.573	33.441	21.655	20.984	1'51.653	250,3	16:42'48.169
7	51.828	45.172	25.443	34.873	2'37.316P	250,3	16:45'25.485

Race Time 13'48.868

RET 25 A. VERDOÏA (1'50.819)

Lap	Seg.1	Seg.2	Seg.3	Seg.4	Lap Time	km/h	Local Time
1		33.716	21.533	20.323	1'54.393	177,6	16:33'31.010
2	35.131	32.752	22.887	20.643	1'51.413	249,1	16:35'22.423
3	35.688	37.421	24.838	27.416	2'05.363P	239,7	16:37'27.786
4	8'10.484	33.475	21.940	20.729	9'26.628P		16:46'54.414
5	35.297	32.844	21.921	20.757	1'50.819	246,3	16:48'45.233
6	35.717	35.110	22.316	27.278	2'00.421P	243,5	16:50'45.654

Race Time 19'09.037

08/08/2020 P = Pits In/Out - C = Lap Time Cancelled

These data/results cannot be reproduced, stored and/or transmitted in whole or in part by any manner of electronic, mechanical, photocopying, recording, broadcasting or otherwise now known or herein after developed without the previous express consent by the copyright owner, except for reproduction in daily press and regular printed publications on sale to the public within 60 days of the event related to those data/results and always provided that copyright symbol appears together as follows below.

© DORNA WSBK ORGANIZATION Srl 2020