

Motul Portuguese Round, 7 - 9 August 2020

Chronological Analysis Race 2

Portimao 4.592 m

Start at 12:30'59.251

1 / 4

1° 55 A. LOCATELLI (1'45.698)							
Lap	Seg.1	Seg.2	Seg.3	Seg.4	Lap Time	km/h	Local Time
1		31.952	21.641	19.801	1'48.752	162,7	12:32'48.003
2	33.892	31.570	21.009	19.714	1'46.185	275,0	12:34'34.188
3	33.568	31.591	20.843	19.696	1'45.698	280,0	12:36'19.886
4	33.793	31.460	20.897	19.800	1'45.950	276,4	12:38'05.836
5	33.729	31.642	20.857	19.789	1'46.017	275,0	12:39'51.853
6	33.890	31.567	20.866	19.815	1'46.138	275,7	12:41'37.991
7	33.905	31.616	21.064	19.791	1'46.376	276,4	12:43'24.367
8	34.214	31.635	20.969	19.857	1'46.675	270,9	12:45'11.042
9	34.043	32.018	20.985	19.849	1'46.895	271,6	12:46'57.937
10	33.934	31.489	21.146	19.881	1'46.450	272,3	12:48'44.387
11	33.901	31.482	20.947	19.924	1'46.254	270,9	12:50'30.641
12	33.926	31.648	21.055	19.854	1'46.483	272,3	12:52'17.124
13	33.876	31.443	20.912	19.904	1'46.135	272,9	12:54'03.259
14	33.865	31.636	21.131	19.871	1'46.503	272,3	12:55'49.762
15	34.000	31.553	21.141	19.925	1'46.619	272,3	12:57'36.381
16	33.850	31.624	21.222	19.915	1'46.611	271,6	12:59'22.992
17	34.121	31.836	21.267	20.142	1'47.366	270,2	13:01'10.358
Race Time 30'11.107							

2° 16 J. CLUZEL (1'45.773)							
Lap	Seg.1	Seg.2	Seg.3	Seg.4	Lap Time	km/h	Local Time
1		31.908	21.060	19.801	1'48.334	163,4	12:32'47.585
2	33.822	31.448	20.717	19.786	1'45.773	270,2	12:34'33.358
3	33.847	31.660	20.767	19.679	1'45.953	270,9	12:36'19.311
4	33.840	31.535	20.690	19.727	1'45.792	272,3	12:38'05.103
5	33.924	31.646	20.779	19.873	1'46.222	274,3	12:39'51.325
6	34.053	31.526	20.808	19.920	1'46.307	270,2	12:41'37.632
7	33.940	31.749	20.913	19.922	1'46.524	269,6	12:43'24.156
8	34.051	31.682	20.902	19.867	1'46.502	268,2	12:45'10.658
9	34.160	32.572	21.000	19.761	1'47.493	268,2	12:46'58.151
10	34.093	31.579	21.048	19.850	1'46.570	276,4	12:48'44.721
11	34.116	31.674	20.903	19.853	1'46.546	271,6	12:50'31.267
12	34.156	31.951	20.930	19.866	1'46.903	266,2	12:52'18.170
13	34.026	31.900	20.897	19.842	1'46.665	267,6	12:54'04.835
14	34.001	32.192	20.975	19.979	1'47.147	268,9	12:55'51.982
15	34.057	31.894	20.930	19.943	1'46.824	266,2	12:57'38.806
16	34.107	31.703	21.012	20.001	1'46.823	264,9	12:59'25.629
17	34.359	31.976	21.118	20.165	1'47.618	263,7	13:01'13.247
Race Time 30'13.996							

3° 32 I. VIÑALES (1'46.144)							
Lap	Seg.1	Seg.2	Seg.3	Seg.4	Lap Time	km/h	Local Time
1		31.925	21.031	19.968	1'48.729	164,9	12:32'47.980
2	34.182	31.696	20.836	19.719	1'46.433	267,6	12:34'34.413
3	34.013	31.750	20.952	19.749	1'46.464	274,3	12:36'20.877
4	33.836	31.563	20.699	20.046	1'46.144	271,6	12:38'07.021
5	33.827	31.682	20.826	20.045	1'46.380	272,9	12:39'53.401
6	33.948	31.639	20.817	20.050	1'46.454	272,3	12:41'39.855
7	34.097	31.628	20.823	20.072	1'46.620	269,6	12:43'26.475
8	34.112	31.574	20.761	20.018	1'46.465	270,2	12:45'12.940
9	34.000	31.734	20.800	20.016	1'46.550	268,9	12:46'59.490
10	33.986	31.891	21.074	20.119	1'47.070	267,6	12:48'46.560
11	34.175	31.738	20.905	20.178	1'46.996	265,6	12:50'33.556
12	33.976	31.711	21.023	20.066	1'46.776	266,9	12:52'20.332
13	34.039	31.672	20.809	20.096	1'46.616	267,6	12:54'06.948
14	34.190	31.743	20.914	20.216	1'47.063	267,6	12:55'54.011
15	34.145	31.726	20.935	20.117	1'46.923	265,6	12:57'40.934
16	34.249	31.812	20.853	20.143	1'47.057	264,3	12:59'27.991
17	34.466	31.920	21.126	20.372	1'47.884	263,0	13:01'15.875
Race Time 30'16.624							

4° 4 S. ODENDAAL (1'46.075)							
Lap	Seg.1	Seg.2	Seg.3	Seg.4	Lap Time	km/h	Local Time
1		33.078	20.921	19.750	1'50.023	171,5	12:32'49.274

2		34.032	31.526	21.006	19.918	1'46.482	273,6	12:34'35.756
3		34.549	31.574	20.795	19.694	1'46.612	270,9	12:36'22.368
4		34.226	31.574	20.944	19.655	1'46.399	273,6	12:38'08.767
5		33.867	31.517	20.921	19.770	1'46.075	277,1	12:39'54.842
6		34.153	31.727	20.964	19.963	1'46.807	275,0	12:41'41.649
7		34.122	31.533	20.956	19.939	1'46.550	272,3	12:43'28.199
8		34.132	31.737	21.066	19.907	1'46.842	275,0	12:45'15.041
9		34.071	31.856	21.022	19.908	1'46.857	272,3	12:47'01.898
10		34.125	31.750	21.063	19.992	1'46.930	268,2	12:48'48.828
11		34.309	31.772	20.989	20.053	1'47.123	267,6	12:50'35.951
12		34.152	31.764	21.031	19.904	1'46.851	268,2	12:52'22.802
13		34.019	31.749	21.006	19.938	1'46.712	268,9	12:54'09.514
14		34.168	31.605	21.147	20.095	1'47.015	268,9	12:55'56.529
15		34.080	32.036	21.467	19.989	1'47.572	270,2	12:57'44.101
16		34.240	32.097	21.307	20.107	1'47.751	266,9	12:59'31.852
17		34.634	31.977	21.210	20.232	1'48.053	263,7	13:01'19.905
Race Time 30'20.654								

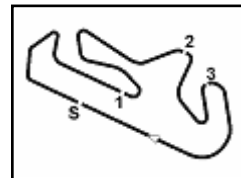
5° 5 P. OETTL (1'46.591)								
Lap	Seg.1	Seg.2	Seg.3	Seg.4	Lap Time	km/h	Local Time	
1		32.012	21.121	19.837	1'48.981	166,7	12:32'48.232	
2		34.283	31.550	20.907	19.851	1'46.591	274,3	12:34'34.823
3		33.986	31.666	21.014	19.934	1'46.600	275,7	12:36'21.423
4		34.208	31.724	20.941	19.865	1'46.738	272,9	12:38'08.161
5		34.168	31.583	21.012	19.926	1'46.689	271,6	12:39'54.850
6		34.464	31.700	21.053	19.938	1'47.155	273,6	12:41'42.005
7		34.229	31.480	21.459	19.880	1'47.048	275,7	12:43'29.053
8		34.319	32.026	21.233	19.890	1'47.468	266,9	12:45'16.521
9		34.550	31.689	20.978	19.917	1'47.134	270,2	12:47'03.655
10		34.511	31.802	21.467	19.896	1'47.676	270,9	12:48'51.331
11		34.331	32.121	21.305	19.936	1'47.693	268,9	12:50'39.024
12		34.225	32.115	21.155	19.906	1'47.401	270,9	12:52'26.425
13		34.232	31.963	21.182	19.874	1'47.251	272,3	12:54'13.676
14		35.050	32.090	21.276	19.987	1'48.403	268,2	12:56'02.079
15		34.794	32.114	21.342	19.859	1'48.109	255,6	12:57'50.188
16		34.309	32.731	21.261	20.047	1'48.348	269,6	12:59'38.536
17		34.693	32.187	21.404	20.281	1'48.565	264,3	13:01'27.101
Race Time 30'27.850								

6° 81 M. GONZALEZ (1'46.325)								
Lap	Seg.1	Seg.2	Seg.3	Seg.4	Lap Time	km/h	Local Time	
1		32.334	20.906	19.761	1'50.271	165,7	12:32'49.522	
2		33.996	31.659	20.866	19.804	1'46.325	271,6	12:34'35.847
3		34.651	31.686	20.798	19.708	1'46.843	273,6	12:36'22.690
4		34.854	31.551	20.849	19.797	1'47.051	277,8	12:38'09.741
5		34.155	31.671	21.010	19.846	1'46.682	276,4	12:39'56.423
6		34.186	31.696	21.131	19.849	1'46.862	270,9	12:41'43.285
7		34.066	31.798	21.141	19.903	1'46.908	272,3	12:43'30.193
8		34.077	31.804	21.070	19.883	1'46.834	268,2	12:45'17.027
9		34.457	31.685	21.043	19.917	1'47.102	269,6	12:47'04.129
10		34.229	32.056	21.220	19.872	1'47.377	270,9	12:48'51.506
11		34.200	31.782	21.213	19.935	1'47.130	270,2	12:50'38.636
12		34.237	32.272	21.044	19.894	1'47.447	267,6	12:52'26.083
13		34.272	32.026	21.181	19.968	1'47.447	271,6	12:54'13.530
14		34.905	32.114	21.289	20.214	1'48.522	265,6	12:56'02.052
15		34.508	32.093	21.273	20.186	1'48.060	271,6	12:57'50.112
16		34.933	32.385	21.322	20.008	1'48.648	259,9	12:59'38.760
17		34.970	32.197	21.316	20.150	1'48.633	260,5	13:01'27.393
Race Time 30'28.142								

7° 94 C. PEROLARI (1'46.441)								
Lap	Seg.1	Seg.2	Seg.3	Seg.4	Lap Time	km/h	Local Time	
1		31.910	21.043	20.114	1'48.302	163,7	12:32'47.553	
2		34.095	31.575	20.948	19.876	1'46.494	263,7	12:34'34.047
3		34.166	31.733	21.064	19.795	1'46.758	270,2	12:36'20.805
4		34.187	31.543	20.939	19.772	1'46.441	271,6	12:38'07.246

09/08/2020 P = Pits In/Out - C = Lap Time Cancelled

These data/results cannot



Portimao 4.592 m

Motul Portuguese Round, 7 - 9 August 2020

Chronological Analysis Race 2

Start at 12:30'59.251

2 / 4

Lap	Seg.1	Seg.2	Seg.3	Seg.4	Lap Time	km/h	Local Time
5	34.239	31.593	20.992	19.785	1'46.609	276,4	12:39'53.855
6	33.971	31.785	21.008	19.931	1'46.695	275,7	12:41'40.550
7	34.144	31.794	21.024	20.001	1'46.963	270,9	12:43'27.513
8	34.396	31.896	21.219	20.008	1'47.519	271,6	12:45'15.032
9	34.478	31.781	21.187	20.118	1'47.564	264,9	12:47'02.596
10	34.304	32.200	21.361	19.885	1'47.750	269,6	12:48'50.346
11	34.525	31.892	21.116	20.878	1'47.611	266,9	12:50'37.957
12	34.274	32.147	21.174	20.099	1'47.694	266,9	12:52'25.651
13	34.151	32.137	21.300	20.171	1'47.759	266,9	12:54'13.410
14	34.675	32.232	21.377	20.234	1'48.518	267,6	12:56'01.928
15	34.439	32.104	21.294	20.266	1'48.103	266,2	12:57'50.031
16	34.786	32.098	21.360	20.225	1'48.469	266,9	12:59'38.500
17	34.925	32.195	21.361	20.457	1'48.938	258,0	13:01'27.438
Race Time 30'28.187							

8° 38 H. SOOMER (1'46.445)							
Lap	Seg.1	Seg.2	Seg.3	Seg.4	Lap Time	km/h	Local Time
1		32.014	20.957	19.900	1'49.451	164,9	12:32'48.702
2	34.127	31.558	21.053	19.707	1'46.445	276,4	12:34'35.147
3	34.511	31.593	20.930	19.880	1'46.914	276,4	12:36'22.061
4	34.297	31.512	20.986	19.872	1'46.667	273,6	12:38'08.728
5	34.265	31.745	21.248	19.943	1'47.201	272,3	12:39'55.929
6	34.911	31.860	21.064	20.041	1'47.876	275,0	12:41'43.805
7	34.297	31.773	21.032	19.990	1'47.092	274,3	12:43'30.897
8	34.444	31.546	21.207	19.907	1'47.104	271,6	12:45'18.001
9	34.434	31.934	21.025	19.985	1'47.378	268,9	12:47'05.379
10	34.359	32.494	21.140	20.129	1'48.122	270,2	12:48'53.501
11	34.468	31.850	21.619	20.130	1'48.067	268,2	12:50'41.568
12	34.339	32.204	21.291	19.981	1'47.815	268,2	12:52'29.383
13	34.239	32.071	21.288	19.957	1'47.555	267,6	12:54'16.938
14	34.417	32.354	21.140	20.061	1'47.972	266,2	12:56'04.910
15	34.455	32.039	21.184	19.950	1'47.628	266,9	12:57'52.538
16	34.397	31.991	21.089	20.026	1'47.503	267,6	12:59'40.041
17	34.416	31.739	21.326	19.993	1'47.474	264,9	13:01'27.515
Race Time 30'28.264							

9° 77 M. PONS (1'46.937)							
Lap	Seg.1	Seg.2	Seg.3	Seg.4	Lap Time	km/h	Local Time
1		32.764	21.114	19.790	1'51.033	168,5	12:32'50.284
2	34.382	31.646	21.129	19.822	1'46.979	274,3	12:34'37.263
3	34.268	31.728	21.127	19.814	1'46.937	270,9	12:36'24.200
4	34.371	31.758	21.027	20.007	1'47.163	272,3	12:38'11.363
5	34.425	31.925	21.082	19.933	1'47.365	272,9	12:39'58.728
6	34.691	31.838	21.062	19.971	1'47.562	277,1	12:41'46.290
7	34.587	31.868	21.237	20.013	1'47.705	268,2	12:43'33.995
8	34.605	31.886	21.157	20.050	1'47.698	269,6	12:45'21.693
9	34.232	31.881	21.070	20.054	1'47.237	268,2	12:47'08.930
10	34.518	31.898	21.068	20.075	1'47.559	265,6	12:48'56.489
11	34.440	31.977	21.120	20.160	1'47.697	265,6	12:50'44.186
12	34.527	32.001	21.120	20.074	1'47.722	264,9	12:52'31.908
13	34.297	31.830	21.231	20.108	1'47.466	265,6	12:54'19.374
14	34.442	31.869	21.094	20.192	1'47.597	264,3	12:56'06.971
15	34.403	32.024	21.191	20.062	1'47.680	264,3	12:57'54.651
16	34.543	32.089	21.220	20.287	1'48.139	263,7	12:59'42.790
17	34.588	32.413	21.433	20.370	1'48.804	259,9	13:01'31.594
Race Time 30'32.343							

10° 61 C. ÖNCÜ (1'47.106)							
Lap	Seg.1	Seg.2	Seg.3	Seg.4	Lap Time	km/h	Local Time
1		32.403	21.139	19.803	1'50.882	177,1	12:32'50.133
2	34.298	31.677	21.223	19.908	1'47.106	278,6	12:34'37.239
3	34.697	31.651	21.078	19.778	1'47.204	266,2	12:36'24.443
4	36.425	31.824	21.027	19.981	1'49.257	275,7	12:38'13.700
5	34.588	32.096	21.032	19.991	1'47.707	268,2	12:40'01.407
6	34.624	31.876	21.121	20.178	1'47.799	275,7	12:41'49.206
7	34.749	31.899	21.376	20.356	1'48.380	264,9	12:43'37.586

11° 56 P. SEBASTYEN (1'47.725)							
Lap	Seg.1	Seg.2	Seg.3	Seg.4	Lap Time	km/h	Local Time
1		32.826	21.110	19.899	1'50.725	172,5	12:32'49.976
2	34.978	31.684	21.155	19.908	1'47.725	272,3	12:34'37.701
3	35.264	31.709	21.050	19.853	1'47.876	275,0	12:36'25.577
4	34.478	32.027	21.175	20.070	1'47.750	270,9	12:38'13.327
5	34.722	31.948	21.108	20.153	1'47.931	269,6	12:40'01.258
6	35.050	31.928	21.254	19.874	1'48.106	263,7	12:41'49.364
7	34.883	32.062	21.200	20.078	1'48.223	269,6	12:43'37.587
8	34.816	32.083	21.227	20.169	1'48.295	266,2	12:45'25.882
9	34.727	32.108	21.242	20.110	1'48.187	263,7	12:47'14.069
10	35.121	32.584	21.206	20.061	1'48.972	263,7	12:49'03.041
11	35.036	32.115	21.676	20.006	1'48.833	262,4	12:50'51.874
12	35.005	32.311	21.378	20.032	1'48.726	260,5	12:52'40.600
13	34.922	32.151	21.265	19.972	1'48.310	267,6	12:54'28.910
14	35.035	32.100	21.389	19.982	1'48.506	255,6	12:56'17.416
15	34.944	32.353	21.204	20.060	1'48.561	263,0	12:58'05.977
16	34.883	32.089	21.258	20.171	1'48.401	261,7	12:59'54.378
17	34.938	33.670	21.246	20.256	1'50.110	255,0	13:01'44.488
Race Time 30'45.237							

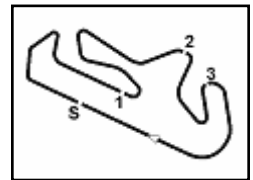
12° 3 R. DE ROSA (1'46.494)							
Lap	Seg.1	Seg.2	Seg.3	Seg.4	Lap Time	km/h	Local Time
1		32.246	20.795	19.838	1'49.851	171,2	12:32'49.102
2	34.008	31.561	21.029	20.121	1'46.719	276,4	12:34'35.821
3	34.095	31.647	20.850	19.902	1'46.494	279,3	12:36'22.315
4	34.899	31.507	20.692	19.798	1'46.896	278,6	12:38'09.211
5	33.788	31.964	20.850	19.995	1'46.597	275,0	12:39'55.808
6	34.073	31.558	20.868	19.998	1'46.497	270,9	12:41'42.305
7	34.120	31.513	21.011	20.059	1'46.703	274,3	12:43'29.008
8	34.351	32.150	20.862	20.068	1'47.431	256,8	12:45'16.439
9	34.200	31.691	20.740	19.910	1'46.541	265,6	12:47'02.980
10	33.852	32.371	21.054	20.040	1'47.317	270,9	12:48'50.297
11	34.206	31.749	20.938	20.290	1'47.183	267,6	12:50'37.480
12	34.221	53.395	21.345	20.105	2'09.066	266,2	12:52'46.546
13	34.374	32.211	21.396	20.021	1'48.002	272,3	12:54'34.548
14	34.482	32.338	21.415	20.049	1'48.284	265,6	12:56'22.832
15	34.393	32.262	21.150	20.161	1'47.966	266,9	12:58'10.798
16	34.456	32.162	21.265	20.428	1'48.311	263,7	12:59'59.109
17	34.615	32.267	21.164	20.364	1'48.410	262,4	13:01'47.519
Race Time 30'48.268							

13° 34 K. MANFREDI (1'47.607)							
Lap	Seg.1	Seg.2	Seg.3	Seg.4	Lap Time	km/h	Local Time
1		32.743	21.381	20.101	1'52.820	172,0	12:32'52.071
2	34.626	31.870	21.143	20.164	1'47.803	270,2	12:34'39.874
3	34.643	31.854	21.142	20.194	1'47.833	264,9	12:36'27.707
4	34.439	31.940	21.099	20.129	1'47.607	263,7	12:38'15.314
5	34.533	32.691	21.407	20.052	1'48.683	264,3	12:40'03.997
6	35.113	31.951	21.355	20.078	1'48.497	268,2	12:41'52.494
7	34.718	32.115	21.457	20.031	1'48.321	266,9	12:43'40.815
8	34.718	32.120	21.950	20.114	1'48.902	263,0	12:45'29.717
9	34.606	32.411	21.398	20.288	1'48.703	265,6	12:47'18.420
10	34.953	32.369	21.277	20.509	1'49.108	258,0	12:49'07.528

09/08/2020 P = Pits In/Out - C = Lap Time Cancelled

These data/results cannot be reproduced, stored and/or transmitted in whole or in part by any manner of electronic, mechanical, photocopying, recording, broadcasting or otherwise now known or herein after developed without the previous express consent by the copyright owner, except for reproduction in daily press and regular printed publications on sale to the public within 60 days of the event related to those data/results and always provided that copyright symbol appears together as follows below.

© DORNA WSBK ORGANIZATION Srl 2020



Motul Portuguese Round, 7 - 9 August 2020

Chronological Analysis Race 2

Portimao 4.592 m

3 / 4

Start at 12:30'59.251

11	35.436	32.206	21.333	20.086	1'49.061	257,4	12:50'56.589	14	34.730	32.185	21.589	20.287	1'48.791	267,6	12:56'23.931
12	34.975	32.498	21.674	20.183	1'49.330	267,6	12:52'45.919	15	34.665	32.010	21.564	20.176	1'48.415	267,6	12:58'12.346
13	34.759	32.264	21.715	19.989	1'48.727	262,4	12:54'34.646	16	34.570	32.192	21.327	20.150	1'48.239	265,6	13:00'00.585
14	34.624	32.209	21.480	19.964	1'48.277	268,9	12:56'22.923	17	34.643	32.523	21.238	20.344	1'48.748	265,6	13:01'49.333
15	34.554	32.157	21.296	19.998	1'48.005	257,4	12:58'10.928								Race Time 30'50.082
16	34.654	32.004	21.328	20.299	1'48.285	261,1	12:59'59.213								
17	34.805	32.217	21.285	20.136	1'48.443	259,2	13:01'47.656								

Race Time 30'48.405

14° 84 L. CRESSON (1'47.456)							
Lap	Seg.1	Seg.2	Seg.3	Seg.4	Lap Time	km/h	Local Time
1		32.885	21.722	20.040	1'53.629	177,6	12:32'52.880
2	34.615	31.959	21.158	19.807	1'47.539	275,7	12:34'40.419
3	34.638	31.887	21.271	19.956	1'47.752	276,4	12:36'28.171
4	34.360	31.911	21.208	19.977	1'47.456	267,6	12:38'15.627
5	34.537	32.278	21.318	20.139	1'48.272	270,9	12:40'03.899
6	34.877	32.095	21.330	20.169	1'48.471	265,6	12:41'52.370
7	34.678	32.152	21.368	20.236	1'48.434	265,6	12:43'40.804
8	34.940	32.216	21.484	20.145	1'48.785	265,6	12:45'29.589
9	34.978	32.577	21.412	20.191	1'49.158	263,7	12:47'18.747
10	34.807	32.485	21.311	20.292	1'48.895	264,3	12:49'07.642
11	35.037	32.310	21.317	20.096	1'48.760	265,6	12:50'56.402
12	34.358	33.013	21.361	20.296	1'49.028	266,9	12:52'45.430
13	34.621	32.190	21.469	20.279	1'48.559	261,7	12:54'33.989
14	34.752	32.355	21.407	20.261	1'48.775	261,7	12:56'22.764
15	35.165	32.177	21.342	20.090	1'48.774	259,9	12:58'11.538
16	34.505	32.119	21.298	20.124	1'48.046	264,9	12:59'59.584
17	34.732	32.212	21.266	20.257	1'48.467	263,0	13:01'48.051

Race Time 30'48.800

15° 9 G. HENDRA PRATAMA (1'47.913)							
Lap	Seg.1	Seg.2	Seg.3	Seg.4	Lap Time	km/h	Local Time
1		33.056	21.544	20.019	1'53.069	185,2	12:32'52.320
2	34.908	31.948	21.163	19.898	1'47.917	267,6	12:34'40.237
3	35.602	32.255	21.377	19.912	1'49.146	280,0	12:36'29.383
4	34.923	32.103	21.286	20.029	1'48.341	275,0	12:38'17.724
5	34.534	32.338	21.631	20.037	1'48.540	275,7	12:40'06.264
6	34.534	32.201	21.330	20.178	1'48.243	270,2	12:41'54.507
7	34.446	32.056	21.245	20.207	1'47.954	268,9	12:43'42.461
8	34.495	31.999	21.365	20.054	1'47.913	272,3	12:45'30.374
9	34.404	32.659	21.463	20.093	1'48.619	270,9	12:47'18.993
10	34.825	32.508	21.361	20.145	1'48.839	265,6	12:49'07.832
11	34.665	32.241	21.328	20.281	1'48.515	275,7	12:50'56.347
12	34.868	32.819	21.594	20.167	1'49.448	267,6	12:52'45.795
13	34.636	32.397	21.396	20.268	1'48.697	267,6	12:54'34.492
14	35.032	32.304	21.513	20.032	1'48.881	259,9	12:56'23.373
15	34.821	32.185	21.494	19.977	1'48.477	268,2	12:58'11.850
16	34.571	32.227	21.360	20.178	1'48.336	265,6	13:00'00.186
17	34.607	32.211	21.290	20.291	1'48.399	263,0	13:01'48.585

Race Time 30'49.334

16° 22 F. FULIGNI (1'47.922)							
Lap	Seg.1	Seg.2	Seg.3	Seg.4	Lap Time	km/h	Local Time
1		32.998	21.627	20.172	1'53.505	177,1	12:32'52.756
2	35.194	32.377	21.268	20.089	1'48.928	274,3	12:34'41.684
3	34.817	32.049	21.671	20.038	1'48.575	274,3	12:36'30.259
4	34.779	32.102	21.375	20.133	1'48.389	270,2	12:38'18.648
5	34.738	32.012	21.393	20.122	1'48.265	273,6	12:40'06.913
6	34.889	32.119	21.429	20.179	1'48.616	269,6	12:41'55.529
7	34.605	32.729	21.396	20.260	1'48.990	272,3	12:43'44.519
8	34.635	31.852	21.244	20.191	1'47.922	263,7	12:45'32.441
9	34.578	32.087	21.324	20.290	1'48.279	266,2	12:47'20.720
10	35.100	32.139	21.149	20.192	1'48.580	266,2	12:49'09.300
11	34.683	31.894	21.107	20.350	1'48.034	268,2	12:50'57.334
12	34.646	32.443	22.316	20.121	1'49.526	268,9	12:52'46.860
13	34.658	32.066	21.419	20.137	1'48.280	271,6	12:54'35.140

17° 52 P. HOBELSBERGER (1'48.276)							
Lap	Seg.1	Seg.2	Seg.3	Seg.4	Lap Time	km/h	Local Time
1		32.853	21.594	19.964	1'53.553	180,0	12:32'52.804
2	35.151	32.161	21.203	19.994	1'48.509	265,6	12:34'41.313
3	34.838	32.217	21.782	19.803	1'48.640	274,3	12:36'29.953
4	34.690	32.311	21.395	19.880	1'48.276	275,0	12:38'18.229
5	34.761	32.187	21.493	19.881	1'48.322	272,3	12:40'06.551
6	35.027	32.252	21.923	19.894	1'49.096	266,9	12:41'55.647
7	34.911	32.567	21.795	19.940	1'49.213	260,5	12:43'44.860
8	34.661	32.270	21.576	19.962	1'48.469	268,9	12:45'33.329
9	34.862	32.624	21.626	19.885	1'48.997	268,9	12:47'22.326
10	34.707	32.493	21.727	19.944	1'48.811	266,9	12:49'11.197
11	34.958	32.506	21.583	20.021	1'49.068	267,6	12:51'00.265
12	35.082	32.848	21.569	19.970	1'49.469	268,2	12:52'49.734
13	34.826	32.356	21.588	20.049	1'48.819	267,6	12:54'38.553
14	34.984	32.260	21.712	20.055	1'49.011	267,6	12:56'27.564
15	34.652	32.319	21.574	20.005	1'48.550	266,2	12:58'16.114
16	34.621	32.511	21.738	20.035	1'48.905	266,2	13:00'05.019
17	34.812	32.535	21.650	20.214	1'49.211	263,7	13:01'54.230

Race Time 30'54.979

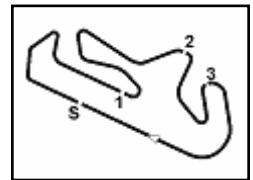
18° 6 M. HERRERA (1'48.136)							
Lap	Seg.1	Seg.2	Seg.3	Seg.4	Lap Time	km/h	Local Time
1		32.977	21.622	20.017	1'53.920	179,1	12:32'53.171
2	35.319	32.109	21.295	19.959	1'48.682	275,7	12:34'41.853
3	34.860	32.233	21.471	19.915	1'48.479	270,9	12:36'30.332
4	36.648	32.904	21.166	20.159	1'50.877	275,7	12:38'21.209
5	34.921	32.144	21.257	20.116	1'48.438	272,3	12:40'09.647
6	34.718	32.205	21.262	20.231	1'48.416	272,9	12:41'58.063
7	34.941	32.103	21.411	20.169	1'48.624	270,2	12:43'46.687
8	34.848	32.105	21.491	19.997	1'48.441	268,9	12:45'35.128
9	34.694	32.065	21.273	20.104	1'48.136	271,6	12:47'23.264
10	34.870	32.423	21.410	20.037	1'48.740	268,2	12:49'12.004
11	35.005	32.243	21.356	20.118	1'48.722	266,2	12:51'00.726
12	34.893	32.820	21.546	19.920	1'49.179	270,2	12:52'49.905
13	34.917	32.324	21.538	20.066	1'48.845	268,2	12:54'38.750
14	34.992	32.495	21.518	20.059	1'49.064	255,6	12:56'27.814
15	34.745	32.417	23.002	20.281	1'50.445	264,3	12:58'18.259
16	35.092	32.544	21.811	20.389	1'49.836	264,3	13:00'08.095
17	35.395	32.645	21.531	20.591	1'50.162	261,1	13:01'58.257

Race Time 30'59.006

19° 47 A. BASSANI (1'46.773)							
Lap	Seg.1	Seg.2	Seg.3	Seg.4	Lap Time	km/h	Local Time
1		32.216	21.182	19.819	1'51.393	177,1	12:32'50.644
2	34.591	31.681	21.121	19.793	1'47.186	275,7	12:34'37.830
3	34.395	31.757	21.034	19.731	1'46.917	280,7	12:36'24.747
4	34.197	31.797	20.958	19.821	1'46.773	277,1	12:38'11.520
5	34.096	31.961	21.049	20.037	1'47.143	274,3	12:39'58.663
6	34.489	31.929	21.082	20.041	1'47.541	272,9	12:41'46.204
7	34.453	31.912	21.218	20.112	1'47.695	268,9	12:43'33.899
8	34.488	31.932	21.170	20.132	1'47.722	271,6	12:45'21.621
9	34.533	49.864	21.592	20.144	2'06.133	266,2	12:47'27.754
10	34.701	32.329	21.325	20.176	1'48.531	266,2	12:49'16.285
11	34.828	32.279	21.383	20.311	1'48.801	264,3	12:51'05.086
12	34.525	32.609	21.329	20.211	1'48.674	268,2	12:52'53.760
13	34.704	32.471	21.479	20.252	1'48.906	268,2	12:54'42.666
14	34.917	32.672	21.575	20.358	1'49.522	263,0	12:56'32.188
15	34.943	32.675	21.508	20.266	1'49.392	261,7	12:58'21.580
16	34.821	32.405	21.480	20.312	1'49.018	261,1	13:00'10.598

09/08/2020 P = Pits In/Out - C = Lap Time Cancelled

These data/results cannot be reproduced, stored and/or transmitted in whole or in part by any manner of electronic, mechanical, photocopying, recording, broadcasting or otherwise now known or herein after developed without the previous express consent by the copyright



Portimao 4.592 m

Motul Portuguese Round, 7 - 9 August 2020

Chronological Analysis Race 2

Start at 12:30'59.251

4 / 4

17 35.013 32.504 21.655 20.462 1'49.634 259,2 13:02'00.232
Race Time 31'00.981

RET 83 L. EPIS (1'47.977)							
Lap	Seg.1	Seg.2	Seg.3	Seg.4	Lap Time	km/h	Local Time
1		32.713	21.365	20.287	1'52.625	181,8	12:32'51.876
2	34.325	32.034	21.312	20.306	1'47.977	270,2	12:34'39.853
3	35.733	32.184	21.488	19.989	1'49.394	266,2	12:36'29.247
4	34.694	32.176	21.122	20.388	1'48.380	269,6	12:38'17.627
Race Time 7'18.376							

20° 25 A. VERDOIA (1'48.171)							
Lap	Seg.1	Seg.2	Seg.3	Seg.4	Lap Time	km/h	Local Time
1		33.201	21.514	20.152	1'52.745	179,1	12:32'51.996
2	34.514	32.099	21.472	20.086	1'48.171	271,6	12:34'40.167
3	35.167	32.218	21.366	19.871	1'48.622	257,4	12:36'28.789
4	34.489	32.318	21.415	20.075	1'48.297	266,2	12:38'17.086
5	34.684	32.663	21.573	20.191	1'49.111	268,9	12:40'06.197
6	34.937	32.380	21.526	20.126	1'48.969	264,9	12:41'55.166
7	34.691	32.871	21.838	20.210	1'49.610	266,2	12:43'44.776
8	35.097	32.679	21.706	20.270	1'49.752	264,3	12:45'34.528
9	34.884	33.052	21.848	20.304	1'50.088	264,3	12:47'24.616
10	35.003	36.184	22.103	20.544	1'53.834	261,1	12:49'18.450
11	35.247	33.261	21.820	20.503	1'50.831	256,2	12:51'09.281
12	34.993	33.436	22.112	20.386	1'50.927	259,9	12:53'00.208
13	35.224	33.013	21.717	20.466	1'50.420	261,7	12:54'50.628
14	35.114	33.033	21.809	20.508	1'50.464	261,1	12:56'41.092
15	34.784	33.795	21.927	20.549	1'51.055	258,0	12:58'32.147
16	34.760	32.693	21.627	20.384	1'49.464	252,6	13:00'21.611
17	34.764	32.984	21.665	20.475	1'49.888	255,0	13:02'11.499
Race Time 31'12.248							

RET 44 L. MAHIAS							
Lap	Seg.1	Seg.2	Seg.3	Seg.4	Lap Time	km/h	Local Time
1		42.815	27.695	32.781	3'09.634P	164,7	12:34'08.885
Race Time 3'09.634							

21° 2 L. MONTELLA (1'49.377)							
Lap	Seg.1	Seg.2	Seg.3	Seg.4	Lap Time	km/h	Local Time
1		33.013	21.420	20.101	1'54.166	180,3	12:32'53.417
2	35.373	33.477	21.526	20.616	1'50.992	274,3	12:34'44.409
3	35.161	32.913	21.503	20.447	1'50.024	267,6	12:36'34.433
4	35.077	32.684	21.422	20.495	1'49.678	266,2	12:38'24.111
5	35.039	32.586	21.435	20.513	1'49.573	267,6	12:40'13.684
6	34.933	32.653	21.526	20.610	1'49.722	266,2	12:42'03.406
7	35.255	32.599	21.976	20.913	1'50.743	262,4	12:43'54.149
8	35.135	33.246	21.636	20.483	1'50.500	261,7	12:45'44.649
9	35.208	33.130	21.611	20.513	1'50.462	261,1	12:47'35.111
10	35.271	32.947	21.589	20.663	1'50.470	260,5	12:49'25.581
11	35.381	33.004	21.472	20.639	1'50.496	261,1	12:51'16.077
12	35.098	32.703	21.372	20.507	1'49.680	261,1	12:53'05.757
13	35.027	32.858	21.425	20.488	1'49.798	262,4	12:54'55.555
14	35.016	33.222	21.568	20.435	1'50.241	260,5	12:56'45.796
15	34.870	32.593	21.520	20.485	1'49.468	260,5	12:58'35.264
16	34.922	32.534	21.317	20.604	1'49.377	258,6	13:00'24.641
17	35.024	32.658	21.503	20.765	1'49.950	255,0	13:02'14.591
Race Time 31'15.340							

22° 99 D. WEBB (1'47.024)							
Lap	Seg.1	Seg.2	Seg.3	Seg.4	Lap Time	km/h	Local Time
1		32.874	21.147	19.730	1'51.625	175,1	12:32'50.876
2	34.493	31.726	21.099	19.706	1'47.024	276,4	12:34'37.900
3	1'02.046	32.900	21.337	20.072	2'16.355	282,2	12:36'54.255
4	34.725	32.288	21.359	20.109	1'48.481	266,9	12:38'42.736
5	34.842	33.434	21.217	20.081	1'49.574	266,2	12:40'32.310
6	34.621	32.697	21.398	20.073	1'48.789	266,2	12:42'21.099
7	34.753	32.549	21.332	20.163	1'48.797	264,3	12:44'09.896
8	34.590	32.296	21.290	20.028	1'48.204	264,3	12:45'58.100
9	34.939	32.045	21.253	20.018	1'48.255	262,4	12:47'46.355
10	34.703	32.403	21.392	20.077	1'48.575	263,0	12:49'34.930
11	34.680	32.312	21.354	20.081	1'48.427	263,7	12:51'23.357
12	34.636	32.944	21.313	19.921	1'48.814	260,5	12:53'12.171
13	34.625	32.395	21.368	20.082	1'48.470	263,7	12:55'00.641
14	35.840	32.427	21.381	20.006	1'49.654	262,4	12:56'50.295
15	34.726	32.418	21.346	19.991	1'48.481	260,5	12:58'38.776
16	34.634	32.458	21.247	20.096	1'48.435	260,5	13:00'27.211
17	34.894	32.850	21.464	20.450	1'49.658	259,9	13:02'16.869
Race Time 31'17.618							

09/08/2020 P = Pits In/Out - C = Lap Time Cancelled

These data/results cannot be reproduced, stored and/or transmitted in whole or in part by any manner of electronic, mechanical, photocopying, recording, broadcasting or otherwise now known or herein after developed without the previous express consent by the copyright owner, except for reproduction in daily press and regular printed publications on sale to the public within 60 days of the event related to those data/results and always provided that copyright symbol appears together as follows below.

© DORNA WSBK ORGANIZATION Srl 2020