

Portimao 4.592 m

1 / 2

## Motul Portuguese Round, 7 - 9 August 2020

### Results Free Practice 2nd Session

No.	Rider	Nat	Team	Bike	Class	Time	Gap	Rel.	Laps	Speed	
										Avg	Max
1	55 A. LOCATELLI	ITA	BARDAHL Evan Bros. WorldSSP Team	Yamaha YZF R6		<b>1'45.598</b>			16	156,548	<b>277,1</b>
2	16 J. CLUZEL	FRA	GMT94 Yamaha	Yamaha YZF R6		<b>1'45.666</b>	0.068	0.068	19	156,448	<b>277,1</b>
3	32 I. VIÑALES	ESP	Kallio Racing	Yamaha YZF R6		<b>1'45.800</b>	0.202	0.134	15	156,250	<b>275,0</b>
4	44 L. MAHIAS	FRA	Kawasaki Puccetti Racing	Kawasaki ZX-6R		<b>1'46.062</b>	0.464	0.262	18	155,864	<b>277,1</b>
5	3 R. DE ROSA	ITA	MV Agusta Reparto Corse	MV Agusta F3 675		<b>1'46.148</b>	0.550	0.086	19	155,737	<b>274,3</b>
6	94 C. PEROLARI	FRA	GMT94 Yamaha	Yamaha YZF R6		<b>1'46.260</b>	0.662	0.112	15	155,573	<b>275,0</b>
7	81 M. GONZALEZ	ESP	Kawasaki ParkinGO Team	Kawasaki ZX-6R		<b>1'46.399</b>	0.801	0.139	17	155,370	<b>275,7</b>
8	38 H. SOOMER	EST	Kallio Racing	Yamaha YZF R6		<b>1'46.423</b>	0.825	0.024	15	155,335	<b>275,0</b>
9	4 S. ODENDAAL	RSA	EAB Ten Kate Racing	Yamaha YZF R6		<b>1'46.505</b>	0.907	0.082	16	155,215	<b>273,6</b>
10	5 P. OETTL	GER	Kawasaki Puccetti Racing	Kawasaki ZX-6R		<b>1'46.522</b>	0.924	0.017	13	155,190	<b>274,3</b>
11	56 P. SEBESTYEN	HUN	OXXO Yamaha Team Toth	Yamaha YZF R6		<b>1'46.945</b>	1.347	0.423	14	154,577	<b>270,9</b>
12	34 K. MANFREDI	ITA	Altoogo Racing Team	Yamaha YZF R6	*	<b>1'47.176</b>	1.578	0.231	13	154,243	<b>268,9</b>
13	61 C. ÖNCÜ	TUR	Turkish Racing Team	Kawasaki ZX-6R		<b>1'47.180</b>	1.582	0.004	15	154,238	<b>275,0</b>
14	99 D. WEBB	GBR	WRP Wepol Racing	Yamaha YZF R6		<b>1'47.325</b>	1.727	0.145	15	154,029	<b>274,3</b>
15	47 A. BASSANI	ITA	Soradis Yamaha Motoxrcing	Yamaha YZF R6	*	<b>1'47.708</b>	2.110	0.383	20	153,482	<b>276,4</b>
16	77 M. PONS	ESP	H43 Team NOBBY	Yamaha YZF R6		<b>1'47.745</b>	2.147	0.037	12	153,429	<b>272,3</b>
17	22 F. FULIGNI	ITA	MV Agusta Reparto Corse	MV Agusta F3 675		<b>1'48.019</b>	2.421	0.274	16	153,040	<b>270,9</b>
18	83 L. EPIS	AUS	MPM Routz Racing Team	Yamaha YZF R6		<b>1'48.459</b>	2.861	0.440	14	152,419	<b>268,9</b>
19	84 L. CRESSON	BEL	OXXO Yamaha Team Toth	Yamaha YZF R6		<b>1'48.572</b>	2.974	0.113	16	152,260	<b>270,9</b>
20	52 P. HOBELSBERGER	GER	Dynavolt Honda	Honda CBR600RR		<b>1'48.829</b>	3.231	0.257	16	151,901	<b>272,9</b>
21	6 M. HERRERA	ESP	Dynavolt Honda	Honda CBR600RR		<b>1'48.984</b>	3.386	0.155	17	151,685	<b>271,6</b>
22	9 G. HENDRA PRATAMA	INA	bLU cRU WorldSSP by MS Racing	Yamaha YZF R6		<b>1'49.117</b>	3.519	0.133	11	151,500	<b>270,2</b>
23	25 A. VERDOÍA	FRA	bLU cRU WorldSSP by MS Racing	Yamaha YZF R6		<b>1'49.438</b>	3.840	0.321	11	151,055	<b>264,9</b>
24	2 L. MONTELLA	ITA	DK MOTORSPORT	Yamaha YZF R6	*	<b>1'50.051</b>	4.453	0.613	16	150,214	<b>268,2</b>
----- Out 107% in this Session -----											
25	12 A. RUIZ CARRANZA	ESP	EMPERADOR Racing Team	Yamaha YZF R6	*				0		

Qualifying Lap Time (107% of 1'45.598): **1'52.991**

\* WorldSSP Challenge

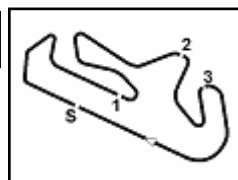
AIR	Humidity:	66%	Temp:	27°C
TRACK	Condition:	Dry	Temp:	43°C

Records	Pole (SP)	2019 F.Caricasulo	1'44.220	158,620	Km/h
	Race (RC)	2010 M.Pirro	1'45.180	157,170	Km/h
	All Times (SP)	2019 F.Caricasulo	1'44.220	158,620	Km/h

Start 07/08/2020 14:00 End 14:46 The results are provisional until the end of the time limit for protests and appeals and the completion of the technical checks.

These data/results cannot be reproduced, stored and/or transmitted in whole or in part by any manner of electronic, mechanical, photocopying, recording, broadcasting or otherwise now known or herein after developed without the previous express consent by the copyright owner, except for reproduction in daily press and regular printed publications on sale to the public within 60 days of the event related to those data/results and always provided that copyright symbol appears together as follows below.

© DORNA WSBK ORGANIZATION Srl 2020



## Motul Portuguese Round, 7 - 9 August 2020

### Results Free Practice 2nd Session

#### Session Highlights

Local Time	No. Rider	Description
14.00.00		Start
14.00.04		WorldSSP Pit Intervention Time: 1min 14secs
14.15.41	55 A. LOCATELLI	Lap Cancelled (1'49.271) - Exceeded Track Limits - Turn 1
14.16.13	25 A. VERDÓIA	Lap Cancelled (1'49.489) - Exceeded Track Limits - Turn 4
14.16.58	2 L. MONTELLA	Lap Cancelled (1'50.525) - Exceeded Track Limits - Turn 4
14.17.21	83 L. EPIS	Lap Cancelled (1'49.387) - Exceeded Track Limits - Turn 4
14.17.51	47 A. BASSANI	Lap Cancelled (1'51.348) - Exceeded Track Limits - Turn 1
14.18.15	6 M. HERRERA	Lap Cancelled (1'57.666) - Exceeded Track Limits - Turn 4
14.18.37	94 C. PEROLARI	Lap Cancelled (2'01.732) - Exceeded Track Limits - Turn 4
14.18.49	9 G. HENDRA PRATAMA	Lap Cancelled (2'04.352) - Exceeded Track Limits - Turn 4
14.19.12	47 A. BASSANI	Lap Cancelled (2'04.024) - Exceeded Track Limits - Turn 1
14.19.34	84 L. CRESSON	Lap Cancelled (2'02.179) - Exceeded Track Limits - Turn 1
14.23.16	94 C. PEROLARI	On Asphalt - Re-Joined - Turn 1
14.25.35	52 P. HOBELSBERGER	Current Lap Cancelled - Exceeded Track Limits - Turn 1
14.27.10	44 L. MAHIAS	Current Lap Cancelled - Exceeded Track Limits - Turn 1
14.27.56	4 S. ODENDAAL	Current Lap Cancelled - Exceeded Track Limits - Turn 4
14.28.57	47 A. BASSANI	Current Lap Cancelled - Exceeded Track Limits - Turn 4
14.29.35	55 A. LOCATELLI	Crashed - Turn 5
14.29.58	55 A. LOCATELLI	Re-joined
14.30.34	5 P. OETTL	Technical Problem - Turn 12
14.32.19	2 L. MONTELLA	Current Lap Cancelled - Exceeded Track Limits - Turn 4
14.35.00	16 J. CLUZEL	Current Lap Cancelled - Exceeded Track Limits - Turn 1
14.35.09	61 C. ÖNCÜ	Current Lap Cancelled - Exceeded Track Limits - Turn 1
14.35.46	16 J. CLUZEL	On Asphalt - Re-Joined - Turn 13
14.38.01	4 S. ODENDAAL	Current Lap Cancelled - Exceeded Track Limits - Turn 4
14.38.09	84 L. CRESSON	Current Lap Cancelled - Exceeded Track Limits - Turn 2
14.38.49	9 G. HENDRA PRATAMA	Current Lap Cancelled - Exceeded Track Limits - Turn 5
14.41.42	47 A. BASSANI	Current Lap Cancelled - Exceeded Track Limits - Turn 2
14.42.37	94 C. PEROLARI	On Asphalt - Re-Joined - Turn 13
14.42.45	9 G. HENDRA PRATAMA	Current Lap Cancelled - Exceeded Track Limits - Turn 4
14.46.44		End Of Session

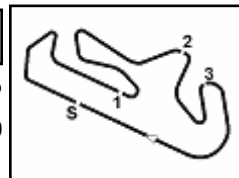
#### Fastest Laps Sequence

No.	Rider	Nat	Team	Bike	Local Time	Time	Gap	Avg
83	L. EPIS	AUS	MPM Routz Racing Team	Yamaha YZF R6	14:03'47.897	<b>1'49.975</b>		150,318
52	P. HOBELSBERGER	GER	Dynavolt Honda	Honda CBR600RR	14:03'51.335	<b>1'49.442</b>	-0.533	151,050
81	M. GONZALEZ	ESP	Kawasaki ParkinGO Team	Kawasaki ZX-6R	14:04'00.537	<b>1'47.292</b>	-2.150	154,077
94	C. PEROLARI	FRA	GMT94 Yamaha	Yamaha YZF R6	14:04'27.593	<b>1'46.875</b>	-0.417	154,678
94	C. PEROLARI	FRA	GMT94 Yamaha	Yamaha YZF R6	14:06'14.239	<b>1'46.646</b>	-0.229	155,010
38	H. SOOMER	EST	Kallio Racing	Yamaha YZF R6	14:06'15.227	<b>1'46.462</b>	-0.184	155,278
44	L. MAHIAS	FRA	Kawasaki Puccetti Racing	Kawasaki ZX-6R	14:06'51.099	<b>1'46.229</b>	-0.233	155,619
16	J. CLUZEL	FRA	GMT94 Yamaha	Yamaha YZF R6	14:07'09.360	<b>1'46.032</b>	-0.197	155,908
55	A. LOCATELLI	ITA	BARDAHL Evan Bros. WorldSSP Team	Yamaha YZF R6	14:07'38.559	<b>1'45.815</b>	-0.217	156,227
16	J. CLUZEL	FRA	GMT94 Yamaha	Yamaha YZF R6	14:08'55.026	<b>1'45.666</b>	-0.149	156,448
55	A. LOCATELLI	ITA	BARDAHL Evan Bros. WorldSSP Team	Yamaha YZF R6	14:42'10.940	<b>1'45.598</b>	-0.068	156,548

Start 07/08/2020 14:00 End 14:46 The results are provisional until the end of the time limit for protests and appeals and the completion of the technical checks.

These data/results cannot be reproduced, stored and/or transmitted in whole or in part by any manner of electronic, mechanical, photocopying, recording, broadcasting or otherwise now known or herein after developed without the previous express consent by the copyright owner, except for reproduction in daily press and regular printed publications on sale to the public within 60 days of the event related to those data/results and always provided that copyright symbol appears together as follows below.

© DORNA WSBK ORGANIZATION Srl 2020



## Motul Portuguese Round, 7 - 9 August 2020

### Free Practices Combined Results after FP2

No.	Rider	Nat	Team	Bike	Class	FP1	FP2	FP3	Time	Gap	Rel.	Avg	LL
1	<b>55 A. LOCATELLI</b>	ITA	BARDAHL Evan Bros. WorldSSP Team	Yamaha YZF R6		1'45.847	<b>1'45.598</b>		<b>1'45.598</b>			156,548	33
2	<b>16 J. CLUZEL</b>	FRA	GMT94 Yamaha	Yamaha YZF R6		1'46.006	<b>1'45.666</b>		<b>1'45.666</b>	0.068	0.068	156,448	35
3	<b>32 I. VIÑALES</b>	ESP	Kallio Racing	Yamaha YZF R6		1'46.834	<b>1'45.800</b>		<b>1'45.800</b>	0.202	0.134	156,250	33
4	<b>44 L. MAHIAS</b>	FRA	Kawasaki Puccetti Racing	Kawasaki ZX-6R		1'46.346	<b>1'46.062</b>		<b>1'46.062</b>	0.464	0.262	155,864	34
5	<b>3 R. DE ROSA</b>	ITA	MV Agusta Reparto Corse	MV Agusta F3 675		1'46.747	<b>1'46.148</b>		<b>1'46.148</b>	0.550	0.086	155,737	35
6	<b>94 C. PEROLARI</b>	FRA	GMT94 Yamaha	Yamaha YZF R6		1'46.306	<b>1'46.260</b>		<b>1'46.260</b>	0.662	0.112	155,573	29
7	<b>81 M. GONZALEZ</b>	ESP	Kawasaki ParkinGO Team	Kawasaki ZX-6R		1'47.870	<b>1'46.399</b>		<b>1'46.399</b>	0.801	0.139	155,370	33
8	<b>38 H. SOOMER</b>	EST	Kallio Racing	Yamaha YZF R6		1'47.166	<b>1'46.423</b>		<b>1'46.423</b>	0.825	0.024	155,335	31
9	<b>4 S. ODENDAAL</b>	RSA	EAB Ten Kate Racing	Yamaha YZF R6		1'46.660	<b>1'46.505</b>		<b>1'46.505</b>	0.907	0.082	155,215	33
10	<b>5 P. OETTL</b>	GER	Kawasaki Puccetti Racing	Kawasaki ZX-6R		1'46.891	<b>1'46.522</b>		<b>1'46.522</b>	0.924	0.017	155,190	31
11	<b>56 P. SEBESTYEN</b>	HUN	OXXO Yamaha Team Toth	Yamaha YZF R6		1'47.189	<b>1'46.945</b>		<b>1'46.945</b>	1.347	0.423	154,577	30
12	<b>34 K. MANFREDI</b>	ITA	Alltogo Racing Team	Yamaha YZF R6	*	1'48.687	<b>1'47.176</b>		<b>1'47.176</b>	1.578	0.231	154,243	28
13	<b>61 C. ÖNCÜ</b>	TUR	Turkish Racing Team	Kawasaki ZX-6R		1'47.755	<b>1'47.180</b>		<b>1'47.180</b>	1.582	0.004	154,238	31
14	<b>99 D. WEBB</b>	GBR	WRP Wepol Racing	Yamaha YZF R6		1'47.991	<b>1'47.325</b>		<b>1'47.325</b>	1.727	0.145	154,029	32
15	<b>47 A. BASSANI</b>	ITA	Soradis Yamaha Motoxrcing	Yamaha YZF R6	*	1'48.904	<b>1'47.708</b>		<b>1'47.708</b>	2.110	0.383	153,482	36
16	<b>77 M. PONS</b>	ESP	H43 Team NOBBY	Yamaha YZF R6		1'47.875	<b>1'47.745</b>		<b>1'47.745</b>	2.147	0.037	153,429	29
17	<b>22 F. FULIGNI</b>	ITA	MV Agusta Reparto Corse	MV Agusta F3 675		1'48.148	<b>1'48.019</b>		<b>1'48.019</b>	2.421	0.274	153,040	33
18	<b>83 L. EPIS</b>	AUS	MPM Routz Racing Team	Yamaha YZF R6		1'49.279	<b>1'48.459</b>		<b>1'48.459</b>	2.861	0.440	152,419	29
19	<b>84 L. CRESSON</b>	BEL	OXXO Yamaha Team Toth	Yamaha YZF R6		<b>1'48.463</b>	1'48.572		<b>1'48.463</b>	2.865	0.004	152,413	30
20	<b>12 A. RUIZ CARRANZA</b>	ESP	EMPERADOR Racing Team	Yamaha YZF R6	*	<b>1'48.804</b>			<b>1'48.804</b>	3.206	0.341	151,936	5
21	<b>52 P. HOBELSBERGER</b>	GER	Dynavolt Honda	Honda CBR600RR		1'49.028	<b>1'48.829</b>		<b>1'48.829</b>	3.231	0.025	151,901	33
22	<b>9 G. HENDRA PRATAMA</b>	INA	bLU cRU WorldSSP by MS Racing	Yamaha YZF R6		<b>1'48.866</b>	1'49.117		<b>1'48.866</b>	3.268	0.037	151,849	26
23	<b>25 A. VERDOÍA</b>	FRA	bLU cRU WorldSSP by MS Racing	Yamaha YZF R6		<b>1'48.900</b>	1'49.438		<b>1'48.900</b>	3.302	0.034	151,802	25
24	<b>6 M. HERRERA</b>	ESP	Dynavolt Honda	Honda CBR600RR		1'50.214	<b>1'48.984</b>		<b>1'48.984</b>	3.386	0.084	151,685	34
25	<b>2 L. MONTELLA</b>	ITA	DK MOTORSPORT	Yamaha YZF R6	*	1'51.389	<b>1'50.051</b>		<b>1'50.051</b>	4.453	1.067	150,214	32

\* WorldSSP Challenge

07/08/2020

These data/results cannot be reproduced, stored and/or transmitted in whole or in part by any manner of electronic, mechanical, photocopying, recording, broadcasting or otherwise now known or herein after developed without the previous express consent by the copyright owner, except for reproduction in daily press and regular printed publications on sale to the public within 60 days of the event related to those data/results and always provided that copyright symbol appears together as follows below.

© DORNA WSBK ORGANIZATION Srl 2020

FICR PERUGIA TIMING



Official Tyre Supplier



Official Timekeeper

## Motul Portuguese Round, 7 - 9 August 2020

### Best Sectors & Speed Free Practice 2nd Session

Portimao 4.592 m

BEST LAP		
1	55 A. LOCATELLI	Yamaha YZF R6 1'45.598
2	16 J. CLUZEL	Yamaha YZF R6 1'45.666
3	32 I. VIÑALES	Yamaha YZF R6 1'45.800
4	44 L. MAHIAS	Kawasaki ZX-6R 1'46.062
5	3 R. DE ROSA	MV Agusta F3 675 1'46.148
6	94 C. PEROLARI	Yamaha YZF R6 1'46.260
7	81 M. GONZALEZ	Kawasaki ZX-6R 1'46.399
8	38 H. SOOMER	Yamaha YZF R6 1'46.423
9	4 S. ODENDAAL	Yamaha YZF R6 1'46.505
10	5 P. OETTL	Kawasaki ZX-6R 1'46.522
11	56 P. SEBESTYEN	Yamaha YZF R6 1'46.945
12	34 K. MANFREDI	Yamaha YZF R6 1'47.176
13	61 C. ÖNCÜ	Kawasaki ZX-6R 1'47.180
14	99 D. WEBB	Yamaha YZF R6 1'47.325
15	47 A. BASSANI	Yamaha YZF R6 1'47.708
16	77 M. PONS	Yamaha YZF R6 1'47.745
17	22 F. FULIGNI	MV Agusta F3 675 1'48.019
18	83 L. EPIS	Yamaha YZF R6 1'48.459
19	84 L. CRESSON	Yamaha YZF R6 1'48.572
20	52 P. HOBELSBERGER	Honda CBR600RR 1'48.829
21	6 M. HERRERA	Honda CBR600RR 1'48.984
22	9 G. HENDRA PRATAMA	Yamaha YZF R6 1'49.117
23	25 A. VERDOÍA	Yamaha YZF R6 1'49.438
24	2 L. MONTELLA	Yamaha YZF R6 1'50.051
25	12 A. RUIZ CARRANZA	Yamaha YZF R6

SPEED		
1	44 L. MAHIAS	Kawasaki ZX-6R 277,1
2	16 J. CLUZEL	Yamaha YZF R6 277,1
3	55 A. LOCATELLI	Yamaha YZF R6 277,1
4	47 A. BASSANI	Yamaha YZF R6 276,4
5	81 M. GONZALEZ	Kawasaki ZX-6R 275,7
6	94 C. PEROLARI	Yamaha YZF R6 275,0
7	38 H. SOOMER	Yamaha YZF R6 275,0
8	61 C. ÖNCÜ	Kawasaki ZX-6R 275,0
9	32 I. VIÑALES	Yamaha YZF R6 275,0
10	99 D. WEBB	Yamaha YZF R6 274,3
11	5 P. OETTL	Kawasaki ZX-6R 274,3
12	3 R. DE ROSA	MV Agusta F3 675 274,3
13	4 S. ODENDAAL	Yamaha YZF R6 273,6
14	52 P. HOBELSBERGER	Honda CBR600RR 272,9
15	77 M. PONS	Yamaha YZF R6 272,9
16	6 M. HERRERA	Honda CBR600RR 271,6
17	56 P. SEBESTYEN	Yamaha YZF R6 270,9
18	84 L. CRESSON	Yamaha YZF R6 270,9
19	22 F. FULIGNI	MV Agusta F3 675 270,9
20	9 G. HENDRA PRATAMA	Yamaha YZF R6 270,2
21	34 K. MANFREDI	Yamaha YZF R6 268,9
22	83 L. EPIS	Yamaha YZF R6 268,9
23	2 L. MONTELLA	Yamaha YZF R6 268,2
24	25 A. VERDOÍA	Yamaha YZF R6 264,9

SEG. 1			SEG. 2			SEG. 3			SEG. 4		
1	55 A. LOCATELLI	33.590	1	55 A. LOCATELLI	31.275	1	32 I. VIÑALES	20.606	1	44 L. MAHIAS	19.697
2	94 C. PEROLARI	33.769	2	16 J. CLUZEL	31.286	2	44 L. MAHIAS	20.668	2	16 J. CLUZEL	19.721
3	16 J. CLUZEL	33.806	3	5 P. OETTL	31.387	3	16 J. CLUZEL	20.670	3	55 A. LOCATELLI	19.733
4	44 L. MAHIAS	33.808	4	32 I. VIÑALES	31.419	4	55 A. LOCATELLI	20.687	4	99 D. WEBB	19.742
5	81 M. GONZALEZ	33.821	5	44 L. MAHIAS	31.464	5	3 R. DE ROSA	20.708	5	81 M. GONZALEZ	19.774
6	3 R. DE ROSA	33.826	6	3 R. DE ROSA	31.468	6	94 C. PEROLARI	20.791	6	32 I. VIÑALES	19.807
7	5 P. OETTL	33.850	7	38 H. SOOMER	31.580	7	38 H. SOOMER	20.807	7	5 P. OETTL	19.836
8	4 S. ODENDAAL	33.908	8	94 C. PEROLARI	31.591	8	4 S. ODENDAAL	20.833	8	77 M. PONS	19.840
9	32 I. VIÑALES	33.927	9	4 S. ODENDAAL	31.633	9	56 P. SEBESTYEN	20.884	9	38 H. SOOMER	19.847
10	38 H. SOOMER	34.076	10	56 P. SEBESTYEN	31.676	10	34 K. MANFREDI	20.934	10	4 S. ODENDAAL	19.853
11	34 K. MANFREDI	34.160	11	81 M. GONZALEZ	31.694	11	5 P. OETTL	20.936	11	94 C. PEROLARI	19.882
12	99 D. WEBB	34.187	12	34 K. MANFREDI	31.734	12	81 M. GONZALEZ	20.943	12	61 C. ÖNCÜ	19.887
13	56 P. SEBESTYEN	34.229	13	99 D. WEBB	31.813	13	99 D. WEBB	21.047	13	47 A. BASSANI	19.905
14	77 M. PONS	34.276	14	61 C. ÖNCÜ	31.849	14	61 C. ÖNCÜ	21.083	14	3 R. DE ROSA	19.943
15	61 C. ÖNCÜ	34.320	15	77 M. PONS	31.865	15	22 F. FULIGNI	21.112	15	34 K. MANFREDI	19.964
16	47 A. BASSANI	34.386	16	47 A. BASSANI	31.947	16	77 M. PONS	21.123	16	56 P. SEBESTYEN	19.967
17	52 P. HOBELSBERGER	34.442	17	22 F. FULIGNI	32.031	17	47 A. BASSANI	21.132	17	52 P. HOBELSBERGER	20.050
18	83 L. EPIS	34.486	18	6 M. HERRERA	32.243	18	83 L. EPIS	21.182	18	22 F. FULIGNI	20.146
19	22 F. FULIGNI	34.546	19	84 L. CRESSON	32.244	19	9 G. HENDRA PRATAMA	21.260	19	84 L. CRESSON	20.150
20	84 L. CRESSON	34.570	20	83 L. EPIS	32.272	20	6 M. HERRERA	21.272	20	25 A. VERDOÍA	20.192
21	9 G. HENDRA PRATAMA	34.719	21	52 P. HOBELSBERGER	32.327	21	84 L. CRESSON	21.308	21	83 L. EPIS	20.262
22	25 A. VERDOÍA	34.772	22	9 G. HENDRA PRATAMA	32.440	22	2 L. MONTELLA	21.377	22	9 G. HENDRA PRATAMA	20.295
23	6 M. HERRERA	34.849	23	2 L. MONTELLA	32.658	23	52 P. HOBELSBERGER	21.483	23	6 M. HERRERA	20.335
24	2 L. MONTELLA	35.067	24	25 A. VERDOÍA	32.713	24	25 A. VERDOÍA	21.639	24	2 L. MONTELLA	20.572

07/08/2020

These data/results cannot be reproduced, stored and/or transmitted in whole or in part by any manner of electronic, mechanical, photocopying, recording, broadcasting or otherwise now known or herein after developed without the previous express consent by the copyright owner, except for reproduction in daily press and regular printed publications on sale to the public within 60 days of the event related to those data/results and always provided that copyright symbol appears together as follows below.

© DORNA WSBK ORGANIZATION Srl 2020

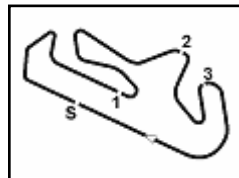
FICR PERUGIA TIMING



Official Tyre Supplier



Official Timekeeper



Portimao 4.592 m

## Motul Portuguese Round, 7 - 9 August 2020

### Ideal Times Free Practice 2nd Session

No.	Rider	Nat	Bike	Seg. 1	Seg. 2	Seg. 3	Seg. 4	Ideal Time				
				Diff. 1	Diff. 2	Diff. 3	Diff. 4	Best Lap	Pos.	Diff.		
1	<b>55 A. LOCATELLI</b>	ITA	Yamaha YZF R6	33.590	31.275 +0.164	20.687	19.733 +0.149	<b>1'45.285</b>	1	0.313		
2	<b>16 J. CLUZEL</b>	FRA	Yamaha YZF R6	33.806 +0.110	31.286 +0.073	20.670	19.721	<b>1'45.483</b>	2	0.183		
3	<b>44 L. MAHIAS</b>	FRA	Kawasaki ZX-6R	33.808 +0.062	31.464 +0.240	20.668 +0.123	19.697	<b>1'45.637</b>	4	0.425		
4	<b>32 I. VIÑALES</b>	ESP	Yamaha YZF R6	33.927	31.419	20.606 +0.041	19.807	<b>1'45.759</b>	3	0.041		
5	<b>3 R. DE ROSA</b>	ITA	MV Agusta F3 675	33.826	31.468 +0.084	20.708 +0.028	19.943 +0.091	<b>1'45.945</b>	5	0.203		
6	<b>5 P. OETTL</b>	GER	Kawasaki ZX-6R	33.850	31.387 +0.270	20.936 +0.028	19.836 +0.215	<b>1'46.009</b>	10	0.513		
7	<b>94 C. PEROLARI</b>	FRA	Yamaha YZF R6	33.769 +0.168	31.591 +0.055	20.791	19.882 +0.004	<b>1'46.033</b>	6	0.227		
8	<b>4 S. ODENDAAL</b>	RSA	Yamaha YZF R6	33.908 +0.184	31.633	20.833 +0.094	19.853	<b>1'46.227</b>	9	0.278		
9	<b>81 M. GONZALEZ</b>	ESP	Kawasaki ZX-6R	33.821 +0.094	31.694 +0.068	20.943	19.774 +0.005	<b>1'46.232</b>	7	0.167		
10	<b>38 H. SOOMER</b>	EST	Yamaha YZF R6	34.076 +0.001	31.580 +0.065	20.807 +0.047	19.847	<b>1'46.310</b>	8	0.113		
11	<b>56 P. SEBESTYEN</b>	HUN	Yamaha YZF R6	34.229 +0.123	31.676	20.884	19.967 +0.066	<b>1'46.756</b>	11	0.189		
12	<b>99 D. WEBB</b>	GBR	Yamaha YZF R6	34.187 +0.142	31.813 +0.279	21.047	19.742 +0.115	<b>1'46.789</b>	14	0.536		
13	<b>34 K. MANFREDI</b>	ITA	Yamaha YZF R6	34.160 +0.259	31.734	20.934 +0.013	19.964 +0.112	<b>1'46.792</b>	12	0.384		
14	<b>77 M. PONS</b>	ESP	Yamaha YZF R6	34.276 +0.206	31.865 +0.042	21.123 +0.072	19.840 +0.321	<b>1'47.104</b>	16	0.641		
15	<b>61 C. ÖNCÜ</b>	TUR	Kawasaki ZX-6R	34.320	31.849 +0.041	21.083	19.887	<b>1'47.139</b>	13	0.041		
16	<b>47 A. BASSANI</b>	ITA	Yamaha YZF R6	34.386 +0.023	31.947 +0.124	21.132 +0.016	19.905 +0.175	<b>1'47.370</b>	15	0.338		
17	<b>22 F. FULIGNI</b>	ITA	MV Agusta F3 675	34.546	32.031 +0.059	21.112 +0.047	20.146 +0.078	<b>1'47.835</b>	17	0.184		
18	<b>83 L. EPIS</b>	AUS	Yamaha YZF R6	34.486	32.272	21.182 +0.257	20.262	<b>1'48.202</b>	18	0.257		
19	<b>84 L. CRESSON</b>	BEL	Yamaha YZF R6	34.570 +0.011	32.244 +0.013	21.308 +0.195	20.150 +0.081	<b>1'48.272</b>	19	0.300		
20	<b>52 P. HOBELSBERGER</b>	GER	Honda CBR600RR	34.442 +0.195	32.327 +0.151	21.483 +0.134	20.050 +0.047	<b>1'48.302</b>	20	0.527		
21	<b>6 M. HERRERA</b>	ESP	Honda CBR600RR	34.849	32.243 +0.153	21.272 +0.132	20.335	<b>1'48.699</b>	21	0.285		
22	<b>9 G. HENDRA PRATAMA</b>	INA	Yamaha YZF R6	34.719 +0.226	32.440 +0.024	21.260	20.295 +0.153	<b>1'48.714</b>	22	0.403		
23	<b>25 A. VERDOÍA</b>	FRA	Yamaha YZF R6	34.772 +0.009	32.713	21.639 +0.071	20.192 +0.042	<b>1'49.316</b>	23	0.122		
24	<b>2 L. MONTELLA</b>	ITA	Yamaha YZF R6	35.067 +0.320	32.658	21.377 +0.056	20.572 +0.001	<b>1'49.674</b>	24	0.377		
	<b>12 A. RUIZ CARRANZA</b>	ESP	Yamaha YZF R6	One or more sectors missing								
<b>Overall Ideal Time</b>				33.590	31.275	20.606	19.697	<b>1'45.168</b>				

07/08/2020

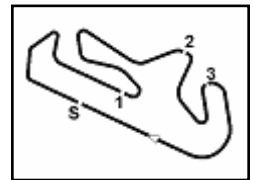
These data/results cannot be reproduced, stored and/or transmitted in whole or in part by any manner of electronic, mechanical, photocopying, recording, broadcasting or otherwise now known or herein after developed without the previous express consent by the copyright owner, except for reproduction in daily press and regular printed publications on sale to the public within 60 days of the event related to those data/results and always provided that copyright symbol appears together as follows below.

© DORNA WSBK ORGANIZATION Srl 2020

FICR PERUGIA TIMING







## Motul Portuguese Round, 7 - 9 August 2020

### Chronological Analysis Free Practice 2nd Session

1° 55 A. LOCATELLI (1'45.598)								4° 44 L. MAHIAS (1'46.062)							
Lap	Seg.1	Seg.2	Seg.3	Seg.4	Lap Time	km/h	Local Time	Lap	Seg.1	Seg.2	Seg.3	Seg.4	Lap Time	km/h	Local Time
1		32.184	21.292	20.123			14:04'03.473	1		33.458	21.776	20.628			14:03'17.921
2	34.760	31.599	22.965	19.947	1'49.271C	275,7	14:05'52.744	2	34.292	31.816	20.809	20.032	1'46.949	269,6	14:05'04.870
3	33.749	31.383	20.881	19.802	1'45.815	273,6	14:07'38.559	3	33.960	<b>31.464</b>	20.779	20.026	1'46.229	271,6	14:06'51.099
4	33.706	31.529	20.816	<b>19.733</b>	1'45.784	272,3	14:09'24.343	4	33.935	31.645	20.793	19.970	1'46.343	270,9	14:08'37.442
5	34.184	31.342	20.806	19.983	1'46.315	270,2	14:11'10.658	5	33.858	31.848	<b>20.668</b>	20.154	1'46.528	270,9	14:10'23.970
6	33.771	31.378	20.864	19.789	1'45.802	271,6	14:12'56.460	6	33.906	31.772	20.717	20.107	1'46.502	268,9	14:12'10.472
7	33.800	31.544	20.931	19.830	1'46.105	272,9	14:14'42.565	7	34.007	31.747	20.788	19.998	1'46.540	268,9	14:13'57.012
8	33.773	<b>31.275</b>	20.858	19.856	1'45.762	272,3	14:16'28.327	8	34.276	31.796	20.913	20.236	1'47.221	270,2	14:15'44.233
9	33.889	31.580	21.062	29.292	1'55.823P	272,9	14:18'24.150	9	33.947	31.741	20.693	20.116	1'46.497	271,6	14:17'30.730
10	7'25.418	31.893	20.933	20.025	8'38.269P		14:27'02.419	10	34.079	31.727	20.865	20.177	1'46.848	270,9	14:19'17.578
11	34.101	31.461	21.134	19.986	1'46.682	272,9	14:28'49.101	11	34.169	31.933	20.799	20.108	1'47.009	270,9	14:21'04.587
12	33.715	1'04.919	22.153	30.261	2'31.048P	272,3	14:31'20.149	12	34.436	31.942	20.969	19.826	1'47.173	270,2	14:22'51.760
13	5'39.987	33.871	22.587	20.687	6'57.132P		14:38'17.281	13	34.301	31.707	20.837	20.966	1'47.811	275,0	14:24'39.571
14	33.877	31.634	32.092	20.458	2'08.061	275,7	14:40'25.419	14	34.661	31.711	20.766	19.948	1'47.086	263,0	14:26'26.657
15	<b>33.590</b>	31.439	<b>20.687</b>	19.882	<b>1'45.598</b>	271,6	14:42'10.940	15	39.301	32.497	21.401	29.468	2'02.667CP	260,5	14:28'29.324
16	33.596	31.442	20.719	19.913	1'45.670	<b>277,1</b>	14:43'56.610	16	10'19.956	37.570	39.149	21.145	11'57.820P		14:40'27.144
17	33.779	31.497	22.138	19.823	1'47.237	273,6	14:45'43.847	17	33.870	31.704	20.791	<b>19.697</b>	<b>1'46.062</b>	268,9	14:42'13.206
								18	34.059	32.017	21.200	19.871	1'47.147	<b>277,1</b>	14:44'00.353
								19	<b>33.808</b>	31.714	20.830	19.896	1'46.248	272,3	14:45'46.601

2° 16 J. CLUZEL (1'45.666)								5° 3 R. DE ROSA (1'46.148)							
Lap	Seg.1	Seg.2	Seg.3	Seg.4	Lap Time	km/h	Local Time	Lap	Seg.1	Seg.2	Seg.3	Seg.4	Lap Time	km/h	Local Time
1		33.302	21.575	20.713			14:03'34.576	1		34.455	21.849	20.376			14:02'45.292
2	35.431	32.504	20.826	19.991	1'48.752	270,9	14:05'23.328	2	34.351	32.087	23.358	20.502	1'50.298	269,6	14:04'35.590
3	34.011	31.539	20.679	19.803	1'46.032	273,6	14:07'09.360	3	34.212	31.969	20.832	20.121	1'47.134	271,6	14:06'22.724
4	33.916	31.359	<b>20.670</b>	<b>19.721</b>	<b>1'45.666</b>	272,9	14:08'55.026	4	34.012	31.821	20.876	20.113	1'46.822	271,6	14:08'09.546
5	33.866	<b>31.286</b>	20.921	19.911	1'45.984	270,9	14:10'41.010	5	34.372	33.038	22.101	31.507	2'01.018P	<b>274,3</b>	14:10'10.564
6	33.853	31.570	20.819	19.824	1'46.066	270,9	14:12'27.076	6	4'08.435	33.581	21.643	20.635	5'24.294P		14:15'34.858
7	35.085	32.362	21.245	20.011	1'48.703	270,9	14:14'15.779	7	34.471	31.990	20.957	20.183	1'47.601	264,9	14:17'22.459
8	33.927	31.608	20.692	19.856	1'46.083	274,3	14:16'01.862	8	34.043	31.919	20.770	20.358	1'47.090	265,6	14:19'09.549
9	<b>33.806</b>	31.763	20.798	19.879	1'46.246	272,9	14:17'48.108	9	34.486	31.769	20.825	20.245	1'47.325	263,7	14:20'56.874
10	33.868	31.480	20.731	19.917	1'45.996	270,2	14:19'34.104	10	34.305	31.804	21.800	21.667	1'49.576	266,2	14:22'46.450
11	33.824	31.669	21.046	19.928	1'46.467	272,9	14:21'20.571	11	34.919	33.241	21.692	30.340	2'00.192P	268,2	14:24'46.642
12	33.905	31.810	20.885	20.071	1'53.671P	272,3	14:23'14.242	12	5'54.865	33.623	21.614	20.391	7'10.493P		14:31'57.135
13	9'23.702	32.778	21.083	20.158	10'37.721P		14:33'51.963	13	33.919	31.542	20.765	<b>19.943</b>	1'46.169	264,9	14:33'43.304
14	37.248	33.060	29.978	20.988	2'01.274C	272,9	14:35'53.237	14	34.007	32.031	21.164	21.314	1'48.516	270,9	14:35'31.820
15	34.150	33.401	21.022	20.189	1'48.762	268,2	14:37'41.999	15	34.205	31.560	<b>20.708</b>	20.197	1'46.670	266,2	14:37'18.490
16	34.145	31.703	20.775	19.902	1'46.525	272,3	14:39'28.524	16	34.063	31.763	38.376	20.300	2'04.502	268,2	14:39'22.992
17	33.980	31.682	20.978	19.931	1'46.571	272,3	14:41'15.095	17	<b>33.826</b>	31.552	20.736	20.034	<b>1'46.148</b>	269,6	14:41'09.140
18	33.901	31.768	20.849	19.946	1'46.464	273,6	14:43'01.559	18	34.043	31.542	20.722	20.097	1'46.404	268,9	14:42'55.544
19	34.170	31.596	20.858	19.916	1'46.540	275,0	14:44'48.099	19	38.430	32.098	20.799	20.220	1'51.547	269,6	14:44'47.091
20	33.972	31.640	20.931	19.870	1'46.413	<b>277,1</b>	14:46'34.512	20	33.839	<b>31.468</b>	20.785	20.085	1'46.177	267,6	14:46'33.268

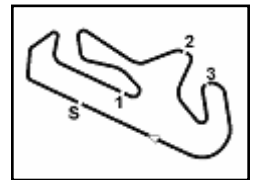
  

3° 32 I. VIÑALES (1'45.800)								6° 94 C. PEROLARI (1'46.260)							
Lap	Seg.1	Seg.2	Seg.3	Seg.4	Lap Time	km/h	Local Time	Lap	Seg.1	Seg.2	Seg.3	Seg.4	Lap Time	km/h	Local Time
1		32.940	21.267	20.374			14:02'54.667	1		33.708	21.404	20.249			14:02'40.718
2	34.437	32.050	20.972	20.216	1'47.675	266,9	14:04'42.342	2	34.230	31.809	20.898	19.938	1'46.875	268,9	14:04'27.593
3	34.479	31.816	20.701	20.150	1'47.146	270,2	14:06'29.488	3	33.920	31.867	20.917	19.942	1'46.646	<b>275,0</b>	14:06'14.239
4	34.187	31.811	20.879	20.126	1'47.003	272,3	14:08'16.491	4	33.785	31.682	20.900	19.929	1'46.296	<b>275,0</b>	14:08'00.535
5	34.036	32.038	21.041	20.160	1'47.275	272,3	14:10'03.766	5	33.887	31.722	20.995	19.937	1'46.541	273,6	14:09'47.076
6	34.233	31.822	20.939	20.137	1'47.131	268,2	14:11'50.897	6	38.142	33.417	22.207	27.966	2'01.732CP	273,6	14:11'48.808
7	34.182	31.805	20.974	20.112	1'47.073	270,9	14:13'37.970	7	11'34.601	32.918	23.243	20.094	12'50.856P		14:24'39.664
8	36.033	32.468	21.348	29.304	1'59.153P	251,4	14:15'37.123	8	34.089	31.744	21.088	19.937	1'46.858	273,6	14:26'26.522
9	12'30.832	38.108	24.397	20.631	13'53.968P		14:29'31.091	9	33.974	33.853	21.204	20.023	1'49.054	272,9	14:28'15.576
10	34.635	32.483	21.185	20.497	1'48.800	264,9	14:31'19.891	10	36.063	38.471	26.943	29.401	2'10.878P	274,3	14:30'26.454
11	34.352	32.017	20.788	28.404	1'55.561P	261,7	14:33'15.452	11	5'32.384	41.418	22.568	20.351	6'56.721P		14:37'23.175
12	4'43.529	33.763	31.352	20.185	6'08.829P		14:39'24.281	12	34.157	33.265	28.838	20.628	1'56.888	270,9	14:39'20.063
13	<b>33.927</b>	<b>31.419</b>	20.647	<b>19.807</b>	<b>1'45.800</b>	270,9	14:41'10.081	13	33.937	31.646	<b>20.791</b>	19.886	<b>1'46.260</b>	272,9	14:41'06.323
14	34.143	31.506	<b>20.606</b>	19.989	1'46.244	273,6	14:42'56.325	14	<b>33.769</b>	31.775	26.621	20.206	1'52.371	272,9	14:42'58.694
15	34.093	31.541	20.760	20.003	1'46.397	<b>275,0</b>	14:44'42.722	15	33.902	31.600	20.843	20.040	1'46.385	274,3	14:44'45.079
16	34.070	31.855	20.867	20.012	1'46.804	270,9	14:46'29.526	16	34.006	<b>31.591</b>	21.002	<b>19.882</b>	1'46.481	272,9	14:46'31.560

07/08/2020 P = Pits In/Out - C = Lap Time Cancelled

These data/results cannot be reproduced, stored and/or transmitted in whole or in part by any manner of electronic, mechanical, photocopying, recording, broadcasting or otherwise now known or herein after developed without the previous express consent by the copyright owner, except for reproduction in daily press and regular printed publications on sale to the public within 60 days of the event related to those data/results and always provided that copyright symbol appears together as follows below.

© DORNA WSBK ORGANIZATION Srl 2020



Portimao 4.592 m

## Motul Portuguese Round, 7 - 9 August 2020

### Chronological Analysis Free Practice 2nd Session

**2 / 4**

7° 81 M. GONZALEZ (1'46.399)							
Lap	Seg.1	Seg.2	Seg.3	Seg.4	Lap Time	km/h	Local Time
1		32.595	22.447	20.092			14:02'13.245
2	34.377	31.985	21.122	19.808	1'47.292	269,6	14:04'00.537
3	34.081	35.942	23.140	19.922	1'53.085	270,2	14:05'53.622
4	34.176	31.724	21.163	19.889	1'46.952	272,3	14:07'40.574
5	34.050	31.981	21.028	19.885	1'46.944	272,3	14:09'27.518
6	34.210	31.846	21.154	27.526	1'54.736P	268,2	14:11'22.254
7	5'54.257	32.429	21.346	20.255	7'08.287P		14:18'30.541
8	34.132	32.012	21.150	<b>19.774</b>	1'47.068	269,6	14:20'17.609
9	34.111	32.078	21.129	19.908	1'47.226	269,6	14:22'04.835
10	34.401	32.197	22.392	29.339	1'58.329P	267,6	14:24'03.164
11	7'52.783	31.999	21.091	19.879	9'05.752P		14:33'08.916
12	33.985	31.700	21.014	19.854	1'46.553	268,9	14:34'55.469
13	33.915	31.762	<b>20.943</b>	19.779	<b>1'46.399</b>	269,6	14:36'41.868
14	33.999	31.757	21.030	19.956	1'46.742	272,3	14:38'28.610
15	33.991	31.728	21.004	19.787	1'46.510	270,2	14:40'15.120
16	34.172	38.032	24.619	20.112	1'56.935	269,6	14:42'12.055
17	34.038	<b>31.694</b>	21.785	22.669	1'50.186	272,9	14:44'02.241
18	<b>33.821</b>	31.736	21.162	19.787	1'46.506	<b>275,7</b>	14:45'48.777

8° 38 H. SOOMER (1'46.423)							
Lap	Seg.1	Seg.2	Seg.3	Seg.4	Lap Time	km/h	Local Time
1		33.445	21.276	19.915			14:02'41.671
2	34.375	31.778	20.892	20.049	1'47.094	273,6	14:04'28.765
3	34.096	31.700	<b>20.807</b>	19.859	1'46.462	<b>275,0</b>	14:06'15.227
4	34.354	32.563	21.004	19.879	1'47.800	264,9	14:08'03.027
5	<b>34.076</b>	<b>31.580</b>	20.963	19.893	1'46.512	272,3	14:09'49.539
6	34.273	32.869	21.655	27.996	1'56.793P	272,9	14:11'46.332
7	5'17.787	32.232	20.915	19.960	6'30.894P		14:18'17.226
8	34.269	31.904	20.840	20.107	1'47.120	268,9	14:20'04.346
9	34.206	32.449	23.940	20.085	1'50.680	268,2	14:21'55.026
10	34.499	31.874	21.310	27.669	1'55.352P	271,6	14:23'50.378
11	8'12.808	32.121	21.623	19.934	9'26.486P		14:33'16.864
12	34.357	31.949	21.015	19.891	1'47.212	269,6	14:35'04.076
13	34.185	31.887	21.308	27.021	1'54.401P	270,9	14:36'58.477
14	4'10.577	31.991	21.011	20.002	5'23.581P		14:42'22.058
15	34.099	31.721	20.827	19.862	1'46.509	269,6	14:44'08.567
16	34.077	31.645	20.854	<b>19.847</b>	<b>1'46.423</b>	270,9	14:45'54.990

9° 4 S. ODENDAAL (1'46.505)							
Lap	Seg.1	Seg.2	Seg.3	Seg.4	Lap Time	km/h	Local Time
1		33.196	21.315	20.394			14:02'35.104
2	34.590	31.909	21.062	20.315	1'47.876	269,6	14:04'22.980
3	34.375	31.881	20.965	20.120	1'47.341	270,9	14:06'10.321
4	34.475	31.781	20.874	20.082	1'47.212	<b>273,6</b>	14:07'57.533
5	34.455	31.758	21.130	20.209	1'47.552	270,2	14:09'45.085
6	38.041	33.192	23.004	20.279	1'54.516	272,9	14:11'39.601
7	34.284	31.968	20.910	20.028	1'47.190	<b>273,6</b>	14:13'26.791
8	35.872	33.255	22.722	28.546	2'00.395P	272,9	14:15'27.186
9	6'38.011	32.369	21.009	20.071	7'51.460P		14:23'18.646
10	34.199	31.835	<b>20.833</b>	19.933	1'46.800	268,9	14:25'05.446
11	34.093	31.793	20.990	20.124	1'47.000	270,9	14:26'52.446
12	34.390	32.818	21.631	28.444	1'57.283CP	272,9	14:28'49.729
13	8'26.645	32.713	21.457	20.168	9'40.983CP		14:38'30.712
14	33.982	31.639	21.058	20.050	1'46.729	270,2	14:40'17.441
15	34.092	<b>31.633</b>	20.927	<b>19.853</b>	<b>1'46.505</b>	<b>273,6</b>	14:42'03.946
16	34.277	35.082	23.595	19.993	1'52.947	271,6	14:43'56.893
17	<b>33.908</b>	31.807	20.901	19.957	1'46.573	272,3	14:45'43.466

10° 5 P. OETTL (1'46.522)							
Lap	Seg.1	Seg.2	Seg.3	Seg.4	Lap Time	km/h	Local Time

1		33.686	21.640	20.154			14:02'41.153
2	34.207	31.700	<b>20.936</b>	20.090	1'46.933	272,9	14:04'28.086
3	33.907	31.783	21.143	20.246	1'47.079	<b>274,3</b>	14:06'15.165
4	33.974	31.564	21.274	20.079	1'46.891	<b>274,3</b>	14:08'02.056
5	<b>33.850</b>	31.657	20.964	20.051	<b>1'46.522</b>	272,3	14:09'48.578
6	34.009	34.798	21.271	20.674	1'50.752	272,3	14:11'39.330
7	34.088	31.793	21.041	19.954	1'46.876	269,6	14:13'26.206
8	36.209	33.300	22.314	28.640	2'00.463P	270,2	14:15'26.669
9	5'58.536	34.603	23.056	21.697	7'17.892P		14:22'44.561
10	34.085	31.761	29.630	20.129	1'55.605	272,3	14:24'40.166
11	34.857	31.702	21.044	19.981	1'47.584	272,9	14:26'27.750
12	33.939	31.728	21.077	20.042	1'46.786	<b>274,3</b>	14:28'14.536
13	38.372	35.089	25.722	20.042	1'54.761	260,5	14:44'01.297
14	34.133	<b>31.387</b>	21.222	<b>19.836</b>	1'46.578	<b>274,3</b>	14:45'47.875

11° 56 P. SEBESTYEN (1'46.945)							
Lap	Seg.1	Seg.2	Seg.3	Seg.4	Lap Time	km/h	Local Time
1		33.449	21.831	20.565			14:02'16.681
2	34.910	32.123	21.095	20.206	1'48.334	265,6	14:04'05.015
3	34.488	31.742	21.857	20.060	1'48.147	268,9	14:05'53.162
4	34.352	<b>31.676</b>	<b>20.884</b>	20.033	<b>1'46.945</b>	<b>270,9</b>	14:07'40.107
5	34.304	31.896	20.993	19.973	1'47.166	268,2	14:09'27.273
6	35.536	31.814	21.021	<b>19.967</b>	1'48.338	265,6	14:11'15.611
7	34.605	32.646	21.746	32.367	2'01.364P	268,9	14:13'16.975
8	8'07.665	33.729	21.731	20.304	9'23.429P		14:22'40.404
9	34.353	40.046	21.789	21.493	1'57.681	266,9	14:24'38.085
10	34.436	32.026	21.068	20.131	1'47.661	266,2	14:26'25.746
11	38.275	31.937	21.107	30.706	2'02.025P	266,2	14:28'27.771
12	10'01.655	35.494	27.514	20.357	11'25.020P		14:39'52.791
13	<b>34.229</b>	36.693	21.251	20.151	1'52.324	266,2	14:41'45.115
14	34.245	31.940	20.992	20.099	1'47.276	267,6	14:43'32.391
15	34.391	31.769	20.899	19.996	1'47.055	268,2	14:45'19.446

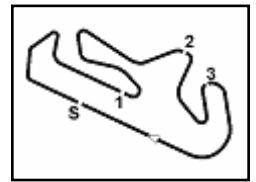
12° 34 K. MANFREDI (1'47.176)							
Lap	Seg.1	Seg.2	Seg.3	Seg.4	Lap Time	km/h	Local Time
1		35.397	21.626	20.378			14:02'55.302
2	34.516	31.967	21.124	20.486	1'48.093	263,7	14:04'43.395
3	34.546	32.099	25.176	27.797	1'59.618P	264,3	14:06'43.013
4	8'04.387	34.317	<b>20.934</b>	20.081	9'19.719P		14:16'02.732
5	34.334	32.129	21.154	20.297	1'47.914	268,2	14:17'50.646
6	36.298	33.864	24.504	27.573	2'02.239P	263,0	14:19'52.885
7	8'59.502	35.354	25.572	26.107	10'26.535P		14:30'19.420
8	36.130	32.192	21.586	20.304	1'50.212	259,2	14:32'09.632
9	34.364	31.986	21.227	<b>19.964</b>	1'47.541	263,7	14:33'57.173
10	34.459	32.298	24.277	29.463	2'00.497P	266,9	14:35'57.670
11	2'51.140	36.236			4'20.282P		14:40'17.952
12	34.526	31.923	23.940	22.351	1'52.740	<b>268,9</b>	14:42'10.692
13	34.419	<b>31.734</b>	20.947	20.076	<b>1'47.176</b>	263,0	14:43'57.868
14	<b>34.160</b>	32.041	20.989	20.252	1'47.442	264,9	14:45'45.310

13° 61 C. ÖNCÜ (1'47.180)							
Lap	Seg.1	Seg.2	Seg.3	Seg.4	Lap Time	km/h	Local Time
1		40.935	21.823	20.113			14:02'42.394
2	36.861	32.285	21.319	19.974	1'50.439	273,6	14:04'32.833
3	34.531	32.090	21.114	20.158	1'47.893	<b>275,0</b>	14:06'20.726
4	37.211	32.200	21.314	20.223	1'50.948	269,6	14:08'11.674
5	34.719	32.102	21.300	20.413	1'48.534	267,6	14:10'00.208
6	34.689	32.249	21.212	20.183	1'48.333	268,2	14:11'48.541
7	37.625	32.270	21.477	20.153	1'51.525	268,9	14:13'40.066
8	35.445	32.348	22.754	28.080	1'58.627P	269,6	14:15'38.693
9	13'14.547	34.842	26.507	25.010	14'40.906P		14:30'19.599
10	35.248	32.250	21.233	20.406	1'49.137	269,6	14:32'08.736
11	34.681	32.224	21.298	20.152	1'48.355	268,2	14:33'57.091

07/08/2020 P = Pits In/Out - C = Lap Time Cancelled

These data/results cannot be reproduced, stored and/or transmitted in whole or in part by any manner of electronic, mechanical, photocopying, recording, broadcasting or otherwise now known or herein after developed without the previous express consent by the copyright owner, except for reproduction in daily press and regular printed publications on sale to the public within 60 days of the event related to those data/results and always provided that copyright symbol appears together as follows below.

© DORNA WSBK ORGANIZATION Srl 2020



Portimao 4.592 m

3 / 4

## Motul Portuguese Round, 7 - 9 August 2020

### Chronological Analysis Free Practice 2nd Session

Lap	Seg.1	Seg.2	Seg.3	Seg.4	Lap Time	km/h	Local Time
12	36.958	32.636	21.690	30.350	2'01.634CP	270,2	14:35'58.725
13	3'30.085	32.167	21.425	20.524	4'44.201P		14:40'42.926
14	<b>34.320</b>	31.890	<b>21.083</b>	<b>19.887</b>	<b>1'47.180</b>	273,6	14:42'30.106
15	34.559	31.928	23.109	21.278	1'50.874	270,9	14:44'20.980
16	34.470	<b>31.849</b>	21.179	20.045	1'47.543	273,6	14:46'08.523

14° 99 D. WEBB (1'47.325)							
Lap	Seg.1	Seg.2	Seg.3	Seg.4	Lap Time	km/h	Local Time
1		40.958	22.872	20.210			14:02'43.320
2	34.944	32.252	21.208	19.948	1'48.352	271,6	14:04'31.672
3	34.520	32.165	21.076	19.961	1'47.722	270,9	14:06'19.399
4	34.329	32.092	<b>21.047</b>	19.857	<b>1'47.325</b>	271,6	14:08'06.719
5	34.449	31.957	21.182	19.845	1'47.433	269,6	14:09'54.152
6	36.691	33.569	27.120	28.744	2'06.124P	270,2	14:12'00.276
7	7'32.065	32.709	21.533	19.934	8'46.241P		14:20'46.517
8	34.585	32.056	21.197	19.851	1'47.689	269,6	14:22'34.206
9	34.584	32.145	21.236	19.967	1'47.932	268,2	14:24'22.138
10	35.753	32.167	21.336	19.958	1'49.214	268,2	14:26'11.352
11	34.877	33.303	22.666	28.616	1'59.462P	273,6	14:28'10.814
12	8'48.873	34.020	21.822	20.136	10'04.851P		14:38'15.665
13	34.638	32.087	21.178	19.896	1'47.799	268,9	14:40'03.464
14	46.628	39.069	24.921	19.769	2'10.387	267,6	14:42'13.851
15	<b>34.187</b>	32.054	21.348	19.884	1'47.473	<b>274,3</b>	14:44'01.324
16	34.409	<b>31.813</b>	21.645	<b>19.742</b>	1'47.609	269,6	14:45'48.933

15° 47 A. BASSANI (1'47.708)							
Lap	Seg.1	Seg.2	Seg.3	Seg.4	Lap Time	km/h	Local Time
1		33.945	22.533	20.294			14:02'44.144
2	34.802	32.310	21.381	20.121	1'48.614	272,9	14:04'32.758
3	34.902	32.169	21.378	20.012	1'48.461	270,9	14:06'21.219
4	34.413	32.174	21.147	20.090	1'47.824	<b>276,4</b>	14:08'09.043
5	37.814	32.297	21.184	20.053	1'51.348C	271,6	14:10'00.391
6	34.744	32.303	21.265	<b>19.905</b>	1'48.217	268,2	14:11'48.608
7	34.409	32.071	21.148	20.080	<b>1'47.708</b>	272,3	14:13'36.316
8	40.005	32.278	22.733	29.008	2'04.024CP	269,6	14:15'40.340
9	7'25.644	32.874	23.825	20.064	8'42.407P		14:24'22.747
10	34.446	32.144	21.192	20.144	1'47.926	272,3	14:26'10.673
11	36.075	33.132	23.649	20.295	1'53.151	270,9	14:28'03.824
12	34.442	32.200	21.296	20.261	1'48.199C	268,2	14:29'52.023
13	35.535	35.079	23.530	20.951	1'55.095	269,6	14:31'47.118
14	34.422	32.282	21.424	20.061	1'48.189	266,9	14:33'35.307
15	<b>34.386</b>	32.156	21.262	20.186	1'47.990	270,2	14:35'23.297
16	40.059	34.990	21.277	20.221	1'56.547	268,9	14:37'19.844
17	34.639	32.308	21.369	20.159	1'48.475	270,2	14:39'08.319
18	34.546	32.026	21.244	20.173	1'47.989	272,3	14:40'56.308
19	38.471	34.362	23.474	24.172	2'00.479C	275,0	14:42'56.787
20	34.662	32.110	21.286	20.200	1'48.258	274,3	14:44'45.045
21	34.588	<b>31.947</b>	<b>21.132</b>	20.395	1'48.062	267,6	14:46'33.107

16° 77 M. PONS (1'47.745)							
Lap	Seg.1	Seg.2	Seg.3	Seg.4	Lap Time	km/h	Local Time
1		32.748	21.211	20.195			14:11'43.065
2	34.800	32.310	21.507	20.261	1'48.878	265,6	14:13'31.943
3	34.660	31.873	21.363	20.113	1'48.009	264,3	14:15'19.952
4	34.363	32.083	21.198	20.294	1'47.938	267,6	14:17'07.890
5	34.717	32.081	<b>21.123</b>	20.270	1'48.191	264,9	14:18'56.081
6	34.564	32.222	21.825	20.435	1'49.046	265,6	14:20'45.127
7	34.725	32.179	21.294	28.435	1'56.633P	264,9	14:22'41.760
8	9'45.135	33.550	21.734	20.288	11'00.707P		14:33'42.467
9	34.494	32.083	21.295	20.210	1'48.082	265,6	14:35'30.549
10	36.278	32.042	21.188	<b>19.840</b>	1'49.348	266,2	14:37'19.897
11	34.455	<b>31.865</b>	21.158	20.424	1'47.902	<b>272,3</b>	14:39'07.799
12	34.482	31.907	21.195	20.161	<b>1'47.745</b>	266,2	14:40'55.544

17° 22 F. FULIGNI (1'48.019)							
Lap	Seg.1	Seg.2	Seg.3	Seg.4	Lap Time	km/h	Local Time
1		33.511	21.597	20.507			14:03'02.763
2	35.157	32.498	21.233	20.378	1'49.266	264,3	14:04'52.029
3	34.769	32.317	21.175	<b>20.146</b>	1'48.407	266,9	14:06'40.436
4	34.840	32.538	21.719	28.335	1'57.432P	269,6	14:08'37.868
5	6'13.977	33.436	21.535	20.433	7'29.381P		14:16'07.249
6	35.067	32.478	21.384	20.482	1'49.411	264,3	14:17'56.660
7	34.912	32.219	21.209	20.352	1'48.692	265,6	14:19'45.352
8	34.807	32.296	22.277	29.137	1'58.517P	264,9	14:21'43.869
9	7'43.852	33.302	21.490	20.388	8'59.032P		14:30'42.901
10	34.913	32.229	21.221	20.347	1'48.710	260,5	14:32'31.611
11	34.646	<b>32.031</b>	21.192	20.166	1'48.035	267,6	14:34'19.646
12	<b>34.546</b>	32.090	21.159	20.224	<b>1'48.019</b>	265,6	14:36'07.665
13	38.123	32.629	21.335	20.756	1'52.843	266,2	14:38'00.508
14	34.737	32.400	21.472	21.117	1'49.726	264,3	14:39'50.234
15	34.600	32.743	21.161	21.754	1'50.258	268,2	14:41'40.492
16	34.826	32.963	23.401	21.237	1'52.427	266,9	14:43'32.919
17	34.638	32.113	<b>21.112</b>	20.429	1'48.292	<b>270,9</b>	14:45'21.211

18° 83 L. EPIS (1'48.459)							
Lap	Seg.1	Seg.2	Seg.3	Seg.4	Lap Time	km/h	Local Time
1		33.113	21.543	20.583			14:01'57.922
2	35.231	32.668	21.476	20.600	1'49.975	262,4	14:03'47.897
3	34.947	32.340	<b>21.182</b>	20.624	1'49.093	262,4	14:05'36.990
4	35.045	32.591	27.325	22.218	1'57.179	264,3	14:07'34.169
5	34.963	32.500	21.272	20.652	1'49.387C	264,9	14:09'23.556
6	35.274	33.100	21.945	28.546	1'58.865P	259,9	14:11'22.421
7	9'33.879	33.098	21.725	20.619	10'49.321P		14:22'11.742
8	35.694	32.666	22.069	20.624	1'51.053	262,4	14:24'02.795
9	34.807	32.343	21.419	20.696	1'49.265	266,2	14:25'52.060
10	35.111	33.719	22.432	29.091	2'00.353P	268,2	14:27'52.413
11	8'38.729	34.598	23.176	20.908	9'57.411P		14:37'49.824
12	35.137	32.522	21.351	20.644	1'49.654	263,0	14:39'39.478
13	34.959	32.503	32.334	20.812	2'00.608	264,3	14:41'40.086
14	34.659	32.333	21.231	20.575	1'48.798	265,6	14:43'28.884
15	<b>34.486</b>	<b>32.272</b>	21.439	<b>20.262</b>	<b>1'48.459</b>	<b>268,9</b>	14:45'17.343

19° 84 L. CRESSON (1'48.572)							
Lap	Seg.1	Seg.2	Seg.3	Seg.4	Lap Time	km/h	Local Time
1		36.314	27.690	20.751			14:02'36.120
2	35.301	32.406	21.781	20.342	1'49.830	266,2	14:04'25.950
3	34.679	32.659	21.517	20.380	1'49.235	267,6	14:06'15.185
4	34.833	32.525	21.315	20.169	1'48.842	268,2	14:08'04.027
5	34.719	32.331	21.524	20.362	1'48.936	266,2	14:09'52.963
6	35.950	32.526	25.752	22.135	1'56.363	264,3	14:11'49.326
7	<b>34.570</b>	32.345	21.469	20.209	1'48.593	269,6	14:13'37.919
8	36.950	34.931	22.486	27.812	2'02.179CP	266,2	14:15'40.098
9	4'55.197	33.625	24.472	20.411	6'13.705P		14:21'53.803
10	34.770	32.507	21.413	20.321	1'49.011	266,9	14:23'42.814
11	36.793	32.843	21.707	27.138	1'58.481P	266,9	14:25'41.295
12	9'43.880	43.820	23.020	20.164	11'10.884P		14:36'52.179
13	42.977	35.865	22.009	20.302	2'01.153C	266,9	14:38'53.332
14	34.794	32.313	21.575	20.251	1'48.933	266,9	14:40'42.265
15	34.742	32.522	<b>21.308</b>	<b>20.150</b>	1'48.722	267,6	14:42'30.987
16	34.654	<b>32.244</b>	<b>21.502</b>	20.349	1'48.749	<b>270,9</b>	14:44'19.736
17	34.581	32.257	21.503	20.231	<b>1'48.572</b>	266,9	14:46'08.308

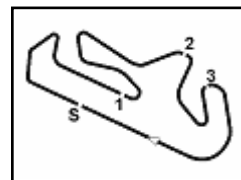
20° 52 P. HOBELBERGER (1'48.829)							
Lap	Seg.1	Seg.2	Seg.3	Seg.4	Lap Time	km/h	Local Time
1		34.638	23.550	20.702			14:02'01.893

07/08/2020 P = Pits In/Out - C = Lap Time Cancelled

These data/results cannot be reproduced, stored and/or transmitted in whole or in part by any manner of electronic, mechanical, photocopying, recording, broadcasting or otherwise now known or herein after developed without the previous express consent by the copyright owner, except for reproduction in daily press and regular printed publications on sale to the public within 60 days of the event related to those data/results and always provided that copyright symbol appears together as follows below.

© DORNA WSBK ORGANIZATION Srl 2020





Portimao 4.592 m

## Motul Portuguese Round, 7 - 9 August 2020

### Chronological Analysis Free Practice 2nd Session

**4 / 4**

2	34.960	32.664	21.716	20.102	1'49.442	263,0	14:03'51.335	9	36.920	33.864	22.180	28.635	2'01.599P	264,3	14:27'52.875
3	<b>34.442</b>	35.291	21.895	20.437	1'52.065	<b>272,9</b>	14:05'43.400	10	7'59.502	36.884	26.375	21.807	9'24.568P		14:37'17.443
4	34.637	32.478	21.617	20.097	<b>1'48.829</b>	267,6	14:07'32.229	11	34.806	42.153	22.577	20.980	2'00.516	261,1	14:39'17.959
5	34.613	32.559	21.764	20.194	1'49.130	270,9	14:09'21.359	12	35.104	33.083	22.093	27.723	1'58.003P	261,1	14:41'15.962
6	36.774	33.435	22.755	20.873	1'53.837	268,9	14:11'15.196								
7	34.753	32.593	21.708	20.070	1'49.124	268,9	14:13'04.320								
8	38.029	33.824	22.573	27.436	2'01.862P	267,6	14:15'06.182								
9	6'32.973	32.915	24.389	20.152	7'50.429P		14:22'56.611								
10	34.868	32.533	21.665	20.174	1'49.240	268,9	14:24'45.851								
11	37.512	33.603	21.944	20.235	1'53.294C	272,3	14:26'39.145								
12	34.880	32.457	<b>21.483</b>	20.090	1'48.910	270,9	14:28'28.055								
13	34.533	33.212	25.298	21.018	1'54.061	268,2	14:30'22.116								
14	34.883	<b>32.327</b>	29.294	29.454	2'05.958P	269,6	14:32'28.074								
15	8'53.107	33.831	34.337	20.931	10'22.206P		14:42'50.280								
16	35.062	32.486	21.548	20.087	1'49.183	264,3	14:44'39.463								
17	34.733	32.450	21.667	<b>20.050</b>	1'48.900	269,6	14:46'28.363								

#### 24° 2 L. MONTELLA (1'50.051)

Lap	Seg.1	Seg.2	Seg.3	Seg.4	Lap Time	km/h	Local Time
1		34.798	22.038	20.866			14:02'46.675
2	36.046	33.095	21.519	20.874	1'51.534	258,6	14:04'38.209
3	35.794	33.121	21.549	20.848	1'51.312	267,6	14:06'29.521
4	35.393	32.875	21.652	20.605	1'50.525	263,7	14:08'20.046
5	35.385	34.093	21.688	21.165	1'52.331	265,6	14:10'12.377
6	35.565	33.119	21.679	20.983	1'51.346	261,7	14:12'03.723
7	35.995	33.319	21.589	20.701	1'51.604	258,6	14:13'55.327
8	36.172	33.039	21.527	31.745	2'02.483P	263,7	14:15'57.810
9	12'08.749	37.742	23.832	20.940	13'31.263P		14:29'29.073
10	35.595	33.025	21.453	20.661	1'50.734	263,0	14:31'19.807
11	<b>35.067</b>	32.760	21.756	20.510	1'50.093C	266,2	14:33'09.900
12	35.451	33.365	21.586	20.670	1'51.072	266,2	14:35'00.972
13	35.440	33.220	21.549	20.596	1'50.805	264,3	14:36'51.777
14	35.511	32.969	<b>21.377</b>	<b>20.572</b>	1'50.429	264,3	14:38'42.206
15	39.378	41.404	24.246	34.211	2'19.239P	262,4	14:41'01.445
16	2'04.711	33.584	21.539	20.664	3'20.498P		14:44'21.943
17	35.387	<b>32.658</b>	21.433	20.573	<b>1'50.051</b>	<b>268,2</b>	14:46'11.994

#### 21° 6 M. HERRERA (1'48.984)

Lap	Seg.1	Seg.2	Seg.3	Seg.4	Lap Time	km/h	Local Time
1		34.181	21.817	20.619			14:02'23.054
2	35.519	32.945	21.707	20.529	1'50.700	265,6	14:04'13.754
3	35.455	32.792	21.557	20.435	1'50.239	267,6	14:06'03.993
4	35.182	32.920	21.492	20.482	1'50.076	267,6	14:07'54.069
5	35.780	32.816	21.640	20.435	1'50.671	266,2	14:09'44.740
6	42.674	32.922	21.561	20.509	1'57.666C	264,3	14:11'42.406
7	35.285	32.969	21.652	30.951	2'00.857P	264,9	14:13'43.263
8	6'03.319	33.027	21.660	20.504	7'18.510P		14:21'01.773
9	35.230	32.575	21.540	20.373	1'49.718	267,6	14:22'51.491
10	35.350	32.448	21.494	20.409	1'49.701	268,9	14:24'41.192
11	35.074	32.357	21.570	20.439	1'49.440	<b>271,6</b>	14:26'30.632
12	35.998	32.390	21.578	29.522	1'59.488P	270,2	14:28'30.120
13	6'53.625	33.188	21.756	20.490	8'09.059P		14:36'39.179
14	35.138	32.438	21.468	20.359	1'49.403	266,9	14:38'28.582
15	35.109	<b>32.243</b>	<b>21.272</b>	20.388	1'49.012	255,6	14:40'17.594
16	35.061	32.362	21.618	20.340	1'49.381	266,9	14:42'06.975
17	35.031	32.678	21.824	22.336	1'51.869	268,2	14:43'58.844
18	<b>34.849</b>	32.396	21.404	<b>20.335</b>	<b>1'48.984</b>	270,2	14:45'47.828

#### 22° 9 G. HENDRA PRATAMA (1'49.117)

Lap	Seg.1	Seg.2	Seg.3	Seg.4	Lap Time	km/h	Local Time
1		34.671	21.993	20.708			14:02'46.883
2	35.102	32.686	21.480	20.480	1'49.748	268,9	14:04'36.631
3	34.943	<b>32.440</b>	21.332	20.475	1'49.190	268,2	14:06'25.821
4	34.945	32.464	<b>21.260</b>	20.448	<b>1'49.117</b>	265,6	14:08'14.938
5	34.857	32.513	21.623	<b>20.295</b>	1'49.288	<b>270,2</b>	14:10'04.226
6	34.964	33.833	22.564	32.991	2'04.352CP	267,6	14:12'08.578
7	22'39.040	33.309	27.347	21.156	24'00.852P		14:36'09.430
8	35.073	32.783	21.608	20.638	1'50.102	265,6	14:37'59.532
9	35.185	32.627	21.244	20.493	1'49.549C	265,6	14:39'49.081
10	34.926	32.611	21.282	20.604	1'49.423	266,2	14:41'38.504
11	<b>34.719</b>	32.548	21.231	20.587	1'49.085C	263,0	14:43'27.589
12	34.799	32.578	21.461	20.387	1'49.225	268,2	14:45'16.814

#### 23° 25 A. VERDOÍA (1'49.438)

Lap	Seg.1	Seg.2	Seg.3	Seg.4	Lap Time	km/h	Local Time
1		33.365	21.990	20.433			14:03'00.157
2	34.936	32.751	22.190	20.410	1'50.287	<b>264,9</b>	14:04'50.444
3	34.925	32.733	<b>21.639</b>	<b>20.192</b>	1'49.489	259,9	14:06'39.933
4	<b>34.772</b>	32.765	21.790	20.429	1'49.756	261,1	14:08'29.689
5	34.847	39.772	22.435	28.648	2'05.702P	261,7	14:10'35.391
6	10'20.431	33.271	22.655	20.296	11'36.653P		14:22'12.044
7	34.974	32.808	21.702	20.310	1'49.794	263,7	14:24'01.838
8	34.781	<b>32.713</b>	21.710	20.234	<b>1'49.438</b>	258,6	14:25'51.276

07/08/2020 P = Pits In/Out - C = Lap Time Cancelled

These data/results cannot be reproduced, stored and/or transmitted in whole or in part by any manner of electronic, mechanical, photocopying, recording, broadcasting or otherwise now known or herein after developed without the previous express consent by the copyright owner, except for reproduction in daily press and regular printed publications on sale to the public within 60 days of the event related to those data/results and always provided that copyright symbol appears together as follows below.

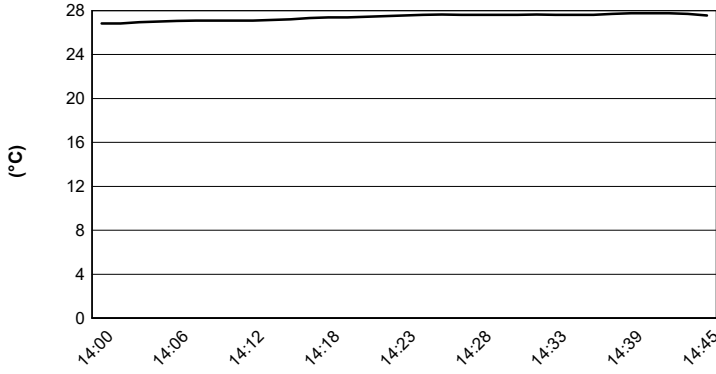
© DORNA WSBK ORGANIZATION Srl 2020

## Motul Portuguese Round, 7 - 9 August 2020

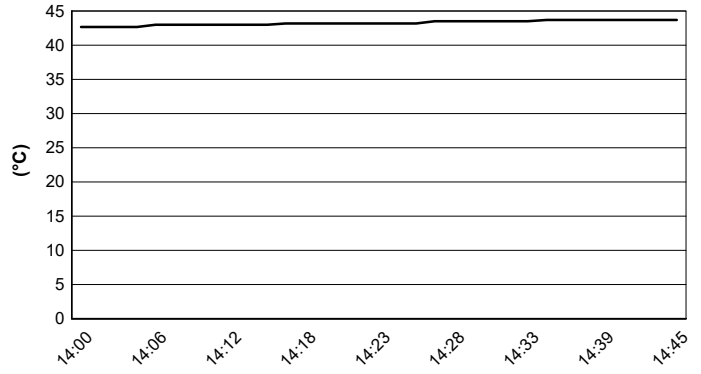
### Weather Report Free Practice 2nd Session

Session started 14:00 - Session ended 14:46


#### Air Temperature



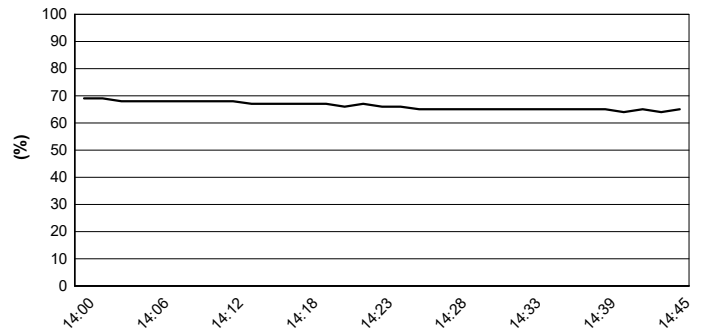
#### Track Temperature



#### Air Pressure



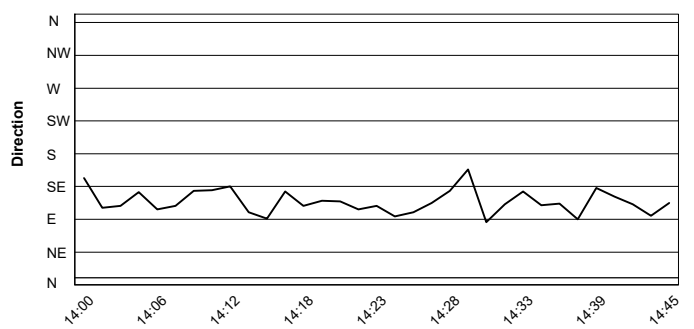
#### Humidity



#### Wind Speed



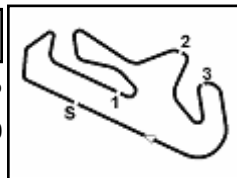
#### Wind Direction



07/08/2020

These data/results cannot be reproduced, stored and/or transmitted in whole or in part by any manner of electronic, mechanical, photocopying, recording, broadcasting or otherwise now known or herein after developed without the previous express consent by the copyright owner, except for reproduction in daily press and regular printed publications on sale to the public within 60 days of the event related to those data/results and always provided that copyright symbol appears together as follows below.

© DORNA WSBK ORGANIZATION Srl 2020



Portimao 4.592 m

## Motul Portuguese Round, 7 - 9 August 2020

### Best Laps & Speeds

No.	Rider Bike	Nat	Best Lap		FP1		FP2												
			LL	SPD	LL	SPD	LL	SPD											
1	<b>55 A. LOCATELLI</b> Yamaha YZF R6	ITA	<b>1'45.598</b>	33 277,1	1'45.847	17 276,4	<b>1'45.598</b>	16 <b>277,1</b>											
2	<b>16 J. CLUZEL</b> Yamaha YZF R6	FRA	<b>1'45.666</b>	35 277,1	1'46.006	16 275,7	<b>1'45.666</b>	19 <b>277,1</b>											
3	<b>32 I. VIÑALES</b> Yamaha YZF R6	ESP	<b>1'45.800</b>	33 275,0	1'46.834	18 271,5	<b>1'45.800</b>	15 <b>275,0</b>											
4	<b>44 L. MAHIAS</b> Kawasaki ZX-6R	FRA	<b>1'46.062</b>	34 277,1	1'46.346	16 271,5	<b>1'46.062</b>	18 <b>277,1</b>											
5	<b>3 R. DE ROSA</b> MV Agusta F3 675	ITA	<b>1'46.148</b>	35 274,3	1'46.747	16 268,8	<b>1'46.148</b>	19 <b>274,3</b>											
6	<b>94 C. PEROLARI</b> Yamaha YZF R6	FRA	<b>1'46.260</b>	29 275,0	1'46.306	14 274,3	<b>1'46.260</b>	15 <b>275,0</b>											
7	<b>81 M. GONZALEZ</b> Kawasaki ZX-6R	ESP	<b>1'46.399</b>	33 275,7	1'47.870	16 273,6	<b>1'46.399</b>	17 <b>275,7</b>											
8	<b>38 H. SOOMER</b> Yamaha YZF R6	EST	<b>1'46.423</b>	31 275,0	1'47.166	16 272,2	<b>1'46.423</b>	15 <b>275,0</b>											
9	<b>4 S. ODENDAAL</b> Yamaha YZF R6	RSA	<b>1'46.505</b>	33 276,4	1'46.660	17 <b>276,4</b>	<b>1'46.505</b>	16 273,6											
10	<b>5 P. OETTL</b> Kawasaki ZX-6R	GER	<b>1'46.522</b>	31 274,3	1'46.891	18 270,2	<b>1'46.522</b>	13 <b>274,3</b>											
11	<b>56 P. SEBESTYEN</b> Yamaha YZF R6	HUN	<b>1'46.945</b>	30 270,9	1'47.189	16 <b>270,9</b>	<b>1'46.945</b>	14 <b>270,9</b>											
12	<b>34 K. MANFREDI</b> Yamaha YZF R6	ITA	<b>1'47.176</b>	28 270,2	1'48.687	15 <b>270,2</b>	<b>1'47.176</b>	13 268,8											
13	<b>61 C. ÖNCÜ</b> Kawasaki ZX-6R	TUR	<b>1'47.180</b>	31 275,0	1'47.755	16 268,8	<b>1'47.180</b>	15 <b>275,0</b>											
14	<b>99 D. WEBB</b> Yamaha YZF R6	GBR	<b>1'47.325</b>	32 274,3	1'47.991	17 272,9	<b>1'47.325</b>	15 <b>274,3</b>											
15	<b>47 A. BASSANI</b> Yamaha YZF R6	ITA	<b>1'47.708</b>	36 276,4	1'48.904	16 270,9	<b>1'47.708</b>	20 <b>276,4</b>											
16	<b>77 M. PONS</b> Yamaha YZF R6	ESP	<b>1'47.745</b>	29 272,2	1'47.875	17 266,2	<b>1'47.745</b>	12 <b>272,2</b>											
17	<b>22 F. FULIGNI</b> MV Agusta F3 675	ITA	<b>1'48.019</b>	33 270,9	1'48.148	17 268,8	<b>1'48.019</b>	16 <b>270,9</b>											
18	<b>83 L. EPIS</b> Yamaha YZF R6	AUS	<b>1'48.459</b>	29 268,8	1'49.279	15 262,3	<b>1'48.459</b>	14 <b>268,8</b>											
19	<b>84 L. CRESSON</b> Yamaha YZF R6	BEL	<b>1'48.463</b>	30 270,9	1'48.463	14 268,8	1'48.572	16 <b>270,9</b>											
20	<b>12 A. RUIZ CARRANZA</b> Yamaha YZF R6	ESP	<b>1'48.804</b>	5 266,9	1'48.804	5 <b>266,9</b>													
21	<b>52 P. HOBELSBERGER</b> Honda CBR600RR	GER	<b>1'48.829</b>	33 272,9	1'49.028	17 270,9	<b>1'48.829</b>	16 <b>272,9</b>											
22	<b>9 G. HENDRA PRATAMA</b> Yamaha YZF R6	INA	<b>1'48.866</b>	26 270,2	1'48.866	15 267,5	1'49.117	11 <b>270,2</b>											
23	<b>25 A. VERDOÏA</b> Yamaha YZF R6	FRA	<b>1'48.900</b>	25 265,5	1'48.900	14 <b>265,5</b>	1'49.438	11 264,9											
24	<b>6 M. HERRERA</b> Honda CBR600RR	ESP	<b>1'48.984</b>	34 271,5	1'50.214	17 261,7	<b>1'48.984</b>	17 <b>271,5</b>											
25	<b>2 L. MONTELLA</b> Yamaha YZF R6	ITA	<b>1'50.051</b>	32 268,2	1'51.389	16 263,6	<b>1'50.051</b>	16 <b>268,2</b>											

07/08/2020

These data/results cannot be reproduced, stored and/or transmitted in whole or in part by any manner of electronic, mechanical, photocopying, recording, broadcasting or otherwise now known or herein after developed without the previous express consent by the copyright owner, except for reproduction in daily press and regular printed publications on sale to the public within 60 days of the event related to those data/results and always provided that copyright symbol appears together as follows below.

© DORNA WSBK ORGANIZATION Srl 2020

FICR PERUGIA TIMING



Official Tyre Supplier



Official Timekeeper