
Motul Portuguese Round, 7 - 9 August 2020
Results Tissot Superpole

Portimao 4.592 m

1 / 2

No.	Rider	Nat	Team	Bike	Class	Time	Gap	Rel.	Laps	Speed	
										Avg	Max
1	55 A. LOCATELLI	ITA	BARDAHL Evan Bros. WorldSSP Team	Yamaha YZF R6		1'44.627			8	158,001	279,3
2	16 J. CLUZEL	FRA	GMT94 Yamaha	Yamaha YZF R6		1'44.853	0.226	0.226	9	157,661	277,8
3	94 C. PEROLARI	FRA	GMT94 Yamaha	Yamaha YZF R6		1'45.233	0.606	0.380	9	157,091	275,7
4	32 I. VIÑALES	ESP	Kallio Racing	Yamaha YZF R6		1'45.301	0.674	0.068	8	156,990	275,7
5	44 L. MAHIAS	FRA	Kawasaki Puccetti Racing	Kawasaki ZX-6R		1'45.367	0.740	0.066	8	156,892	277,1
6	5 P. OETTL	GER	Kawasaki Puccetti Racing	Kawasaki ZX-6R		1'45.461	0.834	0.094	10	156,752	277,8
7	38 H. SOOMER	EST	Kallio Racing	Yamaha YZF R6		1'45.544	0.917	0.083	9	156,629	275,7
8	81 M. GONZALEZ	ESP	Kawasaki ParkinGO Team	Kawasaki ZX-6R		1'45.553	0.926	0.009	8	156,615	275,0
9	3 R. DE ROSA	ITA	MV Agusta Reparto Corse	MV Agusta F3 675		1'45.608	0.981	0.055	10	156,534	273,6
10	4 S. ODENDAAL	RSA	EAB Ten Kate Racing	Yamaha YZF R6		1'45.882	1.255	0.274	10	156,129	277,8
11	56 P. SEBESTYEN	HUN	OXXO Yamaha Team Toth	Yamaha YZF R6		1'46.344	1.717	0.462	8	155,450	277,1
12	99 D. WEBB	GBR	WRP Wepol Racing	Yamaha YZF R6		1'46.361	1.734	0.017	8	155,425	277,1
13	77 M. PONS	ESP	H43 Team NOBBY	Yamaha YZF R6		1'46.405	1.778	0.044	8	155,361	272,9
14	34 K. MANFREDI	ITA	Altoogo Racing Team	Yamaha YZF R6		1'46.455	1.828	0.050	9	155,288	275,0
15	22 F. FULIGNI	ITA	MV Agusta Reparto Corse	MV Agusta F3 675		1'46.542	1.915	0.087	12	155,161	272,9
16	47 A. BASSANI	ITA	Soradis Yamaha Motoxrcing	Yamaha YZF R6		1'46.574	1.947	0.032	9	155,115	273,6
17	61 C. ÖNCÜ	TUR	Turkish Racing Team	Kawasaki ZX-6R		1'46.707	2.080	0.133	8	154,921	282,2
18	52 P. HOBELSBERGER	GER	Dynavolt Honda	Honda CBR600RR		1'47.256	2.629	0.549	11	154,128	275,0
19	25 A. VERDOÍA	FRA	bLU cRU WorldSSP by MS Racing	Yamaha YZF R6		1'47.463	2.836	0.207	8	153,832	272,9
20	84 L. CRESSON	BEL	OXXO Yamaha Team Toth	Yamaha YZF R6		1'47.596	2.969	0.133	10	153,641	273,6
21	9 G. HENDRA PRATAMA	INA	bLU cRU WorldSSP by MS Racing	Yamaha YZF R6		1'47.628	3.001	0.032	9	153,596	275,0
22	83 L. EPIS	AUS	MPM Routz Racing Team	Yamaha YZF R6		1'47.663	3.036	0.035	10	153,546	269,6
23	6 M. HERRERA	ESP	Dynavolt Honda	Honda CBR600RR		1'48.193	3.566	0.530	11	152,794	275,0
24	2 L. MONTELLA	ITA	DK MOTORSPORT	Yamaha YZF R6		1'48.590	3.963	0.397	9	152,235	268,2

 Qualifying Lap Time (107% of 1'44.627): **1'51.952**

* WorldSSP Challenge

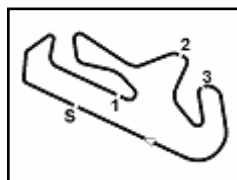
AIR	Humidity:	60%	Temp:	28°C
TRACK	Condition:	Dry	Temp:	39°C

Records	Pole (SP)	2019	F.Caricasulo	1'44.220	158,620	Km/h
	Race (RC)	2010	M.Pirro	1'45.180	157,170	Km/h
	All Times (SP)	2019	F.Caricasulo	1'44.220	158,620	Km/h

Start 08/08/2020 11:40 End 12:07 The results are provisional until the end of the time limit for protests and appeals and the completion of the technical checks.

These data/results cannot be reproduced, stored and/or transmitted in whole or in part by any manner of electronic, mechanical, photocopying, recording, broadcasting or otherwise now known or herein after developed without the previous express consent by the copyright owner, except for reproduction in daily press and regular printed publications on sale to the public within 60 days of the event related to those data/results and always provided that copyright symbol appears together as follows below.

© DORNA WSBK ORGANIZATION Srl 2020



Motul Portuguese Round, 7 - 9 August 2020

Results Tissot Superpole

Session Highlights

Local Time	No. Rider	Description
11.40.00		Start
11.42.00		WorldSBK Works on bikes are allowed
11.44.20	38 H. SOOMER	On Asphalt - Re-Joined - Turn 14
11.45.01	83 L. EPIS	Current Lap Cancelled - Exceeded Track Limits - Turn 1
11.46.56	22 F. FULIGNI	Current Lap Cancelled - Exceeded Track Limits - Turn 4
11.48.53	83 L. EPIS	Current Lap Cancelled - Exceeded Track Limits - Turn 4
11.49.26	2 L. MONTELLA	Current Lap Cancelled - Exceeded Track Limits - Turn 4
11.52.15	84 L. CRESSON	Current Lap Cancelled - Exceeded Track Limits - Turn 1
11.56.24	38 H. SOOMER	Current Lap Cancelled - Exceeded Track Limits - Turn 4
11.56.33	2 L. MONTELLA	Current Lap Cancelled - Exceeded Track Limits - Turn 1
11.57.03	83 L. EPIS	Current Lap Cancelled - Exceeded Track Limits - Turn 1
11.59.10	52 P. HOBELBERGER	On Asphalt - Re-Joined - Turn 14
12.00.00	4 S. ODENDAAL	Current Lap Cancelled - Exceeded Track Limits - Turn 1
12.00.19	2 L. MONTELLA	Current Lap Cancelled - Exceeded Track Limits - Turn 4
12.00.57	81 M. GONZALEZ	Current Lap Cancelled - Exceeded Track Limits - Turn 4
12.01.26	77 M. PONS	Crashed - Turn 5
12.02.59	9 G. HENDRA PRATAMA	On Asphalt - Re-Joined - Turn 8
12.05.06	44 L. MAHIAS	Under Investigation
12.10.21		End Of Session
12.20.01	44 L. MAHIAS	Lap Cancelled (1'44.924) - Art. 1.23.2 (Overtaking under yellow)

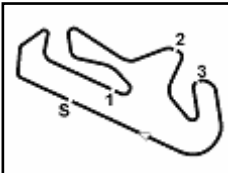
Fastest Laps Sequence

No.	Rider	Nat	Team	Bike	Local Time	Time	Gap	Avg
83	L. EPIS	AUS	MPM Routz Racing Team	Yamaha YZF R6	11:43'37.552	1'48.168		152,829
52	P. HOBELBERGER	GER	Dynavolt Honda	Honda CBR600RR	11:43'46.212	1'47.990	-0.178	153,081
81	M. GONZALEZ	ESP	Kawasaki ParkinGO Team	Kawasaki ZX-6R	11:44'07.219	1'45.959	-2.031	156,015
16	J. CLUZEL	FRA	GMT94 Yamaha	Yamaha YZF R6	11:44'38.897	1'45.382	-0.577	156,869
55	A. LOCATELLI	ITA	BARDAHL Evan Bros. WorldSSP Team	Yamaha YZF R6	11:44'51.416	1'44.627	-0.755	158,001

Start 08/08/2020 11:40 End 12:07 The results are provisional until the end of the time limit for protests and appeals and the completion of the technical checks.

These data/results cannot be reproduced, stored and/or transmitted in whole or in part by any manner of electronic, mechanical, photocopying, recording, broadcasting or otherwise now known or herein after developed without the previous express consent by the copyright owner, except for reproduction in daily press and regular printed publications on sale to the public within 60 days of the event related to those data/results and always provided that copyright symbol appears together as follows below.

© DORNA WSBK ORGANIZATION Srl 2020



Portimao 4.592 m

Motul Portuguese Round, 7 - 9 August 2020

Best Sectors & Speed Tissot Superpole

BEST LAP			
1	55 A. LOCATELLI	Yamaha YZF R6	1'44.627
2	16 J. CLUZEL	Yamaha YZF R6	1'44.853
3	94 C. PEROLARI	Yamaha YZF R6	1'45.233
4	32 I. VIÑALES	Yamaha YZF R6	1'45.301
5	44 L. MAHIAS	Kawasaki ZX-6R	1'45.367
6	5 P. OETTL	Kawasaki ZX-6R	1'45.461
7	38 H. SOOMER	Yamaha YZF R6	1'45.544
8	81 M. GONZALEZ	Kawasaki ZX-6R	1'45.553
9	3 R. DE ROSA	MV Agusta F3 675	1'45.608
10	4 S. ODENDAAL	Yamaha YZF R6	1'45.882
11	56 P. SEBESTYEN	Yamaha YZF R6	1'46.344
12	99 D. WEBB	Yamaha YZF R6	1'46.361
13	77 M. PONS	Yamaha YZF R6	1'46.405
14	34 K. MANFREDI	Yamaha YZF R6	1'46.455
15	22 F. FULIGNI	MV Agusta F3 675	1'46.542
16	47 A. BASSANI	Yamaha YZF R6	1'46.574
17	61 C. ÖNCÜ	Kawasaki ZX-6R	1'46.707
18	52 P. HOBELBERGER	Honda CBR600RR	1'47.256
19	25 A. VERDOÍA	Yamaha YZF R6	1'47.463
20	84 L. CRESSON	Yamaha YZF R6	1'47.596
21	9 G. HENDRA PRATAMA	Yamaha YZF R6	1'47.628
22	83 L. EPIS	Yamaha YZF R6	1'47.663
23	6 M. HERRERA	Honda CBR600RR	1'48.193
24	2 L. MONTELLA	Yamaha YZF R6	1'48.590

SPEED			
1	61 C. ÖNCÜ	Kawasaki ZX-6R	282,2
2	55 A. LOCATELLI	Yamaha YZF R6	279,3
3	4 S. ODENDAAL	Yamaha YZF R6	277,8
4	5 P. OETTL	Kawasaki ZX-6R	277,8
5	16 J. CLUZEL	Yamaha YZF R6	277,8
6	44 L. MAHIAS	Kawasaki ZX-6R	277,1
7	56 P. SEBESTYEN	Yamaha YZF R6	277,1
8	99 D. WEBB	Yamaha YZF R6	275,7
9	94 C. PEROLARI	Yamaha YZF R6	275,7
10	32 I. VIÑALES	Yamaha YZF R6	275,7
11	38 H. SOOMER	Yamaha YZF R6	275,7
12	9 G. HENDRA PRATAMA	Yamaha YZF R6	275,0
13	34 K. MANFREDI	Yamaha YZF R6	275,0
14	52 P. HOBELBERGER	Kawasaki ZX-6R	275,0
15	81 M. GONZALEZ	Kawasaki ZX-6R	275,0
16	6 M. HERRERA	Honda CBR600RR	273,6
17	3 R. DE ROSA	MV Agusta F3 675	273,6
18	47 A. BASSANI	Yamaha YZF R6	273,6
19	84 L. CRESSON	Yamaha YZF R6	272,9
20	22 F. FULIGNI	MV Agusta F3 675	272,9
21	25 A. VERDOÍA	Yamaha YZF R6	272,9
22	77 M. PONS	Yamaha YZF R6	269,6
23	83 L. EPIS	Yamaha YZF R6	268,2
24	2 L. MONTELLA	Yamaha YZF R6	268,2

SEG. 1		
1	55 A. LOCATELLI	33.437
2	32 I. VIÑALES	33.522
3	16 J. CLUZEL	33.549
4	5 P. OETTL	33.586
5	44 L. MAHIAS	33.631
6	94 C. PEROLARI	33.639
7	3 R. DE ROSA	33.690
8	77 M. PONS	33.787
9	38 H. SOOMER	33.817
10	4 S. ODENDAAL	33.820
11	81 M. GONZALEZ	33.880
12	34 K. MANFREDI	33.927
13	47 A. BASSANI	34.103
14	99 D. WEBB	34.118
15	56 P. SEBESTYEN	34.124
16	22 F. FULIGNI	34.142
17	83 L. EPIS	34.225
18	52 P. HOBELBERGER	34.239
19	61 C. ÖNCÜ	34.239
20	25 A. VERDOÍA	34.273
21	9 G. HENDRA PRATAMA	34.312
22	84 L. CRESSON	34.373
23	6 M. HERRERA	34.607
24	2 L. MONTELLA	34.727

SEG. 2		
1	55 A. LOCATELLI	30.989
2	44 L. MAHIAS	31.039
3	16 J. CLUZEL	31.108
4	3 R. DE ROSA	31.154
5	5 P. OETTL	31.254
6	94 C. PEROLARI	31.289
7	81 M. GONZALEZ	31.311
8	4 S. ODENDAAL	31.356
9	38 H. SOOMER	31.367
10	56 P. SEBESTYEN	31.398
11	32 I. VIÑALES	31.415
12	77 M. PONS	31.502
13	22 F. FULIGNI	31.522
14	99 D. WEBB	31.550
15	47 A. BASSANI	31.565
16	61 C. ÖNCÜ	31.568
17	34 K. MANFREDI	31.599
18	52 P. HOBELBERGER	31.843
19	25 A. VERDOÍA	31.854
20	84 L. CRESSON	31.885
21	83 L. EPIS	31.893
22	6 M. HERRERA	31.955
23	9 G. HENDRA PRATAMA	32.059
24	2 L. MONTELLA	32.191

SEG. 3		
1	44 L. MAHIAS	20.429
2	16 J. CLUZEL	20.511
3	3 R. DE ROSA	20.534
4	55 A. LOCATELLI	20.557
5	32 I. VIÑALES	20.577
6	38 H. SOOMER	20.657
7	94 C. PEROLARI	20.679
8	81 M. GONZALEZ	20.708
9	5 P. OETTL	20.756
10	22 F. FULIGNI	20.766
11	4 S. ODENDAAL	20.788
12	47 A. BASSANI	20.877
13	56 P. SEBESTYEN	20.877
14	61 C. ÖNCÜ	20.890
15	77 M. PONS	20.963
16	34 K. MANFREDI	20.975
17	99 D. WEBB	20.981
18	83 L. EPIS	21.111
19	9 G. HENDRA PRATAMA	21.151
20	2 L. MONTELLA	21.156
21	25 A. VERDOÍA	21.163
22	6 M. HERRERA	21.185
23	84 L. CRESSON	21.231
24	52 P. HOBELBERGER	21.257

SEG. 4		
1	55 A. LOCATELLI	19.549
2	94 C. PEROLARI	19.570
3	61 C. ÖNCÜ	19.604
4	16 J. CLUZEL	19.618
5	38 H. SOOMER	19.618
6	99 D. WEBB	19.642
7	44 L. MAHIAS	19.643
8	81 M. GONZALEZ	19.654
9	4 S. ODENDAAL	19.660
10	5 P. OETTL	19.660
11	32 I. VIÑALES	19.722
12	52 P. HOBELBERGER	19.734
13	56 P. SEBESTYEN	19.737
14	3 R. DE ROSA	19.740
15	77 M. PONS	19.816
16	34 K. MANFREDI	19.824
17	25 A. VERDOÍA	19.873
18	47 A. BASSANI	19.879
19	22 F. FULIGNI	19.905
20	84 L. CRESSON	19.943
21	9 G. HENDRA PRATAMA	19.953
22	6 M. HERRERA	20.143
23	83 L. EPIS	20.244
24	2 L. MONTELLA	20.247

08/08/2020

These data/results cannot be reproduced, stored and/or transmitted in whole or in part by any manner of electronic, mechanical, photocopying, recording, broadcasting or otherwise now known or herein after developed without the previous express consent by the copyright owner, except for reproduction in daily press and regular printed publications on sale to the public within 60 days of the event related to those data/results and always provided that copyright symbol appears together as follows below.

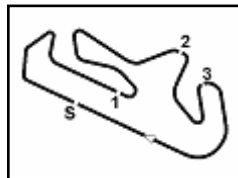
© DORNA WSBK ORGANIZATION Srl 2020

FICR PERUGIA TIMING


Official Tyre Supplier



Official Timekeeper



Portimao 4.592 m

Motul Portuguese Round, 7 - 9 August 2020

Ideal Times Tissot Superpole

No.	Rider	Nat	Bike	Seg. 1	Seg. 2	Seg. 3	Seg. 4	Ideal Time			
				Diff. 1	Diff. 2	Diff. 3	Diff. 4	Best Lap	Pos.	Diff.	
1	55 A. LOCATELLI	ITA	Yamaha YZF R6	33.437	30.989	20.557	19.549	1'44.532			
							+0.095	1'44.627	1	0.095	
2	44 L. MAHIAS	FRA	Kawasaki ZX-6R	33.631	31.039	20.429	19.643	1'44.742			
				+0.189	+0.195	+0.220	+0.021	1'45.367	5	0.625	
3	16 J. CLUZEL	FRA	Yamaha YZF R6	33.549	31.108	20.511	19.618	1'44.786			
				+0.067				1'44.853	2	0.067	
4	3 R. DE ROSA	ITA	MV Agusta F3 675	33.690	31.154	20.534	19.740	1'45.118			
				+0.066	+0.205		+0.219	1'45.608	9	0.490	
5	94 C. PEROLARI	FRA	Yamaha YZF R6	33.639	31.289	20.679	19.570	1'45.177			
				+0.056				1'45.233	3	0.056	
6	32 I. VIÑALES	ESP	Yamaha YZF R6	33.522	31.415	20.577	19.722	1'45.236			
						+0.039	+0.026	1'45.301	4	0.065	
7	5 P. OETTL	GER	Kawasaki ZX-6R	33.586	31.254	20.756	19.660	1'45.256			
						+0.205		1'45.461	6	0.205	
8	38 H. SOOMER	EST	Yamaha YZF R6	33.817	31.367	20.657	19.618	1'45.459			
						+0.027	+0.058	1'45.544	7	0.085	
9	81 M. GONZALEZ	ESP	Kawasaki ZX-6R	33.880	31.311	20.708	19.654	1'45.553			
								1'45.553	8		
10	4 S. ODENDAAL	RSA	Yamaha YZF R6	33.820	31.356	20.788	19.660	1'45.624			
				+0.156		+0.030	+0.072	1'45.882	10	0.258	
11	77 M. PONS	ESP	Yamaha YZF R6	33.787	31.502	20.963	19.816	1'46.068			
				+0.244	+0.093			1'46.405	13	0.337	
12	56 P. SEBESTYEN	HUN	Yamaha YZF R6	34.124	31.398	20.877	19.737	1'46.136			
					+0.057	+0.065	+0.086	1'46.344	11	0.208	
13	99 D. WEBB	GBR	Yamaha YZF R6	34.118	31.550	20.981	19.642	1'46.291			
				+0.001		+0.069		1'46.361	12	0.070	
14	61 C. ÖNCÜ	TUR	Kawasaki ZX-6R	34.239	31.568	20.890	19.604	1'46.301			
					+0.234	+0.172		1'46.707	17	0.406	
15	34 K. MANFREDI	ITA	Yamaha YZF R6	33.927	31.599	20.975	19.824	1'46.325			
					+0.130			1'46.455	14	0.130	
16	22 F. FULIGNI	ITA	MV Agusta F3 675	34.142	31.522	20.766	19.905	1'46.335			
				+0.005	+0.144	+0.028	+0.030	1'46.542	15	0.207	
17	47 A. BASSANI	ITA	Yamaha YZF R6	34.103	31.565	20.877	19.879	1'46.424			
					+0.150			1'46.574	16	0.150	
18	52 P. HOBELSBERGER	GER	Honda CBR600RR	34.239	31.843	21.257	19.734	1'47.073			
				+0.056	+0.126	+0.001		1'47.256	18	0.183	
19	25 A. VERDOÑA	FRA	Yamaha YZF R6	34.273	31.854	21.163	19.873	1'47.163			
						+0.148	+0.152	1'47.463	19	0.300	
20	84 L. CRESSON	BEL	Yamaha YZF R6	34.373	31.885	21.231	19.943	1'47.432			
				+0.095			+0.069	1'47.596	20	0.164	
21	83 L. EPIS	AUS	Yamaha YZF R6	34.225	31.893	21.111	20.244	1'47.473			
				+0.132	+0.005	+0.053		1'47.663	22	0.190	
22	9 G. HENDRA PRATAMA	INA	Yamaha YZF R6	34.312	32.059	21.151	19.953	1'47.475			
					+0.092	+0.054	+0.007	1'47.628	21	0.153	
23	6 M. HERRERA	ESP	Honda CBR600RR	34.607	31.955	21.185	20.143	1'47.890			
				+0.257			+0.046	1'48.193	23	0.303	
24	2 L. MONTELLA	ITA	Yamaha YZF R6	34.727	32.191	21.156	20.247	1'48.321			
				+0.054	+0.120		+0.095	1'48.590	24	0.269	
Overall Ideal Time				33.437	30.989	20.429	19.549	1'44.404			

08/08/2020

These data/results cannot be reproduced, stored and/or transmitted in whole or in part by any manner of electronic, mechanical, photocopying, recording, broadcasting or otherwise now known or herein after developed without the previous express consent by the copyright owner, except for reproduction in daily press and regular printed publications on sale to the public within 60 days of the event related to those data/results and always provided that copyright symbol appears together as follows below.

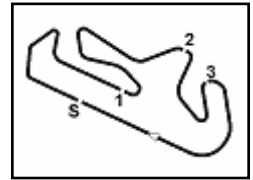
© DORNA WSBK ORGANIZATION Srl 2020

PIRELLI PERUGIA TIMING


Official Tyre Supplier



Official Timekeeper



Motul Portuguese Round, 7 - 9 August 2020

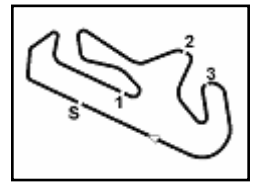
Chronological Analysis Tissot Superpole

1° 55 A. LOCATELLI (1'44.627)								6° 5 P. OETTL (1'45.461)							
Lap	Seg.1	Seg.2	Seg.3	Seg.4	Lap Time	km/h	Local Time	Lap	Seg.1	Seg.2	Seg.3	Seg.4	Lap Time	km/h	Local Time
1		31.619	20.995	19.549			11:43'06.789	1		40.286	34.118	24.040			11:42'56.838
2	33.437	30.989	20.557	19.644	1'44.627	271,6	11:44'51.416	2	34.228	32.264	23.554	20.114	1'50.160	270,2	11:44'46.998
3	33.680	31.227	21.902	19.769	1'46.578	276,4	11:46'37.994	3	33.586	31.254	20.961	19.660	1'45.461	275,7	11:46'32.459
4	33.719	31.294	20.877	19.620	1'45.510	277,8	11:48'23.504	4	35.132	31.432	20.756	28.370	1'55.690P	276,4	11:48'28.149
5	33.476	31.081	20.762	19.667	1'44.986	276,4	11:50'08.490	5	2'41.038	31.467	20.963	19.762	3'53.230P		11:52'21.379
6	36.888	32.170	21.158	29.568	1'59.784P	279,3	11:52'08.274	6	33.878	31.517	20.819	19.857	1'46.071	268,9	11:54'07.450
7	9'43.585	31.486	20.834	19.698	10'55.603P		12:03'03.877	7	35.522	32.391	21.730	27.184	1'56.827P	270,2	11:56'04.277
8	33.514	31.068	20.735	19.580	1'44.897	272,9	12:04'48.774	8	3'27.250	38.685	29.266	20.012	4'55.213P		12:00'59.490
9	33.506	31.142	20.794	19.573	1'45.015	277,8	12:06'33.789	9	37.947	31.417	20.831	19.717	1'49.912	268,2	12:02'49.402
								10	33.682	31.385	20.805	19.955	1'45.827	277,8	12:04'35.229
								11	39.392	32.237	21.551	20.236	1'53.416	273,6	12:06'28.645
2° 16 J. CLUZEL (1'44.853)								7° 38 H. SOOMER (1'45.544)							
Lap	Seg.1	Seg.2	Seg.3	Seg.4	Lap Time	km/h	Local Time	Lap	Seg.1	Seg.2	Seg.3	Seg.4	Lap Time	km/h	Local Time
1		39.109	23.352	21.988			11:42'53.515	1		32.140	21.989	20.170			11:42'22.511
2	33.832	31.343	20.548	19.659	1'45.382	275,0	11:44'38.897	2	35.003	31.738			1'54.964	275,0	11:44'17.475
3	33.549	31.390	23.855	19.869	1'48.663	277,8	11:46'27.560	3	34.088	31.396	20.771	19.618	1'45.873	273,6	11:46'03.348
4	33.653	31.334	20.566	19.674	1'45.217	277,1	11:48'12.777	4	44.415	32.263	21.148	26.838	2'04.664P	275,7	11:48'08.012
5	35.618	32.181	21.078	26.763	1'55.640P	275,0	11:50'08.417	5	4'15.039	32.033	20.915	19.744	5'27.731P		11:53'35.743
6	5'26.336	32.531	20.937	20.120	6'39.924P		11:56'48.341	6	33.867	31.468	20.657	19.686	1'45.678	273,6	11:55'21.421
7	33.717	31.230	20.520	19.660	1'45.127	271,6	11:58'33.468	7	37.301	31.887	20.837	26.509	1'56.534CP	272,9	11:57'17.955
8	33.787	33.927	21.166	26.819	1'55.699P	275,0	12:00'29.167	8	3'44.654	32.781	21.531	19.847	4'58.813P		12:02'16.768
9	1'38.915	32.262	21.069	19.929	2'52.175P		12:03'21.342	9	33.817	31.367	20.684	19.676	1'45.544	270,9	12:04'02.312
10	33.616	31.108	20.511	19.618	1'44.853	275,0	12:05'06.195	10	33.926	32.805	24.894	20.210	1'51.835	274,3	12:05'54.147
3° 94 C. PEROLARI (1'45.233)								8° 81 M. GONZALEZ (1'45.553)							
Lap	Seg.1	Seg.2	Seg.3	Seg.4	Lap Time	km/h	Local Time	Lap	Seg.1	Seg.2	Seg.3	Seg.4	Lap Time	km/h	Local Time
1		47.381	26.774	20.133			11:42'52.399	1		32.265	21.281	20.656			11:42'21.260
2	33.981	31.529	20.776	19.700	1'45.986	269,6	11:44'38.385	2	33.883	31.558	20.783	19.735	1'45.959	270,2	11:44'07.219
3	33.793	31.586	20.716	19.790	1'45.885	272,9	11:46'24.270	3	33.953	40.041	22.638	20.340	1'56.972	270,9	11:46'04.191
4	37.669	32.659	21.496	28.718	2'00.542P	272,9	11:48'24.812	4	34.313	32.211	22.630	21.169	1'50.323	275,0	11:47'54.514
5	2'00.389	35.287	21.911	20.067	3'17.654P		11:51'42.466	5	33.935	31.479	20.838	19.680	1'45.932	273,6	11:49'40.446
6	33.695	31.289	20.679	19.570	1'45.233	272,9	11:53'27.699	6	35.364	32.911	22.667	27.749	1'58.691P	264,3	11:51'39.137
7	37.183	32.998	21.362	27.608	1'59.151P	274,3	11:55'26.850	7	8'57.925	41.674	31.413	22.915	10'33.927CP		12:02'13.064
8	5'12.095	42.946	29.193	20.227	6'44.461P		12:02'11.311	8	33.880	31.311	20.708	19.654	1'45.553	271,6	12:03'58.617
9	33.639	37.421	22.142	19.855	1'53.057	272,3	12:04'04.368	9	34.354	33.549	24.377	19.724	1'52.004	272,9	12:05'50.621
10	33.655	31.386	20.898	19.674	1'45.613	275,7	12:05'49.981								
4° 32 I. VIÑALES (1'45.301)								9° 3 R. DE ROSA (1'45.608)							
Lap	Seg.1	Seg.2	Seg.3	Seg.4	Lap Time	km/h	Local Time	Lap	Seg.1	Seg.2	Seg.3	Seg.4	Lap Time	km/h	Local Time
1		48.364	35.688	21.318			11:42'58.053	1		40.520	25.921	20.339			11:42'36.993
2	34.016	32.899	23.132	19.961	1'50.008	273,6	11:44'48.061	2	34.245	33.147	21.820	20.135	1'49.347	269,6	11:44'26.340
3	33.762	31.418	20.649	19.733	1'45.562	274,3	11:46'33.623	3	33.841	31.568	20.623	19.872	1'45.904	273,6	11:46'12.244
4	33.522	31.415	20.616	19.748	1'45.301	275,7	11:48'18.924	4	34.037	31.291	20.636	19.740	1'45.704	272,3	11:47'57.948
5	36.802	33.454	20.577	28.624	1'59.457P	275,0	11:50'18.381	5	33.894	31.619	20.863	19.988	1'46.364	272,9	11:49'44.312
6	8'16.656	34.150	31.632	21.285	9'43.723P		12:00'02.104	6	36.176	34.451	22.571	30.689	2'03.887P	268,2	11:51'48.199
7	33.917	36.090	22.638	20.055	1'52.700	272,3	12:01'54.804	7	5'11.455	45.352	28.076	21.091	6'45.974P		11:58'34.173
8	33.625	31.421	20.616	19.722	1'45.384	273,6	12:03'40.188	8	33.911	33.533	21.352	20.141	1'48.937	269,6	12:00'23.110
9	33.567	31.465	21.127	19.963	1'46.122	275,0	12:05'26.310	9	33.690	31.154	24.434	20.368	1'49.646	270,2	12:02'12.756
								10	33.756	31.359	20.534	19.959	1'45.608	272,3	12:03'58.364
								11	33.944	31.356	20.583	20.002	1'45.885	271,6	12:05'44.249
5° 44 L. MAHIAS (1'45.367)								10° 4 S. ODENDAAL (1'45.882)							
Lap	Seg.1	Seg.2	Seg.3	Seg.4	Lap Time	km/h	Local Time	Lap	Seg.1	Seg.2	Seg.3	Seg.4	Lap Time	km/h	Local Time
1		44.095	26.161	21.558			11:42'54.504	1		42.080	24.299	20.706			11:42'22.468
2	34.182	31.039	20.566	19.643	1'45.430	271,6	11:44'39.934	2	34.313	32.135	25.143	19.828	1'51.419	276,4	11:44'13.887
3	33.820	31.234	20.649	19.664	1'45.367	277,1	11:46'25.301	3	34.295	31.770	20.878	19.712	1'46.655	277,8	11:46'00.542
4	38.130	33.306	21.169	29.865	2'02.470P	274,3	11:48'27.771	4	33.820	31.911	21.181	19.936	1'46.848	276,4	11:47'47.390
5	9'14.296	36.000	21.262	19.767	10'31.325P		11:58'59.096	5	38.320	36.455	22.772	28.330	2'05.877P	272,9	11:49'53.267
6	33.709	39.204	28.752	19.874	2'01.539	272,9	12:01'00.635	6	6'04.874	32.111	20.850	19.948	7'17.783P		11:57'11.050
7	33.631	31.086	20.429	19.778	1'44.924C	272,3	12:02'45.559	7	33.976	31.356	20.818	19.732	1'45.882	275,0	11:58'56.932
8	38.915	32.469	20.892	19.799	1'52.075	275,0	12:04'37.634								
9	38.361	32.717	21.009	19.884	1'51.971	274,3	12:06'29.605								

08/08/2020 P = Pits In/Out - C = Lap Time Cancelled

These data/results cannot be reproduced, stored and/or transmitted in whole or in part by any manner of electronic, mechanical, photocopying, recording, broadcasting or otherwise now known or herein after developed without the previous express consent by the copyright owner, except for reproduction in daily press and regular printed publications on sale to the public within 60 days of the event related to those data/results and always provided that copyright symbol appears together as follows below.

© DORNA WSBK ORGANIZATION Srl 2020



Portimao 4.592 m

Motul Portuguese Round, 7 - 9 August 2020

Chronological Analysis Tissot Superpole

2 / 3

8	36.435	39.021	29.859	19.873	2'05.188C	273,6	12:01'02.120
9	33.916	31.394	21.258	19.806	1'46.374	275,0	12:02'48.494
10	33.901	33.354	20.980	19.660	1'47.895	272,9	12:04'36.389
11	34.028	31.643	20.788	20.062	1'46.521	276,4	12:06'22.910

7	34.701	31.866	22.567	19.951	1'49.085	270,9	11:55'22.114
8	34.142	31.602	20.875	19.927	1'46.546	272,3	11:57'08.660
9	34.147	31.666	20.794	19.935	1'46.542	268,9	11:58'55.202
10	35.205	31.926	25.240	20.289	1'52.660	268,2	12:00'47.862
11	34.236	31.522	21.076	20.113	1'46.947	266,2	12:02'34.809
12	34.194	31.631	20.766	20.096	1'46.687	268,2	12:04'21.496
13	34.234	31.662	20.920	20.057	1'46.873	269,6	12:06'08.369

11° 56 P. SEBESTYEN (1'46.344)							
Lap	Seg.1	Seg.2	Seg.3	Seg.4	Lap Time	km/h	Local Time
1		38.988	22.743	20.134			11:42'24.789
2	34.316	31.611	20.877	19.737	1'46.541	268,9	11:44'11.330
3	41.107	31.769	21.788	19.858	1'54.522	277,1	11:46'05.852
4	34.181	31.596	21.103	19.912	1'46.792	270,9	11:47'52.644
5	34.234	32.072	22.358	21.696	2'00.360P	270,9	11:49'53.004
6	9'00.071	32.629	21.194	19.958	10'13.852P		12:00'06.856
7	34.134	31.398	21.074	19.913	1'46.519	266,9	12:01'53.375
8	34.219	31.724	20.953	19.859	1'46.755	266,9	12:03'40.130
9	34.124	31.455	20.942	19.823	1'46.344	269,6	12:05'26.474

16° 47 A. BASSANI (1'46.574)							
Lap	Seg.1	Seg.2	Seg.3	Seg.4	Lap Time	km/h	Local Time
1		43.829	25.979	21.861			11:42'55.399
2	34.568	32.053	21.072	19.954	1'47.647	272,9	11:44'43.046
3	34.103	31.715	20.877	19.879	1'46.574	271,6	11:46'29.620
4	34.177	31.701	20.902	20.059	1'46.839	272,3	11:48'16.459
5	41.531	33.037	22.002	28.674	2'05.244P	271,6	11:50'21.703
6	6'26.718	34.141	22.178	19.997	7'43.034P		11:58'04.737
7	34.284	31.565	20.877	19.933	1'46.659	271,6	11:59'51.396
8	34.244	31.678	21.254	19.973	1'47.149	272,3	12:01'38.545
9	41.189	34.755	26.673	20.113	2'02.730	270,9	12:03'41.275
10	34.360	31.761	21.002	20.023	1'47.146	273,6	12:05'28.421

12° 99 D. WEBB (1'46.361)							
Lap	Seg.1	Seg.2	Seg.3	Seg.4	Lap Time	km/h	Local Time
1		49.937	33.523	21.716			11:42'55.944
2	34.905	31.958	21.063	19.804	1'47.730	273,6	11:44'43.674
3	34.310	31.839	20.981	19.705	1'46.835	265,6	11:46'30.509
4	34.586	34.725	21.640	29.062	2'00.013P	272,3	11:48'30.522
5	3'53.293	32.119	21.069	19.737	5'06.218P		11:53'36.740
6	34.180	31.726	21.133	31.264	1'58.303P	272,9	11:55'35.043
7	5'02.347	41.633	32.269	22.007	6'38.256P		12:02'13.299
8	34.119	31.550	21.050	19.642	1'46.361	277,1	12:03'59.660
9	34.118	31.700	21.022	19.717	1'46.557	274,3	12:05'46.217

17° 61 C. ÖNCÜ (1'46.707)							
Lap	Seg.1	Seg.2	Seg.3	Seg.4	Lap Time	km/h	Local Time
1		43.756	25.964	21.702			11:42'54.845
2	36.130	32.140	21.139	19.771	1'49.180	273,6	11:44'44.025
3	34.239	31.802	21.062	19.604	1'46.707	275,7	11:46'30.732
4	35.166	31.972	20.972	28.129	1'56.239P	282,2	11:48'26.971
5	9'15.259	36.066	21.375	19.808	10'32.508P		11:58'59.479
6	34.478	38.737	28.495	19.809	2'01.519	277,8	12:01'00.998
7	34.441	31.629	21.139	20.107	1'47.316	272,9	12:02'48.314
8	34.503	33.262	21.098	19.896	1'48.759	270,2	12:04'37.073
9	34.445	31.568	20.890	19.928	1'46.831	270,2	12:06'23.904

13° 77 M. PONS (1'46.405)							
Lap	Seg.1	Seg.2	Seg.3	Seg.4	Lap Time	km/h	Local Time
1		41.534	26.113	19.901			11:42'37.416
2	34.212	31.749	21.016	19.892	1'46.869	269,6	11:44'24.285
3	34.203	31.502	21.002	19.974	1'46.681	268,9	11:46'10.966
4	34.099	31.551	20.990	19.907	1'46.547	269,6	11:47'57.513
5	34.031	31.595	20.963	19.816	1'46.405	271,6	11:49'43.918
6	34.023	31.529	21.042	20.004	1'46.598	272,9	11:51'30.516
7	34.283	31.804	21.259	28.126	1'55.472P	272,3	11:53'25.988
8	3'34.695	44.874	28.764	20.075	5'08.408P		11:58'34.396
9	34.001	33.496	21.460	19.959	1'48.916	270,2	12:00'23.312

18° 52 P. HOBELSBERGER (1'47.256)							
Lap	Seg.1	Seg.2	Seg.3	Seg.4	Lap Time	km/h	Local Time
1		34.115	22.653	21.720			11:41'58.222
2	34.507	32.309	21.339	19.835	1'47.990	270,2	11:43'46.212
3	34.360	32.100	21.287	19.761	1'47.508	272,3	11:45'33.720
4	37.644	33.081	23.035	20.060	1'53.820	273,6	11:47'27.540
5	34.239	32.098	21.257	19.842	1'47.436	272,3	11:49'14.976
6	36.558	33.497	22.923	29.348	2'02.326P	273,6	11:51'17.302
7	2'59.474	33.077	22.717	19.983	4'15.251P		11:55'32.553
8	34.295	31.969	21.258	19.734	1'47.256	275,0	11:57'19.809
9	34.239	31.843			2'02.676	275,0	11:59'22.485
10	36.781	35.071			2'25.493P	252,0	12:01'47.978
11	1'46.187	32.898	23.078	20.120	3'02.283P		12:04'50.261
12	34.513	32.256	21.954	19.954	1'48.677	272,9	12:06'38.938

14° 34 K. MANFREDI (1'46.455)							
Lap	Seg.1	Seg.2	Seg.3	Seg.4	Lap Time	km/h	Local Time
1		37.674	24.333	28.048			11:42'22.531
2	2'13.106	36.809	27.012	21.798	3'38.725P		11:46'01.256
3	34.320	32.288	25.624	19.869	1'52.101	263,0	11:47'53.357
4	34.150	31.685	21.076	19.867	1'46.778	271,6	11:49'40.135
5	33.927	31.729	20.975	19.824	1'46.455	275,0	11:51'26.590
6	35.213	32.641	21.499	27.007	1'56.360P	273,6	11:53'22.950
7	6'21.817	34.685	22.962	20.087	7'39.551P		12:01'02.501
8	34.362	31.599	20.977	19.834	1'46.772	273,6	12:02'49.273
9	34.117	31.762	21.021	20.071	1'46.971	270,9	12:04'36.244
10	34.454	31.708	21.030	19.959	1'47.151	269,6	12:06'23.395

19° 25 A. VERDOÏA (1'47.463)							
Lap	Seg.1	Seg.2	Seg.3	Seg.4	Lap Time	km/h	Local Time
1		34.719	29.975	21.948			11:42'21.930
2	34.664	32.102	21.163	19.873	1'47.802	268,9	11:44'09.732
3	34.273	31.854	21.311	20.025	1'47.463	268,2	11:45'57.195
4	34.488	32.189	24.424	20.152	1'51.253	268,2	11:47'48.448
5	34.962	32.536	21.705	28.872	1'58.075P	258,6	11:49'46.523
6	9'00.692	36.990	22.620	20.566	10'20.868P		12:00'07.391
7	34.459	32.348	21.862	21.583	1'50.252	264,9	12:01'57.643
8	34.465	33.892	24.103	20.576	1'53.036	272,9	12:03'50.679
9	34.537	32.303	21.264	20.089	1'48.193	264,9	12:05'38.872

15° 22 F. FULIGNI (1'46.542)							
Lap	Seg.1	Seg.2	Seg.3	Seg.4	Lap Time	km/h	Local Time
1		36.861	29.854	20.952			11:42'21.734
2	34.609	32.094	21.123	19.905	1'47.731	270,9	11:44'09.465
3	34.244	31.718	20.854	19.984	1'46.800	272,9	11:45'56.265
4	35.971	32.874	23.377	20.096	1'52.318C	268,9	11:47'48.583
5	34.277	39.958	22.641	28.821	2'05.697P	272,3	11:49'54.280
6	2'24.954	32.089	21.577	20.129	3'38.749P		11:53'33.029

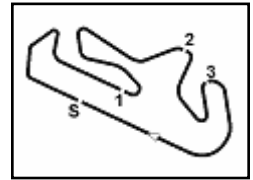
20° 84 L. CRESSON (1'47.596)							
Lap	Seg.1	Seg.2	Seg.3	Seg.4	Lap Time	km/h	Local Time
1		34.719	29.975	21.948			11:42'21.930
2	34.664	32.102	21.163	19.873	1'47.802	268,9	11:44'09.732
3	34.273	31.854	21.311	20.025	1'47.463	268,2	11:45'57.195
4	34.488	32.189	24.424	20.152	1'51.253	268,2	11:47'48.448
5	34.962	32.536	21.705	28.872	1'58.075P	258,6	11:49'46.523
6	9'00.692	36.990	22.620	20.566	10'20.868P		12:00'07.391
7	34.459	32.348	21.862	21.583	1'50.252	264,9	12:01'57.643
8	34.465	33.892	24.103	20.576	1'53.036	272,9	12:03'50.679
9	34.537	32.303	21.264	20.089	1'48.193	264,9	12:05'38.872

08/08/2020 P = Pits In/Out - C = Lap Time Cancelled

These data/results cannot be reproduced, stored and/or transmitted in whole or in part by any manner of electronic, mechanical, photocopying, recording, broadcasting or otherwise now known or herein after developed without the previous express consent by the copyright owner, except for reproduction in daily press and regular printed publications on sale to the public within 60 days of the event related to those data/results and always provided that copyright symbol appears together as follows below.

© DORNA WSBK ORGANIZATION Srl 2020





Portimao 4.592 m

3 / 3

Motul Portuguese Round, 7 - 9 August 2020

Chronological Analysis Tissot Superpole

1		38.513	24.288	22.595				11:42'17.867	8	35.225	35.864	23.676	33.079	2'07.844CP	267,6	12:01'25.036
2	40.095	33.329	21.380	19.943	1'54.747	263,7	11:44'12.614		9	58.188	32.292	21.657	20.247	2'12.384P		12:03'37.420
3	34.468	32.000	21.337	19.972	1'47.777	272,3	11:46'00.391		10	34.727	32.191	22.636	20.299	1'49.853	268,2	12:05'27.273
4	34.436	33.023	21.535	20.043	1'49.037	268,9	11:47'49.428									
5	34.428	32.237	21.705	20.220	1'48.590	273,6	11:49'38.018									
6	34.608	32.113	21.423	20.151	1'48.295	268,2	11:51'26.313									
7	39.024	33.105	21.846	28.010	2'01.985CP	268,2	11:53'28.298									
8	5'11.204	32.443	25.503	22.019	6'31.169P		11:59'59.467									
9	34.468	31.885	21.231	20.012	1'47.596	266,2	12:01'47.063									
10	34.405	32.192	21.310	20.026	1'47.933	268,9	12:03'34.996									
11	34.373	32.055	21.501	20.080	1'48.009	268,2	12:05'23.005									

21° 9 G. HENDRA PRATAMA (1'47.628)							
Lap	Seg.1	Seg.2	Seg.3	Seg.4	Lap Time	km/h	Local Time
1		41.825	25.091	20.252			11:42'23.013
2	34.723	32.141	21.312	19.953	1'48.129	270,2	11:44'11.142
3	34.574	32.260	21.151	20.129	1'48.114	268,9	11:45'59.256
4	34.498	33.816	21.641	20.131	1'50.086	272,3	11:47'49.342
5	34.861	32.335	21.470	20.247	1'48.913	275,0	11:49'38.255
6	34.739	32.308	26.962	27.053	2'01.062P	261,7	11:51'39.317
7	6'54.613	32.890	25.611	20.274	8'13.388P		11:59'52.705
8	34.456	32.059	21.201	20.145	1'47.861	268,9	12:01'40.566
9	35.403	39.144	26.395	20.090	2'01.032	268,2	12:03'41.598
10	34.312	32.151	21.205	19.960	1'47.628	275,0	12:05'29.226

22° 83 L. EPIS (1'47.663)							
Lap	Seg.1	Seg.2	Seg.3	Seg.4	Lap Time	km/h	Local Time
1		32.728	21.524	20.457			11:41'49.384
2	34.568	32.029	21.239	20.332	1'48.168	263,0	11:43'37.552
3	35.410	33.402	21.837	20.502	1'51.151C	264,9	11:45'28.703
4	34.595	32.223	21.224	20.290	1'48.332	264,9	11:47'17.035
5	34.436	31.893	21.111	20.370	1'47.810C	264,9	11:49'04.845
6	35.319	32.880	22.100	28.853	1'59.152P	261,7	11:51'03.997
7	5'59.114	33.570	23.240	20.740	7'16.664CP		11:58'20.661
8	35.373	32.145	21.283	20.344	1'49.145	264,3	12:00'09.806
9	34.225	32.025	21.116	20.297	1'47.663	269,6	12:01'57.469
10	34.350	34.032	23.705	20.825	1'52.912	268,2	12:03'50.381
11	34.640	31.999	21.216	20.244	1'48.099	266,2	12:05'38.480

23° 6 M. HERRERA (1'48.193)							
Lap	Seg.1	Seg.2	Seg.3	Seg.4	Lap Time	km/h	Local Time
1		39.224	23.645	20.740			11:42'19.628
2	35.251	32.824	21.495	20.205	1'49.775	270,2	11:44'09.403
3	38.659	32.524	21.438	20.316	1'52.937	264,3	11:46'02.340
4	35.026	32.316	21.337	20.196	1'48.875	273,6	11:47'51.215
5	34.978	32.299	21.347	20.143	1'48.767	275,0	11:49'39.982
6	34.907	32.090	21.213	20.167	1'48.377	270,9	11:51'28.359
7	35.408	32.601	21.989	31.468	2'01.466P	274,3	11:53'29.825
8	3'31.302	44.927	28.722	20.201	5'05.152P		11:58'34.977
9	35.045	32.698	21.225	20.176	1'49.144	275,0	12:00'24.121
10	34.607	32.293	21.539	20.500	1'48.939	272,3	12:02'13.060
11	34.864	31.955	21.185	20.189	1'48.193	261,7	12:04'01.253
12	34.797	34.939	21.369	20.170	1'51.275	273,6	12:05'52.528

24° 2 L. MONTELLA (1'48.590)							
Lap	Seg.1	Seg.2	Seg.3	Seg.4	Lap Time	km/h	Local Time
1		38.864	23.061	20.705			11:42'14.462
2	35.668	33.305	21.471	20.498	1'50.942	264,3	11:44'05.404
3	35.565	32.736	21.418	20.404	1'50.123	263,7	11:45'55.527
4	36.656	32.435	21.199	20.503	1'50.793	266,2	11:47'46.320
5	39.030	32.659	21.313	33.331	2'06.333CP	264,3	11:49'52.653
6	6'20.708	33.044	21.717	20.480	7'35.949CP		11:57'28.602
7	34.781	32.311	21.156	20.342	1'48.590	265,6	11:59'17.192

08/08/2020 P = Pits In/Out - C = Lap Time Cancelled

These data/results cannot be reproduced, stored and/or transmitted in whole or in part by any manner of electronic, mechanical, photocopying, recording, broadcasting or otherwise now known or herein after developed without the previous express consent by the copyright owner, except for reproduction in daily press and regular printed publications on sale to the public within 60 days of the event related to those data/results and always provided that copyright symbol appears together as follows below.

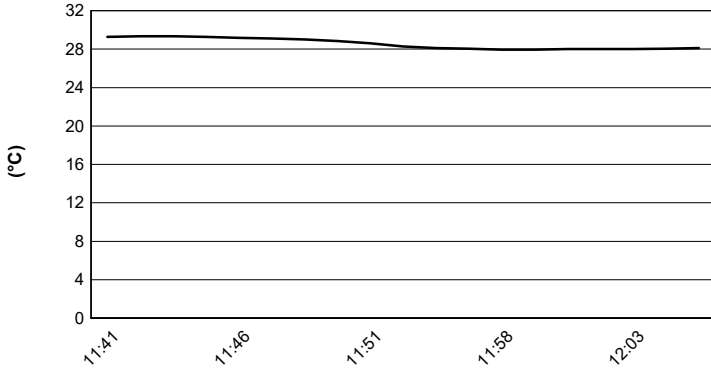
© DORNA WSBK ORGANIZATION Srl 2020

Motul Portuguese Round, 7 - 9 August 2020

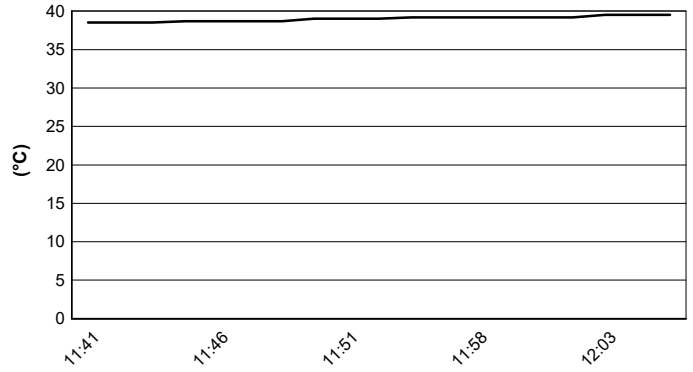
Weather Report Tissot Superpole

Session started 11:40 - Session ended 12:07


Air Temperature



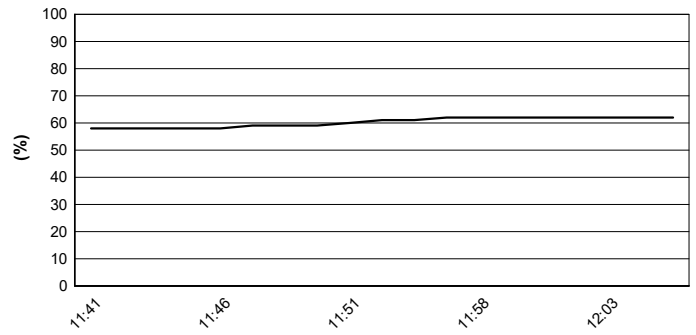
Track Temperature



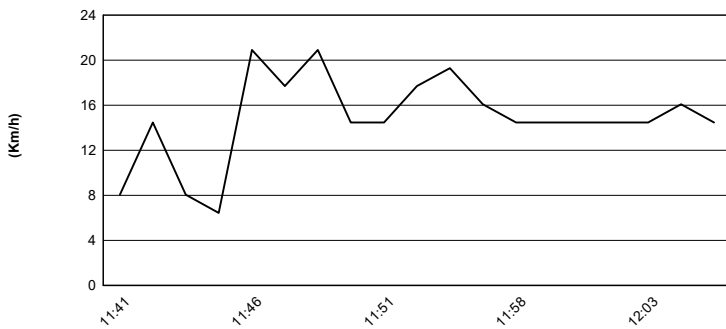
Air Pressure



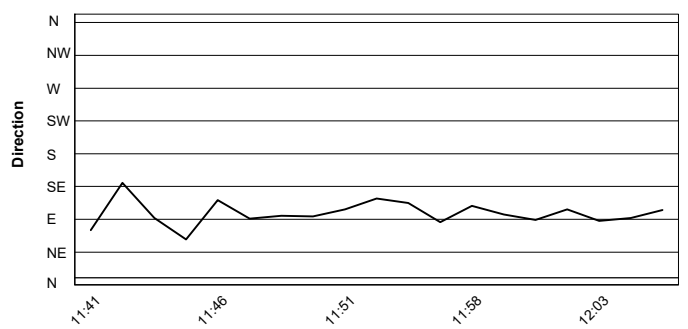
Humidity



Wind Speed



Wind Direction



08/08/2020

These data/results cannot be reproduced, stored and/or transmitted in whole or in part by any manner of electronic, mechanical, photocopying, recording, broadcasting or otherwise now known or herein after developed without the previous express consent by the copyright owner, except for reproduction in daily press and regular printed publications on sale to the public within 60 days of the event related to those data/results and always provided that copyright symbol appears together as follows below.

© DORNA WSBK ORGANIZATION Srl 2020



Portimao 4.592 m

Motul Portuguese Round, 7 - 9 August 2020

Superpole Ranking

	2017	2018	2019	2020
01 Phillip Island Grand Prix Circuit	Jacobsen (Usa) MvA 1'33.128 (171,8 Km/h)	Mahias (Fra) Yam 1'33.160 (171,8 Km/h)	Caricasulo (Ita) Yam 1'32.604 (172,8 Km/h)	Locatelli (Ita) Yam 1'32.176 (173,6 Km/h)
02 Circuito de Jerez Ángel Nieto	Caricasulo (Ita) Yam 1'43.285 (154,2 Km/h)		Krummenacher (Sui) Yam 1'41.775 (156,5 Km/h)	Locatelli (Ita) Yam 1'42.214 (155,8 Km/h)
03 Autódromo Internacional do Algarve	Sofuoglu (Tur) Kaw 1'45.541 (156,6 Km/h)	Mahias (Fra) Yam 1'44.588 (158,1 Km/h)	Caricasulo (Ita) Yam 1'44.220 (158,6 Km/h)	Locatelli (Ita) Yam 1'44.627 (158,0 Km/h)
04 Motorland Aragón	Jacobsen (Usa) MvA 1'54.948 (159,0 Km/h)	Cortese (Ger) Yam 1'53.567 (160,9 Km/h)	Gradinger (Aut) Yam 1'53.972 (160,4 Km/h)	
05 Motorland Aragón	Jacobsen (Usa) MvA 1'54.948 (159,0 Km/h)	Cortese (Ger) Yam 1'53.567 (160,9 Km/h)	Gradinger (Aut) Yam 1'53.972 (160,4 Km/h)	
06 Circuit de Barcelona - Catalunya				
07 Circuit de Nevers Magny-Cours	Tuuli (Fin) Yam 1'43.833 (152,9 Km/h)	Caricasulo (Ita) Yam 1'40.416 (158,1 Km/h)	Smith (Gbr) Kaw 1'56.287 (136,6 Km/h)	
08 Circuit San Juan Villicum		Mahias (Fra) Yam 1'43.026 (149,4 Km/h)	Perolari (Fra) Yam 1'45.993 (145,2 Km/h)	
09 Misano World Circuit "Marco Simoncelli"	Sofuoglu (Tur) Kaw 1'38.672 (148,1 Km/h)	Caricasulo (Ita) Yam 1'37.694 (149,6 Km/h)	Mahias (Fra) Kaw 1'38.909 (147,8 Km/h)	

2020

3 **A. Locatelli**

ALL TIMES

34 K. Sofuoglu	3 A. Locatelli	1 B. MacLeod
22 S. Charpentier	3 I. MacPherson	1 F. Marino
21 J. Cluzel	3 A. Pitt	1 M. Meregalli
17 B. Parkes	3 D. Salom	1 S. Morais
15 K. Muggeridge	3 R. Xaus	1 C. Perolari
14 F. Foret	2 P. Bontempi	1 P. Riba
14 S. Lowes	2 V. Guareschi	1 S. Sanna
10 C. Crutchlow	2 M. Lagrive	1 K. Smith
8 F. Caricasulo	2 J. Lascorz	1 L. Stapleford
8 L. Mahias	2 M. Pirro	1 N. Tuuli
6 S. Chambon	2 L. Scassa	1 J. Vd Goorbergh
6 E. Laverty	2 J. Teuchert	1 J. Whitham
5 P. Casoli	2 M. van der Mark	
5 K. Fujiwara	1 K. Coghlan	
5 P. Jacobsen	1 C. Davies	
5 C. Vermeulen	1 M. Fabrizio	
4 R. Krummenacher	1 T. Gradinger	
3 S. Cortese	1 C. Jones	
3 K. Curtain	1 C. Kellner	

08/08/2020

These data/results cannot be reproduced, stored and/or transmitted in whole or in part by any manner of electronic, mechanical, photocopying, recording, broadcasting or otherwise now known or herein after developed without the previous express consent by the copyright owner, except for reproduction in daily press and regular printed publications on sale to the public within 60 days of the event related to those data/results and always provided that copyright symbol appears together as follows below.

© DORNA WSBK ORGANIZATION Srl 2020

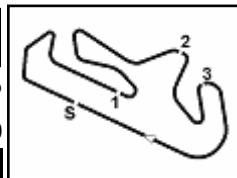
FICR PERUGIA TIMING



Official Tyre Supplier



Official Timekeeper



Portimao 4.592 m

Motul Portuguese Round, 7 - 9 August 2020

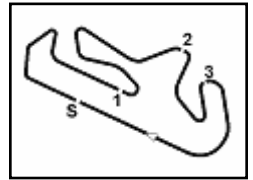
Tissot Superpole Award

	Points	Points From First	Points From Previous	March 1 PHILLIP ISLAND	August 2 JEREZ	August 9 PORTIMÃO	August 30 ARAGON 1	September 6 ARAGON 2	September 20 BARCELONA	October 4 MAGNY - COURS	October 11 VILLICUM	November 8 MISANO							
1 LOCATELLI Andrea (ITA)	36			12	12	12													
2 CLUZEL Jules (FRA)	24	12		6	9	9													
3 MAHIAS Lucas (FRA)	18	18	6	7	6	5													
4 OETTL Philipp (GER)	15	21	3	4	7	4													
5 VIÑALES Isaac (ESP)	13	23	2	2	5	6													
6 PEROLARI Corentin (FRA)	12	24	1	1	4	7													
7 KRUMMENACHER Randy (SUI)	9	27	3	9															
8 DE ROSA Raffaele (ITA)	9	27	0	5	3	1													
9 GONZALEZ Manuel (ESP)	4	32	5		2	2													
10 SOOMER Hannes (EST)	3	33	1			3													
11 ODENDAAL Steven (RSA)	3	33	0	3															
12 OKUBO Hikari (JPN)	1	35	2		1														

08/08/2020 Odd points columns: Tissot Superpole Even points columns: Tissot Superpole Race

These data/results cannot be reproduced, stored and/or transmitted in whole or in part by any manner of electronic, mechanical, photocopying, recording, broadcasting or otherwise now known or herein after developed without the previous express consent by the copyright owner, except for reproduction in daily press and regular printed publications on sale to the public within 60 days of the event related to those data/results and always provided that copyright symbol appears together as follows below.

© DORNA WSBK ORGANIZATION Srl 2020



Portimao 4.592 m

Motul Portuguese Round, 7 - 9 August 2020
Starting Grid - Race 1
17 Laps x 4,592 km = 78,064 km

1	55 LOCATELLI A. Yamaha 1'44.627	2	16 CLUZEL J. Yamaha 1'44.853	3	94 PEROLARI C. Yamaha 1'45.233	
2	4	32 VIÑALES I. Yamaha 1'45.301	5	44 MAHIAS L. Kawasaki 1'45.367	6	5 OETTL P. Kawasaki 1'45.461
3	7	38 SOOMER H. Yamaha 1'45.544	8	81 GONZALEZ M. Kawasaki 1'45.553	9	3 DE ROSA R. MV Agusta 1'45.608
4	10	4 ODENDAAL S. Yamaha 1'45.882	11	56 SEBESTYEN P. Yamaha 1'46.344	12	99 WEBB D. Yamaha 1'46.361
5	13	77 PONS M. Yamaha 1'46.405	14	34 MANFREDI K. Yamaha 1'46.455	15	22 FULIGNI F. MV Agusta 1'46.542
6	16	47 BASSANI A. Yamaha 1'46.574	17	61 ÖNCÜ C. Kawasaki 1'46.707	18	52 HOBELSBERGER P. Honda 1'47.256
7	19	25 VERDOIA A. Yamaha 1'47.463	20	84 CRESSON L. Yamaha 1'47.596	21	9 HENDRA PRATAMA G Yamaha 1'47.628
8	22	83 EPIS L. Yamaha 1'47.663	23	6 HERRERA M. Honda 1'48.193	24	2 MONTELLA L. Yamaha 1'48.590

08/08/2020 The Race Director

These data/results cannot be reproduced, stored and/or transmitted in whole or in part by any manner of electronic, mechanical, photocopying, recording, broadcasting or otherwise now known or herein after developed without the previous express consent by the copyright owner, except for reproduction in daily press and regular printed publications on sale to the public within 60 days of the event related to those data/results and always provided that copyright symbol appears together as follows below.

© DORNA WSBK ORGANIZATION Srl 2020

FIAT PERUGIA TIMING


Official Tyre Supplier



Official Timekeeper