

## Motul Portuguese Round, 7 - 9 August 2020

### Results Warm Up

Portimao 4.592 m

1 / 2

No.	Rider	Nat	Team	Bike	Class	Time	Gap	Rel.	Laps	Speed	
										Avg	Max
1	55 A. LOCATELLI	ITA	BARDAHL Evan Bros. WorldSSP Team	Yamaha YZF R6		<b>1'45.083</b>			7	157,316	<b>273,6</b>
2	44 L. MAHIAS	FRA	Kawasaki Puccetti Racing	Kawasaki ZX-6R		<b>1'45.521</b>	0.438	0.438	7	156,663	<b>271,6</b>
3	16 J. CLUZEL	FRA	GMT94 Yamaha	Yamaha YZF R6		<b>1'45.597</b>	0.514	0.076	7	156,550	<b>272,3</b>
4	32 I. VIÑALES	ESP	Kallio Racing	Yamaha YZF R6		<b>1'45.643</b>	0.560	0.046	8	156,482	<b>278,6</b>
5	3 R. DE ROSA	ITA	MV Agusta Reparto Corse	MV Agusta F3 675		<b>1'45.905</b>	0.822	0.262	8	156,095	<b>281,5</b>
6	94 C. PEROLARI	FRA	GMT94 Yamaha	Yamaha YZF R6		<b>1'45.977</b>	0.894	0.072	8	155,989	<b>276,4</b>
7	38 H. SOOMER	EST	Kallio Racing	Yamaha YZF R6		<b>1'46.030</b>	0.947	0.053	7	155,911	<b>275,0</b>
8	81 M. GONZALEZ	ESP	Kawasaki ParkinGO Team	Kawasaki ZX-6R		<b>1'46.128</b>	1.045	0.098	8	155,767	<b>270,2</b>
9	61 C. ÖNCÜ	TUR	Turkish Racing Team	Kawasaki ZX-6R		<b>1'46.152</b>	1.069	0.024	8	155,731	<b>272,3</b>
10	4 S. ODENDAAL	RSA	EAB Ten Kate Racing	Yamaha YZF R6		<b>1'46.240</b>	1.157	0.088	8	155,602	<b>272,9</b>
11	47 A. BASSANI	ITA	Soradis Yamaha Motoxrcing	Yamaha YZF R6	*	<b>1'46.338</b>	1.255	0.098	8	155,459	<b>275,0</b>
12	56 P. SEBESTYEN	HUN	OXXO Yamaha Team Toth	Yamaha YZF R6		<b>1'46.413</b>	1.330	0.075	8	155,349	<b>277,1</b>
13	5 P. OETTL	GER	Kawasaki Puccetti Racing	Kawasaki ZX-6R		<b>1'46.497</b>	1.414	0.084	7	155,227	<b>278,6</b>
14	34 K. MANFREDI	ITA	Altoogo Racing Team	Yamaha YZF R6	*	<b>1'46.596</b>	1.513	0.099	8	155,083	<b>268,9</b>
15	99 D. WEBB	GBR	WRP Wepol Racing	Yamaha YZF R6		<b>1'46.956</b>	1.873	0.360	8	154,561	<b>272,3</b>
16	77 M. PONS	ESP	H43 Team NOBBY	Yamaha YZF R6		<b>1'47.126</b>	2.043	0.170	8	154,315	<b>272,3</b>
17	22 F. FULIGNI	ITA	MV Agusta Reparto Corse	MV Agusta F3 675		<b>1'47.408</b>	2.325	0.282	7	153,910	<b>266,9</b>
18	25 A. VERDOÏA	FRA	bLU cRU WorldSSP by MS Racing	Yamaha YZF R6		<b>1'47.712</b>	2.629	0.304	7	153,476	<b>265,6</b>
19	84 L. CRESSON	BEL	OXXO Yamaha Team Toth	Yamaha YZF R6		<b>1'47.870</b>	2.787	0.158	8	153,251	<b>268,9</b>
20	83 L. EPIS	AUS	MPM Routz Racing Team	Yamaha YZF R6		<b>1'47.872</b>	2.789	0.002	8	153,248	<b>263,0</b>
21	52 P. HOBELSBERGER	GER	Dynavolt Honda	Honda CBR600RR		<b>1'48.014</b>	2.931	0.142	7	153,047	<b>274,3</b>
22	6 M. HERRERA	ESP	Dynavolt Honda	Honda CBR600RR		<b>1'48.119</b>	3.036	0.105	8	152,898	<b>271,6</b>
23	9 G. HENDRA PRATAMA	INA	bLU cRU WorldSSP by MS Racing	Yamaha YZF R6		<b>1'48.136</b>	3.053	0.017	7	152,874	<b>266,9</b>
24	2 L. MONTELLA	ITA	DK MOTORSPORT	Yamaha YZF R6	*	<b>1'48.755</b>	3.672	0.619	7	152,004	<b>266,2</b>

\* WorldSSP Challenge

AIR	Humidity:	47%	Temp:	26°C
TRACK	Condition:	Dry	Temp:	30°C

Records	Pole (SP)	2019	F.Caricasulo	1'44.220	158,620	Km/h
	Race (RC)	2010	M.Pirro	1'45.180	157,170	Km/h
	All Times (SP)	2019	F.Caricasulo	1'44.220	158,620	Km/h

Start 09/08/2020 09:25 End 09:42 The results are provisional until the end of the time limit for protests and appeals and the completion of the technical checks.

These data/results cannot be reproduced, stored and/or transmitted in whole or in part by any manner of electronic, mechanical, photocopying, recording, broadcasting or otherwise now known or herein after developed without the previous express consent by the copyright owner, except for reproduction in daily press and regular printed publications on sale to the public within 60 days of the event related to those data/results and always provided that copyright symbol appears together as follows below.

© DORNA WSBK ORGANIZATION Srl 2020

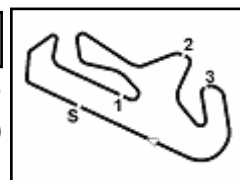
FICR PERUGIA TIMING



Official Tyre Supplier



Official Timekeeper



## Motul Portuguese Round, 7 - 9 August 2020

### Results Warm Up

#### Session Highlights

Local Time	No. Rider	Description
09.25.00		Start
09.25.55		WorldSSP Pit Intervention Time: 1min 14secs
09.31.22	38 H. SOOMER	Current Lap Cancelled - Exceeded Track Limits - Turn 1
09.31.34	32 I. VIÑALES	Current Lap Cancelled - Exceeded Track Limits - Turn 3
09.35.39	16 J. CLUZEL	On Asphalt - Re-Joined - Turn 14
09.42.05		End Of Session

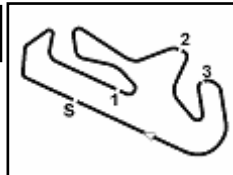
#### Fastest Laps Sequence

No.	Rider	Nat	Team	Bike	Local Time	Time	Gap	Avg
83	L. EPIS	AUS	MPM Routz Racing Team	Yamaha YZF R6	09:28'41.314	<b>1'49.367</b>		151,153
77	M. PONS	ESP	H43 Team NOBBY	Yamaha YZF R6	09:28'44.538	<b>1'48.338</b>	-1.029	152,589
81	M. GONZALEZ	ESP	Kawasaki ParkinGO Team	Kawasaki ZX-6R	09:28'48.105	<b>1'47.485</b>	-0.853	153,800
61	C. ÖNCÜ	TUR	Turkish Racing Team	Kawasaki ZX-6R	09:28'48.170	<b>1'47.212</b>	-0.273	154,192
32	I. VIÑALES	ESP	Kallio Racing	Yamaha YZF R6	09:29'03.887	<b>1'46.462</b>	-0.750	155,278
38	H. SOOMER	EST	Kallio Racing	Yamaha YZF R6	09:30'44.390	<b>1'46.030</b>	-0.432	155,911
94	C. PEROLARI	FRA	GMT94 Yamaha	Yamaha YZF R6	09:30'51.122	<b>1'45.977</b>	-0.053	155,989
44	L. MAHIAS	FRA	Kawasaki Puccetti Racing	Kawasaki ZX-6R	09:31'50.777	<b>1'45.697</b>	-0.280	156,402
55	A. LOCATELLI	ITA	BARDAHL Evan Bros. WorldSSP Team	Yamaha YZF R6	09:32'04.452	<b>1'45.479</b>	-0.218	156,725
55	A. LOCATELLI	ITA	BARDAHL Evan Bros. WorldSSP Team	Yamaha YZF R6	09:33'49.535	<b>1'45.083</b>	-0.396	157,316

Start 09:25 End 09:42 The results are provisional until the end of the time limit for protests and appeals and the completion of the technical checks.

These data/results cannot be reproduced, stored and/or transmitted in whole or in part by any manner of electronic, mechanical, photocopying, recording, broadcasting or otherwise now known or herein after developed without the previous express consent by the copyright owner, except for reproduction in daily press and regular printed publications on sale to the public within 60 days of the event related to those data/results and always provided that copyright symbol appears together as follows below.

© DORNA WSBK ORGANIZATION Srl 2020



## Motul Portuguese Round, 7 - 9 August 2020

### Best Sectors & Speed Warm Up

BEST LAP		
1	55 A. LOCATELLI	Yamaha YZF R6 1'45.083
2	44 L. MAHIAS	Kawasaki ZX-6R 1'45.521
3	16 J. CLUZEL	Yamaha YZF R6 1'45.597
4	32 I. VIÑALES	Yamaha YZF R6 1'45.643
5	3 R. DE ROSA	MV Agusta F3 675 1'45.905
6	94 C. PEROLARI	Yamaha YZF R6 1'45.977
7	38 H. SOOMER	Yamaha YZF R6 1'46.030
8	81 M. GONZALEZ	Kawasaki ZX-6R 1'46.128
9	61 C. ÖNCÜ	Kawasaki ZX-6R 1'46.152
10	4 S. ODENDAAL	Yamaha YZF R6 1'46.240
11	47 A. BASSANI	Yamaha YZF R6 1'46.338
12	56 P. SEBESTYEN	Yamaha YZF R6 1'46.413
13	5 P. OETTL	Kawasaki ZX-6R 1'46.497
14	34 K. MANFREDI	Yamaha YZF R6 1'46.596
15	99 D. WEBB	Yamaha YZF R6 1'46.956
16	77 M. PONS	Yamaha YZF R6 1'47.126
17	22 F. FULIGNI	MV Agusta F3 675 1'47.408
18	25 A. VERDOÍA	Yamaha YZF R6 1'47.712
19	84 L. CRESSON	Yamaha YZF R6 1'47.870
20	83 L. EPIS	Yamaha YZF R6 1'47.872
21	52 P. HOBELSBERGER	Honda CBR600RR 1'48.014
22	6 M. HERRERA	Honda CBR600RR 1'48.119
23	9 G. HENDRA PRATAMA	Yamaha YZF R6 1'48.136
24	2 L. MONTELLA	Yamaha YZF R6 1'48.755

SPEED		
1	3 R. DE ROSA	MV Agusta F3 675 281,5
2	5 P. OETTL	Kawasaki ZX-6R 278,6
3	32 I. VIÑALES	Yamaha YZF R6 278,6
4	56 P. SEBESTYEN	Yamaha YZF R6 277,1
5	94 C. PEROLARI	Yamaha YZF R6 276,4
6	38 H. SOOMER	Yamaha YZF R6 275,0
7	47 A. BASSANI	Yamaha YZF R6 275,0
8	52 P. HOBELSBERGER	Honda CBR600RR 274,3
9	55 A. LOCATELLI	Yamaha YZF R6 273,6
10	4 S. ODENDAAL	Yamaha YZF R6 272,9
11	77 M. PONS	Yamaha YZF R6 272,3
12	16 J. CLUZEL	Yamaha YZF R6 272,3
13	99 D. WEBB	Yamaha YZF R6 272,3
14	61 C. ÖNCÜ	Kawasaki ZX-6R 272,3
15	6 M. HERRERA	Honda CBR600RR 271,6
16	44 L. MAHIAS	Kawasaki ZX-6R 271,6
17	81 M. GONZALEZ	Kawasaki ZX-6R 270,2
18	34 K. MANFREDI	Yamaha YZF R6 268,9
19	84 L. CRESSON	Yamaha YZF R6 268,9
20	9 G. HENDRA PRATAMA	Yamaha YZF R6 266,9
21	22 F. FULIGNI	MV Agusta F3 675 266,9
22	2 L. MONTELLA	Yamaha YZF R6 266,2
23	25 A. VERDOÍA	Yamaha YZF R6 265,6
24	83 L. EPIS	Yamaha YZF R6 263,0

SEG. 1		
1	55 A. LOCATELLI	33.465
2	16 J. CLUZEL	33.617
3	44 L. MAHIAS	33.646
4	32 I. VIÑALES	33.694
5	5 P. OETTL	33.726
6	3 R. DE ROSA	33.733
7	94 C. PEROLARI	33.818
8	38 H. SOOMER	33.819
9	81 M. GONZALEZ	33.870
10	61 C. ÖNCÜ	33.937
11	4 S. ODENDAAL	33.945
12	47 A. BASSANI	33.952
13	34 K. MANFREDI	34.049
14	56 P. SEBESTYEN	34.097
15	99 D. WEBB	34.099
16	77 M. PONS	34.140
17	25 A. VERDOÍA	34.189
18	83 L. EPIS	34.367
19	22 F. FULIGNI	34.411
20	9 G. HENDRA PRATAMA	34.414
21	84 L. CRESSON	34.486
22	52 P. HOBELSBERGER	34.540
23	6 M. HERRERA	34.605
24	2 L. MONTELLA	34.613

SEG. 2		
1	55 A. LOCATELLI	31.083
2	16 J. CLUZEL	31.266
3	44 L. MAHIAS	31.304
4	38 H. SOOMER	31.396
5	94 C. PEROLARI	31.429
6	4 S. ODENDAAL	31.436
7	61 C. ÖNCÜ	31.451
8	56 P. SEBESTYEN	31.476
9	3 R. DE ROSA	31.482
10	32 I. VIÑALES	31.491
11	34 K. MANFREDI	31.526
12	81 M. GONZALEZ	31.535
13	5 P. OETTL	31.537
14	47 A. BASSANI	31.582
15	22 F. FULIGNI	31.685
16	77 M. PONS	31.729
17	99 D. WEBB	31.798
18	83 L. EPIS	31.814
19	84 L. CRESSON	32.025
20	9 G. HENDRA PRATAMA	32.107
21	52 P. HOBELSBERGER	32.130
22	6 M. HERRERA	32.175
23	25 A. VERDOÍA	32.201
24	2 L. MONTELLA	32.456

SEG. 3		
1	16 J. CLUZEL	20.557
2	44 L. MAHIAS	20.587
3	3 R. DE ROSA	20.628
4	32 I. VIÑALES	20.716
5	55 A. LOCATELLI	20.719
6	56 P. SEBESTYEN	20.799
7	94 C. PEROLARI	20.812
8	38 H. SOOMER	20.812
9	4 S. ODENDAAL	20.860
10	34 K. MANFREDI	20.862
11	61 C. ÖNCÜ	20.866
12	47 A. BASSANI	20.878
13	81 M. GONZALEZ	20.879
14	5 P. OETTL	20.891
15	83 L. EPIS	20.966
16	77 M. PONS	20.993
17	99 D. WEBB	21.039
18	22 F. FULIGNI	21.051
19	6 M. HERRERA	21.155
20	84 L. CRESSON	21.175
21	9 G. HENDRA PRATAMA	21.204
22	2 L. MONTELLA	21.249
23	52 P. HOBELSBERGER	21.307
24	25 A. VERDOÍA	21.352

SEG. 4		
1	55 A. LOCATELLI	19.621
2	47 A. BASSANI	19.707
3	32 I. VIÑALES	19.742
4	81 M. GONZALEZ	19.748
5	61 C. ÖNCÜ	19.766
6	44 L. MAHIAS	19.769
7	4 S. ODENDAAL	19.779
8	38 H. SOOMER	19.782
9	34 K. MANFREDI	19.791
10	56 P. SEBESTYEN	19.800
11	5 P. OETTL	19.811
12	94 C. PEROLARI	19.814
13	16 J. CLUZEL	19.821
14	52 P. HOBELSBERGER	19.826
15	99 D. WEBB	19.838
16	25 A. VERDOÍA	19.887
17	3 R. DE ROSA	19.889
18	77 M. PONS	19.916
19	84 L. CRESSON	20.028
20	22 F. FULIGNI	20.103
21	6 M. HERRERA	20.110
22	2 L. MONTELLA	20.186
23	9 G. HENDRA PRATAMA	20.231
24	83 L. EPIS	20.390

09/08/2020

These data/results cannot be reproduced, stored and/or transmitted in whole or in part by any manner of electronic, mechanical, photocopying, recording, broadcasting or otherwise now known or herein after developed without the previous express consent by the copyright owner, except for reproduction in daily press and regular printed publications on sale to the public within 60 days of the event related to those data/results and always provided that copyright symbol appears together as follows below.

© DORNA WSBK ORGANIZATION Srl 2020

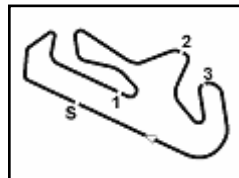
FICR PERUGIA TIMING



Official Tyre Supplier



Official Timekeeper



Portimao 4.592 m

## Motul Portuguese Round, 7 - 9 August 2020

### Ideal Times Warm Up

No.	Rider	Nat	Bike	Seg. 1	Seg. 2	Seg. 3	Seg. 4	Ideal Time		
				Diff. 1	Diff. 2	Diff. 3	Diff. 4	Best Lap	Pos.	Diff.
1	<b>55 A. LOCATELLI</b>	ITA	Yamaha YZF R6	<b>33.465</b>	<b>31.083</b> +0.111	20.719 +0.009	<b>19.621</b> +0.075	<b>1'44.888</b> 1'45.083	1	0.195
2	<b>16 J. CLUZEL</b>	FRA	Yamaha YZF R6	33.617 +0.220	31.266 +0.037	<b>20.557</b>	19.821 +0.079	<b>1'45.261</b> 1'45.597	3	0.336
3	<b>44 L. MAHIAS</b>	FRA	Kawasaki ZX-6R	33.646	31.304 +0.131	20.587 +0.084	19.769	<b>1'45.306</b> 1'45.521	2	0.215
4	<b>32 I. VIÑALES</b>	ESP	Yamaha YZF R6	33.694	31.491	20.716	19.742	<b>1'45.643</b> 1'45.643	4	
5	<b>3 R. DE ROSA</b>	ITA	MV Agusta F3 675	33.733 +0.018	31.482	20.628 +0.115	19.889 +0.040	<b>1'45.732</b> 1'45.905	5	0.173
6	<b>38 H. SOOMER</b>	EST	Yamaha YZF R6	33.819	31.396 +0.189	20.812 +0.032	19.782	<b>1'45.809</b> 1'46.030	7	0.221
7	<b>94 C. PEROLARI</b>	FRA	Yamaha YZF R6	33.818 +0.005	31.429 +0.099	20.812	19.814	<b>1'45.873</b> 1'45.977	6	0.104
8	<b>5 P. OETTL</b>	GER	Kawasaki ZX-6R	33.726 +0.061	31.537 +0.413	20.891 +0.058	19.811	<b>1'45.965</b> 1'46.497	13	0.532
9	<b>61 C. ÖNCÜ</b>	TUR	Kawasaki ZX-6R	33.937 +0.132	31.451	20.866	19.766	<b>1'46.020</b> 1'46.152	9	0.132
10	<b>4 S. ODENDAAL</b>	RSA	Yamaha YZF R6	33.945 +0.060	31.436	20.860 +0.127	19.779 +0.033	<b>1'46.020</b> 1'46.240	10	0.220
11	<b>81 M. GONZALEZ</b>	ESP	Kawasaki ZX-6R	33.870	31.535 +0.057	20.879	19.748 +0.039	<b>1'46.032</b> 1'46.128	8	0.096
12	<b>47 A. BASSANI</b>	ITA	Yamaha YZF R6	33.952	31.582	20.878 +0.031	19.707 +0.188	<b>1'46.119</b> 1'46.338	11	0.219
13	<b>56 P. SEBESTYEN</b>	HUN	Yamaha YZF R6	34.097 +0.049	31.476 +0.103	20.799	19.800 +0.089	<b>1'46.172</b> 1'46.413	12	0.241
14	<b>34 K. MANFREDI</b>	ITA	Yamaha YZF R6	34.049 +0.081	31.526	20.862 +0.058	19.791 +0.229	<b>1'46.228</b> 1'46.596	14	0.368
15	<b>99 D. WEBB</b>	GBR	Yamaha YZF R6	34.099 +0.139	31.798 +0.043	21.039	19.838	<b>1'46.774</b> 1'46.956	15	0.182
16	<b>77 M. PONS</b>	ESP	Yamaha YZF R6	34.140 +0.097	31.729 +0.159	20.993 +0.002	19.916 +0.090	<b>1'46.778</b> 1'47.126	16	0.348
17	<b>22 F. FULIGNI</b>	ITA	MV Agusta F3 675	34.411	31.685 +0.047	21.051 +0.018	20.103 +0.093	<b>1'47.250</b> 1'47.408	17	0.158
18	<b>83 L. EPIS</b>	AUS	Yamaha YZF R6	34.367 +0.184	31.814 +0.125	20.966	20.390 +0.026	<b>1'47.537</b> 1'47.872	20	0.335
19	<b>25 A. VERDOIA</b>	FRA	Yamaha YZF R6	34.189	32.201	21.352	19.887 +0.083	<b>1'47.629</b> 1'47.712	18	0.083
20	<b>84 L. CRESSON</b>	BEL	Yamaha YZF R6	34.486 +0.014	32.025 +0.016	21.175 +0.073	20.028 +0.053	<b>1'47.714</b> 1'47.870	19	0.156
21	<b>52 P. HOBELSBERGER</b>	GER	Honda CBR600RR	34.540 +0.049	32.130 +0.004	21.307	19.826 +0.158	<b>1'47.803</b> 1'48.014	21	0.211
22	<b>9 G. HENDRA PRATAMA</b>	INA	Yamaha YZF R6	34.414	32.107 +0.094	21.204 +0.038	20.231 +0.048	<b>1'47.956</b> 1'48.136	23	0.180
23	<b>6 M. HERRERA</b>	ESP	Honda CBR600RR	34.605	32.175	21.155	20.110 +0.074	<b>1'48.045</b> 1'48.119	22	0.074
24	<b>2 L. MONTELLA</b>	ITA	Yamaha YZF R6	34.613 +0.119	32.456	21.249 +0.029	20.186 +0.103	<b>1'48.504</b> 1'48.755	24	0.251
<b>Overall Ideal Time</b>				<b>33.465</b>	<b>31.083</b>	<b>20.557</b>	<b>19.621</b>	<b>1'44.726</b>		

09/08/2020

These data/results cannot be reproduced, stored and/or transmitted in whole or in part by any manner of electronic, mechanical, photocopying, recording, broadcasting or otherwise now known or herein after developed without the previous express consent by the copyright owner, except for reproduction in daily press and regular printed publications on sale to the public within 60 days of the event related to those data/results and always provided that copyright symbol appears together as follows below.

© DORNA WSBK ORGANIZATION Srl 2020

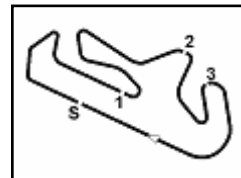
FICR PERUGIA TIMING



Official Tyre Supplier



Official Timekeeper



## Motul Portuguese Round, 7 - 9 August 2020

### Chronological Analysis Warm Up

Portimao 4.592 m

1 / 3

1° 55 A. LOCATELLI (1'45.083)							
Lap	Seg.1	Seg.2	Seg.3	Seg.4	Lap Time	km/h	Local Time
1		33.700	21.455	20.077			9:28'32.307
2	34.095	31.760	21.035	19.776	1'46.666	<b>273,6</b>	9:30'18.973
3	33.762	31.248	20.781	19.688	1'45.479	271,6	9:32'04.452
4	<b>33.465</b>	31.194	20.728	19.696	<b>1'45.083</b>	272,3	9:33'49.535
5	33.507	31.296	20.978	<b>19.621</b>	1'45.402	272,9	9:35'34.937
6	36.610	33.973	22.795	20.700	1'54.078	272,3	9:37'29.015
7	33.678	<b>31.083</b>	<b>20.719</b>	19.761	1'45.241	272,3	9:39'14.256
8	37.482	32.301	21.779	19.876	1'51.438	<b>273,6</b>	9:41'05.694

2° 44 L. MAHIAS (1'45.521)							
Lap	Seg.1	Seg.2	Seg.3	Seg.4	Lap Time	km/h	Local Time
1		32.215	21.637	19.985			9:28'06.154
2	35.720	41.803	21.455	19.948	1'58.926	<b>271,6</b>	9:30'05.080
3	33.985	<b>31.304</b>	20.624	19.784	1'45.697	269,6	9:31'50.777
4	33.766	31.335	<b>20.587</b>	19.931	1'45.619	269,6	9:33'36.396
5	34.147	32.801	26.008	22.169	1'55.125	270,2	9:35'31.521
6	35.071	40.053	22.603	20.855	1'58.582	263,7	9:37'30.103
7	<b>33.646</b>	31.435	20.671	<b>19.769</b>	<b>1'45.521</b>	268,9	9:39'15.624
8	33.888	31.734	20.794	19.868	1'46.284	267,6	9:41'01.908

3° 16 J. CLUZEL (1'45.597)							
Lap	Seg.1	Seg.2	Seg.3	Seg.4	Lap Time	km/h	Local Time
1		32.470	21.607	20.089			9:28'05.628
2	43.431	32.513	20.882	19.952	1'56.778	270,9	9:30'02.406
3	34.060	31.800	20.675	19.852	1'46.387	271,6	9:31'48.793
4	33.837	31.303	<b>20.557</b>	19.900	<b>1'45.597</b>	<b>272,3</b>	9:33'34.390
5	36.636	32.606			2'02.319	270,9	9:35'36.709
6	33.694	<b>31.266</b>	20.827	<b>19.821</b>	1'45.608	271,6	9:37'22.317
7	<b>33.617</b>	32.551	21.022	20.048	1'47.238	268,9	9:39'09.555
8	33.724	31.690	20.871	19.983	1'46.268	269,6	9:40'55.823

4° 32 I. VIÑALES (1'45.643)							
Lap	Seg.1	Seg.2	Seg.3	Seg.4	Lap Time	km/h	Local Time
1		33.358	21.452	20.059			9:27'17.425
2	34.092	31.738	20.728	19.904	1'46.462	269,6	9:29'03.887
3	33.962	31.524	20.747	19.911	1'46.144	272,3	9:30'50.031
4	37.882	31.690	20.885	19.887	1'50.344C	275,0	9:32'40.375
5	33.858	38.081	21.598	19.967	1'53.504	272,9	9:34'33.879
6	<b>33.694</b>	<b>31.491</b>	<b>20.716</b>	<b>19.742</b>	<b>1'45.643</b>	273,6	9:36'19.522
7	34.280	31.730	21.345	20.099	1'47.454	<b>278,6</b>	9:38'06.976
8	33.975	31.614	26.133	20.129	1'51.851	272,3	9:39'58.827
9	33.888	31.749	21.328	20.159	1'47.124	270,9	9:41'45.951

5° 3 R. DE ROSA (1'45.905)							
Lap	Seg.1	Seg.2	Seg.3	Seg.4	Lap Time	km/h	Local Time
1		38.739	22.245	21.715			9:27'23.583
2	34.401	31.844	21.367	20.166	1'47.778	272,3	9:29'11.361
3	34.016	31.594	20.854	20.020	1'46.484	270,9	9:30'57.845
4	<b>33.733</b>	31.662	20.783	20.148	1'46.326	272,9	9:32'44.171
5	33.909	31.642	21.474	19.903	1'46.928	272,9	9:34'31.099
6	33.871	31.500	<b>20.628</b>	20.047	1'46.046	<b>281,5</b>	9:36'17.145
7	33.751	<b>31.482</b>	20.743	19.929	<b>1'45.905</b>	274,3	9:38'03.050
8	33.878	<b>31.482</b>	20.663	<b>19.889</b>	1'45.912	274,3	9:39'48.962
9	38.047	37.845	21.448	20.472	1'57.812	280,7	9:41'46.774

6° 94 C. PEROLARI (1'45.977)							
Lap	Seg.1	Seg.2	Seg.3	Seg.4	Lap Time	km/h	Local Time
1		33.980	21.744	20.055			9:27'18.548
2	34.139	31.672	20.845	19.941	1'46.597	269,6	9:29'05.145
3	33.823	31.528	<b>20.812</b>	<b>19.814</b>	<b>1'45.977</b>	273,6	9:30'51.122

4	<b>33.818</b>	<b>31.429</b>	21.038	19.861	1'46.146	274,3	9:32'37.268
5	38.060	36.296	21.159	20.002	1'55.517	272,9	9:34'32.785
6	33.857	31.721	21.091	19.871	1'46.540	273,6	9:36'19.325
7	33.959	31.816	21.001	20.017	1'46.793	<b>276,4</b>	9:38'06.118
8	36.023	32.017	21.335	20.280	1'49.655	269,6	9:39'55.773
9	34.736	33.398	22.131	28.567	1'58.832P	268,2	9:41'54.605

7° 38 H. SOOMER (1'46.030)							
Lap	Seg.1	Seg.2	Seg.3	Seg.4	Lap Time	km/h	Local Time
1		32.255	20.982	19.988			9:27'10.832
2	34.896	31.802	20.936	19.894	1'47.528	269,6	9:28'58.360
3	<b>33.819</b>	31.585	20.844	<b>19.782</b>	<b>1'46.030</b>	271,6	9:30'44.390
4	35.531	31.658	21.411	26.928	1'55.528CP	<b>275,0</b>	9:32'39.918
5	1'35.246	31.680	20.999	19.993	2'47.918P		9:35'27.836
6	34.090	<b>31.396</b>	<b>20.812</b>	19.818	1'46.116	267,6	9:37'13.952
7	33.924	31.570	20.911	19.873	1'46.278	268,2	9:39'00.230
8	34.088	31.649	21.028	19.946	1'46.711	267,6	9:40'46.941

8° 81 M. GONZALEZ (1'46.128)							
Lap	Seg.1	Seg.2	Seg.3	Seg.4	Lap Time	km/h	Local Time
1		33.183	21.842	20.345			9:27'00.620
2	34.514	31.816	21.139	20.016	1'47.485	263,7	9:28'48.105
3	34.496	31.666	20.931	19.820	1'46.913	263,7	9:30'35.018
4	34.394	<b>31.535</b>	22.194	19.825	1'47.948	264,9	9:32'22.966
5	<b>33.870</b>	31.592	<b>20.879</b>	19.787	<b>1'46.128</b>	269,6	9:34'09.094
6	34.116	31.713	21.016	19.846	1'46.691	<b>270,2</b>	9:35'55.785
7	34.016	31.777	21.066	<b>19.748</b>	1'46.607	268,9	9:37'42.392
8	42.411	33.480	24.183	21.107	2'01.181	259,2	9:39'43.573
9	34.118	32.114	21.880	20.132	1'48.244	267,6	9:41'31.817

9° 61 C. ÖNCÜ (1'46.152)							
Lap	Seg.1	Seg.2	Seg.3	Seg.4	Lap Time	km/h	Local Time
1		33.066	22.056	20.234			9:27'00.958
2	34.442	31.836	21.106	19.828	1'47.212	269,6	9:28'48.170
3	34.076	31.685	20.998	19.959	1'46.718	<b>272,3</b>	9:30'34.888
4	34.203	<b>31.451</b>	21.285	19.837	1'46.776	268,2	9:32'21.664
5	34.069	<b>31.451</b>	<b>20.866</b>	<b>19.766</b>	<b>1'46.152</b>	266,9	9:34'07.816
6	<b>33.937</b>	31.593	21.036	19.893	1'46.459	270,2	9:35'54.275
7	34.180	32.857	21.102	19.955	1'48.094	269,6	9:37'42.369
8	36.288	32.667	21.007	20.595	1'50.557	266,2	9:39'32.926
9	34.260	31.688	20.951	20.079	1'46.978	266,2	9:41'19.904

10° 4 S. ODENDAAL (1'46.240)							
Lap	Seg.1	Seg.2	Seg.3	Seg.4	Lap Time	km/h	Local Time
1		33.005	21.548	20.313			9:27'14.653
2	34.349	32.005	21.106	20.083	1'47.543	269,6	9:29'02.196
3	34.163	31.773	21.195	20.063	1'47.194	270,2	9:30'49.390
4	34.005	<b>31.436</b>	20.987	19.812	<b>1'46.240</b>	272,3	9:32'35.630
5	38.036	32.580	21.295	19.921	1'51.832	272,3	9:34'27.462
6	<b>33.945</b>	31.670	20.947	20.050	1'46.612	<b>272,9</b>	9:36'14.074
7	34.022	31.628	20.869	19.956	1'46.475	266,9	9:38'00.549
8	35.528	31.698	20.992	19.978	1'48.196	269,6	9:39'48.745
9	34.202	31.465	<b>20.860</b>	<b>19.779</b>	1'46.306	<b>272,9</b>	9:41'35.051

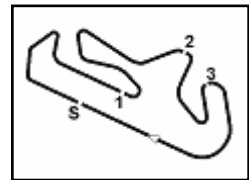
11° 47 A. BASSANI (1'46.338)							
Lap	Seg.1	Seg.2	Seg.3	Seg.4	Lap Time	km/h	Local Time
1		34.129	21.921	20.237			9:27'08.685
2	34.480	32.174	21.104	19.865	1'47.623	266,2	9:28'56.308
3	34.450	31.671	20.930	19.816	1'46.867	270,9	9:30'43.175
4	34.181	31.635	20.881	19.812	1'46.509	270,9	9:32'29.684
5	40.458	35.453	22.559	19.838	1'58.308	272,3	9:34'27.992
6	33.992	31.744	21.238	<b>19.707</b>	1'46.681	<b>275,0</b>	9:36'14.673

09/08/2020 P = Pits In/Out - C = Lap Time Cancelled

These data/results cannot be reproduced, stored and/or transmitted in whole or in part by any manner of electronic, mechanical, photocopying, recording, broadcasting or otherwise now known or herein after developed without the previous express consent by the copyright owner, except for reproduction in daily press and regular printed publications on sale to the public within 60 days of the event related to those data/results and always provided that copyright symbol appears together as follows below.

© DORNA WSBK ORGANIZATION Srl 2020





## Motul Portuguese Round, 7 - 9 August 2020

### Chronological Analysis Warm Up

7	<b>33.952</b>	<b>31.582</b>	20.909	19.895	<b>1'46.338</b>	271,6	9:38'01.011
8	34.092	31.720	20.883	20.075	1'46.770	270,9	9:39'47.781
9	34.289	31.751	<b>20.878</b>	19.976	1'46.894	267,6	9:41'34.675

12° 56 P. SEBESTYEN (1'46.413)							
Lap	Seg.1	Seg.2	Seg.3	Seg.4	Lap Time	km/h	Local Time
1		33.048	22.706	20.172			9:27'03.203
2	34.570	31.742	21.143	<b>19.800</b>	1'47.255	266,9	9:28'50.458
3	34.275	31.986	20.864	19.953	1'47.078	<b>277,1</b>	9:30'37.536
4	34.302	<b>31.476</b>	20.990	19.872	1'46.640	267,6	9:32'24.176
5	34.146	31.579	<b>20.799</b>	19.889	<b>1'46.413</b>	266,2	9:34'10.589
6	37.471	38.844	22.165	20.103	1'58.583	268,2	9:36'09.172
7	34.170	31.654	20.927	19.977	1'46.728	264,9	9:37'55.900
8	<b>34.097</b>	31.596	20.878	19.867	1'46.438	264,9	9:39'42.338
9	34.174	32.287	23.191	19.947	1'49.599	268,2	9:41'31.937

13° 5 P. OETTL (1'46.497)							
Lap	Seg.1	Seg.2	Seg.3	Seg.4	Lap Time	km/h	Local Time
1		38.698	22.447	21.671			9:27'23.877
2	34.410	31.845	21.249	20.049	1'47.553	275,0	9:29'11.430
3	34.314	<b>31.537</b>	20.982	19.830	1'46.663	269,6	9:30'58.093
4	34.113	31.598	21.342	19.877	1'46.930	277,8	9:32'45.023
5	33.787	31.950	20.949	<b>19.811</b>	<b>1'46.497</b>	272,9	9:34'31.520
6	34.346	31.972	21.322	20.104	1'47.744	275,0	9:36'19.264
7	36.173	35.330	23.894	20.095	1'55.492	<b>278,6</b>	9:38'14.756
8	<b>33.726</b>	32.157	<b>20.891</b>	19.888	1'46.662	275,0	9:40'01.418

14° 34 K. MANFREDI (1'46.596)							
Lap	Seg.1	Seg.2	Seg.3	Seg.4	Lap Time	km/h	Local Time
1		35.764	23.271	20.225			9:27'01.649
2	34.756	31.948	21.058	20.045	1'47.807	262,4	9:28'49.456
3	34.344	31.752	21.073	19.904	1'47.073	263,7	9:30'36.529
4	34.233	33.058	21.049	19.920	1'48.260	262,4	9:32'24.789
5	34.086	35.851			2'03.074	268,2	9:34'27.863
6	34.310	31.757	21.193	<b>19.791</b>	1'47.051	<b>268,9</b>	9:36'14.914
7	34.130	<b>31.526</b>	20.920	20.020	<b>1'46.596</b>	<b>268,9</b>	9:38'01.510
8	<b>34.049</b>	31.639	<b>20.862</b>	20.070	1'46.620	267,6	9:39'48.130
9	34.262	31.605	20.923	20.010	1'46.800	264,3	9:41'34.930

15° 99 D. WEBB (1'46.956)							
Lap	Seg.1	Seg.2	Seg.3	Seg.4	Lap Time	km/h	Local Time
1		33.110	23.246	20.130			9:27'04.760
2	34.715	32.140	21.070	19.971	1'47.896	268,2	9:28'52.656
3	34.495	37.092	27.538	20.006	1'59.131	266,2	9:30'51.787
4	34.238	31.841	<b>21.039</b>	<b>19.838</b>	<b>1'46.956</b>	268,9	9:32'38.743
5	34.404	31.873	21.262	19.938	1'47.477	270,2	9:34'26.220
6	34.510	32.788	21.131	19.941	1'48.370	268,2	9:36'14.590
7	35.641	32.525	21.081	19.843	1'49.090	269,6	9:38'03.680
8	<b>34.099</b>	<b>31.798</b>	21.571	19.991	1'47.459	<b>272,3</b>	9:39'51.139
9	42.865	32.583	21.525	20.053	1'57.026	267,6	9:41'48.165

16° 77 M. PONS (1'47.126)							
Lap	Seg.1	Seg.2	Seg.3	Seg.4	Lap Time	km/h	Local Time
1		33.104	21.821	20.179			9:26'56.200
2	34.556	32.361	21.309	20.112	1'48.338	267,6	9:28'44.538
3	34.378	31.974	21.033	20.081	1'47.466	268,2	9:30'32.004
4	34.388	<b>31.729</b>	21.205	19.989	1'47.311	269,6	9:32'19.315
5	34.357	31.965	21.037	19.992	1'47.351	<b>272,3</b>	9:34'06.666
6	<b>34.140</b>	31.857	21.158	20.185	1'47.340	259,2	9:35'54.006
7	34.141	32.062	21.117	20.016	1'47.336	266,2	9:37'41.342
8	37.040	33.937	<b>20.993</b>	<b>19.916</b>	1'51.886	266,9	9:39'33.228
9	34.237	31.888	20.995	20.006	<b>1'47.126</b>	269,6	9:41'20.354

17° 22 F. FULIGNI (1'47.408)							
Lap	Seg.1	Seg.2	Seg.3	Seg.4	Lap Time	km/h	Local Time
1		33.246	22.009	20.570			9:28'25.169
2	35.387	32.291	25.618	21.393	1'54.689	260,5	9:30'19.858
3	34.727	31.970	21.158	20.329	1'48.184	<b>266,9</b>	9:32'08.042
4	34.460	38.406	23.941	20.643	1'57.450	263,0	9:34'05.492
5	37.043	33.272	21.305	20.206	1'51.826	263,7	9:35'57.318
6	34.553	<b>31.685</b>	21.137	<b>20.103</b>	1'47.478	266,2	9:37'44.796
7	<b>34.411</b>	31.732	21.069	20.196	<b>1'47.408</b>	264,9	9:39'32.204
8	34.485	33.539	<b>21.051</b>	20.291	1'49.366	260,5	9:41'21.570

18° 25 A. VERDOÍA (1'47.712)							
Lap	Seg.1	Seg.2	Seg.3	Seg.4	Lap Time	km/h	Local Time
1		32.850	21.523	20.023			9:27'31.170
2	34.369	32.331	21.531	<b>19.887</b>	1'48.118	261,7	9:29'19.288
3	34.261	32.205	21.426	19.900	1'47.792	263,0	9:31'07.080
4	<b>34.189</b>	<b>32.201</b>	<b>21.352</b>	19.970	<b>1'47.712</b>	<b>265,6</b>	9:32'54.792
5	34.409	32.393	21.433	20.054	1'48.289	<b>265,6</b>	9:34'43.081
6	34.207	32.287	21.378	20.038	1'47.910	263,7	9:36'30.991
7	34.402	32.250	21.498	20.009	1'48.159	261,1	9:38'19.150
8	34.287	32.335	21.498	20.117	1'48.237	260,5	9:40'07.387

19° 84 L. CRESSON (1'47.870)							
Lap	Seg.1	Seg.2	Seg.3	Seg.4	Lap Time	km/h	Local Time
1		35.454	22.928	20.390			9:27'01.387
2	37.151	33.739	21.552	20.070	1'52.512	264,3	9:28'53.899
3	34.650	32.359	21.500	20.075	1'48.584	268,2	9:30'42.483
4	38.012	32.186	21.534	<b>20.028</b>	1'51.760	266,2	9:32'34.243
5	34.520	32.270	21.405	20.132	1'48.327	266,2	9:34'22.570
6	40.436	<b>32.025</b>	25.549	20.030	1'58.040	264,9	9:36'20.610
7	34.500	32.041	21.248	20.081	<b>1'47.870</b>	<b>268,9</b>	9:38'08.480
8	<b>34.486</b>	32.143	<b>21.175</b>	20.068	1'47.872	266,9	9:39'56.352
9	34.504	32.274	21.367	20.170	1'48.315	266,9	9:41'44.667

20° 83 L. EPIS (1'47.872)							
Lap	Seg.1	Seg.2	Seg.3	Seg.4	Lap Time	km/h	Local Time
1		33.251	21.427	20.798			9:26'51.947
2	34.949	32.354	21.310	20.754	1'49.367	261,7	9:28'41.314
3	34.744	32.067	21.462	20.628	1'48.901	261,7	9:30'30.215
4	34.807	32.072	21.239	20.594	1'48.712	261,7	9:32'18.927
5	34.758	32.343	21.244	<b>20.390</b>	1'48.735	261,7	9:34'07.662
6	34.551	31.939	<b>20.966</b>	20.416	<b>1'47.872</b>	262,4	9:35'55.534
7	34.665	<b>31.814</b>	23.607	20.593	1'50.679	<b>263,0</b>	9:37'46.213
8	<b>34.367</b>	31.978	22.072	20.491	1'48.908	258,0	9:39'35.121
9	36.848	36.509	23.815	32.085	2'09.257P	259,2	9:41'44.378

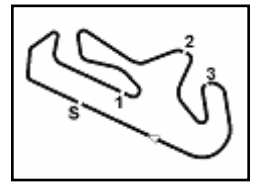
21° 52 P. HOBELSBERGER (1'48.014)							
Lap	Seg.1	Seg.2	Seg.3	Seg.4	Lap Time	km/h	Local Time
1		34.868	22.353	20.654			9:27'00.783
2	35.378	32.298	21.700	20.036	1'49.412	259,2	9:28'50.195
3	39.586	32.392	21.820	<b>19.826</b>	1'53.624	<b>274,3</b>	9:30'43.819
4	<b>34.540</b>	32.188	21.437	19.852	1'48.017	272,9	9:32'31.836
5	44.120	33.376	21.635	19.954	1'59.085	272,3	9:34'30.921
6	34.704	<b>32.130</b>	21.317	19.999	1'48.150	271,6	9:36'19.071
7	40.057	33.198	22.179	20.152	1'55.586	272,3	9:38'14.657
8	34.589	32.134	<b>21.307</b>	19.984	<b>1'48.014</b>	267,6	9:40'02.671

22° 6 M. HERRERA (1'48.119)							
Lap	Seg.1	Seg.2	Seg.3	Seg.4	Lap Time	km/h	Local Time
1		35.402	22.614	20.209			9:27'01.430
2	35.045	32.347	21.471	<b>20.110</b>	1'48.973	<b>271,6</b>	9:28'50.403

09/08/2020 P = Pits In/Out - C = Lap Time Cancelled

These data/results cannot be reproduced, stored and/or transmitted in whole or in part by any manner of electronic, mechanical, photocopying, recording, broadcasting or otherwise now known or herein after developed without the previous express consent by the copyright owner, except for reproduction in daily press and regular printed publications on sale to the public within 60 days of the event related to those data/results and always provided that copyright symbol appears together as follows below.

© DORNA WSBK ORGANIZATION Srl 2020



## Motul Portuguese Round, 7 - 9 August 2020

### Chronological Analysis Warm Up

3	34.887	32.187	21.357	20.291	1'48.722	269,6	9:30'39.125
4	34.893	32.211	21.194	20.230	1'48.528	270,2	9:32'27.653
5	34.902	32.413	21.477	20.336	1'49.128	268,9	9:34'16.781
6	34.723	32.378	21.299	20.189	1'48.589	268,9	9:36'05.370
7	34.663	32.230	21.257	20.261	1'48.411	268,9	9:37'53.781
8	<b>34.605</b>	<b>32.175</b>	<b>21.155</b>	20.184	<b>1'48.119</b>	266,9	9:39'41.900
9	35.555	32.270	21.612	20.268	1'49.705	266,9	9:41'31.605

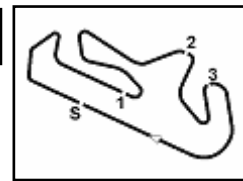
23° 9 G. HENDRA PRATAMA (1'48.136)							
Lap	Seg.1	Seg.2	Seg.3	Seg.4	Lap Time	km/h	Local Time
1		33.246	21.967	20.680			9:27'44.777
2	35.011	32.531	21.511	20.395	1'49.448	263,0	9:29'34.225
3	34.903	32.475	21.216	20.335	1'48.929	<b>266,9</b>	9:31'23.154
4	34.707	33.198	27.866	20.670	1'56.441	<b>266,9</b>	9:33'19.595
5	<b>34.414</b>	32.201	21.242	20.279	<b>1'48.136</b>	260,5	9:35'07.731
6	34.572	32.204	21.349	20.292	1'48.417	260,5	9:36'56.148
7	34.631	<b>32.107</b>	<b>21.204</b>	<b>20.231</b>	1'48.173	262,4	9:38'44.321
8	39.397	33.075	21.702	20.747	1'54.921	264,3	9:40'39.242

24° 2 L. MONTELLA (1'48.755)							
Lap	Seg.1	Seg.2	Seg.3	Seg.4	Lap Time	km/h	Local Time
1		34.069	21.827	20.548			9:27'20.549
2	35.756	33.044	21.504	20.487	1'50.791	265,6	9:29'11.340
3	35.209	32.471	21.445	20.401	1'49.526	264,3	9:31'00.866
4	<b>34.613</b>	32.809	21.346	20.428	1'49.196	<b>266,2</b>	9:32'50.062
5	34.807	32.677	21.418	20.399	1'49.301	264,9	9:34'39.363
6	34.949	32.629	21.415	20.353	1'49.346	264,9	9:36'28.709
7	37.451	32.469	<b>21.249</b>	<b>20.186</b>	1'51.355	264,3	9:38'20.064
8	34.732	<b>32.456</b>	21.278	20.289	<b>1'48.755</b>	<b>266,2</b>	9:40'08.819

09/08/2020 P = Pits In/Out - C = Lap Time Cancelled

These data/results cannot be reproduced, stored and/or transmitted in whole or in part by any manner of electronic, mechanical, photocopying, recording, broadcasting or otherwise now known or herein after developed without the previous express consent by the copyright owner, except for reproduction in daily press and regular printed publications on sale to the public within 60 days of the event related to those data/results and always provided that copyright symbol appears together as follows below.

© DORNA WSBK ORGANIZATION Srl 2020



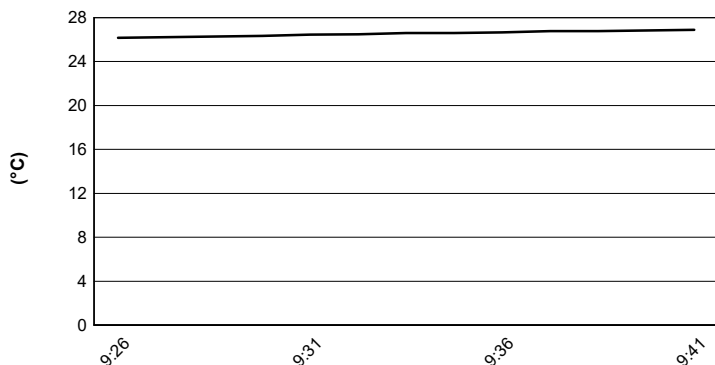
Portimao 4.592 m

## Motul Portuguese Round, 7 - 9 August 2020

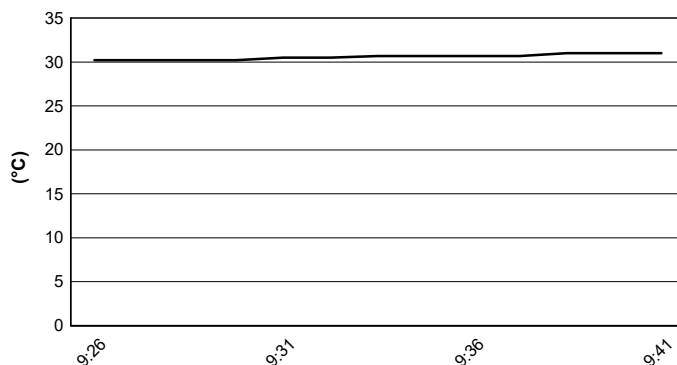
### Weather Report Warm Up

Session started 09:25 - Session ended 9:42


#### Air Temperature



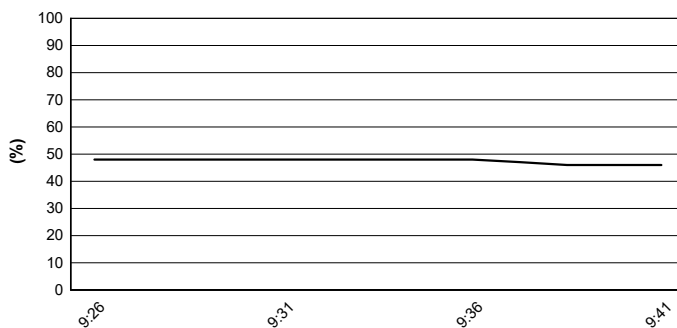
#### Track Temperature



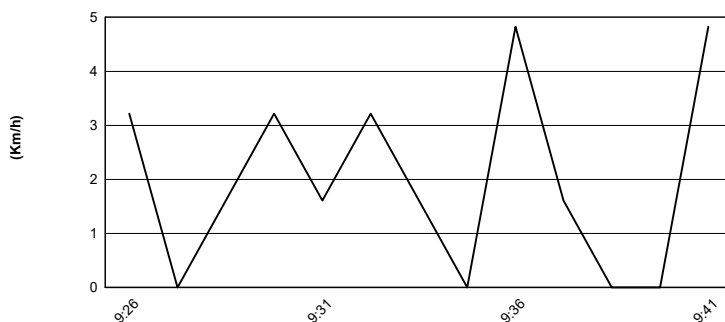
#### Air Pressure



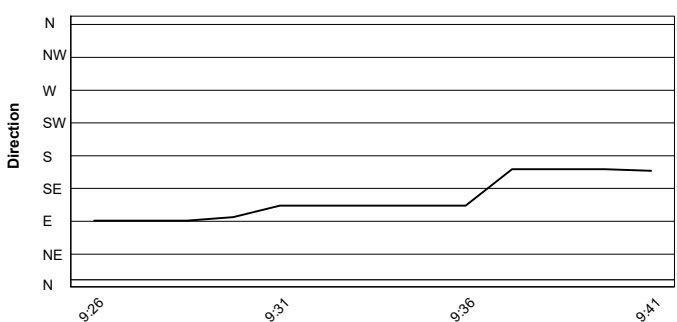
#### Humidity



#### Wind Speed



#### Wind Direction

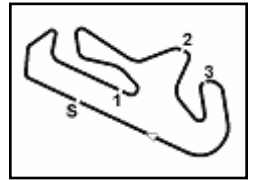


09/08/2020

These data/results cannot be reproduced, stored and/or transmitted in whole or in part by any manner of electronic, mechanical, photocopying, recording, broadcasting or otherwise now known or herein after developed without the previous express consent by the copyright owner, except for reproduction in daily press and regular printed publications on sale to the public within 60 days of the event related to those data/results and always provided that copyright symbol appears together as follows below.

© DORNA WSBK ORGANIZATION Srl 2020





Portimao 4.592 m

**Motul Portuguese Round, 7 - 9 August 2020**
**Starting Grid - Race 2**

17 Laps x 4,592 km = 78,064 km

1	55 LOCATELLI A. Yamaha 1'44.627	2	16 CLUZEL J. Yamaha 1'44.853	3	94 PEROLARI C. Yamaha 1'45.233	
2	4	32 VIÑALES I. Yamaha 1'45.301	5	44 MAHIAS L. Kawasaki 1'45.367	6	5 OETTL P. Kawasaki 1'45.461
3	7	38 SOOMER H. Yamaha 1'45.544	8	81 GONZALEZ M. Kawasaki 1'45.553	9	3 DE ROSA R. MV Agusta 1'45.608
4	10	4 ODENDAAL S. Yamaha 1'45.882	11	56 SEBESTYEN P. Yamaha 1'46.344	12	99 WEBB D. Yamaha 1'46.361
5	13	77 PONS M. Yamaha 1'46.405	14	34 MANFREDI K. Yamaha 1'46.455	15	22 FULIGNI F. MV Agusta 1'46.542
6	16	47 BASSANI A. Yamaha 1'46.574	17	61 ÖNCÜ C. Kawasaki 1'46.707	18	52 HOBELSBERGER P. Honda 1'47.256
7	19	25 VERDOIA A. Yamaha 1'47.463	20	84 CRESSON L. Yamaha 1'47.596	21	9 HENDRA PRATAMA G Yamaha 1'47.628
8	22	83 EPIS L. Yamaha 1'47.663	23	6 HERRERA M. Honda 1'48.193	24	2 MONTELLA L. Yamaha 1'48.590

09/08/2020 The Race Director .....

These data/results cannot be reproduced, stored and/or transmitted in whole or in part by any manner of electronic, mechanical, photocopying, recording, broadcasting or otherwise now known or herein after developed without the previous express consent by the copyright owner, except for reproduction in daily press and regular printed publications on sale to the public within 60 days of the event related to those data/results and always provided that copyright symbol appears together as follows below.

© DORNA WSBK ORGANIZATION Srl 2020

**FIAT PERUGIA TIMING**


Official Tyre Supplier



Official Timekeeper