

Portimao 4.592 m

1 / 2

Motul Portuguese Round, 7 - 9 August 2020

Results Last Chance Race

Laps 10 = 45,920 Km - Time of Race 19'52.915 - Avg. 138,578 km/h

Pos	Grid	No.	Rider	Nat	Team	Bike	Class	LL	Gap	Rel.	Fastest Lap	Speed
1	1	64	H. DE CANCELLIS	FRA	Team TRASIMENO	Yamaha YZF-R3	B	10			1'58.456	205,2
2	11	84	K. ALOISI	ITA	ProGP Racing	Yamaha YZF-R3	A	10	0.205	0.205	1'58.531	213,3
3	3	85	K. SABATUCCI	ITA	Kawasaki GP Project	Kawasaki Ninja 400	B	10	0.257	0.052	1'58.795	208,8
4	5	14	E. DE LA VEGA	FRA	Machado Came SBK	Yamaha YZF-R3	B	10	0.340	0.083	1'58.500	210,4
5	12	72	A. DIAZ	ESP	Biblion Motoxrcing Yamaha WSSP300	Yamaha YZF-R3	A	10	0.397	0.057	1'58.404	213,3
6	15	94	S. SANCHEZ TAMAYO	ESP	ProGP Racing	Yamaha YZF-R3	B	10	0.722	0.325	1'57.697	215,9
7	9	73	J. PEREZ GONZALEZ	ESP	Machado Came SBK	Yamaha YZF-R3	B	10	0.747	0.025	1'58.469	213,3
8	19	44	T. BRAMICH	AUS	Carl Cox-RT Motorsports by SKM-Kawasaki	Kawasaki Ninja 400	A	10	1.254	0.507	1'58.573	216,7
9	4	4	C. STANGE	GER	Freudenberg KTM WorldSSP Team	KTM RC 390 R	A	10	1.301	0.047	1'58.562	210,8
10	6	7	J. GIMBERT	FRA	GP Project	Kawasaki Ninja 400	A	10	1.691	0.390	1'58.616	212,9
11	2	9	P. GRASSIA	ITA	Team CHIODO Moto Racing	Yamaha YZF-R3	A	10	1.882	0.191	1'58.837	210,0
12	13	37	P. FRAGOSO	POR	STAND OS PUTOS Racing Team	Yamaha YZF-R3	A	10	12.416	10.534	1'59.526	206,0
13	21	12	R. DORE	FRA	Doré Racing Team	Yamaha YZF-R3	B	10	12.932	0.516	1'59.349	203,7
14	18	3	M. GAGGI	ITA	Machado Came SBK	Yamaha YZF-R3	A	10	13.128	0.196	1'59.375	207,2
15	16	93	A. QUINET	FRA	TGP Racing	Kawasaki Ninja 400	B	10	14.573	1.445	1'59.216	210,8
16	24	20	G. MATERN	FRA	Machado Came SBK	Yamaha YZF-R3	A	10	1'08.099	53.526	2'00.488	204,5
17	23	47	M. CERVENKA	CZE	Smrz Racing - Willi Race	Kawasaki Ninja 400	B	10	1'21.785	13.686	2'00.502	201,8
18	20	24	D. BLIN	POL	Biblion Motoxrcing Yamaha WSSP300	Yamaha YZF-R3	A	10	1'28.694	6.909	2'01.167	201,0
-----Not Classified-----												
RET	25	77	L. GRUAU	FRA	TGP Racing	Kawasaki Ninja 400	A	6	4 Laps		2'06.756	195,6
RET	8	25	A. KROH	GER	Yamaha MS Racing	Yamaha YZF-R3	A	4	6 Laps		1'58.479	213,3
RET	22	63	M. HRAVA	CZE	ACCR Czech Talent Team - Willi Race	Kawasaki Ninja 400	B	4	6 Laps		1'59.664	209,2
RET	7	21	E. VALENTIM GARCIA	BRA	Scuderia Maranga Racing	Kawasaki Ninja 400	A	0				135,8
RET	14	66	E. MCGLINCHEY	GBR	Team#109 Kawasaki	Kawasaki Ninja 400	A	0				134,8
RET	10	68	J. IOVERNO	ITA	Scuderia Maranga Racing	Kawasaki Ninja 400	B	0				133,3
-----Disqualified-----												
DSQ	17	27	F. ROVELLI	ITA	Kawasaki ParkinGO Team	Kawasaki Ninja 400	A	2	8 Laps			198,8

AIR	Humidity:	56%	Temp:	29°C
TRACK	Condition:	Dry	Temp:	42°C

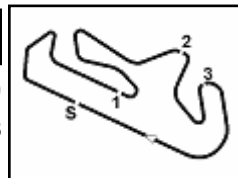
Records	Pole (SP)	2019	M.Gonzalez	1'55.345	143,32 Km/h
	Race (RC)	2019	M.Gonzalez	1'55.810	142,74 Km/h
	All Times (WUP)	2019	S.Deroue	1'55.344	143,32 Km/h
Race Fastest Lap		Lap 5	S.Sanchez Tamayo		1'57.697
					140,46 Km/h

08/08/2020 Start 13:01 End 13:22 The results are provisional until the end of the time limit for protests and appeals and the completion of the technical checks.

These data/results cannot be reproduced, stored and/or transmitted in whole or in part by any manner of electronic, mechanical, photocopying, recording, broadcasting or otherwise now known or herein after developed without the previous express consent by the copyright owner, except for reproduction in daily press and regular printed publications on sale to the public within 60 days of the event related to those data/results and always provided that copyright symbol appears together as follows below.

© DORNA WSBK ORGANIZATION Srl 2020





Motul Portuguese Round, 7 - 9 August 2020

Results Last Chance Race

Race Highlights

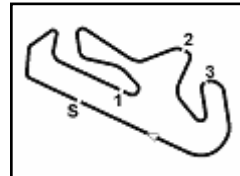
Time	No. Rider	Description
12.45.00		Pit Lane Opened
12.49.05	27 Rovelli	Technical Problem - Turn 5
12.50.00		Pit Lane Closed
12.57.58		Warm-up Lap Start
13.01.27		Start
13.01.46	27 Rovelli	Out
13.02.48	66 McGlinchey	Crashed - Turn 5
13.02.48	68 Ioverno	Crashed - Turn 5
13.02.48	24 Blin	Crashed - Turn 5
13.03.06	24 Blin	Re-joined
13.03.15	21 Valentim Garcia	Crashed - Turn 11
13.03.22		No Jump Start
13.03.41	68 Ioverno	Out
13.03.43	66 McGlinchey	Out
13.04.20	27 Rovelli	Exited Pits
13.04.23	21 Valentim Garcia	Out
13.04.52	27 Rovelli	BLACK FLAG - Art. 1.18.16 (Join race after 1st lap completed)
13.07.41	47 Cervenka	Entered Pits
13.08.24	47 Cervenka	Exited Pits
13.08.24	27 Rovelli	Entered Pits
13.08.46	63 Hrava	Crashed - Re-Joined - Turn 5
13.09.19	27 Rovelli	Disqualified
13.09.51	63 Hrava	Entered Pits
13.13.28		2/3 of Race Distance Completed
13.14.17	77 Gruau	Entered Pits
13.15.00	25 Kroh	Technical Problem - Turn 1
13.15.24	20 Matern	Crashed - Re-Joined - Turn 13
13.15.36	77 Gruau	Retired
13.16.36	72 Diaz	Under investigation - track limits
13.16.55	25 Kroh	Out
13.20.41	68 Ioverno	Medical Centre
13.21.18		Results to be confirmed by Photofinish
13.21.57		Results confirmed
13.22.50		End Of Session

08/08/2020 Start End The results are provisional until the end of the time limit for protests and appeals and the completion of the technical checks.

These data/results cannot be reproduced, stored and/or transmitted in whole or in part by any manner of electronic, mechanical, photocopying, recording, broadcasting or otherwise now known or herein after developed without the previous express consent by the copyright owner, except for reproduction in daily press and regular printed publications on sale to the public within 60 days of the event related to those data/results and always provided that copyright symbol appears together as follows below.

© DORNA WSBK ORGANIZATION Srl 2020





Portimao 4.592 m

1 / 3

Motul Portuguese Round, 7 - 9 August 2020

Lap Chart Last Chance Race

Lap										
	1	2	3	4	5	6	7	8	9	10
1	4	14	64	85	64	64	64	14	84	64
2	64	4	4	64	85	4	14	84	64	84
3	85	85	14	25	4	85	85	4	14	85
4	14	64	85	4	84	72	4	64	72	14
5	84	84	25	84	14	14	72	72	85	72
6	9	25	84	14	72	84	84	85	4	94
7	7	9	72	9	7	73	73	44	94	73
8	25	72	9	72	9	7	44	73	73	44
9	72	7	7	73	73	44	9	94	7	4
10	73	73	73	7	44	9	7	9	44	7
11	44	44	44	44	94	94	94	7	9	9
12	37	94	94	94	93	3	12	37	37	37
13	93	37	63	93	3	93	93	93	3	12
14	94	63	37	3	37	12	3	12	12	3
15	63	93	3	37	12	37	37	3	93	93
16	3	3	93	12	20	20	20	20	20	20
17	12	12	12	20	77	77	47	47	47	47
18	20	20	20	77	47	47	24	24	24	24
19	47	47	47	63	24	24				
20	77	77	77	47						
21	24	24	24	24						
22	27	27								

Final Result		
1	64 H. DE CANCELLIS	Laps 10
2	84 K. ALOISI	0.205
3	85 K. SABATUCCI	0.257
4	14 E. DE LA VEGA	0.340
5	72 A. DIAZ	0.397
6	94 S. SANCHEZ TAMAYO	0.722
7	73 J. PEREZ GONZALEZ	0.747
8	44 T. BRAMICH	1.254
9	4 C. STANGE	1.301
10	7 J. GIMBERT	1.691
11	9 P. GRASSIA	1.882
12	37 P. FRAGOSO	12.416
13	12 R. DORE	12.932
14	3 M. GAGGI	13.128
15	93 A. QUINET	14.573
16	20 G. MATERN	1'08.099
17	47 M. CERVENKA	1'21.785
18	24 D. BLIN	1'28.694
RET	77 L. GRUAU	4 Laps
RET	25 A. KROH	6 Laps
RET	63 M. HRAVA	6 Laps
RET	21 E. VALENTIM GARCIA	
RET	66 E. MCGLINCHEY	
RET	68 J. IOVERNO	
DSQ	27 F. ROVELLI	8 Laps

08/08/2020

These data/results cannot be reproduced, stored and/or transmitted in whole or in part by any manner of electronic, mechanical, photocopying, recording, broadcasting or otherwise now known or herein after developed without the previous express consent by the copyright owner, except for reproduction in daily press and regular printed publications on sale to the public within 60 days of the event related to those data/results and always provided that copyright symbol appears together as follows below.

© DORNA WSBK ORGANIZATION Srl 2020



Official Fuel Supplier

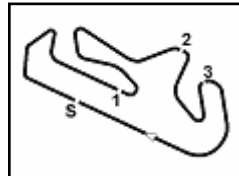


PIRELLI

Official Tyre Supplier



Official Timekeeper



Portimao 4.592 m

2 / 3

Motul Portuguese Round, 7 - 9 August 2020

Lap Chart Last Chance Race

Lap 1

1	4	C. Stange	1'58.956
2	64	H.De Cancellis	0.119
3	85	K.Sabatucci	0.158
4	14	E.De La Vega	0.214
5	84	K.Aloisi	0.987
6	9	P.Grassia	1.288
7	7	J.Gimbert	1.595
8	25	A.Kroh	1.622
9	72	A.Diaz	1.754
10	73	J.Perez Gonzalez	1.814
11	44	T.Bramich	3.091
12	37	P.Fragoso	4.177
13	93	A.Quinet	4.203
14	94	S.Sanchez Tamayo	4.227
15	63	M.Hrava	4.376
16	3	M.Gaggi	4.472
17	12	R.Dore	4.525
18	20	G.Matern	4.889
19	47	M.Cervenka	5.934
20	77	L.Gruau	9.478
21	24	D.Blin	54.826
22	27	F.Rovelli	

Lap 2

1	14	E.De La Vega	3'58.347
2	4	C. Stange	0.054
3	85	K.Sabatucci	0.136
4	64	H.De Cancellis	0.255
5	84	K.Aloisi	0.494
6	25	A.Kroh	0.710
7	9	P.Grassia	0.734
8	72	A.Diaz	1.005
9	7	J.Gimbert	1.891
10	73	J.Perez Gonzalez	1.977
11	44	T.Bramich	2.851
12	94	S.Sanchez Tamayo	4.144
13	37	P.Fragoso	4.626
14	63	M.Hrava	4.649
15	93	A.Quinet	4.893
16	3	M.Gaggi	5.023
17	12	R.Dore	5.183
18	20	G.Matern	6.133
19	47	M.Cervenka	7.045
20	77	L.Gruau	16.843
21	24	D.Blin	58.179
22	27	F.Rovelli	

Lap 3

1	64	H.De Cancellis	5'57.727
2	4	C. Stange	0.028
3	14	E.De La Vega	0.066
4	85	K.Sabatucci	0.134
5	25	A.Kroh	0.159
6	84	K.Aloisi	0.180
7	72	A.Diaz	0.405
8	9	P.Grassia	0.652
9	7	J.Gimbert	1.539
10	73	J.Perez Gonzalez	1.664
11	44	T.Bramich	2.337
12	94	S.Sanchez Tamayo	4.250
13	63	M.Hrava	4.965
14	37	P.Fragoso	5.014
15	3	M.Gaggi	5.095
16	93	A.Quinet	5.225
17	12	R.Dore	5.425
18	20	G.Matern	7.295
19	47	M.Cervenka	24.422
20	77	L.Gruau	25.258
21	24	D.Blin	1'00.084

Lap 4

1	85	K.Sabatucci	7'57.113
2	64	H.De Cancellis	0.025

3	25	A.Kroh	0.032
4	4	C. Stange	0.420
5	84	K.Aloisi	0.554
6	14	E.De La Vega	0.696
7	9	P.Grassia	0.913
8	72	A.Diaz	0.934
9	73	J.Perez Gonzalez	0.981
10	7	J.Gimbert	1.313
11	44	T.Bramich	1.646
12	94	S.Sanchez Tamayo	2.848
13	93	A.Quinet	5.055
14	3	M.Gaggi	5.084
15	37	P.Fragoso	5.243
16	12	R.Dore	6.725
17	20	G.Matern	8.397
18	77	L.Gruau	34.153
19	63	M.Hrava	35.676
20	47	M.Cervenka	1'01.502
21	24	D.Blin	1'01.865

Lap 5

1	64	H.De Cancellis	9'55.594
2	85	K.Sabatucci	0.418
3	4	C. Stange	0.501
4	84	K.Aloisi	0.886
5	14	E.De La Vega	0.909
6	72	A.Diaz	0.980
7	7	J.Gimbert	1.448
8	9	P.Grassia	1.774
9	73	J.Perez Gonzalez	1.829
10	44	T.Bramich	1.989
11	94	S.Sanchez Tamayo	2.064
12	93	A.Quinet	6.725
13	3	M.Gaggi	6.836
14	37	P.Fragoso	6.840
15	12	R.Dore	8.348
16	20	G.Matern	12.528
17	77	L.Gruau	43.113
18	47	M.Cervenka	1'05.360
19	24	D.Blin	1'12.947

Lap 6

1	64	H.De Cancellis	11'54.375
2	4	C. Stange	0.377
3	85	K.Sabatucci	0.432
4	72	A.Diaz	0.603
5	14	E.De La Vega	0.628
6	84	K.Aloisi	1.366
7	73	J.Perez Gonzalez	1.517
8	7	J.Gimbert	1.564
9	44	T.Bramich	1.781
10	9	P.Grassia	2.164
11	94	S.Sanchez Tamayo	2.922
12	3	M.Gaggi	9.609
13	93	A.Quinet	9.704
14	12	R.Dore	9.856
15	37	P.Fragoso	9.949
16	20	G.Matern	15.809
17	77	L.Gruau	1'03.110
18	47	M.Cervenka	1'09.713
19	24	D.Blin	1'15.747

Lap 7

1	64	H.De Cancellis	13'53.456
2	14	E.De La Vega	0.087
3	85	K.Sabatucci	0.158
4	4	C. Stange	0.398
5	72	A.Diaz	0.407
6	84	K.Aloisi	0.816
7	73	J.Perez Gonzalez	1.000
8	44	T.Bramich	1.280
9	9	P.Grassia	2.093
10	7	J.Gimbert	2.113
11	94	S.Sanchez Tamayo	2.189
12	12	R.Dore	11.007

13	93	A.Quinet	11.566
14	3	M.Gaggi	11.595
15	37	P.Fragoso	11.638
16	20	G.Matern	44.797
17	47	M.Cervenka	1'13.115
18	24	D.Blin	1'18.527

Lap 8

1	14	E.De La Vega	15'53.415
2	84	K.Aloisi	0.129
3	4	C. Stange	0.373
4	64	H.De Cancellis	0.376
5	72	A.Diaz	0.452
6	85	K.Sabatucci	0.603
7	44	T.Bramich	1.103
8	73	J.Perez Gonzalez	1.157
9	94	S.Sanchez Tamayo	1.335
10	9	P.Grassia	1.715
11	7	J.Gimbert	1.761
12	37	P.Fragoso	12.551
13	93	A.Quinet	12.848
14	12	R.Dore	12.856
15	3	M.Gaggi	13.046
16	20	G.Matern	52.194
17	47	M.Cervenka	1'16.944
18	24	D.Blin	1'19.915

Lap 9

1	84	K.Aloisi	17'53.025
2	64	H.De Cancellis	0.031
3	14	E.De La Vega	0.047
4	72	A.Diaz	0.073
5	85	K.Sabatucci	0.434
6	4	C. Stange	0.491
7	94	S.Sanchez Tamayo	0.510
8	73	J.Perez Gonzalez	0.600
9	7	J.Gimbert	1.271
10	44	T.Bramich	1.403
11	9	P.Grassia	1.578
12	37	P.Fragoso	12.780
13	3	M.Gaggi	13.408
14	12	R.Dore	13.473
15	93	A.Quinet	14.196
16	20	G.Matern	59.313
17	47	M.Cervenka	1'19.634
18	24	D.Blin	1'25.595

Lap 10

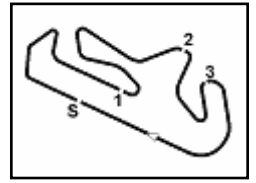
1	64	H.De Cancellis	19'52.915
2	84	K.Aloisi	0.205
3	85	K.Sabatucci	0.257
4	14	E.De La Vega	0.340
5	72	A.Diaz	0.397
6	94	S.Sanchez Tamayo	0.722
7	73	J.Perez Gonzalez	0.747
8	44	T.Bramich	1.254
9	4	C. Stange	1.301
10	7	J.Gimbert	1.691
11	9	P.Grassia	1.882
12	37	P.Fragoso	12.416
13	12	R.Dore	12.932
14	3	M.Gaggi	13.128
15	93	A.Quinet	14.573
16	20	G.Matern	1'08.099
17	47	M.Cervenka	1'21.785
18	24	D.Blin	1'28.694

08/08/2020

These data/results cannot be reproduced, stored and/or transmitted in whole or in part by any manner of electronic, mechanical, photocopying, recording, broadcasting or otherwise now known or herein after developed without the previous express consent by the copyright owner, except for reproduction in daily press and regular printed publications on sale to the public within 60 days of the event related to those data/results and always provided that copyright symbol appears together as follows below.

© DORNA WSBK ORGANIZATION Srl 2020





Portimao 4.592 m

3 / 3

Motul Portuguese Round, 7 - 9 August 2020

Lap Chart Last Chance Race

Race Pace Comparison

	64 DeC	84 Alo	85 Sab	14 Del	72 Dia	94 San	73 PGo	44 Bra	4 Sta	7 Gim	9 Gra	37 Fra	12 Dor	3 Gag
1	1'59.075	1'59.943	1'59.114	1'59.170	2'00.710	2'03.183	2'00.770	2'02.047	1'58.956	2'00.551	2'00.244	2'03.133	2'03.481	2'03.428
2	1'59.527	1'58.898	1'59.369	1'59.177	1'58.642	1'59.308	1'59.554	1'59.151	1'59.445	1'59.687	1'58.837	1'59.840	2'00.049	1'59.942
3	1'59.125	1'59.066	1'59.378	1'59.446	1'58.780	1'59.486	1'59.067	1'58.866	1'59.354	1'59.028	1'59.298	1'59.768	1'59.622	1'59.452
4	1'59.411	1'59.760	1'59.252	2'00.016	1'59.915	1'57.984	1'58.703	1'58.695	1'59.778	1'59.160	1'59.647	1'59.615	2'00.686	1'59.375
5	1'58.456	1'58.813	1'58.899	1'58.694	1'58.527	1'57.697	1'59.329	1'58.824	1'58.562	1'58.616	1'59.342	2'00.078	2'00.104	2'00.233
6	1'58.781	1'59.261	1'58.795	1'58.500	1'58.404	1'59.639	1'58.469	1'58.573	1'58.657	1'58.897	1'59.171	2'01.890	2'00.289	2'01.554
7	1'59.081	1'58.531	1'58.807	1'58.540	1'58.885	1'58.348	1'58.564	1'58.580	1'59.102	1'59.630	1'59.010	2'00.770	2'00.232	2'01.067
8	2'00.335	1'59.272	2'00.404	1'59.872	2'00.004	1'59.105	2'00.116	1'59.782	1'59.934	1'59.607	1'59.581	2'00.872	2'01.808	2'01.410
9	1'59.265	1'59.481	1'59.441	1'59.657	1'59.231	1'58.785	1'59.053	1'59.910	1'59.728	1'59.120	1'59.473	1'59.839	2'00.227	1'59.972
10	1'59.859	2'00.095	1'59.713	2'00.183	2'00.214	2'00.102	2'00.037	1'59.741	2'00.700	2'00.310	2'00.194	1'59.526	1'59.349	1'59.610

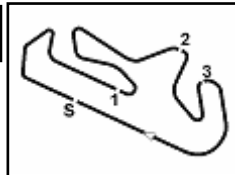
	93 Qui	20 Mat	47 Cer	24 Bli	77 Gru	25 Kro	63 Hra	27 Rov
1	2'03.159	2'03.845	2'04.890	2'53.782	2'08.434	2'00.578	2'03.332	4'57.105
2	2'00.081	2'00.635	2'00.502	2'02.744	2'06.756	1'58.479	1'59.664	2'07.427
3	1'59.712	2'00.542	2'16.757	2'01.285	2'07.795	1'58.829	1'59.696	
4	1'59.216	2'00.488	2'36.466	2'01.167	2'08.281	1'59.259	2'30.097	
5	2'00.151	2'02.612	2'02.339	2'09.563	2'07.441			
6	2'01.760	2'02.062	2'03.134	2'01.581	2'18.778			
7	2'00.943	2'28.069	2'02.483	2'01.861				
8	2'01.241	2'07.356	2'03.788	2'01.347				
9	2'00.958	2'06.729	2'02.300	2'05.290				
10	2'00.267	2'08.676	2'02.041	2'02.989				

08/08/2020

These data/results cannot be reproduced, stored and/or transmitted in whole or in part by any manner of electronic, mechanical, photocopying, recording, broadcasting or otherwise now known or herein after developed without the previous express consent by the copyright owner, except for reproduction in daily press and regular printed publications on sale to the public within 60 days of the event related to those data/results and always provided that copyright symbol appears together as follows below.

© DORNA WSBK ORGANIZATION Srl 2020





Motul Portuguese Round, 7 - 9 August 2020

Best Sectors & Speed Last Chance Race

Portimao 4.592 m

RESULTS

1	64 H. DE CANCELLIS	Yamaha YZF-R3	Laps 10
2	84 K. ALOISI	Yamaha YZF-R3	0.205
3	85 K. SABATUCCI	Kawasaki Ninja 400	0.257
4	14 E. DE LA VEGA	Yamaha YZF-R3	0.340
5	72 A. DIAZ	Yamaha YZF-R3	0.397
6	94 S. SANCHEZ TAMAYO	Yamaha YZF-R3	0.722
7	73 J. PEREZ GONZALEZ	Yamaha YZF-R3	0.747
8	44 T. BRAMICH	Kawasaki Ninja 400	1.254
9	4 C. STANGE	KTM RC 390 R	1.301
10	7 J. GIMBERT	Kawasaki Ninja 400	1.691
11	9 P. GRASSIA	Yamaha YZF-R3	1.882
12	37 P. FRAGOSO	Yamaha YZF-R3	12.416
13	12 R. DORE	Yamaha YZF-R3	12.932
14	3 M. GAGGI	Yamaha YZF-R3	13.128
15	93 A. QUINET	Kawasaki Ninja 400	14.573
16	20 G. MATERN	Yamaha YZF-R3	1'08.099
17	47 M. CERVENKA	Kawasaki Ninja 400	1'21.785
18	24 D. BLIN	Yamaha YZF-R3	1'28.694
RET	77 L. GRUAU	Kawasaki Ninja 400	4 Laps
RET	25 A. KROH	Yamaha YZF-R3	6 Laps
RET	63 M. HRAVA	Kawasaki Ninja 400	6 Laps
RET	21 E. VALENTIM GARCIA	Kawasaki Ninja 400	
RET	66 E. MCGLINCHEY	Kawasaki Ninja 400	
RET	68 J. IOVERNO	Kawasaki Ninja 400	
DSQ	27 F. ROVELLI	Kawasaki Ninja 400	8 Laps

SPEED

1	44 T. BRAMICH	Kawasaki Ninja 400	216,7
2	94 S. SANCHEZ TAMAYO	Yamaha YZF-R3	215,9
3	25 A. KROH	Yamaha YZF-R3	213,3
4	72 A. DIAZ	Yamaha YZF-R3	213,3
5	73 J. PEREZ GONZALEZ	Yamaha YZF-R3	213,3
6	84 K. ALOISI	Yamaha YZF-R3	213,3
7	7 J. GIMBERT	Kawasaki Ninja 400	212,9
8	93 A. QUINET	Kawasaki Ninja 400	210,8
9	4 C. STANGE	KTM RC 390 R	210,8
10	14 E. DE LA VEGA	Yamaha YZF-R3	210,4
11	9 P. GRASSIA	Yamaha YZF-R3	210,0
12	63 M. HRAVA	Kawasaki Ninja 400	209,2
13	85 K. SABATUCCI	Kawasaki Ninja 400	208,8
14	3 M. GAGGI	Yamaha YZF-R3	207,2
15	37 P. FRAGOSO	Yamaha YZF-R3	206,0
16	64 H. DE CANCELLIS	Yamaha YZF-R3	205,2
17	20 G. MATERN	Yamaha YZF-R3	204,5
18	12 R. DORE	Yamaha YZF-R3	203,7
19	47 M. CERVENKA	Kawasaki Ninja 400	201,8
20	24 D. BLIN	Yamaha YZF-R3	201,0
21	27 F. ROVELLI	Kawasaki Ninja 400	198,8
22	77 L. GRUAU	Kawasaki Ninja 400	195,6
23	21 E. VALENTIM GARCIA	Kawasaki Ninja 400	135,8
24	66 E. MCGLINCHEY	Kawasaki Ninja 400	134,8
25	68 J. IOVERNO	Kawasaki Ninja 400	133,3

SEG. 1

1	64 H. DE CANCELLIS	38.226
2	4 C. STANGE	38.296
3	94 S. SANCHEZ TAMAYO	38.458
4	72 A. DIAZ	38.480
5	85 K. SABATUCCI	38.484
6	14 E. DE LA VEGA	38.512
7	7 J. GIMBERT	38.521
8	73 J. PEREZ GONZALEZ	38.550
9	25 A. KROH	38.733
10	44 T. BRAMICH	38.773
11	37 P. FRAGOSO	38.776
12	84 K. ALOISI	38.792
13	9 P. GRASSIA	38.822
14	27 F. ROVELLI	38.904
15	93 A. QUINET	38.942
16	3 M. GAGGI	38.947
17	21 E. VALENTIM GARCIA	38.974
18	12 R. DORE	39.125
19	63 M. HRAVA	39.346
20	20 G. MATERN	39.413
21	47 M. CERVENKA	39.436
22	24 D. BLIN	39.685
23	66 E. MCGLINCHEY	40.773
24	68 J. IOVERNO	40.926
25	77 L. GRUAU	41.071

SEG. 2

1	94 S. SANCHEZ TAMAYO	34.712
2	85 K. SABATUCCI	34.967
3	14 E. DE LA VEGA	35.001
4	25 A. KROH	35.013
5	4 C. STANGE	35.029
6	9 P. GRASSIA	35.031
7	73 J. PEREZ GONZALEZ	35.053
8	84 K. ALOISI	35.097
9	37 P. FRAGOSO	35.110
10	64 H. DE CANCELLIS	35.110
11	7 J. GIMBERT	35.134
12	72 A. DIAZ	35.146
13	3 M. GAGGI	35.165
14	44 T. BRAMICH	35.208
15	12 R. DORE	35.239
16	63 M. HRAVA	35.291
17	93 A. QUINET	35.299
18	21 E. VALENTIM GARCIA	35.532
19	20 G. MATERN	35.609
20	47 M. CERVENKA	35.610
21	27 F. ROVELLI	35.652
22	24 D. BLIN	35.754
23	77 L. GRUAU	37.136

SEG. 3

1	63 M. HRAVA	22.241
2	64 H. DE CANCELLIS	22.283
3	9 P. GRASSIA	22.285
4	94 S. SANCHEZ TAMAYO	22.287
5	44 T. BRAMICH	22.309
6	14 E. DE LA VEGA	22.329
7	84 K. ALOISI	22.355
8	7 J. GIMBERT	22.368
9	4 C. STANGE	22.370
10	73 J. PEREZ GONZALEZ	22.374
11	85 K. SABATUCCI	22.382
12	72 A. DIAZ	22.384
13	12 R. DORE	22.446
14	25 A. KROH	22.459
15	3 M. GAGGI	22.502
16	27 F. ROVELLI	22.510
17	93 A. QUINET	22.517
18	37 P. FRAGOSO	22.603
19	20 G. MATERN	22.618
20	24 D. BLIN	22.645
21	47 M. CERVENKA	22.900
22	77 L. GRUAU	23.938

SEG. 4

1	73 J. PEREZ GONZALEZ	21.779
2	25 A. KROH	21.864
3	94 S. SANCHEZ TAMAYO	21.872
4	44 T. BRAMICH	21.889
5	85 K. SABATUCCI	21.908
6	72 A. DIAZ	21.947
7	4 C. STANGE	21.952
8	84 K. ALOISI	21.977
9	7 J. GIMBERT	21.984
10	64 H. DE CANCELLIS	22.014
11	14 E. DE LA VEGA	22.041
12	9 P. GRASSIA	22.051
13	37 P. FRAGOSO	22.119
14	93 A. QUINET	22.121
15	12 R. DORE	22.135
16	3 M. GAGGI	22.246
17	20 G. MATERN	22.263
18	63 M. HRAVA	22.466
19	27 F. ROVELLI	22.541
20	47 M. CERVENKA	22.556
21	24 D. BLIN	22.763
22	77 L. GRUAU	23.947

08/08/2020

These data/results cannot be reproduced, stored and/or transmitted in whole or in part by any manner of electronic, mechanical, photocopying, recording, broadcasting or otherwise now known or herein after developed without the previous express consent by the copyright owner, except for reproduction in daily press and regular printed publications on sale to the public within 60 days of the event related to those data/results and always provided that copyright symbol appears together as follows below.

© DORNA WSBK ORGANIZATION Srl 2020



Official Fuel Supplier

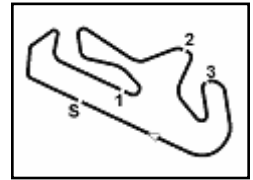


FICR PERUGIA TIMING

Official Tyre Supplier



Official Timekeeper



Motul Portuguese Round, 7 - 9 August 2020

Chronological Analysis Last Chance Race

Portimao 4.592 m

Start at 13:01'23.738

1 / 3

1° 64 H. DE CANCELLIS (1'58.456)							
Lap	Seg.1	Seg.2	Seg.3	Seg.4	Lap Time	km/h	Local Time
1		35.681	22.571	22.597	1'59.075	125,6	13:03'22.813
2	39.287	35.402	22.748	22.090	1'59.527	200,3	13:05'22.340
3	38.687	35.509	22.702	22.227	1'59.125	200,7	13:07'21.465
4	39.521	35.135	22.283	22.472	1'59.411	201,0	13:09'20.876
5	38.713	35.110	22.325	22.308	1'58.456	201,0	13:11'19.332
6	38.887	35.248	22.330	22.316	1'58.781	199,9	13:13'18.113
7	38.928	35.449	22.411	22.293	1'59.081	197,7	13:15'17.194
8	39.919	35.686	22.716	22.014	2'00.335	198,5	13:17'17.529
9	39.120	35.529	22.577	22.039	1'59.265	205,2	13:19'16.794
10	39.772	35.479	22.438	22.170	1'59.859	197,0	13:21'16.653
Race Time 19'52.915							

2° 84 K. ALOISI (1'58.531)							
Lap	Seg.1	Seg.2	Seg.3	Seg.4	Lap Time	km/h	Local Time
1		35.362	22.600	22.179	1'59.943	135,3	13:03'23.681
2	39.152	35.097	22.554	22.095	1'58.898	201,0	13:05'22.579
3	39.104	35.146	22.839	21.977	1'59.066	202,5	13:07'21.645
4	39.362	35.539	22.808	22.051	1'59.760	199,9	13:09'21.405
5	38.792	35.242	22.713	22.066	1'58.813	210,4	13:11'20.218
6	39.297	35.317	22.489	22.158	1'59.261	209,6	13:13'19.479
7	39.002	35.172	22.355	22.002	1'58.531	205,6	13:15'18.010
8	39.096	35.502	22.427	22.247	1'59.272	213,3	13:17'17.282
9	39.264	35.418	22.409	22.390	1'59.481	203,3	13:19'16.763
10	39.776	35.529	22.673	22.117	2'00.095	198,1	13:21'16.858
Race Time 19'53.120							

3° 85 K. SABATUCCI (1'58.795)							
Lap	Seg.1	Seg.2	Seg.3	Seg.4	Lap Time	km/h	Local Time
1		35.437	22.579	22.446	1'59.114	127,0	13:03'22.852
2	39.438	35.384	22.382	22.165	1'59.369	198,5	13:05'22.221
3	39.147	35.313	22.756	22.162	1'59.378	198,8	13:07'21.599
4	38.824	35.381	22.515	22.532	1'59.252	202,9	13:09'20.851
5	39.053	34.967	22.488	22.391	1'58.899	202,5	13:11'19.750
6	38.840	35.207	22.717	22.031	1'58.795	202,5	13:13'18.545
7	38.484	35.368	22.947	22.008	1'58.807	202,9	13:15'17.352
8	39.853	35.937	22.706	21.908	2'00.404	198,8	13:17'17.756
9	38.977	35.603	22.604	22.257	1'59.441	206,8	13:19'17.197
10	39.258	35.731	22.571	22.153	1'59.713	208,8	13:21'16.910
Race Time 19'53.172							

4° 14 E. DE LA VEGA (1'58.500)							
Lap	Seg.1	Seg.2	Seg.3	Seg.4	Lap Time	km/h	Local Time
1		35.529	22.352	22.126	1'59.170	124,3	13:03'22.908
2	38.980	35.284	22.371	22.542	1'59.177	203,7	13:05'22.085
3	39.278	35.354	22.329	22.485	1'59.446	197,0	13:07'21.531
4	39.498	35.382	22.909	22.227	2'00.016	198,8	13:09'21.547
5	38.966	35.001	22.477	22.250	1'58.694	210,4	13:11'20.241
6	38.512	35.186	22.761	22.041	1'58.500	209,6	13:13'18.741
7	38.777	35.292	22.352	22.119	1'58.540	205,2	13:15'17.281
8	39.395	35.434	22.445	22.598	1'59.872	197,0	13:17'17.153
9	39.269	35.632	22.464	22.292	1'59.657	201,0	13:19'16.810
10	39.590	35.791	22.651	22.151	2'00.183	198,5	13:21'16.993
Race Time 19'53.255							

5° 72 A. DIAZ (1'58.404)							
Lap	Seg.1	Seg.2	Seg.3	Seg.4	Lap Time	km/h	Local Time
1		35.159	23.029	22.256	2'00.710	131,5	13:03'24.448
2	38.967	35.153	22.384	22.138	1'58.642	213,3	13:05'23.090
3	38.965	35.235	22.633	21.947	1'58.780	209,6	13:07'21.870
4	39.355	35.614	22.871	22.075	1'59.915	209,2	13:09'21.785
5	38.830	35.165	22.503	22.029	1'58.527	209,2	13:11'20.312
6	38.564	35.146	22.517	22.177	1'58.404	210,8	13:13'18.716
7	38.480	35.460	22.747	22.198	1'58.885	208,0	13:15'17.601
8	39.641	35.728	22.680	21.955	2'00.004	204,1	13:17'17.605

9	39.266	35.436	22.560	21.969	1'59.231	207,6	13:19'16.836
10	39.793	35.750	22.610	22.061	2'00.214	201,8	13:21'17.050
Race Time 19'53.312							

6° 94 S. SANCHEZ TAMAYO (1'57.697)							
Lap	Seg.1	Seg.2	Seg.3	Seg.4	Lap Time	km/h	Local Time
1		35.685	23.025	22.613	2'03.183	137,9	13:03'26.921
2	38.989	35.154	22.685	22.480	1'59.308	201,8	13:05'26.229
3	39.257	35.392	22.487	22.350	1'59.486	199,9	13:07'25.715
4	38.731	34.866	22.327	22.060	1'57.984	203,7	13:09'23.699
5	38.504	34.712	22.609	21.872	1'57.697	209,2	13:11'21.396
6	39.432	35.156	22.287	22.764	1'59.639	215,9	13:13'21.035
7	38.822	34.819	22.551	22.156	1'58.348	208,4	13:15'19.383
8	38.458	35.584	22.834	22.229	1'59.105	212,1	13:17'18.488
9	38.638	35.443	22.798	21.906	1'58.785	212,5	13:19'17.273
10	39.660	35.773	22.636	22.033	2'00.102	208,8	13:21'17.375
Race Time 19'53.637							

7° 73 J. PEREZ GONZALEZ (1'58.469)							
Lap	Seg.1	Seg.2	Seg.3	Seg.4	Lap Time	km/h	Local Time
1		35.356	22.782	22.050	2'00.770	126,7	13:03'24.508
2	39.317	35.252	22.734	22.251	1'59.554	211,6	13:05'24.062
3	38.954	35.271	22.546	22.296	1'59.067	201,8	13:07'23.129
4	38.837	35.339	22.548	21.979	1'58.703	204,8	13:09'21.832
5	38.925	35.178	23.120	22.106	1'59.329	205,2	13:11'21.161
6	38.550	35.272	22.519	22.128	1'58.469	213,3	13:13'19.630
7	39.142	35.053	22.374	21.995	1'58.564	208,0	13:15'18.194
8	39.163	36.218	22.647	22.088	2'00.116	212,9	13:17'18.310
9	38.799	35.921	22.554	21.779	1'59.053	212,5	13:19'17.363
10	39.583	35.584	22.593	22.277	2'00.037	210,0	13:21'17.400
Race Time 19'53.662							

8° 44 T. BRAMICH (1'58.573)							
Lap	Seg.1	Seg.2	Seg.3	Seg.4	Lap Time	km/h	Local Time
1		35.740	22.597	22.436	2'02.047	139,6	13:03'25.785
2	39.148	35.208	22.568	22.227	1'59.151	203,7	13:05'24.936
3	39.160	35.240	22.309	22.157	1'58.866	203,3	13:07'23.802
4	38.874	35.213	22.586	22.022	1'58.695	206,0	13:09'22.497
5	38.814	35.412	22.597	22.001	1'58.824	214,2	13:11'21.321
6	38.773	35.243	22.625	21.932	1'58.573	215,4	13:13'19.894
7	38.789	35.349	22.553	21.889	1'58.580	214,2	13:15'18.474
8	39.182	35.643	22.840	22.117	1'59.782	215,0	13:17'18.256
9	38.972	36.154	22.492	22.292	1'59.910	212,5	13:19'18.166
10	39.130	35.716	22.751	22.144	1'59.741	216,7	13:21'17.907
Race Time 19'54.169							

9° 4 C. STANGE (1'58.562)							
Lap	Seg.1	Seg.2	Seg.3	Seg.4	Lap Time	km/h	Local Time
1		35.405	22.473	22.782	1'58.956	130,1	13:03'22.694
2	39.443	35.199	22.491	22.312	1'59.445	195,9	13:05'22.139
3	38.912	35.351	22.370	22.721	1'59.354	196,3	13:07'21.493
4	39.902	35.473	22.409	21.994	1'59.778	197,0	13:09'21.271
5	38.929	35.029	22.379	22.225	1'58.562	208,8	13:11'19.833
6	38.553	35.283	22.521	22.300	1'58.657	207,2	13:13'18.490
7	39.187	35.323	22.619	21.973	1'59.102	199,9	13:15'17.592
8	39.406	35.455	22.834	22.239	1'59.934	210,4	13:17'17.526
9	39.376	35.578	22.757	22.017	1'59.728	205,2	13:19'17.254
10	39.831	36.077	22.840	21.952	2'00.700	210,8	13:21'17.954
Race Time 19'54.216							

10° 7 J. GIMBERT (1'58.616)							
Lap	Seg.1	Seg.2	Seg.3	Seg.4	Lap Time	km/h	Local Time
1		35.509	23.162	22.461	2'00.551	130,6	13:03'24.289
2	39.377	35.193	22.563	22.554	1'59.687	210,0	13:05'23.976
3	39.025	35.134	22.518	22.351	1'59.028	204,8	13:07'23.004
4	39.161	35.340	22.616	22.043	1'59.160	206,0	13:09'22.164
5	38.957	35.232	22.368	22.059	1'58.616	207,6	13:11'20.780

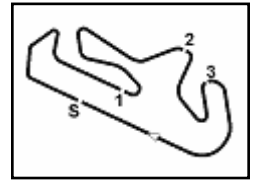
08/08/2020

P = Pits In/Out - C = Lap Time Cancelled

These data/results cannot be reproduced, stored and/or transmitted in whole or in part by any manner of electronic, mechanical, photocopying, recording, broadcasting or otherwise now known or herein after developed without the previous express consent by the copyright owner, except for reproduction in daily press and regular printed publications on sale to the public within 60 days of the event related to those data/results and always provided that copyright symbol appears together as follows below.

© DORNA WSBK ORGANIZATION Srl 2020





Motul Portuguese Round, 7 - 9 August 2020

Chronological Analysis Last Chance Race

Portimao 4.592 m

Start at 13:01'23.738

2 / 3

6	38.891	35.568	22.454	21.984	1'58.897	206,0	13:13'19.677	3	39.426	35.528	22.637	22.121	1'59.712	207,2	13:07'26.690					
7	39.316	35.185	22.892	22.237	1'59.630	206,4	13:15'19.307	4	38.942	35.513	22.618	22.143	1'59.216	210,8	13:09'25.906					
8	39.136	35.591	22.703	22.177	1'59.607	204,8	13:17'18.914	5	39.244	35.711	22.517	22.679	2'00.151	203,7	13:11'26.057					
9	38.521	35.828	22.593	22.178	1'59.120	208,8	13:19'18.034	6	40.328	35.733	23.126	22.573	2'01.760	201,0	13:13'27.817					
10	39.382	35.883	22.973	22.072	2'00.310	212,9	13:21'18.344	7	39.245	36.156	22.906	22.636	2'00.943	201,0	13:15'28.760					
													Race Time 19'54.606							

11° 9 P. GRASSIA (1'58.837)							
Lap	Seg.1	Seg.2	Seg.3	Seg.4	Lap Time	km/h	Local Time
1		35.324	22.499	22.334	2'00.244	124,8	13:03'23.982
2	39.340	35.031	22.285	22.181	1'58.837	204,8	13:05'22.819
3	39.618	35.130	22.499	22.051	1'59.298	201,8	13:07'22.117
4	39.427	35.601	22.440	22.179	1'59.647	208,8	13:09'21.764
5	39.160	35.236	22.713	22.233	1'59.342	207,6	13:11'21.106
6	39.276	35.307	22.402	22.186	1'59.171	205,2	13:13'20.277
7	38.822	35.449	22.396	22.343	1'59.010	208,8	13:15'19.287
8	38.985	35.511	22.710	22.375	1'59.581	210,0	13:17'18.868
9	39.045	35.655	22.664	22.109	1'59.473	204,8	13:19'18.341
10	39.169	36.107	22.861	22.057	2'00.194	202,9	13:21'18.535
Race Time 19'54.797							

12° 37 P. FRAGOSO (1'59.526)							
Lap	Seg.1	Seg.2	Seg.3	Seg.4	Lap Time	km/h	Local Time
1		36.280	23.036	22.899	2'03.133	139,3	13:03'26.871
2	38.776	35.110	22.893	23.061	1'59.840	203,3	13:05'26.711
3	38.961	35.425	22.687	22.695	1'59.768	206,0	13:07'26.479
4	39.347	35.471	22.678	22.119	1'59.615	200,7	13:09'26.094
5	39.398	35.755	22.748	22.177	2'00.078	199,2	13:11'26.172
6	40.064	36.179	23.436	22.211	2'01.890	200,3	13:13'28.062
7	39.500	36.002	23.054	22.214	2'00.770	200,3	13:15'28.832
8	39.073	36.282	22.603	22.914	2'00.872	206,0	13:17'29.704
9	39.100	35.277	22.804	22.658	1'59.839	202,9	13:19'29.543
10	39.087	35.200	22.607	22.632	1'59.526	202,5	13:21'29.069
Race Time 20'05.331							

13° 12 R. DORE (1'59.349)							
Lap	Seg.1	Seg.2	Seg.3	Seg.4	Lap Time	km/h	Local Time
1		36.047	22.768	22.181	2'03.481	140,2	13:03'27.219
2	39.794	35.289	22.722	22.244	2'00.049	203,3	13:05'27.268
3	39.452	35.508	22.527	22.135	1'59.622	203,7	13:07'26.890
4	39.621	36.084	22.509	22.472	2'00.686	203,7	13:09'27.576
5	39.412	35.628	22.656	22.408	2'00.104	198,8	13:11'27.680
6	39.210	35.697	22.902	22.480	2'00.289	199,2	13:13'27.969
7	39.125	35.871	22.824	22.412	2'00.232	201,0	13:15'28.201
8	39.894	36.333	22.905	22.676	2'01.808	194,5	13:17'30.009
9	39.721	35.602	22.719	22.185	2'00.227	202,5	13:19'30.236
10	39.159	35.239	22.446	22.505	1'59.349	198,1	13:21'29.585
Race Time 20'05.847							

14° 3 M. GAGGI (1'59.375)							
Lap	Seg.1	Seg.2	Seg.3	Seg.4	Lap Time	km/h	Local Time
1		36.304	23.042	22.356	2'03.428	135,1	13:03'27.166
2	39.544	35.301	22.839	22.258	1'59.942	207,2	13:05'27.108
3	39.216	35.425	22.529	22.282	1'59.452	204,8	13:07'26.560
4	38.947	35.432	22.502	22.494	1'59.375	204,5	13:09'25.935
5	39.362	35.784	22.638	22.449	2'00.233	205,6	13:11'26.168
6	40.361	35.729	22.756	22.708	2'01.554	203,7	13:13'27.722
7	39.663	35.975	22.997	22.432	2'01.067	197,0	13:15'28.789
8	39.425	36.409	23.180	22.396	2'01.410	202,9	13:17'30.199
9	39.191	35.717	22.557	22.507	1'59.972	205,2	13:19'30.171
10	39.586	35.165	22.613	22.246	1'59.610	197,0	13:21'29.781
Race Time 20'06.043							

15° 93 A. QUINET (1'59.216)							
Lap	Seg.1	Seg.2	Seg.3	Seg.4	Lap Time	km/h	Local Time
1		35.880	23.140	22.765	2'03.159	138,2	13:03'26.897
2	39.477	35.299	22.940	22.365	2'00.081	201,0	13:05'26.978

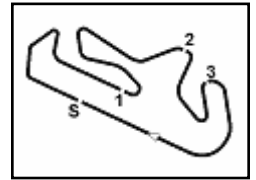
16° 20 G. MATERN (2'00.488)							
Lap	Seg.1	Seg.2	Seg.3	Seg.4	Lap Time	km/h	Local Time
1		36.028	22.801	22.263	2'03.845	139,8	13:03'27.583
2	39.884	35.616	22.631	22.504	2'00.635	204,5	13:05'28.218
3	39.413	35.609	22.868	22.652	2'00.542	193,2	13:07'28.760
4	39.466	35.635	22.618	22.769	2'00.488	194,9	13:09'29.248
5	40.263	36.003	23.237	23.109	2'02.612	198,1	13:11'31.860
6	40.148	36.116	22.794	23.004	2'02.062	194,5	13:13'33.922
7	39.883	36.160	48.139	23.887	2'28.069	191,4	13:16'01.991
8	42.598	37.119	23.812	23.827	2'07.356	190,1	13:18'09.347
9	40.969	38.117	24.236	23.407	2'06.729	187,8	13:20'16.076
10	41.265	39.538	24.303	23.570	2'08.676	188,1	13:22'24.752
Race Time 21'01.014							

17° 47 M. CERVENKA (2'00.502)							
Lap	Seg.1	Seg.2	Seg.3	Seg.4	Lap Time	km/h	Local Time
1		36.386	23.128	22.601	2'04.890	143,9	13:03'28.628
2	39.436	35.610	22.900	22.556	2'00.502	200,7	13:05'29.130
3	40.607	38.787	24.353	33.010	2'16.757P	201,8	13:07'45.887
4	1'14.140	36.219	23.029	23.078	2'36.466P		13:10'22.353
5	40.082	36.019	23.106	23.132	2'02.339	198,8	13:12'24.692
6	40.082	36.426	23.366	23.260	2'03.134	197,0	13:14'27.826
7	39.789	36.110	23.146	23.438	2'02.483	196,7	13:16'30.309
8	40.898	36.208	23.427	23.255	2'03.788	196,3	13:18'34.097
9	39.858	36.052	23.183	23.207	2'02.300	196,3	13:20'36.397
10	39.818	35.943	23.256	23.024	2'02.041	195,6	13:22'38.438
Race Time 21'14.700							

18° 24 D. BLIN (2'01.167)							
Lap	Seg.1	Seg.2	Seg.3	Seg.4	Lap Time	km/h	Local Time
1		1'25.805	23.536	23.298	2'53.782	138,0	13:04'17.520
2	40.598	36.037	23.161	22.948	2'02.744	191,4	13:06'20.264
3	39.954	35.754	22.814	22.763	2'01.285	190,8	13:08'21.549
4	39.707	35.927	22.758	22.775	2'01.167	193,2	13:10'22.716
5	40.045	43.718	22.915	22.885	2'09.563	201,0	13:12'32.279
6	40.020	35.980	22.645	22.936	2'01.581	193,8	13:14'33.860
7	39.912	36.510	22.676	22.763	2'01.861	194,5	13:16'35.721
8	39.685	36.096	22.745	22.821	2'01.347	194,5	13:18'37.068
9	40.338	38.211	23.791	22.950	2'05.290	193,8	13:20'42.358
10	39.963	36.262	23.301	23.463	2'02.989	194,5	13:22'45.347
Race Time 21'21.609							

RET 77 L. GRUAU (2'06.756)							
Lap	Seg.1	Seg.2	Seg.3	Seg.4	Lap Time	km/h	Local Time
1		37.319	23.938	23.947	2'08.434	139,1	13:03'32.172
2	41.071	37.136	24.412	24.137	2'06.756	192,8	13:05'38.928
3	41.501	37.975	24.216	24.103	2'07.795	192,1	13:07'46.723
4	41.533	38.311	24.261	24.176	2'08.281	191,1	13:09'55.004
5	41.528	37.824	24.001	24.088	2'07.441	195,6	13:12'02.445
6	42.381	38.830	24.633	32.934	2'18.778P	191,8	13:14'21.223
Race Time 12'57.485							

RET 25 A. KROH (1'58.479)							
Lap	Seg.1	Seg.2	Seg.3	Seg.4	Lap Time	km/h	Local Time
1		35.232	22.474	22.440	2'00.578	131,8	13:03'24.316
2	38.733	35.013	22.569	22.164	1'58.479	213,3	13:05'22.795
3	38.933	35.271	22.761	21.864	1'58.829	199,6	13:07'21.624



Portimao 4.592 m

Motul Portuguese Round, 7 - 9 August 2020

Chronological Analysis Last Chance Race

Start at 13:01'23.738

4 38.922 35.708 **22.459** 22.170 1'59.259 202,2 13:09'20.883
Race Time 7'57.145

63 M. HRAVA (1'59.664)							
RET	Lap	Seg.1	Seg.2	Seg.3	Seg.4	Lap Time	Local Time
	1		36.195	22.540	22.466	2'03.332	13:03'27.070
	2	39.495	35.314	22.241	22.614	1'59.664	13:05'26.734
	3	39.346	35.291	22.538	22.521	1'59.696	13:07'26.430
	4	40.032	52.547	23.560	33.958	2'30.097P	13:09'56.527
Race Time 8'32.789							

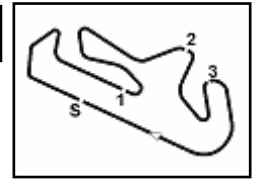
22° 27 F. ROVELLI							
RET	Lap	Seg.1	Seg.2	Seg.3	Seg.4	Lap Time	Local Time
	1		36.994	22.510	22.541	4'57.105	13:06'20.843
	2	38.904	35.652	23.391	29.480	2'07.427P	13:08'28.270
Race Time 7'04.532							

08/08/2020 P = Pits In/Out - C = Lap Time Cancelled

These data/results cannot be reproduced, stored and/or transmitted in whole or in part by any manner of electronic, mechanical, photocopying, recording, broadcasting or otherwise now known or herein after developed without the previous express consent by the copyright owner, except for reproduction in daily press and regular printed publications on sale to the public within 60 days of the event related to those data/results and always provided that copyright symbol appears together as follows below.

© DORNA WSBK ORGANIZATION Srl 2020





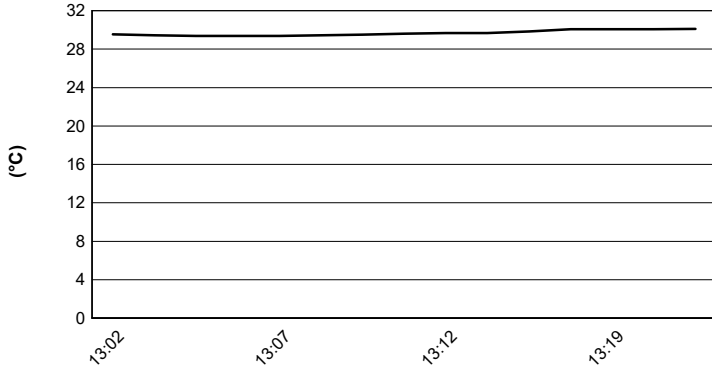
Portimao 4.592 m

Motul Portuguese Round, 7 - 9 August 2020

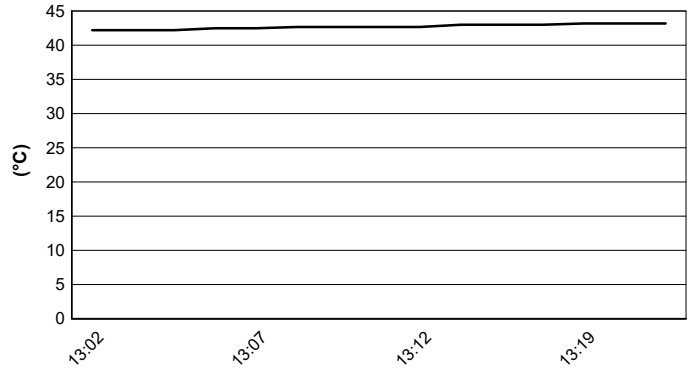
Weather Report Last Chance Race

Session started 13:01 - Session ended 13:22

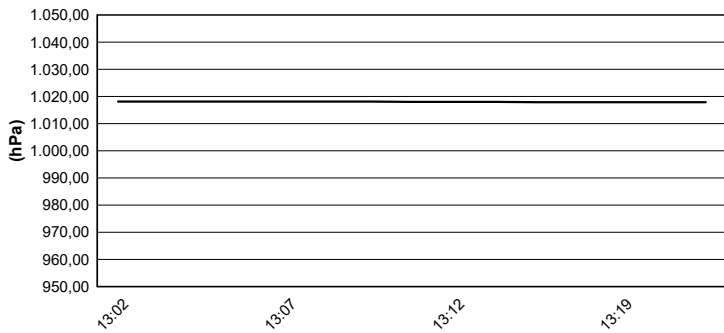
Air Temperature



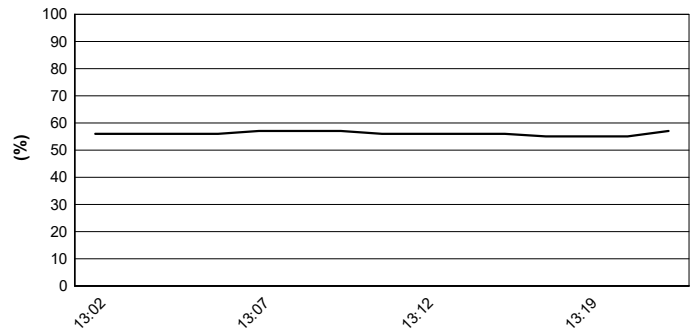
Track Temperature



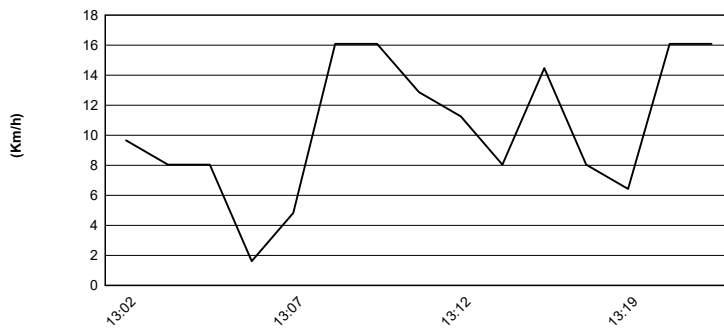
Air Pressure



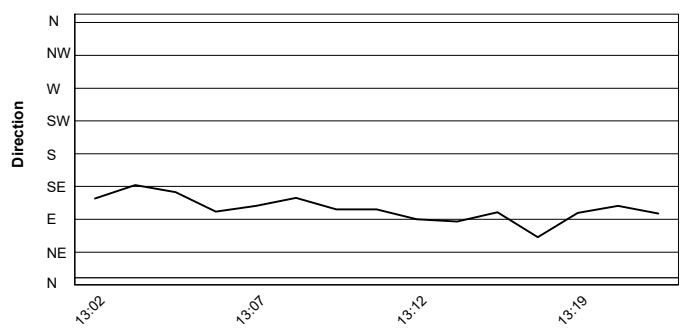
Humidity



Wind Speed



Wind Direction



08/08/2020

These data/results cannot be reproduced, stored and/or transmitted in whole or in part by any manner of electronic, mechanical, photocopying, recording, broadcasting or otherwise now known or herein after developed without the previous express consent by the copyright owner, except for reproduction in daily press and regular printed publications on sale to the public within 60 days of the event related to those data/results and always provided that copyright symbol appears together as follows below.

© DORNA WSBK ORGANIZATION Srl 2020



Official Fuel Supplier

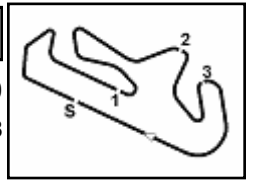


FICR PERUGIA TIMING

Official Tyre Supplier



Official Timekeeper



Portimao 4.592 m

Motul Portuguese Round, 7 - 9 August 2020

Best Laps & Speed

1 / 3

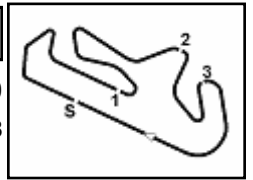
No.	Rider Bike	Nat	Best Lap		FP1		FP2		FP3		SP		LCR	
			LL	SPD	LL	SPD	LL	SPD	LL	SPD	LL	SPD	LL	SPD
1	61 Y. OKAYA Kawasaki Ninja 400	JPN	1'56.406		1'58.793	1'58.085	1'57.407	1'56.406						
2	95 S. DEROUE Kawasaki Ninja 400	NED	1'56.543		1'57.400	1'57.444	1'57.499	1'56.543						
3	8 M. PEREZ Kawasaki Ninja 400	ESP	1'56.720		1'58.294	1'57.406	1'57.199	1'56.720						
4	11 A. CARRASCO Kawasaki Ninja 400	ESP	1'56.875		1'57.941	1'57.453	1'56.875	1'56.959						
5	48 T. BRIANTI Kawasaki Ninja 400	ITA	1'56.901		1'58.565	1'57.725	1'57.442	1'56.901						
6	15 A. COPPOLA Kawasaki Ninja 400	ITA	1'56.963		1'58.993	1'58.726	1'56.963	1'57.774						
7	6 J. BUIS Kawasaki Ninja 400	NED	1'57.011		1'59.156	1'58.808	1'57.074	1'57.011						
8	88 B. IERACI Kawasaki Ninja 400	ITA	1'57.015		1'58.150	1'58.088	1'57.015	1'57.797						
9	83 M. KAWAKAMI Yamaha YZF-R3	BRA	1'57.025		1'58.999	1'57.989	1'57.501	1'57.025						
10	79 T. ALONSO Kawasaki Ninja 400	POR	1'57.032		1'59.652	1'59.364	1'57.032	1'58.005						
11	17 K. MEUFFELS Kawasaki Ninja 400	NED	1'57.044		1'58.339	1'57.892	1'58.237	1'57.044						
12	52 O. KÖNIG KTM RC 390 R	CZE	1'57.070		1'59.203	1'58.107	1'57.262	1'57.070						
13	71 T. EDWARDS Kawasaki Ninja 400	AUS	1'57.074		1'58.858		1'57.074	1'57.217						
14	98 T. BERCOT Yamaha YZF-R3	FRA	1'57.160		1'59.237	1'58.533	1'57.160	1'58.217						
15	2 A. CARRION Kawasaki Ninja 400	ESP	1'57.199		2'00.453	1'59.501	1'57.907	1'57.199						
16	10 U. ORRADRE Yamaha YZF-R3	ESP	1'57.243		1'58.106	1'58.249	1'57.243	1'57.395						
17	22 N. KALININ Kawasaki Ninja 400	UKR	1'57.263		1'58.616	1'59.044	1'57.263	1'57.736						
18	87 T. KAWAKAMI Yamaha YZF-R3	BRA	1'57.276		1'58.829	1'57.769	1'58.060	1'57.276						
19	30 G. VAN STRAALEN Yamaha YZF-R3	NED	1'57.311		1'58.514	1'59.434	1'57.311	1'57.675						
20	69 T. BOOTH-AMOS Kawasaki Ninja 400	GBR	1'57.364		1'59.003	1'58.083	1'57.519	1'57.364						
21	16 E. VOCINO Kawasaki Ninja 400	ITA	1'57.407		1'59.103	1'58.687	1'57.407	1'57.950						
22	54 B. SOFUOGLU Yamaha YZF-R3	TUR	1'57.449		1'57.852	1'57.846	1'58.965	1'57.449						
23	41 J. JAHNIG KTM RC 390 R	GER	1'57.464		1'58.109	1'58.619	1'57.464	1'58.086						
24	26 M. GENNAI Yamaha YZF-R3	ITA	1'57.494		2'00.573	1'58.622	1'57.731	1'57.494						
25	46 S. DI SORA Kawasaki Ninja 400	FRA	1'57.556		1'58.283	1'57.743	1'58.265	1'57.556						

08/08/2020

These data/results cannot be reproduced, stored and/or transmitted in whole or in part by any manner of electronic, mechanical, photocopying, recording, broadcasting or otherwise now known or herein after developed without the previous express consent by the copyright owner, except for reproduction in daily press and regular printed publications on sale to the public within 60 days of the event related to those data/results and always provided that copyright symbol appears together as follows below.

© DORNA WSBK ORGANIZATION Srl 2020





Motul Portuguese Round, 7 - 9 August 2020

Best Laps & Speed

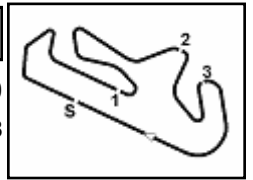
No.	Rider Bike	Nat	Best Lap		FP1		FP2		FP3		SP		LCR	
			LL	SPD	LL	SPD	LL	SPD	LL	SPD	LL	SPD	LL	SPD
26	80 G. MASTROLUCA Kawasaki Ninja 400	ITA	1'57.565		1'59.686	1'58.125	1'57.565		1'59.608					
			39	212,8	12	210,4	14	212,8	7	206,4	6	204,0		
27	45 F. MACAN Yamaha YZF-R3	BRA	1'57.570		1'59.198	1'58.683	1'57.570		1'59.218					
			31	212,8	12	208,7	10	212,8	6	206,4	3	205,2		
28	94 S. SANCHEZ TAMAYO Yamaha YZF-R3	ESP	1'57.697		2'01.978	1'59.098	1'58.679				1'57.697			
			45	215,8	14	202,1	14	204,4	7	207,1	10	215,8		
29	97 M. KAPPLER KTM RC 390 R	GER	1'57.763		1'59.940	1'59.290	1'57.781		1'57.763					
			34	215,4	10	207,5	12	212,0	5	207,5	7	215,4		
30	23 S. MARKARIAN Yamaha YZF-R3	FRA	1'57.823		2'00.215	1'58.138	1'57.823		1'58.802					
			31	210,8	10	209,5	7	210,0	7	210,8	7	208,3		
31	58 I. IGLESIAS BRAVO Kawasaki Ninja 400	ESP	1'57.837		1'59.733	1'58.501	1'57.837		1'58.338					
			40	210,8	13	210,4	13	209,1	7	210,4	7	210,8		
32	64 H. DE CANCELLIS Yamaha YZF-R3	FRA	1'57.971		1'58.348	1'58.434	1'57.971				1'58.456			
			38	205,2	13	204,4	11	205,2	4	203,6	10	205,2		
33	9 P. GRASSIA Yamaha YZF-R3	ITA	1'58.016		1'59.087	1'59.303	1'58.016				1'58.837			
			37	210,0	10	205,6	11	209,1	6	208,7	10	210,0		
34	85 K. SABATUCCI Kawasaki Ninja 400	ITA	1'58.055		1'58.397	1'58.324	1'58.055				1'58.795			
			36	210,8	12	210,8	10	210,4	4	209,1	10	208,7		
35	4 C. STANGE KTM RC 390 R	GER	1'58.083		1'59.206	1'58.413	1'58.083				1'58.562			
			41	211,2	14	209,5	13	211,2	4	200,3	10	210,8		
36	14 E. DE LA VEGA Yamaha YZF-R3	FRA	1'58.118		1'59.041	1'58.118		1'58.472			1'58.500			
			41	213,3	14	205,2	13	213,3	4	204,8	10	210,4		
37	7 J. GIMBERT Kawasaki Ninja 400	FRA	1'58.133		2'00.741	1'59.416	1'58.133				1'58.616			
			38	212,8	12	207,9	9	212,8	7	208,3	10	212,8		
38	21 E. VALENTIM GARCIA Kawasaki Ninja 400	BRA	1'58.251		2'01.062	1'59.878	1'58.251							
			31	212,4	12	205,2	12	212,4	7	206,4				
39	25 A. KROH Yamaha YZF-R3	GER	1'58.301		2'00.607	1'58.974	1'58.301				1'58.479			
			36	213,3	12	208,3	13	210,4	7	209,1	4	213,3		
40	73 J. PEREZ GONZALEZ Yamaha YZF-R3	ESP	1'58.370		2'00.390	1'59.250	1'58.370				1'58.469			
			43	213,3	12	202,9	14	209,1	7	203,6	10	213,3		
41	68 J. IOVERNO Kawasaki Ninja 400	ITA	1'58.397		2'01.571		1'58.397							
			19	207,1	12	207,1			7	207,1				
42	72 A. DIAZ Yamaha YZF-R3	ESP	1'58.404		2'02.182	2'00.408	1'58.547				1'58.404			
			42	213,3	13	197,7	12	207,9	7	206,7	10	213,3		
43	84 K. ALOISI Yamaha YZF-R3	ITA	1'58.445		1'59.945	1'59.502	1'58.445				1'58.531			
			42	213,3	13	207,9	12	210,0	7	202,5	10	213,3		
44	44 T. BRAMICH Kawasaki Ninja 400	AUS	1'58.573		1'59.598	2'00.155	1'59.011				1'58.573			
			38	216,7	11	214,5	11	211,2	6	210,4	10	216,7		
45	37 P. FRAGOSO Yamaha YZF-R3	POR	1'58.584		2'00.459	2'00.044	1'58.584				1'59.526			
			44	211,6	14	208,7	13	211,6	7	209,1	10	206,0		
46	66 E. MCGLINCHEY Kawasaki Ninja 400	GBR	1'58.647		1'58.887	1'59.960	1'58.647							
			33	207,9	14	207,9	12	207,9	7	206,4				
47	93 A. QUINET Kawasaki Ninja 400	FRA	1'58.692		2'01.011	1'59.927	1'58.692				1'59.216			
			42	214,1	12	201,4	13	214,1	7	206,7	10	210,8		
48	27 F. ROVELLI Kawasaki Ninja 400	ITA	1'58.819		1'58.819	1'59.827								
			16	205,6	9	205,2	7	205,6						
49	3 M. GAGGI Yamaha YZF-R3	ITA	1'59.006		2'00.504	2'01.784	1'59.006				1'59.375			
			32	207,1	12	205,2	3	206,4	7	205,6	10	207,1		
50	24 D. BLIN Yamaha YZF-R3	POL	1'59.050		1'59.596	2'00.760	1'59.050				2'01.167			
			36	213,7	13	213,7	6	204,8	7	208,7	10	201,0		

08/08/2020

These data/results cannot be reproduced, stored and/or transmitted in whole or in part by any manner of electronic, mechanical, photocopying, recording, broadcasting or otherwise now known or herein after developed without the previous express consent by the copyright owner, except for reproduction in daily press and regular printed publications on sale to the public within 60 days of the event related to those data/results and always provided that copyright symbol appears together as follows below.

© DORNA WSBK ORGANIZATION Srl 2020





Portimao 4.592 m

Motul Portuguese Round, 7 - 9 August 2020

Best Laps & Speed

3 / 3

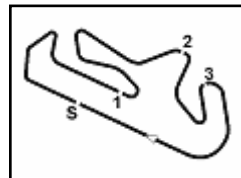
No.	Rider Bike	Nat	Best Lap		FP1		FP2		FP3		SP		LCR					
			LL	SPD	LL	SPD	LL	SPD	LL	SPD	LL	SPD	LL	SPD				
51	12 R. DORE Yamaha YZF-R3	FRA	1'59.349		2'01.596		1'59.538		1'59.382				1'59.349					
			42	209,1	13	209,1	12	208,3	7	203,6			10	203,6				
52	63 M. HRAVA Kawasaki Ninja 400	CZE	1'59.382		2'00.626		1'59.630		1'59.382				1'59.664					
			29	209,1	10	205,6	13	207,1	2	206,7			4	209,1				
53	47 M. CERVENKA Kawasaki Ninja 400	CZE	2'00.062		2'03.185		2'02.104		2'00.062				2'00.502					
			44	203,6	13	203,6	14	202,1	7	203,6			10	201,7				
54	20 G. MATERN Yamaha YZF-R3	FRA	2'00.488		2'03.101		2'02.192		2'00.878				2'00.488					
			36	204,4	9	192,4	11	203,3	6	194,1			10	204,4				
55	77 L. GRUAU Kawasaki Ninja 400	FRA	2'04.412		2'06.875		2'04.679		2'04.412				2'06.756					
			38	202,5	12	195,6	13	200,6	7	202,5			6	195,6				

08/08/2020

These data/results cannot be reproduced, stored and/or transmitted in whole or in part by any manner of electronic, mechanical, photocopying, recording, broadcasting or otherwise now known or herein after developed without the previous express consent by the copyright owner, except for reproduction in daily press and regular printed publications on sale to the public within 60 days of the event related to those data/results and always provided that copyright symbol appears together as follows below.

© DORNA WSBK ORGANIZATION Srl 2020





Portimao 4.592 m

Motul Portuguese Round, 7 - 9 August 2020

Starting Grid - Race 1

10 Laps x 4,592 km = 45,920 km

1	61 OKAYA Y. Kawasaki 1'56.406	2	95 DEROUÉ S. Kawasaki 1'56.543	3	8 PEREZ M. Kawasaki 1'56.720
2	48 BRIANTI T. Kawasaki 1'56.901	5	11 CARRASCO A. Kawasaki 1'56.959	6	6 BUIS J. Kawasaki 1'57.011
3	83 KAWAKAMI M. Yamaha 1'57.025	8	17 MEUFFELS K. Kawasaki 1'57.044	9	52 KÖNIG O. KTM 1'57.070
4	2 CARRION A. Kawasaki 1'57.199	11	71 EDWARDS T. Kawasaki 1'57.217	12	87 KAWAKAMI T. Yamaha 1'57.276
5	69 BOOTH-AMOS T. Kawasaki 1'57.364	14	10 ORRADRE U. Yamaha 1'57.395	15	54 SOFUOGLU B. Yamaha 1'57.449
6	26 GENNAI M. Yamaha 1'57.494	17	46 DI SORA S. Kawasaki 1'57.556	18	30 VAN STRAALLEN G. Yamaha 1'57.675
7	22 KALININ N. Kawasaki 1'57.736	20	97 KAPPLER M. KTM 1'57.763	21	15 COPPOLA A. Kawasaki 1'57.774
8	88 IERACI B. Kawasaki 1'57.797	23	16 VOCINO E. Kawasaki 1'57.950	24	79 ALONSO T. Kawasaki 1'58.005
9	41 JAHNIG J. KTM 1'58.086	26	98 BERCOT T. Yamaha 1'58.217	27	58 IGLESIAS BRAVO I Kawasaki 1'58.338
10	23 MARKARIAN S. Yamaha 1'58.802	29	45 MACAN F. Yamaha 1'59.218	30	80 MASTROLUCA G. Kawasaki 1'59.608
11	64 DE CANCELLIS H. Yamaha	32	84 ALOISI K. Yamaha	33	85 SABATUCCI K. Kawasaki
12	14 DE LA VEGA E. Yamaha	35	72 DIAZ A. Yamaha	36	94 SANCHEZ TAMAYO S Yamaha

08/08/2020 The Race Director

These data/results cannot be reproduced, stored and/or transmitted in whole or in part by any manner of electronic, mechanical, photocopying, recording, broadcasting or otherwise now known or herein after developed without the previous express consent by the copyright owner, except for reproduction in daily press and regular printed publications on sale to the public within 60 days of the event related to those data/results and always provided that copyright symbol appears together as follows below.

© DORNA WSBK ORGANIZATION Srl 2020

