

Motul Portuguese Round, 7 - 9 August 2020

Results Free Practice 1st Session Gr.B

Portimao 4.592 m

1 / 2

No.	Rider	Nat	Team	Bike	Class	Time	Gap	Rel.	Laps	Speed	
										Avg	Max
1	95 S. DEROUE	NED	MTM Kawasaki MOTOPOINT	Kawasaki Ninja 400	B	1'57.400			11	140,811	210,8
2	54 B. SOFUOGLU	TUR	Biblion Motocrossing Yamaha WSSP300	Yamaha YZF-R3	B	1'57.852	0.452	0.452	12	140,271	212,5
3	11 A. CARRASCO	ESP	Kawasaki Provec WorldSSP300	Kawasaki Ninja 400	B	1'57.941	0.541	0.089	11	140,165	206,4
4	64 H. DE CANCELLIS	FRA	Team TRASIMENO	Yamaha YZF-R3	B	1'58.348	0.948	0.407	13	139,683	204,5
5	85 K. SABATUCCI	ITA	Kawasaki GP Project	Kawasaki Ninja 400	B	1'58.397	0.997	0.049	12	139,625	210,8
6	48 T. BRIANTI	ITA	Prodina Ircos Team WorldSSP300	Kawasaki Ninja 400	B	1'58.565	1.165	0.168	10	139,427	215,0
7	61 Y. OKAYA	JPN	MTM Kawasaki MOTOPOINT	Kawasaki Ninja 400	B	1'58.793	1.393	0.228	13	139,160	216,3
8	87 T. KAWAKAMI	BRA	Yamaha MS Racing	Yamaha YZF-R3	B	1'58.829	1.429	0.036	10	139,118	207,2
9	71 T. EDWARDS	AUS	Kawasaki ParkinGO Team	Kawasaki Ninja 400	B	1'58.858	1.458	0.029	9	139,084	206,4
10	15 A. COPPOLA	ITA	Kawasaki GP Project	Kawasaki Ninja 400	B	1'58.993	1.593	0.135	12	138,926	207,6
11	83 M. KAWAKAMI	BRA	Team Brasil AD 78	Yamaha YZF-R3	B	1'58.999	1.599	0.006	13	138,919	210,0
12	69 T. BOOTH-AMOS	GBR	RT Motorsports by SKM - Kawasaki	Kawasaki Ninja 400	B	1'59.003	1.603	0.004	11	138,914	207,6
13	14 E. DE LA VEGA	FRA	Machado Came SBK	Yamaha YZF-R3	B	1'59.041	1.641	0.038	14	138,870	205,2
14	16 E. VOCINO	ITA	Gradaracorse	Kawasaki Ninja 400	B	1'59.103	1.703	0.062	14	138,798	210,4
15	52 O. KÖNIG	CZE	Freudenberg KTM Junior Team	KTM RC 390 R	B	1'59.203	1.803	0.100	10	138,681	207,2
16	98 T. BERCOT	FRA	ProGP Racing	Yamaha YZF-R3	B	1'59.237	1.837	0.034	13	138,642	202,2
17	79 T. ALONSO	POR	Team Tomás Alonso	Kawasaki Ninja 400	B	1'59.652	2.252	0.415	13	138,161	216,3
18	80 G. MASTROLUCA	ITA	GP Project	Kawasaki Ninja 400	B	1'59.686	2.286	0.034	12	138,121	210,4
19	58 I. IGLESIAS BRAVO	ESP	Scuderia Maranga Racing	Kawasaki Ninja 400	B	1'59.733	2.333	0.047	13	138,067	210,4
20	97 M. KAPPLER	GER	Freudenberg KTM WorldSSP Team	KTM RC 390 R	B	1'59.940	2.540	0.207	10	137,829	207,6
21	23 S. MARKARIAN	FRA	Yamaha MS Racing	Yamaha YZF-R3	B	2'00.215	2.815	0.275	10	137,514	209,6
22	73 J. PEREZ GONZALEZ	ESP	Machado Came SBK	Yamaha YZF-R3	B	2'00.390	2.990	0.175	12	137,314	202,9
23	63 M. HRAVA	CZE	ACCR Czech Talent Team - Willi Race	Kawasaki Ninja 400	B	2'00.626	3.226	0.236	10	137,045	205,6
24	93 A. QUINET	FRA	TGP Racing	Kawasaki Ninja 400	B	2'01.011	3.611	0.385	12	136,609	201,4
25	68 J. IOVERNO	ITA	Scuderia Maranga Racing	Kawasaki Ninja 400	B	2'01.571	4.171	0.560	12	135,980	207,2
26	12 R. DORE	FRA	Doré Racing Team	Yamaha YZF-R3	B	2'01.596	4.196	0.025	13	135,952	209,2
27	94 S. SANCHEZ TAMAYO	ESP	ProGP Racing	Yamaha YZF-R3	B	2'01.978	4.578	0.382	14	135,526	202,2
28	47 M. CERVENKA	CZE	Smrz Racing - Willi Race	Kawasaki Ninja 400	B	2'03.185	5.785	1.207	13	134,198	203,7

Qualifying Lap Time (107% of 1'57.400): 2'05.619

Top 3 Average Time: 1'57.731

AIR	Humidity:	64%	Temp:	28°C
TRACK	Condition:	Dry	Temp:	41°C

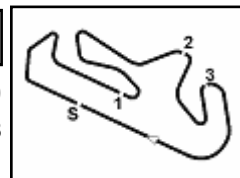
Records	Pole (SP)	2019 M.Gonzalez	1'55.345	143,320	Km/h
	Race (RC)	2019 M.Gonzalez	1'55.810	142,740	Km/h
	All Times (WUP)	2019 S.Deroue	1'55.344	143,320	Km/h

07/08/2020 Start 13:10 End 13:42 The results are provisional until the end of the time limit for protests and appeals and the completion of the technical checks.

These data/results cannot be reproduced, stored and/or transmitted in whole or in part by any manner of electronic, mechanical, photocopying, recording, broadcasting or otherwise now known or herein after developed without the previous express consent by the copyright owner, except for reproduction in daily press and regular printed publications on sale to the public within 60 days of the event related to those data/results and always provided that copyright symbol appears together as follows below.

© DORNA WSBK ORGANIZATION Srl 2020





Motul Portuguese Round, 7 - 9 August 2020

Results Free Practice 1st Session Gr.B

Session Highlights

Local Time	No. Rider	Description
13.10.00		Start
13.22.43	52 O. KÖNIG	Lap Cancelled (1'59.510) - Exceeded Track Limits - Turn 4
13.25.09	83 M. KAWAKAMI	Lap Cancelled (2'00.116) - Exceeded Track Limits - Turn 11
13.27.47	83 M. KAWAKAMI	Current Lap Cancelled - Exceeded Track Limits - Turn 1
13.27.53	93 A. QUINET	Current Lap Cancelled - Exceeded Track Limits - Turn 1
13.28.25	98 T. BERCOT	Current Lap Cancelled - Exceeded Track Limits - Turn 1
13.29.51	58 I. IGLESIAS BRAVO	Current Lap Cancelled - Exceeded Track Limits - Turn 1
13.30.17	12 R. DORE	Current Lap Cancelled - Exceeded Track Limits - Turn 4
13.30.23	58 I. IGLESIAS BRAVO	Current Lap Cancelled - Exceeded Track Limits - Turn 4
13.33.06	52 O. KÖNIG	Current Lap Cancelled - Exceeded Track Limits - Turn 4
13.33.49	48 T. BRIANTI	Current Lap Cancelled - Exceeded Track Limits - Turn 4
13.34.37	52 O. KÖNIG	Current Lap Cancelled - Exceeded Track Limits - Turn 4
13.35.19	85 K. SABATUCCI	Current Lap Cancelled - Exceeded Track Limits - Turn 1
13.35.30	79 T. ALONSO	Current Lap Cancelled - Exceeded Track Limits - Turn 1
13.35.48	98 T. BERCOT	Current Lap Cancelled - Exceeded Track Limits - Turn 4
13.37.41	69 T. BOOTH-AMOS	Current Lap Cancelled - Exceeded Track Limits - Turn 1
13.38.01	11 A. CARRASCO	Current Lap Cancelled - Exceeded Track Limits - Turn 14
13.38.39	11 A. CARRASCO	Current Lap Cancelled - Exceeded Track Limits - Turn 1
13.39.14	12 R. DORE	Current Lap Cancelled - Exceeded Track Limits - Turn 15
13.39.22	12 R. DORE	Lap Cancelled (2'02.397) - Exceeded Track Limits - Turn 15
13.39.43	83 M. KAWAKAMI	Lap Cancelled (1'59.539) - Exceeded Track Limits - Turn 14
13.39.50	80 G. MASTROLUCA	Current Lap Cancelled - Exceeded Track Limits - Turn 1
13.40.10	83 M. KAWAKAMI	Current Lap Cancelled - Exceeded Track Limits - Turn 1
13.42.22		End Of Session

Fastest Laps Sequence

No.	Rider	Nat	Team	Bike	Local Time	Time	Gap	Avg
11	A. CARRASCO	ESP	Kawasaki Provec WorldSSP300	Kawasaki Ninja 400	13:14'00.716	1'59.166		138,724
11	A. CARRASCO	ESP	Kawasaki Provec WorldSSP300	Kawasaki Ninja 400	13:15'58.689	1'57.973	-1.193	140,127
95	S. DEROUÉ	NED	MTM Kawasaki MOTOPOST	Kawasaki Ninja 400	13:20'42.132	1'57.400	-0.573	140,811

07/08/2020 Start 13:10 End 13:42 The results are provisional until the end of the time limit for protests and appeals and the completion of the technical checks.

These data/results cannot be reproduced, stored and/or transmitted in whole or in part by any manner of electronic, mechanical, photocopying, recording, broadcasting or otherwise now known or herein after developed without the previous express consent by the copyright owner, except for reproduction in daily press and regular printed publications on sale to the public within 60 days of the event related to those data/results and always provided that copyright symbol appears together as follows below.

© DORNA WSBK ORGANIZATION Srl 2020



Official Fuel Supplier

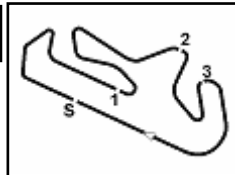


PIRELLI

Official Tyre Supplier



Official Timekeeper



Motul Portuguese Round, 7 - 9 August 2020

Best Sectors & Speed Free Practice 1st Session Gr.B

Portimao 4.592 m

BEST LAP			
1	95 S. DEROUE	Kawasaki Ninja 400	1'57.400
2	54 B. SOFUOGLU	Yamaha YZF-R3	1'57.852
3	11 A. CARRASCO	Kawasaki Ninja 400	1'57.941
4	64 H. DE CANCELLIS	Yamaha YZF-R3	1'58.348
5	85 K. SABATUCCI	Kawasaki Ninja 400	1'58.397
6	48 T. BRIANTI	Kawasaki Ninja 400	1'58.565
7	61 Y. OKAYA	Kawasaki Ninja 400	1'58.793
8	87 T. KAWAKAMI	Yamaha YZF-R3	1'58.829
9	71 T. EDWARDS	Kawasaki Ninja 400	1'58.858
10	15 A. COPPOLA	Kawasaki Ninja 400	1'58.993
11	83 M. KAWAKAMI	Yamaha YZF-R3	1'58.999
12	69 T. BOOTH-AMOS	Kawasaki Ninja 400	1'59.003
13	14 E. DE LA VEGA	Yamaha YZF-R3	1'59.041
14	16 E. VOCINO	Kawasaki Ninja 400	1'59.103
15	52 O. KÖNIG	KTM RC 390 R	1'59.203
16	98 T. BERCOT	Yamaha YZF-R3	1'59.237
17	79 T. ALONSO	Kawasaki Ninja 400	1'59.652
18	80 G. MASTROLUCA	Kawasaki Ninja 400	1'59.686
19	58 I. IGLESIAS BRAVO	Kawasaki Ninja 400	1'59.733
20	97 M. KAPPLER	KTM RC 390 R	1'59.940
21	23 S. MARKARIAN	Yamaha YZF-R3	2'00.215
22	73 J. PEREZ GONZALEZ	Yamaha YZF-R3	2'00.390
23	63 M. HRAVA	Kawasaki Ninja 400	2'00.626
24	93 A. QUINET	Kawasaki Ninja 400	2'01.011
25	68 J. IOVERNO	Kawasaki Ninja 400	2'01.571
26	12 R. DORE	Yamaha YZF-R3	2'01.596
27	94 S. SANCHEZ TAMAYO	Yamaha YZF-R3	2'01.978
28	47 M. CERVENKA	Kawasaki Ninja 400	2'03.185

SPEED			
1	61 Y. OKAYA	Kawasaki Ninja 400	216,3
2	79 T. ALONSO	Kawasaki Ninja 400	216,3
3	48 T. BRIANTI	Kawasaki Ninja 400	215,0
4	54 B. SOFUOGLU	Yamaha YZF-R3	212,5
5	95 S. DEROUE	Kawasaki Ninja 400	210,8
6	85 K. SABATUCCI	Kawasaki Ninja 400	210,8
7	80 G. MASTROLUCA	Kawasaki Ninja 400	210,4
8	16 E. VOCINO	Kawasaki Ninja 400	210,4
9	58 I. IGLESIAS BRAVO	Kawasaki Ninja 400	210,4
10	83 M. KAWAKAMI	Yamaha YZF-R3	210,0
11	23 S. MARKARIAN	Yamaha YZF-R3	209,6
12	12 R. DORE	Yamaha YZF-R3	209,2
13	69 T. BOOTH-AMOS	Kawasaki Ninja 400	207,6
14	15 A. COPPOLA	Kawasaki Ninja 400	207,6
15	97 M. KAPPLER	KTM RC 390 R	207,6
16	52 O. KÖNIG	KTM RC 390 R	207,2
17	87 T. KAWAKAMI	Yamaha YZF-R3	207,2
18	68 J. IOVERNO	Kawasaki Ninja 400	207,2
19	71 T. EDWARDS	Kawasaki Ninja 400	206,4
20	11 A. CARRASCO	Kawasaki Ninja 400	206,4
21	63 M. HRAVA	Kawasaki Ninja 400	205,6
22	14 E. DE LA VEGA	Yamaha YZF-R3	205,2
23	64 H. DE CANCELLIS	Yamaha YZF-R3	204,5
24	47 M. CERVENKA	Kawasaki Ninja 400	203,7
25	73 J. PEREZ GONZALEZ	Yamaha YZF-R3	202,9
26	98 T. BERCOT	Yamaha YZF-R3	202,2
27	94 S. SANCHEZ TAMAYO	Yamaha YZF-R3	202,2
28	93 A. QUINET	Kawasaki Ninja 400	201,4

SEG. 1		
1	95 S. DEROUE	38.286
2	54 B. SOFUOGLU	38.305
3	85 K. SABATUCCI	38.501
4	61 Y. OKAYA	38.543
5	64 H. DE CANCELLIS	38.560
6	11 A. CARRASCO	38.673
7	48 T. BRIANTI	38.674
8	16 E. VOCINO	38.693
9	83 M. KAWAKAMI	38.772
10	69 T. BOOTH-AMOS	38.785
11	79 T. ALONSO	38.816
12	71 T. EDWARDS	38.838
13	14 E. DE LA VEGA	38.866
14	98 T. BERCOT	38.894
15	58 I. IGLESIAS BRAVO	38.951
16	87 T. KAWAKAMI	38.977
17	52 O. KÖNIG	38.980
18	80 G. MASTROLUCA	39.038
19	23 S. MARKARIAN	39.061
20	15 A. COPPOLA	39.109
21	97 M. KAPPLER	39.199
22	12 R. DORE	39.327
23	73 J. PEREZ GONZALEZ	39.458
24	93 A. QUINET	39.516
25	68 J. IOVERNO	39.553
26	63 M. HRAVA	39.732
27	47 M. CERVENKA	39.993
28	94 S. SANCHEZ TAMAYO	40.004

SEG. 2		
1	95 S. DEROUE	34.642
2	11 A. CARRASCO	34.658
3	83 M. KAWAKAMI	34.804
4	64 H. DE CANCELLIS	34.911
5	61 Y. OKAYA	34.953
6	15 A. COPPOLA	34.981
7	48 T. BRIANTI	35.022
8	54 B. SOFUOGLU	35.057
9	58 I. IGLESIAS BRAVO	35.088
10	87 T. KAWAKAMI	35.123
11	52 O. KÖNIG	35.128
12	71 T. EDWARDS	35.195
13	98 T. BERCOT	35.201
14	85 K. SABATUCCI	35.209
15	16 E. VOCINO	35.290
16	14 E. DE LA VEGA	35.297
17	69 T. BOOTH-AMOS	35.301
18	97 M. KAPPLER	35.370
19	80 G. MASTROLUCA	35.371
20	23 S. MARKARIAN	35.436
21	63 M. HRAVA	35.451
22	79 T. ALONSO	35.453
23	73 J. PEREZ GONZALEZ	35.536
24	68 J. IOVERNO	35.571
25	93 A. QUINET	35.749
26	12 R. DORE	35.979
27	94 S. SANCHEZ TAMAYO	36.100
28	47 M. CERVENKA	36.282

SEG. 3		
1	11 A. CARRASCO	22.102
2	95 S. DEROUE	22.153
3	64 H. DE CANCELLIS	22.166
4	69 T. BOOTH-AMOS	22.229
5	54 B. SOFUOGLU	22.239
6	85 K. SABATUCCI	22.312
7	87 T. KAWAKAMI	22.352
8	15 A. COPPOLA	22.367
9	14 E. DE LA VEGA	22.377
10	58 I. IGLESIAS BRAVO	22.402
11	16 E. VOCINO	22.403
12	83 M. KAWAKAMI	22.409
13	98 T. BERCOT	22.438
14	71 T. EDWARDS	22.489
15	61 Y. OKAYA	22.517
16	52 O. KÖNIG	22.524
17	93 A. QUINET	22.570
18	63 M. HRAVA	22.583
19	73 J. PEREZ GONZALEZ	22.619
20	48 T. BRIANTI	22.641
21	97 M. KAPPLER	22.693
22	80 G. MASTROLUCA	22.741
23	79 T. ALONSO	22.755
24	23 S. MARKARIAN	22.762
25	12 R. DORE	22.804
26	94 S. SANCHEZ TAMAYO	22.860
27	68 J. IOVERNO	22.873
28	47 M. CERVENKA	23.235

SEG. 4		
1	54 B. SOFUOGLU	21.798
2	98 T. BERCOT	22.004
3	64 H. DE CANCELLIS	22.013
4	80 G. MASTROLUCA	22.017
5	11 A. CARRASCO	22.056
6	79 T. ALONSO	22.068
7	95 S. DEROUE	22.074
8	87 T. KAWAKAMI	22.092
9	61 Y. OKAYA	22.147
10	48 T. BRIANTI	22.171
11	14 E. DE LA VEGA	22.188
12	16 E. VOCINO	22.205
13	85 K. SABATUCCI	22.240
14	71 T. EDWARDS	22.254
15	73 J. PEREZ GONZALEZ	22.283
16	52 O. KÖNIG	22.283
17	23 S. MARKARIAN	22.326
18	15 A. COPPOLA	22.339
19	83 M. KAWAKAMI	22.347
20	69 T. BOOTH-AMOS	22.361
21	58 I. IGLESIAS BRAVO	22.395
22	12 R. DORE	22.458
23	97 M. KAPPLER	22.496
24	63 M. HRAVA	22.546
25	93 A. QUINET	22.576
26	68 J. IOVERNO	22.692
27	47 M. CERVENKA	22.711
28	94 S. SANCHEZ TAMAYO	22.823

07/08/2020

These data/results cannot be reproduced, stored and/or transmitted in whole or in part by any manner of electronic, mechanical, photocopying, recording, broadcasting or otherwise now known or herein after developed without the previous express consent by the copyright owner, except for reproduction in daily press and regular printed publications on sale to the public within 60 days of the event related to those data/results and always provided that copyright symbol appears together as follows below.

© DORNA WSBK ORGANIZATION Srl 2020



Official Fuel Supplier

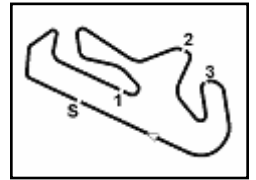


FICR PERUGIA TIMING

Official Tyre Supplier



Official Timekeeper



Portimao 4.592 m

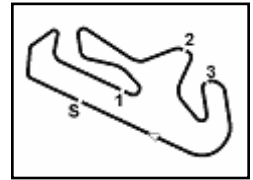
Motul Portuguese Round, 7 - 9 August 2020

Ideal Times Free Practice 1st Session Gr.B

No.	Rider	Nat	Bike	Seg. 1	Seg. 2	Seg. 3	Seg. 4	Ideal Time		
				Diff. 1	Diff. 2	Diff. 3	Diff. 4	Best Lap	Pos.	Diff.
1	95 S. DEROUE	NED	Kawasaki Ninja 400	38.286 +0.107	34.642	22.153 +0.098	22.074 +0.040	1'57.155 1'57.400	1	0.245
2	54 B. SOFUOGLU	TUR	Yamaha YZF-R3	38.305 +0.035	35.057 +0.150	22.239 +0.268	21.798	1'57.399 1'57.852	2	0.453
3	11 A. CARRASCO	ESP	Kawasaki Ninja 400	38.673	34.658 +0.026	22.102 +0.228	22.056 +0.198	1'57.489 1'58.941	3	0.452
4	64 H. DE CANCELLIS	FRA	Yamaha YZF-R3	38.560 +0.064	34.911	22.166 +0.452	22.013 +0.182	1'57.650 1'58.348	4	0.698
5	61 Y. OKAYA	JPN	Kawasaki Ninja 400	38.543 +0.294	34.953	22.517 +0.155	22.147 +0.184	1'58.160 1'58.793	7	0.633
6	85 K. SABATUCCI	ITA	Kawasaki Ninja 400	38.501	35.209	22.312	22.240 +0.135	1'58.262 1'58.397	5	0.135
7	83 M. KAWAKAMI	BRA	Yamaha YZF-R3	38.772	34.804 +0.253	22.409 +0.183	22.347 +0.231	1'58.332 1'58.999	11	0.667
8	48 T. BRIANTI	ITA	Kawasaki Ninja 400	38.674 +0.040	35.022	22.641 +0.017	22.171	1'58.508 1'58.565	6	0.057
9	98 T. BERCOT	FRA	Yamaha YZF-R3	38.894	35.201 +0.265	22.438 +0.435	22.004	1'58.537 1'59.237	16	0.700
10	87 T. KAWAKAMI	BRA	Yamaha YZF-R3	38.977	35.123	22.352 +0.285	22.092	1'58.544 1'58.829	8	0.285
11	16 E. VOCINO	ITA	Kawasaki Ninja 400	38.693 +0.203	35.290 +0.074	22.403	22.205 +0.235	1'58.591 1'59.103	14	0.512
12	69 T. BOOTH-AMOS	GBR	Kawasaki Ninja 400	38.785 +0.079	35.301	22.229	22.361 +0.248	1'58.676 1'59.003	12	0.327
13	14 E. DE LA VEGA	FRA	Yamaha YZF-R3	38.866 +0.023	35.297	22.377 +0.097	22.188 +0.193	1'58.728 1'59.041	13	0.313
14	71 T. EDWARDS	AUS	Kawasaki Ninja 400	38.838	35.195	22.489 +0.042	22.254 +0.040	1'58.776 1'58.858	9	0.082
15	15 A. COPPOLA	ITA	Kawasaki Ninja 400	39.109	34.981	22.367 +0.197	22.339	1'58.796 1'58.993	10	0.197
16	58 I. IGLESIAS BRAVO	ESP	Kawasaki Ninja 400	38.951 +0.447	35.088 +0.038	22.402 +0.130	22.395 +0.282	1'58.836 1'59.733	19	0.897
17	52 O. KÖNIG	CZE	KTM RC 390 R	38.980 +0.143	35.128 +0.145	22.524	22.283	1'58.915 1'59.203	15	0.288
18	79 T. ALONSO	POR	Kawasaki Ninja 400	38.816	35.453	22.755 +0.128	22.068 +0.432	1'59.092 1'59.652	17	0.560
19	80 G. MASTROLUCA	ITA	Kawasaki Ninja 400	39.038 +0.190	35.371 +0.026	22.741 +0.231	22.017 +0.072	1'59.167 1'59.686	18	0.519
20	23 S. MARKARIAN	FRA	Yamaha YZF-R3	39.061 +0.236	35.436 +0.223	22.762 +0.027	22.326 +0.144	1'59.585 2'00.215	21	0.630
21	97 M. KAPPLER	GER	KTM RC 390 R	39.199 +0.053	35.370	22.693 +0.044	22.496 +0.085	1'59.758 1'59.940	20	0.182
22	73 J. PEREZ GONZALEZ	ESP	Yamaha YZF-R3	39.458	35.536	22.619 +0.096	22.283 +0.398	1'59.896 2'00.390	22	0.494
23	63 M. HRAVA	CZE	Kawasaki Ninja 400	39.732	35.451	22.583	22.546 +0.314	2'00.312 2'00.626	23	0.314
24	93 A. QUINET	FRA	Kawasaki Ninja 400	39.516 +0.104	35.749	22.570 +0.189	22.576 +0.307	2'00.411 2'01.011	24	0.600
25	12 R. DORE	FRA	Yamaha YZF-R3	39.327 +0.809	35.979	22.804	22.458 +0.219	2'00.568 2'01.596	26	1.028
26	68 J. IOVERNO	ITA	Kawasaki Ninja 400	39.553 +0.271	35.571 +0.244	22.873	22.692 +0.367	2'00.689 2'01.571	25	0.882
27	94 S. SANCHEZ TAMAYO	ESP	Yamaha YZF-R3	40.004	36.100 +0.050	22.860	22.823 +0.141	2'01.787 2'01.978	27	0.191
28	47 M. CERVENKA	CZE	Kawasaki Ninja 400	39.993 +0.381	36.282 +0.056	23.235	22.711 +0.527	2'02.221 2'03.185	28	0.964
Overall Ideal Time				38.286	34.642	22.102	21.798	1'56.828		

07/08/2020
These data/results cannot be reproduced, stored and/or transmitted in whole or in part by any manner of electronic, mechanical, photocopying, recording, broadcasting or otherwise now known or herein after developed without the previous express consent by the copyright owner, except for reproduction in daily press and regular printed publications on sale to the public within 60 days of the event related to those data/results and always provided that copyright symbol appears together as follows below.
© DORNA WSBK ORGANIZATION Srl 2020





Motul Portuguese Round, 7 - 9 August 2020

Chronological Analysis Free Practice 1st Session Gr.B

1° 95 S. DEROUE (1'57.400)							
Lap	Seg.1	Seg.2	Seg.3	Seg.4	Lap Time	km/h	Local Time
1		36.280	22.973	22.436			13:12'48.969
2	39.385	35.336	22.474	22.327	1'59.522	205,2	13:14'48.491
3	38.680	34.981	22.242	22.271	1'58.174	205,2	13:16'46.665
4	38.495	34.868	22.309	22.395	1'58.067	205,2	13:18'44.732
5	38.393	34.642	22.251	22.114	1'57.400	204,5	13:20'42.132
6	38.396	34.728	22.321	22.074	1'57.519	207,6	13:22'39.651
7	38.286	34.752	22.518	29.451	2'05.007P	210,8	13:24'44.658
8	5'47.751	35.158	22.424	22.383	7'07.716P		13:31'52.374
9	38.716	34.833	22.258	22.594	1'58.401	203,7	13:33'50.775
10	38.538	34.854	22.153	22.666	1'58.211	206,8	13:35'48.986
11	38.514	34.922	22.266	22.502	1'58.204	207,2	13:37'47.190
12	43.656	47.125	23.312	22.607	2'16.700	200,7	13:40'03.890

5° 85 K. SABATUCCI (1'58.397)							
Lap	Seg.1	Seg.2	Seg.3	Seg.4	Lap Time	km/h	Local Time
1		36.916	23.405	22.834			13:12'17.433
2	40.087	35.542	22.909	22.540	2'01.078	203,7	13:14'18.511
3	39.549	35.584	22.431	22.633	2'00.197	195,9	13:16'18.708
4	39.254	35.383	22.546	22.634	1'59.817	201,0	13:18'18.525
5	39.309	36.051	22.535	22.612	2'00.507	201,8	13:20'19.032
6	39.338	35.408	22.449	22.702	1'59.897	196,3	13:22'18.929
7	39.223	35.358	22.386	33.016	2'09.983P	195,6	13:24'28.912
8	4'52.874	36.473	26.215	22.642	6'18.204P		13:30'47.116
9	39.211	35.407	22.603	22.240	1'59.461	209,6	13:32'46.577
10	38.501	35.209	22.312	22.375	1'58.397	205,2	13:34'44.974
11	38.713	39.426	24.044	22.450	2'04.633C	205,2	13:36'49.607
12	39.069	35.988	26.397	23.409	2'04.863	210,8	13:38'54.470
13	38.721	35.239	22.467	22.416	1'58.843	210,4	13:40'53.313

2° 54 B. SOFUOGLU (1'57.852)							
Lap	Seg.1	Seg.2	Seg.3	Seg.4	Lap Time	km/h	Local Time
1		37.021	23.242	22.735			13:12'11.847
2	39.417	35.404	22.477	22.062	1'59.360	200,7	13:14'11.207
3	38.929	35.882	22.451	22.394	1'59.656		13:16'10.863
4	39.108	35.228	23.223	23.384	2'00.943	198,8	13:18'11.806
5	41.369	40.091	31.218	27.564	2'20.242	199,9	13:20'32.048
6	44.335	35.755	23.988	24.526	2'08.604	195,2	13:22'40.652
7	38.671	35.759	22.455	22.131	1'59.016	205,2	13:24'39.668
8	41.079	35.197	22.790	22.506	2'01.572	199,6	13:26'41.240
9	38.460	35.057	22.239	22.735	1'58.491	204,1	13:28'39.731
10	38.950	40.648	25.553	22.364	2'07.515	196,3	13:30'47.246
11	38.340	35.207	22.507	21.798	1'57.852	208,4	13:32'45.098
12	38.305	36.378	25.725	24.656	2'05.064	212,5	13:34'50.162
13	41.287	41.904	24.952	30.930	2'19.073P	207,6	13:37'09.235

6° 48 T. BRIANTI (1'58.565)							
Lap	Seg.1	Seg.2	Seg.3	Seg.4	Lap Time	km/h	Local Time
1		37.590	23.329	22.697			13:12'34.191
2	39.327	35.373	22.756	22.255	1'59.711	206,4	13:14'33.902
3	39.188	35.087	23.095	22.338	1'59.708	211,6	13:16'33.610
4	38.714	35.022	22.658	22.171	1'58.565	208,4	13:18'32.175
5	38.674	36.318	27.064	22.542	2'04.598	209,6	13:20'36.773
6	39.849	38.376	25.023	32.764	2'16.012P	209,6	13:22'52.785
7	8'36.341	36.318	22.724	22.457	9'57.840P		13:32'50.625
8	38.719	35.221	22.639	22.349	1'58.928C	209,2	13:34'49.553
9	39.009	35.407	22.641	22.726	1'59.783	215,0	13:36'49.336
10	39.181	36.743	29.866	22.602	2'08.392	208,4	13:38'57.728
11	38.728	35.150	22.735	22.617	1'59.230	209,2	13:40'56.958

3° 11 A. CARRASCO (1'57.941)							
Lap	Seg.1	Seg.2	Seg.3	Seg.4	Lap Time	km/h	Local Time
1		36.100	22.966	22.458			13:12'01.550
2	39.418	34.946	22.501	22.301	1'59.166	203,7	13:14'00.716
3	38.879	34.669	22.369	22.056	1'57.973	202,2	13:15'58.689
4	38.873	34.859	22.410	22.254	1'58.396	202,2	13:17'57.085
5	38.911	34.658	22.157	22.257	1'57.983	202,2	13:19'55.068
6	39.297	35.048	22.139	29.868	2'06.352P	201,4	13:22'01.420
7	8'24.575	35.349	22.470	22.284	9'44.678P		13:31'46.098
8	38.979	34.784	22.102	22.425	1'58.290	201,4	13:33'44.388
9	38.673	34.684	22.330	22.254	1'57.941	204,1	13:35'42.329
10	38.694	34.822	25.784	26.771	2'06.071	205,2	13:37'48.400
11	39.654	36.430	22.527	22.454	2'01.065	206,4	13:39'49.465
12	38.748	34.810	22.383	22.314	1'58.255	203,7	13:41'47.720

7° 61 Y. OKAYA (1'58.793)							
Lap	Seg.1	Seg.2	Seg.3	Seg.4	Lap Time	km/h	Local Time
1		37.100	23.371	22.419			13:12'30.748
2	40.074	35.734	23.180	22.406	2'01.394	210,8	13:14'32.142
3	39.426	35.119	22.986	22.147	1'59.678	206,0	13:16'31.820
4	39.175	37.328	22.811	22.307	2'01.621	208,4	13:18'33.441
5	39.269	35.703	23.432	22.421	2'00.825	208,4	13:20'34.266
6	39.246	35.663	22.599	22.303	1'59.811	212,1	13:22'34.077
7	39.030	35.132	22.517	22.260	1'58.939	204,8	13:24'33.016
8	42.968	42.245	23.849	34.913	2'23.975P	201,0	13:26'56.991
9	2'22.473	40.305	23.291	22.275	3'48.344P		13:30'45.335
10	38.878	35.496	22.664	22.223	1'59.261	210,4	13:32'44.596
11	39.482	38.818	22.893	22.419	2'03.612	206,0	13:34'48.208
12	38.837	34.953	22.672	22.331	1'58.793	211,2	13:36'47.001
13	38.809	39.941	27.082	22.330	2'08.162	211,6	13:38'55.163
14	38.543	35.409	23.037	22.328	1'59.317	216,3	13:40'54.480

4° 64 H. DE CANCELLIS (1'58.348)							
Lap	Seg.1	Seg.2	Seg.3	Seg.4	Lap Time	km/h	Local Time
1		40.832	25.761	23.538			13:12'31.512
2	39.768	35.893	22.864	22.176	2'00.701	203,3	13:14'32.213
3	39.536	35.382	22.659	22.254	1'59.831	204,5	13:16'32.044
4	39.148	35.528	22.500	22.013	1'59.189	202,2	13:18'31.233
5	39.228	36.355	24.653	32.873	2'13.109P	203,7	13:20'44.342
6	2'07.308	54.253	31.325	23.267	3'56.153P		13:24'40.495
7	38.740	35.685	22.470	22.412	1'59.307	201,8	13:26'39.802
8	39.032	43.093	22.747	22.722	2'07.594	203,7	13:28'47.396
9	39.132	35.150	22.284	22.189	1'58.755	197,7	13:30'46.151
10	38.560	35.371	22.448	22.093	1'58.472	204,5	13:32'44.623
11	39.913	38.995	24.286	22.973	2'06.167	201,0	13:34'50.790
12	38.648	35.221	22.166	22.403	1'58.438	204,5	13:36'49.228
13	39.004	35.841	29.574	22.529	2'06.948	204,5	13:38'56.176
14	38.624	34.911	22.618	22.195	1'58.348	202,2	13:40'54.524

8° 87 T. KAWAKAMI (1'58.829)							
Lap	Seg.1	Seg.2	Seg.3	Seg.4	Lap Time	km/h	Local Time
1		40.414	24.614	22.337			13:12'29.443
2	39.900	36.183	23.864	24.103	2'04.050	207,2	13:14'33.493
3	38.977	35.123	22.637	22.092	1'58.829	202,5	13:16'32.322
4	39.047	35.144	22.509	22.257	1'58.957	206,8	13:18'31.279
5	39.628	38.219	23.951	22.559	2'04.357	206,0	13:20'35.636
6	45.607	35.483	22.788	32.383	2'16.261P	201,4	13:22'51.897
7	5'45.870	35.936	22.935	22.717	7'07.458P		13:29'59.355
8	39.499	35.627	22.604	22.607	2'00.337	196,3	13:31'59.692
9	39.339	35.793	30.554	23.049	2'08.735	196,3	13:34'08.427
10	39.120	35.490	22.352	22.536	1'59.498	198,1	13:36'07.925
11	39.877	35.696	22.660	34.380	2'12.613P	199,6	13:38'20.538

07/08/2020

P = Pits In/Out - C = Lap Time Cancelled

These data/results cannot be reproduced, stored and/or transmitted in whole or in part by any manner of electronic, mechanical, photocopying, recording, broadcasting or otherwise now known or herein after developed without the previous express consent by the copyright owner, except for reproduction in daily press and regular printed publications on sale to the public within 60 days of the event related to those data/results and always provided that copyright symbol appears together as follows below.

© DORNA WSBK ORGANIZATION Srl 2020



Official Fuel Supplier

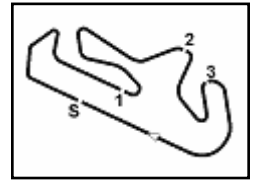


FKR PERUGIA TIMING

Official Tyre Supplier



Official Timekeeper



Motul Portuguese Round, 7 - 9 August 2020

Chronological Analysis Free Practice 1st Session Gr.B

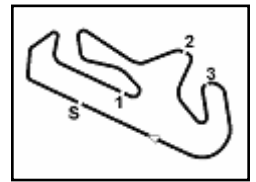
9° 71 T. EDWARDS (1'58.858)								13° 14 E. DE LA VEGA (1'59.041)							
Lap	Seg.1	Seg.2	Seg.3	Seg.4	Lap Time	km/h	Local Time	Lap	Seg.1	Seg.2	Seg.3	Seg.4	Lap Time	km/h	Local Time
1		36.583	23.013	22.627			13:12'05.731	1		37.109	22.933	22.517			13:12'07.694
2	39.493	35.249	22.720	22.333	1'59.795	203,3	13:14'05.526	2	39.453	35.830	22.377	22.449	2'00.109	198,8	13:14'07.803
3	43.803	39.094	23.673	22.709	2'09.279	195,9	13:16'14.805	3	39.051	35.405	22.764	22.599	1'59.819	200,7	13:16'07.622
4	39.284	35.522	22.919	30.999	2'08.724P	199,6	13:18'23.529	4	44.260	35.603	22.801	22.259	2'04.923	197,0	13:18'12.545
5	10'58.585	37.644	23.832	22.886	12'22.947P		13:30'46.476	5	39.159	35.363	22.432	22.625	1'59.579	201,8	13:20'12.124
6	39.180	35.415	22.534	22.371	1'59.500	206,4	13:32'45.976	6	42.000	44.398	25.166	22.881	2'14.445	195,2	13:22'26.569
7	39.363	35.374	22.489	22.254	1'59.480	197,4	13:34'45.456	7	41.360	38.934	26.947	25.130	2'12.371	192,5	13:24'38.940
8	39.038	35.379	22.670	22.557	1'59.644	202,9	13:36'45.100	8	40.382	37.185	22.488	22.275	2'02.330	191,4	13:26'41.270
9	42.809	36.510	29.522	22.657	2'11.498	199,9	13:38'56.598	9	39.012	35.574	22.525	22.400	1'59.511	201,4	13:28'40.781
10	38.838	35.195	22.531	22.294	1'58.858	204,5	13:40'55.456	10	38.868	35.597	26.438	23.322	2'04.225	199,6	13:30'45.006
								11	38.866	36.322	22.524	22.188	1'59.900	204,8	13:32'44.906
								12	39.095	36.020	23.531	22.508	2'01.154	202,5	13:34'46.060
								13	38.889	35.297	22.474	22.381	1'59.041	202,2	13:36'45.101
								14	42.186	36.933	27.555	22.524	2'09.198	194,9	13:38'54.299
								15	38.960	35.876	22.577	22.413	1'59.826	205,2	13:40'54.125
10° 15 A. COPPOLA (1'58.993)								14° 16 E. VOCINO (1'59.103)							
Lap	Seg.1	Seg.2	Seg.3	Seg.4	Lap Time	km/h	Local Time	Lap	Seg.1	Seg.2	Seg.3	Seg.4	Lap Time	km/h	Local Time
1		44.320	25.661	23.490			13:12'30.069	1		37.873	23.212	23.129			13:12'19.357
2	39.666	35.771	23.471	32.007	2'10.915P	207,6	13:14'40.984	2	40.284	35.984	22.883	23.075	2'02.226	198,8	13:14'21.583
3	1'49.977	36.866	22.750	22.884	3'12.477P		13:17'53.461	3	39.910	35.991	22.596	22.991	2'01.488	197,0	13:16'23.071
4	39.320	35.344	22.367	22.523	1'59.554	199,6	13:19'53.015	4	45.627	37.249	26.372	22.815	2'12.063	195,2	13:18'35.134
5	39.226	35.572	22.423	22.537	1'59.758	203,3	13:21'52.773	5	39.532	35.596	22.980	22.452	2'00.560	196,3	13:20'35.694
6	39.865	35.528	22.485	22.366	2'00.244	200,7	13:23'53.017	6	39.765	36.130	23.809	26.412	2'06.116	202,5	13:22'41.810
7	39.162	35.424	22.616	22.372	1'59.574	201,4	13:25'52.591	7	39.056	35.290	22.744	22.205	1'59.295	205,6	13:24'41.105
8	39.397	35.651	22.677	31.184	2'08.909P	199,2	13:28'01.500	8	39.182	35.379	22.583	22.499	1'59.643	210,4	13:26'40.748
9	4'04.503	38.139	22.615	22.617	5'27.874P		13:33'29.374	9	39.340	35.598	22.845	22.660	2'00.443	200,3	13:28'41.191
10	39.155	35.566	22.796	22.642	2'00.159	201,8	13:35'29.533	10	42.080	36.781	24.097	22.993	2'05.951	201,8	13:30'47.142
11	40.989	35.243	22.509	22.779	2'01.520	202,9	13:37'31.053	11	39.482	36.054	22.896	22.230	2'00.662	209,6	13:32'47.804
12	39.109	34.981	22.564	22.339	1'58.993	204,1	13:39'30.046	12	38.693	35.924	22.608	22.540	1'59.765	206,0	13:34'47.569
13	39.304	35.425	22.657	22.966	2'00.352	202,2	13:41'30.398	13	38.996	35.527	22.758	22.518	1'59.799	202,5	13:36'47.368
11° 83 M. KAWAKAMI (1'58.999)								15° 52 O. KÖNIG (1'59.203)							
Lap	Seg.1	Seg.2	Seg.3	Seg.4	Lap Time	km/h	Local Time	Lap	Seg.1	Seg.2	Seg.3	Seg.4	Lap Time	km/h	Local Time
1		36.626	23.394	23.085			13:12'28.879	1		35.958	22.967	22.459			13:12'02.015
2	39.828	35.792	22.947	22.991	2'01.558	195,6	13:14'30.437	2	39.346	35.277	22.587	22.354	1'59.564	207,2	13:14'01.579
3	39.429	35.273	22.720	22.608	2'00.030	194,5	13:16'30.467	3	38.980	35.270	22.549	22.415	1'59.214	204,5	13:16'00.793
4	39.203	34.804	22.880	22.653	1'59.540	194,2	13:18'30.007	4	39.123	35.273	22.524	22.283	1'59.203	202,2	13:17'59.996
5	39.439	40.089	22.919	22.347	2'04.794	194,5	13:20'34.801	5	39.226	35.128	22.682	22.400	1'59.436	201,4	13:19'59.432
6	39.737	36.905	26.498	22.744	2'05.884	202,2	13:22'40.685	6	38.997	35.310	22.866	22.337	1'59.510C	199,6	13:21'58.942
7	38.875	35.722	23.449	22.070	2'00.116C	201,0	13:24'40.801	7	40.270	36.786	23.286	31.489	2'11.831P	201,0	13:24'10.773
8	38.772	35.057	22.592	22.578	1'58.999	210,0	13:26'39.800	8	8'30.701	36.013	26.512	22.953	9'56.179CP		13:34'06.952
9	42.230	35.033	22.662	29.455	2'09.380CP	197,4	13:28'49.180	9	39.019	35.429	22.659	22.640	1'59.747C	201,8	13:36'06.699
10	3'18.799	35.386	22.491	22.824	4'39.500P		13:33'28.680	10	41.768	36.308	22.948	22.784	2'03.808	202,5	13:38'10.507
11	39.142	36.430	23.982	22.445	2'01.999	193,2	13:35'30.679	11	39.210	35.467	23.102	22.678	2'00.457	201,8	13:40'10.964
12	39.313	35.170	22.409	22.982	1'59.874	197,4	13:37'30.553								
13	39.391	34.916	22.557	22.675	1'59.539C	194,9	13:39'30.092								
14	38.984	35.302	22.543	22.763	1'59.592C	200,7	13:41'29.684								
12° 69 T. BOOTH-AMOS (1'59.003)								16° 98 T. BERCOT (1'59.237)							
Lap	Seg.1	Seg.2	Seg.3	Seg.4	Lap Time	km/h	Local Time	Lap	Seg.1	Seg.2	Seg.3	Seg.4	Lap Time	km/h	Local Time
1		37.962	23.213	24.130			13:13'47.389	1		38.112	23.004	22.856			13:12'24.927
2	40.290	36.469	24.419	23.161	2'04.339	196,3	13:15'51.728	2	40.496	36.207	22.691	22.988	2'02.382	195,6	13:14'27.309
3	39.428	36.191	22.393	22.921	2'00.933	199,2	13:17'52.661	3	40.102	35.340	22.438	22.551	2'00.431	197,0	13:16'27.740
4	39.286	35.757	22.277	22.665	1'59.985	197,4	13:19'52.646	4	39.533	36.933	23.567	22.745	2'02.778	197,7	13:18'30.518
5	39.245	35.776	22.229	22.721	1'59.971	197,4	13:21'52.617	5	39.296	35.492	22.622	22.608	2'00.018	199,9	13:20'30.536
6	39.328	35.588	22.319	22.361	1'59.596	198,5	13:23'52.213	6	46.944	35.842	23.757	24.261	2'10.804	196,3	13:22'41.340
7	38.864	35.301	22.229	22.609	1'59.003	200,3	13:25'51.216	7	38.894	35.466	22.873	22.004	1'59.237	199,9	13:24'40.577
8	39.431	36.415	22.700	29.891	2'08.437P	197,7	13:27'59.653	8	39.308	35.315	22.575	22.091	1'59.289	201,8	13:26'39.866
9	5'33.234	35.809	22.945	22.684	6'54.672P		13:34'54.325	9	43.752	36.767	23.817	23.518	2'07.854C	198,1	13:28'47.720
10	38.936	35.578	22.852	22.481	1'59.847	205,2	13:36'54.172	10	39.368	35.275	22.717	22.366	1'59.726	199,9	13:30'47.446
11	38.928	35.647	22.706	22.465	1'59.746C	203,7	13:38'53.918	11	39.450	36.521	22.946	32.774	2'11.691P	202,2	13:32'59.137
12	38.785	35.382	22.455	22.771	1'59.393	207,6	13:40'53.311								

07/08/2020 P = Pits In/Out - C = Lap Time Cancelled

These data/results cannot be reproduced, stored and/or transmitted in whole or in part by any manner of electronic, mechanical, photocopying, recording, broadcasting or otherwise now known or herein after developed without the previous express consent by the copyright owner, except for reproduction in daily press and regular printed publications on sale to the public within 60 days of the event related to those data/results and always provided that copyright symbol appears together as follows below.

© DORNA WSBK ORGANIZATION Srl 2020





Motul Portuguese Round, 7 - 9 August 2020

Chronological Analysis Free Practice 1st Session Gr.B

Portimao 4.592 m

3 / 4

12	2'23.476	44.034	22.708	22.493	3'52.711CP	13:36'51.848	8	40.912	36.203	26.577	22.907	2'06.599	201,0	13:35'55.510	
13	39.189	36.106	24.471	23.251	2'03.017	201,4	13:38'54.865	9	39.343	35.948	23.070	22.849	2'01.210	202,5	13:37'56.720
14	39.209	35.201	23.515	22.331	2'00.256	201,4	13:40'55.121	10	39.315	35.964	23.084	23.013	2'01.376	201,8	13:39'58.096
								11	39.199	35.831	22.974	22.781	2'00.785	201,4	13:41'58.881

17° 79 T. ALONSO (1'59.652)							
Lap	Seg.1	Seg.2	Seg.3	Seg.4	Lap Time	km/h	Local Time
1		38.333	24.556	22.921			13:12'29.080
2	41.930	36.584	23.355	22.404	2'04.273	205,2	13:14'33.353
3	39.987	36.071	22.938	22.254	2'01.250	199,6	13:16'34.603
4	41.425	36.178	22.991	22.509	2'03.103	202,9	13:18'37.706
5	40.043	35.925	22.917	22.245	2'01.130	198,1	13:20'38.836
6	39.629	35.907	22.814	23.586	2'01.936	200,7	13:22'40.772
7	40.776	35.620	22.894	22.196	2'01.486	204,8	13:24'42.258
8	39.284	35.738	22.803	22.277	2'00.102	208,4	13:26'42.360
9	39.861	35.631	22.755	22.449	2'00.696	202,9	13:28'43.056
10	39.531	36.370	24.281	22.216	2'02.398	204,5	13:30'45.454
11	40.121	36.191	23.061	22.068	2'01.441	211,2	13:32'46.895
12	38.816	35.453	22.883	22.500	1'59.652	216,3	13:34'46.547
13	46.718	36.577	23.936	32.873	2'20.104CP	212,1	13:37'06.651
14	2'32.005	36.675	23.364	23.627	3'55.671P		13:41'02.322

21° 23 S. MARKARIAN (2'00.215)							
Lap	Seg.1	Seg.2	Seg.3	Seg.4	Lap Time	km/h	Local Time
1		40.802	24.752	23.409			13:12'28.982
2	40.099	36.092	22.942	22.934	2'02.067	201,8	13:14'31.049
3	39.344	35.504	22.966	22.777	2'00.591	202,5	13:16'31.640
4	39.774	35.530	22.779	22.399	2'00.482	200,7	13:18'32.122
5	39.517	35.632	23.581	23.170	2'01.900	206,0	13:20'34.022
6	40.304	35.720	22.762	22.769	2'01.555	202,5	13:22'35.577
7	43.128	36.566	22.981	22.326	2'05.001	198,1	13:24'40.578
8	39.364	35.586	22.895	22.913	2'00.758	204,8	13:26'41.336
9	39.297	35.659	22.789	22.470	2'00.215	197,7	13:28'41.551
10	39.061	35.436	22.768	22.972	2'00.237	209,6	13:30'41.788
11	44.769	35.937	27.978	35.931	2'24.615P	200,7	13:33'06.403

18° 80 G. MASTROLUCA (1'59.686)							
Lap	Seg.1	Seg.2	Seg.3	Seg.4	Lap Time	km/h	Local Time
1		41.199	26.107	23.059			13:12'30.567
2	40.857	36.598	23.307	22.817	2'03.579	208,4	13:14'34.146
3	39.228	35.397	22.972	22.089	1'59.686	210,4	13:16'33.832
4	39.038	35.371	23.172	22.109	1'59.690	207,2	13:18'33.522
5	39.091	35.607	23.049	22.537	2'00.284	201,4	13:20'33.806
6	41.140	35.979	23.633	23.799	2'04.551	198,1	13:22'38.357
7	39.709	37.701	23.719	22.017	2'03.146	200,3	13:24'41.503
8	39.295	35.436	23.235	22.226	2'00.192	209,2	13:26'41.695
9	41.621	36.637	23.440	34.089	2'15.787P	208,8	13:28'57.482
10	4'19.906	40.077	26.406	22.541	5'48.930P		13:34'46.412
11	39.167	35.560	22.970	22.688	2'00.385	206,8	13:36'46.797
12	39.288	35.728	22.741	22.772	2'00.529	201,0	13:38'47.326
13	44.465	36.814	22.816	22.576	2'06.671C	197,7	13:40'53.997

22° 73 J. PEREZ GONZALEZ (2'00.390)							
Lap	Seg.1	Seg.2	Seg.3	Seg.4	Lap Time	km/h	Local Time
1		37.202	22.956	23.034			13:12'05.063
2	39.604	35.917	22.923	22.283	2'00.727	200,7	13:14'05.790
3	40.468	35.868	23.360	22.475	2'02.171	202,9	13:16'07.961
4	39.726	35.615	22.682	30.589	2'08.612P	200,3	13:18'16.573
5	3'39.963	43.781	26.571	32.268	5'22.583P		13:23'39.156
6	1'14.565	37.227			2'57.642P		13:26'36.798
7	40.888	36.048	22.865	23.203	2'03.004	186,8	13:28'39.802
8	40.002	36.017	23.381	22.731	2'02.131	197,0	13:30'41.933
9	39.876	36.096	22.724	22.697	2'01.393	199,2	13:32'43.326
10	39.986	35.954	22.619	22.671	2'01.230	191,1	13:34'44.556
11	39.458	35.536	22.715	22.681	2'00.390	194,2	13:36'44.946
12	40.112	35.894	22.709	22.792	2'01.507	193,8	13:38'46.453
13	39.685	35.837	22.629	22.649	2'00.800	191,8	13:40'47.253

19° 58 I. IGLESIAS BRAVO (1'59.733)							
Lap	Seg.1	Seg.2	Seg.3	Seg.4	Lap Time	km/h	Local Time
1		37.198	23.007	23.371			13:12'04.865
2	40.335	35.535	22.958	22.588	2'01.416	197,4	13:14'06.281
3	39.677	35.723	26.961	22.780	2'05.141	203,3	13:16'11.422
4	39.421	35.088	22.708	22.553	1'59.770	201,8	13:18'11.192
5	39.518	35.209			2'08.938	199,2	13:20'20.130
6	39.382	35.660	22.402	32.315	2'09.759P	197,4	13:22'29.889
7	2'47.467	36.108	23.013	23.205	4'09.793P		13:26'39.682
8	39.970	36.487	22.625	22.572	2'01.654	194,2	13:28'41.336
9	39.257	35.748	22.715	22.786	2'00.506	205,2	13:30'41.842
10	39.596	42.247	23.341	22.694	2'07.878	201,4	13:32'49.720
11	39.398	35.126	22.532	22.677	1'59.733	201,8	13:34'49.453
12	39.667	35.951	22.506	22.395	2'00.519	210,4	13:36'49.972
13	38.951	35.635	22.685	22.864	2'00.135	208,0	13:38'50.107
14	39.504	35.524	22.548	22.829	2'00.405	200,3	13:40'50.512

23° 63 M. HRAVA (2'00.626)							
Lap	Seg.1	Seg.2	Seg.3	Seg.4	Lap Time	km/h	Local Time
1		39.637	24.108	23.749			13:12'16.526
2	41.828	36.848	23.788	22.771	2'05.235	202,9	13:14'21.761
3	40.217	36.484	23.208	22.795	2'02.704	199,6	13:16'24.465
4	41.150	36.664	23.435	23.079	2'04.328	198,1	13:18'28.793
5	40.981	37.621	23.564	22.909	2'05.075	195,2	13:20'33.868
6	41.079	37.080	22.929	23.261	2'04.349	199,9	13:22'38.217
7	40.385	36.199	23.027	22.556	2'02.167	198,5	13:24'40.384
8	40.902	35.772	22.739	22.546	2'01.959	199,6	13:26'42.343
9	39.732	35.451	22.583	22.860	2'00.626	205,6	13:28'42.969
10	39.829	36.651	23.093	22.590	2'02.163	198,8	13:30'45.132
11	41.259	36.831	24.059	34.070	2'16.219P	200,3	13:33'01.351

20° 97 M. KAPPLER (1'59.940)							
Lap	Seg.1	Seg.2	Seg.3	Seg.4	Lap Time	km/h	Local Time
1		37.209	23.079	22.496			13:12'06.819
2	41.283	36.547	23.158	22.699	2'03.687	207,6	13:14'10.506
3	39.270	35.628	22.762	22.689	2'00.349		13:16'10.855
4	39.252	35.370	22.737	22.581	1'59.940	201,4	13:18'10.795
5	43.282	36.204	22.975	33.107	2'15.568P	198,8	13:20'26.363
6	10'00.814	35.826	22.693	22.712	11'22.045P		13:31'48.408
7	39.203	35.615	22.884	22.801	2'00.503	199,2	13:33'48.911

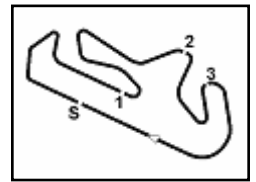
24° 93 A. QUINET (2'01.011)							
Lap	Seg.1	Seg.2	Seg.3	Seg.4	Lap Time	km/h	Local Time
1		37.414	22.954	22.807			13:12'06.579
2	39.832	37.257	22.723	22.652	2'02.464	201,4	13:14'09.043
3	39.976	36.700	22.979	22.680	2'02.335	200,3	13:16'11.378
4	39.776	36.016	22.814	22.576	2'01.182	199,9	13:18'12.560
5	39.620	35.749	22.759	22.883	2'01.011	195,2	13:20'13.571
6	41.104	44.130	24.544	23.236	2'13.014	197,4	13:22'26.585
7	39.854	38.189	30.372	31.461	2'19.876P	197,4	13:24'46.461
8	4'06.721	37.151	23.686	23.169	5'30.727CP		13:30'17.188
9	39.807	36.727	23.166	22.811	2'02.511	197,0	13:32'19.699
10	39.735	36.090	22.570	23.239	2'01.634	198,1	13:34'21.333
11	39.792	36.016	23.375	22.985	2'02.168	197,0	13:36'23.501
12	39.688			23.102	2'25.011	199,2	13:38'48.512

07/08/2020 P = Pits In/Out - C = Lap Time Cancelled

These data/results cannot be reproduced, stored and/or transmitted in whole or in part by any manner of electronic, mechanical, photocopying, recording, broadcasting or otherwise now known or herein after developed without the previous express consent by the copyright owner, except for reproduction in daily press and regular printed publications on sale to the public within 60 days of the event related to those data/results and always provided that copyright symbol appears together as follows below.

© DORNA WSBK ORGANIZATION Srl 2020





Portimao 4.592 m

Motul Portuguese Round, 7 - 9 August 2020

Chronological Analysis Free Practice 1st Session Gr.B

4 / 4

25° 68 J. IOVERNO (2'01.571)							
Lap	Seg.1	Seg.2	Seg.3	Seg.4	Lap Time	km/h	Local Time
1		36.550	23.637	22.727			13:12'06.739
2	41.224	36.180	23.207	23.218	2'03.829	204,5	13:14'10.568
3	41.161	36.367	22.880	23.754	2'04.162		13:16'14.730
4	41.093	35.571	23.482	23.015	2'03.161	197,7	13:18'17.891
5	40.739	36.362	23.087	22.997	2'03.185	199,6	13:20'21.076
6	39.824	35.815	22.873	23.059	2'01.571	198,1	13:22'22.647
7	40.538	36.214	25.532	35.963	2'18.247P	196,3	13:24'40.894
8	4'40.771	36.364	23.315	23.514	6'03.964P		13:30'44.858
9	40.048	35.726	23.364	22.692	2'01.830	201,4	13:32'46.688
10	39.745	36.162	23.354	22.853	2'02.114	207,2	13:34'48.802
11	40.156	35.817	23.141	22.755	2'01.869	206,0	13:36'50.671
12	39.553	35.838	23.379	23.309	2'02.079	203,7	13:38'52.750
13	40.232	35.989	23.566	22.766	2'02.553	199,9	13:40'55.303

9	40.372	36.282	23.417	23.337	2'03.408	194,9	13:28'54.069
10	40.348	36.330	23.981	23.193	2'03.852	198,5	13:30'57.921
11	40.946	37.193	24.529	35.640	2'18.308P	197,7	13:33'16.229
12	2'16.020	37.339	23.368	22.992	3'39.719P		13:36'55.948
13	40.887	36.461	23.697	23.652	2'04.697	201,4	13:39'00.645
14	40.374	36.338	23.235	23.238	2'03.185	199,6	13:41'03.830

26° 12 R. DORE (2'01.596)							
Lap	Seg.1	Seg.2	Seg.3	Seg.4	Lap Time	km/h	Local Time
1		37.318	23.112	22.900			13:12'07.785
2	40.538	36.488	23.518	22.807	2'03.351	198,8	13:14'11.136
3	40.392	36.547	23.758	23.035	2'03.732		13:16'14.868
4	40.047	36.222	23.201	22.807	2'02.277	198,1	13:18'17.145
5	40.854	36.854	23.514	22.923	2'04.145	190,1	13:20'21.290
6	40.203	36.614	22.936	22.772	2'02.525	198,8	13:22'23.815
7	40.476	36.608	23.105	22.863	2'03.052	193,5	13:24'26.867
8	40.420	37.303	23.513	31.581	2'12.817P	189,4	13:26'39.684
9	2'39.231	36.780	25.757	23.078	4'04.846CP		13:30'44.530
10	40.956	36.743	23.088	22.458	2'03.245	190,8	13:32'47.775
11	39.327	36.692	22.836	22.909	2'01.764	202,5	13:34'49.539
12	40.136	35.979	22.804	22.677	2'01.596	209,2	13:36'51.135
13	39.675	36.063	23.197	23.462	2'02.397C	200,3	13:38'53.532
14	40.248	36.292	22.930	22.469	2'01.939	194,2	13:40'55.471

27° 94 S. SANCHEZ TAMAYO (2'01.978)							
Lap	Seg.1	Seg.2	Seg.3	Seg.4	Lap Time	km/h	Local Time
1		41.589	26.305	25.872			13:12'24.957
2	42.522	38.748	24.903	24.148	2'10.321	191,4	13:14'35.278
3	41.445	38.278	24.395	23.717	2'07.835	201,0	13:16'43.113
4	41.637	37.394	23.893	23.679	2'06.603	200,7	13:18'49.716
5	41.610	37.987	23.602	23.234	2'06.433	197,4	13:20'56.149
6	40.792	36.991	23.575	23.421	2'04.779	198,1	13:23'00.928
7	41.188	37.212	23.263	23.234	2'04.897	198,1	13:25'05.825
8	40.432	36.887	23.286	23.050	2'03.655	198,1	13:27'09.480
9	40.165	36.350	23.441	23.064	2'03.020	198,5	13:29'12.500
10	41.098	36.607	23.246	22.823	2'03.774	200,3	13:31'16.274
11	40.224	36.310	23.131	22.907	2'02.572	198,8	13:33'18.846
12	42.099	36.774	23.452	23.209	2'05.534	201,0	13:35'24.380
13	40.201	36.100	22.938	22.978	2'02.217	202,2	13:37'26.597
14	40.004	36.150	22.860	22.964	2'01.978	202,2	13:39'28.575
15	42.204	36.117	23.165	22.825	2'04.311	200,7	13:41'32.886

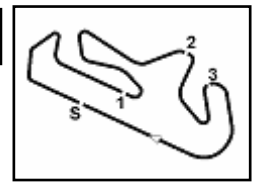
28° 47 M. CERVENKA (2'03.185)							
Lap	Seg.1	Seg.2	Seg.3	Seg.4	Lap Time	km/h	Local Time
1		39.014	24.815	24.354			13:12'16.327
2	41.597	37.249	24.271	23.252	2'06.369	197,0	13:14'22.696
3	40.391	36.766	23.510	23.198	2'03.865	202,2	13:16'26.561
4	40.491	36.816	23.361	23.297	2'03.965	199,9	13:18'30.526
5	41.644	36.924	23.874	22.711	2'05.153	195,6	13:20'35.679
6	40.795	36.746	23.373	22.936	2'03.850	200,7	13:22'39.529
7	39.993	36.498	26.362	23.129	2'05.982	203,7	13:24'45.511
8	41.707	36.720	23.406	23.317	2'05.150	198,1	13:26'50.661

07/08/2020 P = Pits In/Out - C = Lap Time Cancelled

These data/results cannot be reproduced, stored and/or transmitted in whole or in part by any manner of electronic, mechanical, photocopying, recording, broadcasting or otherwise now known or herein after developed without the previous express consent by the copyright owner, except for reproduction in daily press and regular printed publications on sale to the public within 60 days of the event related to those data/results and always provided that copyright symbol appears together as follows below.

© DORNA WSBK ORGANIZATION Srl 2020

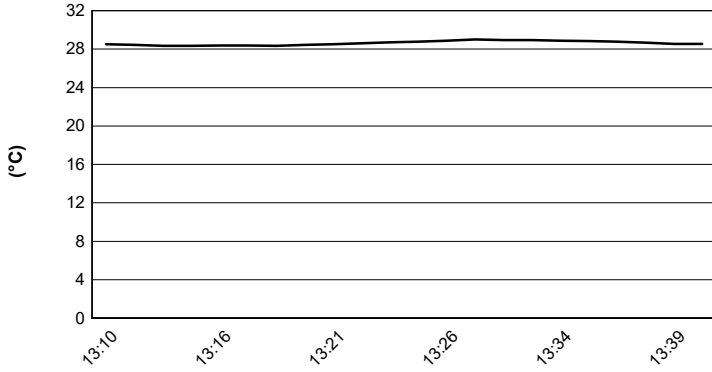




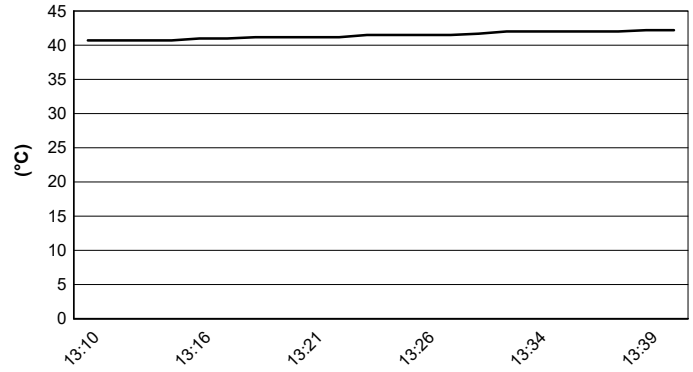
Portimao 4.592 m

Motul Portuguese Round, 7 - 9 August 2020
Weather Report Free Practice 1st Session Gr.B
Session started 13:10 - Session ended 13:42

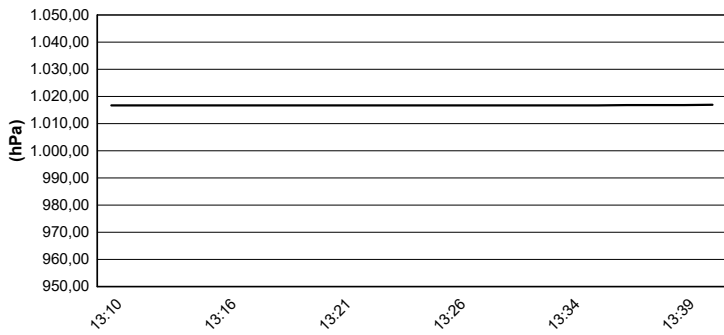
Air Temperature



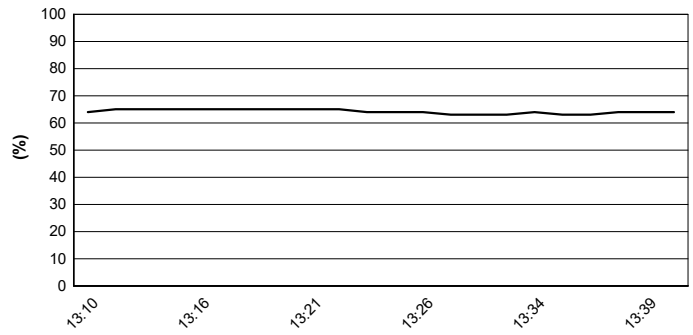
Track Temperature



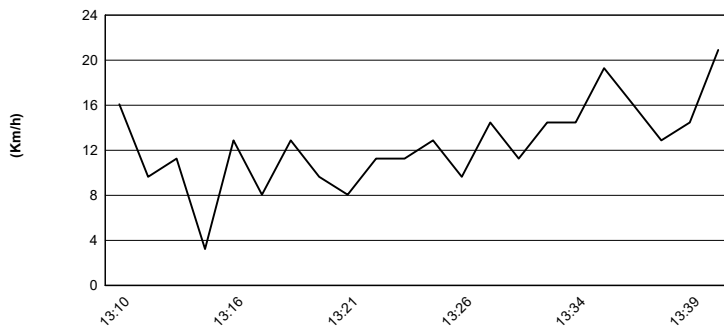
Air Pressure



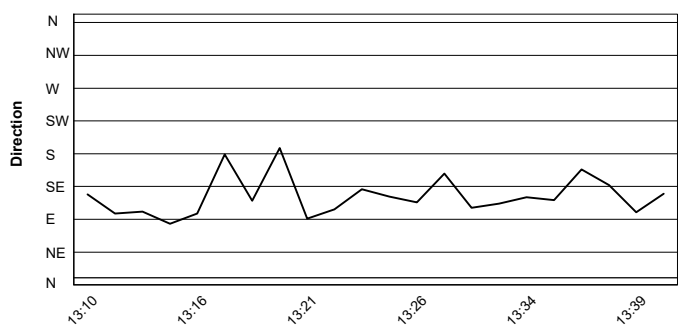
Humidity



Wind Speed



Wind Direction

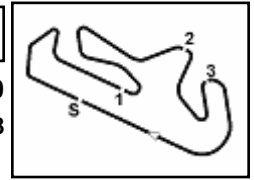


07/08/2020

These data/results cannot be reproduced, stored and/or transmitted in whole or in part by any manner of electronic, mechanical, photocopying, recording, broadcasting or otherwise now known or herein after developed without the previous express consent by the copyright owner, except for reproduction in daily press and regular printed publications on sale to the public within 60 days of the event related to those data/results and always provided that copyright symbol appears together as follows below.

© DORNA WSBK ORGANIZATION Srl 2020





Motul Portuguese Round, 7 - 9 August 2020

Free Practices Combined Times after FP1

Portimao 4.592 m

No.	Rider	Nat	Team	Bike	Class	FP1	FP2	FP3	Time	Gap	Rel.	Avg	LL
1	95 S. DEROUE	NED	MTM Kawasaki MOTOPOST	Kawasaki Ninja 400	B	1'57.400			1'57.400			140,811	11
2	54 B. SOFUOGLU	TUR	Biblion Motoxrcing Yamaha WSSP300	Yamaha YZF-R3	B	1'57.852			1'57.852	0.452	0.452	140,271	12
3	11 A. CARRASCO	ESP	Kawasaki Provec WorldSSP300	Kawasaki Ninja 400	B	1'57.941			1'57.941	0.541	0.089	140,165	11
4	10 U. ORRADRE	ESP	Yamaha MS Racing	Yamaha YZF-R3	A	1'58.106			1'58.106	0.706	0.165	139,969	12
5	41 J. JAHNIG	GER	Freudenberg KTM Junior Team	KTM RC 390 R	A	1'58.109			1'58.109	0.709	0.003	139,966	11
6	88 B. IERACI	ITA	Kawasaki GP Project	Kawasaki Ninja 400	A	1'58.150			1'58.150	0.750	0.041	139,917	11
7	46 S. DI SORA	FRA	Leader Team Flémbo	Kawasaki Ninja 400	A	1'58.283			1'58.283	0.883	0.133	139,760	13
8	8 M. PEREZ	ESP	Prodina Ircos Team WorldSSP300	Kawasaki Ninja 400	A	1'58.294			1'58.294	0.894	0.011	139,747	10
9	17 K. MEUFFELS	NED	MTM Kawasaki MOTOPOST	Kawasaki Ninja 400	A	1'58.339			1'58.339	0.939	0.045	139,694	12
10	64 H. DE CANCELLIS	FRA	Team TRASIMENO	Yamaha YZF-R3	B	1'58.348			1'58.348	0.948	0.009	139,683	13
11	85 K. SABATUCCI	ITA	Kawasaki GP Project	Kawasaki Ninja 400	B	1'58.397			1'58.397	0.997	0.049	139,625	12
12	30 G. VAN STRAALLEN	NED	EAB Ten Kate Racing	Yamaha YZF-R3	A	1'58.514			1'58.514	1.114	0.117	139,487	11
13	48 T. BRIANTI	ITA	Prodina Ircos Team WorldSSP300	Kawasaki Ninja 400	B	1'58.565			1'58.565	1.165	0.051	139,427	10
14	22 N. KALININ	UKR	Battley-RT Motorsports by SKM-Kawasaki	Kawasaki Ninja 400	A	1'58.616			1'58.616	1.216	0.051	139,367	11
15	61 Y. OKAYA	JPN	MTM Kawasaki MOTOPOST	Kawasaki Ninja 400	B	1'58.793			1'58.793	1.393	0.177	139,160	13
16	27 F. ROVELLI	ITA	Kawasaki ParkinGO Team	Kawasaki Ninja 400	A	1'58.819			1'58.819	1.419	0.026	139,129	9
17	87 T. KAWAKAMI	BRA	Yamaha MS Racing	Yamaha YZF-R3	B	1'58.829			1'58.829	1.429	0.010	139,118	10
18	71 T. EDWARDS	AUS	Kawasaki ParkinGO Team	Kawasaki Ninja 400	B	1'58.858			1'58.858	1.458	0.029	139,084	9
19	66 E. MCGLINCHEY	GBR	Team#109 Kawasaki	Kawasaki Ninja 400	A	1'58.887			1'58.887	1.487	0.029	139,050	14
20	15 A. COPPOLA	ITA	Kawasaki GP Project	Kawasaki Ninja 400	B	1'58.993			1'58.993	1.593	0.106	138,926	12
21	83 M. KAWAKAMI	BRA	Team Brasil AD 78	Yamaha YZF-R3	B	1'58.999			1'58.999	1.599	0.006	138,919	13
22	69 T. BOOTH-AMOS	GBR	RT Motorsports by SKM - Kawasaki	Kawasaki Ninja 400	B	1'59.003			1'59.003	1.603	0.004	138,914	11
23	14 E. DE LA VEGA	FRA	Machado Came SBK	Yamaha YZF-R3	B	1'59.041			1'59.041	1.641	0.038	138,870	14
24	9 P. GRASSIA	ITA	Team CHIODO Moto Racing	Yamaha YZF-R3	A	1'59.087			1'59.087	1.687	0.046	138,816	10
25	16 E. VOCINO	ITA	Gradaracorse	Kawasaki Ninja 400	B	1'59.103			1'59.103	1.703	0.016	138,798	14
26	6 J. BUIS	NED	MTM Kawasaki MOTOPOST	Kawasaki Ninja 400	A	1'59.156			1'59.156	1.756	0.053	138,736	13
27	45 F. MACAN	BRA	Team Brasil AD 78	Yamaha YZF-R3	A	1'59.198			1'59.198	1.798	0.042	138,687	12
28	52 O. KÖNIG	CZE	Freudenberg KTM Junior Team	KTM RC 390 R	B	1'59.203			1'59.203	1.803	0.005	138,681	10
29	4 C. STANGE	GER	Freudenberg KTM WorldSSP Team	KTM RC 390 R	A	1'59.206			1'59.206	1.806	0.003	138,678	14
30	98 T. BERCOT	FRA	ProGP Racing	Yamaha YZF-R3	B	1'59.237			1'59.237	1.837	0.031	138,642	13
31	24 D. BLIN	POL	Biblion Motoxrcing Yamaha WSSP300	Yamaha YZF-R3	A	1'59.596			1'59.596	2.196	0.359	138,225	13
32	44 T. BRAMICH	AUS	Carl Cox-RT Motorsports by SKM-Kawasaki	Kawasaki Ninja 400	A	1'59.598			1'59.598	2.198	0.002	138,223	11
33	79 T. ALONSO	POR	Team Tomás Alonso	Kawasaki Ninja 400	B	1'59.652			1'59.652	2.252	0.054	138,161	13
34	80 G. MASTROLUCA	ITA	GP Project	Kawasaki Ninja 400	B	1'59.686			1'59.686	2.286	0.034	138,121	12
35	58 I. IGLESIAS BRAVO	ESP	Scuderia Maranga Racing	Kawasaki Ninja 400	B	1'59.733			1'59.733	2.333	0.047	138,067	13
36	97 M. KAPPLER	GER	Freudenberg KTM WorldSSP Team	KTM RC 390 R	B	1'59.940			1'59.940	2.540	0.207	137,829	10
37	84 K. ALOISI	ITA	ProGP Racing	Yamaha YZF-R3	A	1'59.945			1'59.945	2.545	0.005	137,823	13
38	23 S. MARKARIAN	FRA	Yamaha MS Racing	Yamaha YZF-R3	B	2'00.215			2'00.215	2.815	0.270	137,514	10
39	73 J. PEREZ GONZALEZ	ESP	Machado Came SBK	Yamaha YZF-R3	B	2'00.390			2'00.390	2.990	0.175	137,314	12
40	2 A. CARRION	ESP	Smrz Racing - Willi Race	Kawasaki Ninja 400	A	2'00.453			2'00.453	3.053	0.063	137,242	12
41	37 P. FRAGOSO	POR	STAND OS PUTOS Racing Team	Yamaha YZF-R3	A	2'00.459			2'00.459	3.059	0.006	137,235	14
42	3 M. GAGGI	ITA	Machado Came SBK	Yamaha YZF-R3	A	2'00.504			2'00.504	3.104	0.045	137,184	12
43	26 M. GENNAI	ITA	Team BrCorse	Yamaha YZF-R3	A	2'00.573			2'00.573	3.173	0.069	137,105	13
44	25 A. KROH	GER	Yamaha MS Racing	Yamaha YZF-R3	A	2'00.607			2'00.607	3.207	0.034	137,067	12
45	63 M. HRAVA	CZE	ACCR Czech Talent Team - Willi Race	Kawasaki Ninja 400	B	2'00.626			2'00.626	3.226	0.019	137,045	10
46	7 J. GIMBERT	FRA	GP Project	Kawasaki Ninja 400	A	2'00.741			2'00.741	3.341	0.115	136,915	12
47	93 A. QUINET	FRA	TGP Racing	Kawasaki Ninja 400	B	2'01.011			2'01.011	3.611	0.270	136,609	12
48	21 E. VALENTIM GARCIA	BRA	Scuderia Maranga Racing	Kawasaki Ninja 400	A	2'01.062			2'01.062	3.662	0.051	136,552	12
49	68 J. IOVERNO	ITA	Scuderia Maranga Racing	Kawasaki Ninja 400	B	2'01.571			2'01.571	4.171	0.509	135,980	12
50	12 R. DORE	FRA	Doré Racing Team	Yamaha YZF-R3	B	2'01.596			2'01.596	4.196	0.025	135,952	13
51	94 S. SANCHEZ TAMAYO	ESP	ProGP Racing	Yamaha YZF-R3	B	2'01.978			2'01.978	4.578	0.382	135,526	14
52	72 A. DIAZ	ESP	Biblion Motoxrcing Yamaha WSSP300	Yamaha YZF-R3	A	2'02.182			2'02.182	4.782	0.204	135,300	13
53	20 G. MATERN	FRA	Machado Came SBK	Yamaha YZF-R3	A	2'03.101			2'03.101	5.701	0.919	134,290	9
54	47 M. CERVENKA	CZE	Smrz Racing - Willi Race	Kawasaki Ninja 400	B	2'03.185			2'03.185	5.785	0.084	134,198	13
55	77 L. GRUAU	FRA	TGP Racing	Kawasaki Ninja 400	A	2'06.875			2'06.875	9.475	3.690	130,295	12

07/08/2020

These data/results cannot be reproduced, stored and/or transmitted in whole or in part by any manner of electronic, mechanical, photocopying, recording, broadcasting or otherwise now known or herein after developed without the previous express consent by the copyright owner, except for reproduction in daily press and regular printed publications on sale to the public within 60 days of the event related to those data/results and always provided that copyright symbol appears together as follows below.

© DORNA WSBK ORGANIZATION Srl 2020



Official Fuel Supplier



FKR PERUGIA TIMING

Official Tyre Supplier



Official Timekeeper