

Portimao 4.592 m

1 / 4

### Motul Portuguese Round, 7 - 9 August 2020

### Chronological Analysis Free Practice 1st Session Gr.B

**1° 95 S. DEROUE (1'57.400)**

Lap	Seg.1	Seg.2	Seg.3	Seg.4	Lap Time	km/h	Local Time
1		36.280	22.973	22.436			13:12'48.969
2	39.385	35.336	22.474	22.327	1'59.522	205,2	13:14'48.491
3	38.680	34.981	22.242	22.271	1'58.174	205,2	13:16'46.665
4	38.495	34.868	22.309	22.395	1'58.067	205,2	13:18'44.732
5	38.393	<b>34.642</b>	22.251	22.114	<b>1'57.400</b>	204,5	13:20'42.132
6	38.396	34.728	22.321	<b>22.074</b>	1'57.519	207,6	13:22'39.651
7	<b>38.286</b>	34.752	22.518	29.451	2'05.007P	<b>210,8</b>	13:24'44.658
8	5'47.751	35.158	22.424	22.383	7'07.716P		13:31'52.374
9	38.716	34.833	22.258	22.594	1'58.401	203,7	13:33'50.775
10	38.538	34.854	<b>22.153</b>	22.666	1'58.211	206,8	13:35'48.986
11	38.514	34.922	22.266	22.502	1'58.204	207,2	13:37'47.190
12	43.656	47.125	23.312	22.607	2'16.700	200,7	13:40'03.890

**5° 85 K. SABATUCCI (1'58.397)**

Lap	Seg.1	Seg.2	Seg.3	Seg.4	Lap Time	km/h	Local Time
1		36.916	23.405	22.834			13:12'17.433
2	40.087	35.542	22.909	22.540	2'01.078	203,7	13:14'18.511
3	39.549	35.584	22.431	22.633	2'00.197	195,9	13:16'18.708
4	39.254	35.383	22.546	22.634	1'59.817	201,0	13:18'18.525
5	39.309	36.051	22.535	22.612	2'00.507	201,8	13:20'19.032
6	39.338	35.408	22.449	22.702	1'59.897	196,3	13:22'18.929
7	39.223	35.358	22.386	33.016	2'09.983P	195,6	13:24'28.912
8	4'52.874	36.473	26.215	22.642	6'18.204P		13:30'47.116
9	39.211	35.407	22.603	<b>22.240</b>	1'59.461	209,6	13:32'46.577
10	<b>38.501</b>	<b>35.209</b>	<b>22.312</b>	<b>22.375</b>	<b>1'58.397</b>	205,2	13:34'44.974
11	38.713	39.426	24.044	22.450	2'04.633C	205,2	13:36'49.607
12	39.069	35.988	26.397	23.409	2'04.863	<b>210,8</b>	13:38'54.470
13	38.721	35.239	22.467	22.416	1'58.843	210,4	13:40'53.313

**2° 54 B. SOFUOGLU (1'57.852)**

Lap	Seg.1	Seg.2	Seg.3	Seg.4	Lap Time	km/h	Local Time
1		37.021	23.242	22.735			13:12'11.847
2	39.417	35.404	22.477	22.062	1'59.360	200,7	13:14'11.207
3	38.929	35.882	22.451	22.394	1'59.656		13:16'10.863
4	39.108	35.228	23.223	23.384	2'00.943	198,8	13:18'11.806
5	41.369	40.091	31.218	27.564	2'20.242	199,9	13:20'32.048
6	44.335	35.755	23.988	24.526	2'08.604	195,2	13:22'40.652
7	38.671	35.759	22.455	22.131	1'59.016	205,2	13:24'39.668
8	41.079	35.197	22.790	22.506	2'01.572	199,6	13:26'41.240
9	38.460	<b>35.057</b>	<b>22.239</b>	22.735	1'58.491	204,1	13:28'39.731
10	38.950	40.648	25.553	22.364	2'07.515	196,3	13:30'47.246
11	38.340	35.207	22.507	<b>21.798</b>	<b>1'57.852</b>	208,4	13:32'45.098
12	<b>38.305</b>	36.378	25.725	24.656	2'05.064	<b>212,5</b>	13:34'50.162
13	41.287	41.904	24.952	30.930	2'19.073P	207,6	13:37'09.235

**6° 48 T. BRIANTI (1'58.565)**

Lap	Seg.1	Seg.2	Seg.3	Seg.4	Lap Time	km/h	Local Time
1		37.590	23.329	22.697			13:12'34.191
2	39.327	35.373	22.756	22.255	1'59.711	206,4	13:14'33.902
3	39.188	35.087	23.095	22.338	1'59.708	211,6	13:16'33.610
4	38.714	<b>35.022</b>	22.658	<b>22.171</b>	<b>1'58.565</b>	208,4	13:18'32.175
5	<b>38.674</b>	36.318	27.064	22.542	2'04.598	209,6	13:20'36.773
6	39.849	38.376	25.023	32.764	2'16.012P	209,6	13:22'52.785
7	8'36.341	36.318	22.724	22.457	9'57.840P		13:32'50.625
8	38.719	35.221	22.639	22.349	1'58.928C	209,2	13:34'49.553
9	39.009	35.407	<b>22.641</b>	22.726	1'59.783	<b>215,0</b>	13:36'49.336
10	39.181	36.743	29.866	22.602	2'08.392	208,4	13:38'57.728
11	38.728	35.150	22.735	22.617	1'59.230	209,2	13:40'56.958

**3° 11 A. CARRASCO (1'57.941)**

Lap	Seg.1	Seg.2	Seg.3	Seg.4	Lap Time	km/h	Local Time
1		36.100	22.966	22.458			13:12'01.550
2	39.418	34.946	22.501	22.301	1'59.166	203,7	13:14'00.716
3	38.879	34.669	22.369	<b>22.056</b>	1'57.973	202,2	13:15'58.689
4	38.873	34.859	22.410	22.254	1'58.396	202,2	13:17'57.085
5	38.911	<b>34.658</b>	22.157	22.257	1'57.983	202,2	13:19'55.068
6	39.297	35.048	22.139	29.868	2'06.352P	201,4	13:22'01.420
7	8'24.575	35.349	22.470	22.284	9'44.678P		13:31'46.098
8	38.979	34.784	<b>22.102</b>	22.425	1'58.290	201,4	13:33'44.388
9	<b>38.673</b>	34.684	22.330	22.254	<b>1'57.941</b>	204,1	13:35'42.329
10	38.694	34.822	25.784	26.771	2'06.071	205,2	13:37'48.400
11	39.654	36.430	22.527	22.454	2'01.065	<b>206,4</b>	13:39'49.465
12	38.748	34.810	22.383	22.314	1'58.255	203,7	13:41'47.720

**7° 61 Y. OKAYA (1'58.793)**

Lap	Seg.1	Seg.2	Seg.3	Seg.4	Lap Time	km/h	Local Time
1		37.100	23.371	22.419			13:12'30.748
2	40.074	35.734	23.180	22.406	2'01.394	210,8	13:14'32.142
3	39.426	35.119	22.986	<b>22.147</b>	1'59.678	206,0	13:16'31.820
4	39.175	37.328	22.811	22.307	2'01.621	208,4	13:18'33.441
5	39.269	35.703	23.432	22.421	2'00.825	208,4	13:20'34.266
6	39.246	35.663	22.599	22.303	1'59.811	212,1	13:22'34.077
7	39.030	35.132	<b>22.517</b>	22.260	1'58.939	204,8	13:24'33.016
8	42.968	42.245	23.849	34.913	2'23.975P	201,0	13:26'56.991
9	2'22.473	40.305	23.291	22.275	3'48.344P		13:30'45.335
10	38.878	35.496	22.664	22.223	1'59.261	210,4	13:32'44.596
11	39.482	38.818	22.893	22.419	2'03.612	206,0	13:34'48.208
12	38.837	<b>34.953</b>	22.672	22.331	<b>1'58.793</b>	211,2	13:36'47.001
13	38.809	39.941	27.082	22.330	2'08.162	211,6	13:38'55.163
14	<b>38.543</b>	35.409	23.037	22.328	1'59.317	<b>216,3</b>	13:40'54.480

**4° 64 H. DE CANCELLIS (1'58.348)**

Lap	Seg.1	Seg.2	Seg.3	Seg.4	Lap Time	km/h	Local Time
1		40.832	25.761	23.538			13:12'31.512
2	39.768	35.893	22.864	22.176	2'00.701	203,3	13:14'32.213
3	39.536	35.382	22.659	22.254	1'59.831	<b>204,5</b>	13:16'32.044
4	39.148	35.528	22.500	<b>22.013</b>	1'59.189	202,2	13:18'31.233
5	39.228	36.355	24.653	32.873	2'13.109P	203,7	13:20'44.342
6	2'07.308	54.253	31.325	23.267	3'56.153P		13:24'40.495
7	38.740	35.685	22.470	22.412	1'59.307	201,8	13:26'39.802
8	39.032	43.093	22.747	22.722	2'07.594	203,7	13:28'47.396
9	39.132	35.150	22.284	22.189	1'58.755	197,7	13:30'46.151
10	<b>38.560</b>	35.371	22.448	22.093	1'58.472	<b>204,5</b>	13:32'44.623
11	39.913	38.995	24.286	22.973	2'06.167	201,0	13:34'50.790
12	38.648	35.221	<b>22.166</b>	22.403	1'58.438	<b>204,5</b>	13:36'49.228
13	39.004	35.841	29.574	22.529	2'06.948	<b>204,5</b>	13:38'56.176
14	38.624	<b>34.911</b>	22.618	22.195	<b>1'58.348</b>	202,2	13:40'54.524

**8° 87 T. KAWAKAMI (1'58.829)**

Lap	Seg.1	Seg.2	Seg.3	Seg.4	Lap Time	km/h	Local Time
1		40.414	24.614	22.337			13:12'29.443
2	39.900	36.183	23.864	24.103	2'04.050	<b>207,2</b>	13:14'33.493
3	<b>38.977</b>	<b>35.123</b>	22.637	<b>22.092</b>	<b>1'58.829</b>	202,5	13:16'32.322
4	39.047	35.144	22.509	22.257	1'58.957	206,8	13:18'31.279
5	39.628	38.219	23.951	22.559	2'04.357	206,0	13:20'35.636
6	45.607	35.483	22.788	32.383	2'16.261P	201,4	13:22'51.897
7	5'45.870	35.936	22.935	22.717	7'07.458P		13:29'59.355
8	39.499	35.627	22.604	22.607	2'00.337	196,3	13:31'59.692
9	39.339	35.793	30.554	23.049	2'08.735	196,3	13:34'08.427
10	39.120	35.490	<b>22.352</b>	22.536	1'59.498	198,1	13:36'07.925
11	39.877	35.696	22.660	34.380	2'12.613P	199,6	13:38'20.538

07/08/2020

P = Pits In/Out - C = Lap Time Cancelled

These data/results cannot be reproduced, stored and/or transmitted in whole or in part by any manner of electronic, mechanical, photocopying, recording, broadcasting or otherwise now known or herein after developed without the previous express consent by the copyright owner, except for reproduction in daily press and regular printed publications on sale to the public within 60 days of the event related to those data/results and always provided that copyright symbol appears together as follows below.

© DORNA WSBK ORGANIZATION Srl 2020



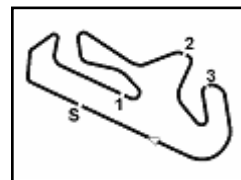
Official Fuel Supplier



Official Tyre Supplier



Official Timekeeper



Portimao 4.592 m

**2 / 4**

### Motul Portuguese Round, 7 - 9 August 2020

#### Chronological Analysis Free Practice 1st Session Gr.B

9° 71 T. EDWARDS (1'58.858)								13° 14 E. DE LA VEGA (1'59.041)							
Lap	Seg.1	Seg.2	Seg.3	Seg.4	Lap Time	km/h	Local Time	Lap	Seg.1	Seg.2	Seg.3	Seg.4	Lap Time	km/h	Local Time
1		36.583	23.013	22.627			13:12'05.731	1		37.109	22.933	22.517			13:12'07.694
2	39.493	35.249	22.720	22.333	1'59.795	203,3	13:14'05.526	2	39.453	35.830	<b>22.377</b>	22.449	2'00.109	198,8	13:14'07.803
3	43.803	39.094	23.673	22.709	2'09.279	195,9	13:16'14.805	3	39.051	35.405	22.764	22.599	1'59.819	200,7	13:16'07.622
4	39.284	35.522	22.919	30.999	2'08.724P	199,6	13:18'23.529	4	44.260	35.603	22.801	22.259	2'04.923	197,0	13:18'12.545
5	10'58.585	37.644	23.832	22.886	12'22.947P		13:30'46.476	5	39.159	35.363	22.432	22.625	1'59.579	201,8	13:20'12.124
6	39.180	35.415	22.534	22.371	1'59.500	<b>206,4</b>	13:32'45.976	6	42.000	44.398	25.166	22.881	2'14.445	195,2	13:22'26.569
7	39.363	35.374	<b>22.489</b>	<b>22.254</b>	1'59.480	197,4	13:34'45.456	7	41.360	38.934	26.947	25.130	2'12.371	192,5	13:24'38.940
8	39.038	35.379	22.670	22.557	1'59.644	202,9	13:36'45.100	8	40.382	37.185	22.488	22.275	2'02.330	191,4	13:26'41.270
9	42.809	36.510	29.522	22.657	2'11.498	199,9	13:38'56.598	9	39.012	35.574	22.525	22.400	1'59.511	201,4	13:28'40.781
10	<b>38.838</b>	<b>35.195</b>	22.531	22.294	<b>1'58.858</b>	204,5	13:40'55.456	10	38.868	35.597	26.438	23.322	2'04.225	199,6	13:30'45.006
								11	<b>38.866</b>	36.322	22.524	<b>22.188</b>	1'59.900	204,8	13:32'44.906
								12	39.095	36.020	23.531	22.508	2'01.154	202,5	13:34'46.060
								13	38.889	<b>35.297</b>	22.474	22.381	<b>1'59.041</b>	202,2	13:36'45.101
								14	42.186	36.933	27.555	22.524	2'09.198	194,9	13:38'54.299
								15	38.960	35.876	22.577	22.413	1'59.826	<b>205,2</b>	13:40'54.125
10° 15 A. COPPOLA (1'58.993)								14° 16 E. VOCINO (1'59.103)							
Lap	Seg.1	Seg.2	Seg.3	Seg.4	Lap Time	km/h	Local Time	Lap	Seg.1	Seg.2	Seg.3	Seg.4	Lap Time	km/h	Local Time
1		44.320	25.661	23.490			13:12'30.069	1		37.873	23.212	23.129			13:12'19.357
2	39.666	35.771	23.471	32.007	2'10.915P	<b>207,6</b>	13:14'40.984	2	40.284	35.984	22.883	23.075	2'02.226	198,8	13:14'21.583
3	1'49.977	36.866	22.750	22.884	3'12.477P		13:17'53.461	3	39.910	35.991	22.596	22.991	2'01.488	197,0	13:16'23.071
4	39.320	35.344	<b>22.367</b>	22.523	1'59.554	199,6	13:19'53.015	4	45.627	37.249	26.372	22.815	2'12.063	195,2	13:18'35.134
5	39.226	35.572	22.423	22.537	1'59.758	203,3	13:21'52.773	5	39.532	35.596	22.980	22.452	2'00.560	196,3	13:20'35.694
6	39.865	35.528	22.485	22.366	2'00.244	200,7	13:23'53.017	6	39.765	36.130	23.809	26.412	2'06.116	202,5	13:22'41.810
7	39.162	35.424	22.616	22.372	1'59.574	201,4	13:25'52.591	7	39.056	<b>35.290</b>	22.744	<b>22.205</b>	1'59.295	205,6	13:24'41.105
8	39.397	35.651	22.677	31.184	2'08.909P	199,2	13:28'01.500	8	39.182	35.379	22.583	22.499	1'59.643	<b>210,4</b>	13:26'40.748
9	4'04.503	38.139	22.615	22.617	5'27.874P		13:33'29.374	9	39.340	35.598	22.845	22.660	2'00.443	200,3	13:28'41.191
10	39.155	35.566	22.796	22.642	2'00.159	201,8	13:35'29.533	10	42.080	36.781	24.097	22.993	2'05.951	201,8	13:30'47.142
11	40.989	35.243	22.509	22.779	2'01.520	202,9	13:37'31.053	11	39.482	36.054	22.896	22.230	2'00.662	209,6	13:32'47.804
12	<b>39.109</b>	<b>34.981</b>	22.564	<b>22.339</b>	<b>1'58.993</b>	204,1	13:39'30.046	12	<b>38.693</b>	35.924	22.608	22.540	1'59.765	206,0	13:34'47.569
13	39.304	35.425	22.657	22.966	2'00.352	202,2	13:41'30.398	13	38.996	35.527	22.758	22.518	1'59.799	202,5	13:36'47.368
								14	39.144	39.144	28.804	22.745	2'09.837	204,8	13:38'57.205
								15	38.896	35.364	<b>22.403</b>	22.440	<b>1'59.103</b>	203,7	13:40'56.308
11° 83 M. KAWAKAMI (1'58.999)								15° 52 O. KÖNIG (1'59.203)							
Lap	Seg.1	Seg.2	Seg.3	Seg.4	Lap Time	km/h	Local Time	Lap	Seg.1	Seg.2	Seg.3	Seg.4	Lap Time	km/h	Local Time
1		36.626	23.394	23.085			13:12'28.879	1		35.958	22.967	22.459			13:12'02.015
2	39.828	35.792	22.947	22.991	2'01.558	195,6	13:14'30.437	2	39.346	35.277	22.587	22.354	1'59.564	<b>207,2</b>	13:14'01.579
3	39.429	35.273	22.720	22.608	2'00.030	194,5	13:16'30.467	3	<b>38.980</b>	35.270	22.549	22.415	1'59.214	204,5	13:16'00.793
4	39.203	<b>34.804</b>	22.880	22.653	1'59.540	194,2	13:18'30.007	4	39.123	35.273	<b>22.524</b>	<b>22.283</b>	<b>1'59.203</b>	202,2	13:17'59.996
5	39.439	40.089	22.919	<b>22.347</b>	2'04.794	194,5	13:20'34.801	5	39.226	<b>35.128</b>	22.682	22.400	1'59.436	201,4	13:19'59.432
6	39.737	36.905	26.498	22.744	2'05.884	202,2	13:22'40.685	6	38.997	35.310	22.866	22.337	1'59.510C	199,6	13:21'58.942
7	38.875	35.722	23.449	22.070	2'00.116C	201,0	13:24'40.801	7	40.270	36.786	23.286	31.489	2'11.831P	201,0	13:24'10.773
8	<b>38.772</b>	35.057	22.592	22.578	<b>1'58.999</b>	<b>210,0</b>	13:26'39.800	8	8'30.701	36.013	26.512	22.953	9'56.179CP		13:34'06.952
9	42.230	35.033	22.662	29.455	2'09.380CP	197,4	13:28'49.180	9	39.019	35.429	22.659	22.640	1'59.747C	201,8	13:36'06.699
10	3'18.799	35.386	22.491	22.824	4'39.500P		13:33'28.680	10	41.768	36.308	22.948	22.784	2'03.808	202,5	13:38'10.507
11	39.142	36.430	23.982	22.445	2'01.999	193,2	13:35'30.679	11	39.210	35.467	23.102	22.678	2'00.457	201,8	13:40'10.964
12	39.313	35.170	<b>22.409</b>	22.982	1'59.874	197,4	13:37'30.553								
13	39.391	34.916	22.557	22.675	1'59.539C	194,9	13:39'30.092								
14	38.984	35.302	22.543	22.763	1'59.592C	200,7	13:41'29.684								
12° 69 T. BOOTH-AMOS (1'59.003)								16° 98 T. BERCOT (1'59.237)							
Lap	Seg.1	Seg.2	Seg.3	Seg.4	Lap Time	km/h	Local Time	Lap	Seg.1	Seg.2	Seg.3	Seg.4	Lap Time	km/h	Local Time
1		37.962	23.213	24.130			13:13'47.389	1		38.112	23.004	22.856			13:12'24.927
2	40.290	36.469	24.419	23.161	2'04.339	196,3	13:15'51.728	2	40.496	36.207	22.691	22.988	2'02.382	195,6	13:14'27.309
3	39.428	36.191	22.393	22.921	2'00.933	199,2	13:17'52.661	3	40.102	35.340	<b>22.438</b>	22.551	2'00.431	197,0	13:16'27.740
4	39.286	35.757	22.277	22.665	1'59.985	197,4	13:19'52.646	4	39.533	36.933	23.567	22.745	2'02.778	197,7	13:18'30.518
5	39.245	35.776	<b>22.229</b>	22.721	1'59.971	197,4	13:21'52.617	5	39.296	35.492	22.622	22.608	2'00.018	199,9	13:20'30.536
6	39.328	35.588	22.319	<b>22.361</b>	1'59.596	198,5	13:23'52.213	6	46.944	35.842	23.757	24.261	2'10.804	196,3	13:22'41.340
7	38.864	<b>35.301</b>	<b>22.229</b>	22.609	<b>1'59.003</b>	200,3	13:25'51.216	7	<b>38.894</b>	35.466	22.873	<b>22.004</b>	<b>1'59.237</b>	199,9	13:24'40.577
8	39.431	36.415	22.700	29.891	2'08.437P	197,7	13:27'59.653	8	39.308	35.315	22.575	22.091	1'59.289	201,8	13:26'39.866
9	5'33.234	35.809	22.945	22.684	6'54.672P		13:34'54.325	9	43.752	36.767	23.817	23.518	2'07.854C	198,1	13:28'47.720
10	38.936	35.578	22.852	22.481	1'59.847	205,2	13:36'54.172	10	39.368	35.275	22.717	22.366	1'59.726	199,9	13:30'47.446
11	38.928	35.647	22.706	22.465	1'59.746C	203,7	13:38'53.918	11	39.450	36.521	22.946	32.774	2'11.691P	<b>202,2</b>	13:32'59.137
12	<b>38.785</b>	35.382	22.455	22.771	1'59.393	<b>207,6</b>	13:40'53.311								

07/08/2020 P = Pits In/Out - C = Lap Time Cancelled

These data/results cannot be reproduced, stored and/or transmitted in whole or in part by any manner of electronic, mechanical, photocopying, recording, broadcasting or otherwise now known or herein after developed without the previous express consent by the copyright owner, except for reproduction in daily press and regular printed publications on sale to the public within 60 days of the event related to those data/results and always provided that copyright symbol appears together as follows below.

© DORNA WSBK ORGANIZATION Srl 2020



Official Fuel Supplier

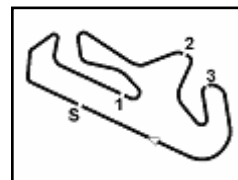


FKR PERGOIA TIMING

Official Tyre Supplier



Official Timekeeper



Portimao 4.592 m

3 / 4

## Motul Portuguese Round, 7 - 9 August 2020

### Chronological Analysis Free Practice 1st Session Gr.B

12	2'23.476	44.034	22.708	22.493	3'52.711CP		13:36'51.848	8	40.912	36.203	26.577	22.907	2'06.599	201,0	13:35'55.510
13	39.189	36.106	24.471	23.251	2'03.017	201,4	13:38'54.865	9	39.343	35.948	23.070	22.849	2'01.210	202,5	13:37'56.720
14	39.209	<b>35.201</b>	23.515	22.331	2'00.256	201,4	13:40'55.121	10	39.315	35.964	23.084	23.013	2'01.376	201,8	13:39'58.096
								11	<b>39.199</b>	35.831	22.974	22.781	2'00.785	201,4	13:41'58.881

17° 79 T. ALONSO (1'59.652)							
Lap	Seg.1	Seg.2	Seg.3	Seg.4	Lap Time	km/h	Local Time
1		38.333	24.556	22.921			13:12'29.080
2	41.930	36.584	23.355	22.404	2'04.273	205,2	13:14'33.353
3	39.987	36.071	22.938	22.254	2'01.250	199,6	13:16'34.603
4	41.425	36.178	22.991	22.509	2'03.103	202,9	13:18'37.706
5	40.043	35.925	22.917	22.245	2'01.130	198,1	13:20'38.832
6	39.629	35.907	22.814	23.586	2'01.936	200,7	13:22'40.776
7	40.776	35.620	22.894	22.196	2'01.486	204,8	13:24'42.258
8	39.284	35.738	22.803	22.277	2'00.102	208,4	13:26'42.360
9	39.861	35.631	<b>22.755</b>	22.449	2'00.696	202,9	13:28'43.056
10	39.531	36.370	24.281	22.216	2'02.398	204,5	13:30'45.454
11	40.121	36.191	23.061	<b>22.068</b>	2'01.441	211,2	13:32'46.895
12	<b>38.816</b>	<b>35.453</b>	22.883	22.500	<b>1'59.652</b>	<b>216,3</b>	13:34'46.547
13	46.718	36.577	23.936	32.873	2'20.104CP	212,1	13:37'06.651
14	2'32.005	36.675	23.364	23.627	3'55.671P		13:41'02.322

21° 23 S. MARKARIAN (2'00.215)							
Lap	Seg.1	Seg.2	Seg.3	Seg.4	Lap Time	km/h	Local Time
1		40.802	24.752	23.409			13:12'28.982
2	40.099	36.092	22.942	22.934	2'02.067	201,8	13:14'31.049
3	39.344	35.504	22.966	22.777	2'00.591	202,5	13:16'31.640
4	39.774	35.530	22.779	22.399	2'00.482	200,7	13:18'32.122
5	39.517	35.632	23.581	23.170	2'01.900	206,0	13:20'34.022
6	40.304	35.720	<b>22.762</b>	22.769	2'01.555	202,5	13:22'35.577
7	43.128	36.566	22.981	<b>22.326</b>	2'05.001	198,1	13:24'40.578
8	39.364	35.586	22.895	22.913	2'00.758	204,8	13:26'41.336
9	39.297	35.659	22.789	22.470	<b>2'00.215</b>	197,7	13:28'41.551
10	<b>39.061</b>	<b>35.436</b>	22.768	22.972	2'00.237	<b>209,6</b>	13:30'41.788
11	44.769	35.937	27.978	35.931	2'24.615P	200,7	13:33'06.403

22° 73 J. PEREZ GONZALEZ (2'00.390)							
Lap	Seg.1	Seg.2	Seg.3	Seg.4	Lap Time	km/h	Local Time
1		37.202	22.956	23.034			13:12'05.063
2	39.604	35.917	22.923	<b>22.283</b>	2'00.727	200,7	13:14'05.790
3	40.468	35.868	23.360	22.475	2'02.171	<b>202,9</b>	13:16'07.961
4	39.726	35.615	22.682	30.589	2'08.612P	200,3	13:18'16.573
5	3'39.963	43.781	26.571	32.268	5'22.583P		13:23'39.156
6	1'14.565	37.227			2'57.642P		13:26'36.798
7	40.888	36.048	22.865	23.203	2'03.004	186,8	13:28'39.802
8	40.002	36.017	23.381	22.731	2'02.131	197,0	13:30'41.933
9	39.876	36.096	22.724	22.697	2'01.393	199,2	13:32'43.326
10	39.986	35.954	<b>22.619</b>	22.671	2'01.230	191,1	13:34'44.556
11	<b>39.458</b>	<b>35.536</b>	22.715	22.681	<b>2'00.390</b>	194,2	13:36'44.946
12	40.112	35.894	22.709	22.792	2'01.507	193,8	13:38'46.453
13	39.685	35.837	22.629	22.649	2'00.800	191,8	13:40'47.253

23° 63 M. HRAVA (2'00.626)							
Lap	Seg.1	Seg.2	Seg.3	Seg.4	Lap Time	km/h	Local Time
1		39.637	24.108	23.749			13:12'16.526
2	41.828	36.848	23.788	22.771	2'05.235	202,9	13:14'21.761
3	40.217	36.484	23.208	22.795	2'02.704	199,6	13:16'24.465
4	41.150	36.664	23.435	23.079	2'04.328	198,1	13:18'28.793
5	40.981	37.621	23.564	22.909	2'05.075	195,2	13:20'33.868
6	41.079	37.080	22.929	23.261	2'04.349	199,9	13:22'38.217
7	40.385	36.199	23.027	22.556	2'02.167	198,5	13:24'40.384
8	40.902	35.772	22.739	<b>22.546</b>	2'01.959	199,6	13:26'42.343
9	<b>39.732</b>	<b>35.451</b>	<b>22.583</b>	22.860	<b>2'00.626</b>	<b>205,6</b>	13:28'42.969
10	39.829	36.651	23.093	22.590	2'02.163	198,8	13:30'45.132
11	41.259	36.831	24.059	34.070	2'16.219P	200,3	13:33'01.351

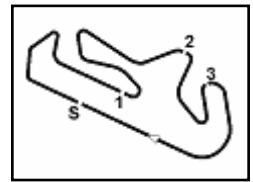
24° 93 A. QUINET (2'01.011)							
Lap	Seg.1	Seg.2	Seg.3	Seg.4	Lap Time	km/h	Local Time
1		37.414	22.954	22.807			13:12'06.579
2	39.832	37.257	22.723	22.652	2'02.464	<b>201,4</b>	13:14'09.043
3	39.976	36.700	22.979	22.680	2'02.335	200,3	13:16'11.378
4	39.776	36.016	22.814	<b>22.576</b>	2'01.182	199,9	13:18'12.560
5	39.620	<b>35.749</b>	22.759	22.883	<b>2'01.011</b>	195,2	13:20'13.571
6	41.104	44.130	24.544	23.236	2'13.014	197,4	13:22'26.585
7	39.854	38.189	30.372	31.461	2'19.876P	197,4	13:24'46.461
8	4'06.721	37.151	23.686	23.169	5'30.727CP		13:30'17.188
9	39.807	36.727	23.166	22.811	2'02.511	197,0	13:32'19.699
10	39.735	36.090	<b>22.570</b>	23.239	2'01.634	198,1	13:34'21.333
11	39.792	36.016	23.375	22.985	2'02.168	197,0	13:36'23.501
12	39.688			23.102	2'25.011	199,2	13:38'48.512

07/08/2020 P = Pits In/Out - C = Lap Time Cancelled

These data/results cannot be reproduced, stored and/or transmitted in whole or in part by any manner of electronic, mechanical, photocopying, recording, broadcasting or otherwise now known or herein after developed without the previous express consent by the copyright owner, except for reproduction in daily press and regular printed publications on sale to the public within 60 days of the event related to those data/results and always provided that copyright symbol appears together as follows below.

© DORNA WSBK ORGANIZATION Srl 2020





Portimao 4.592 m

## Motul Portuguese Round, 7 - 9 August 2020

### Chronological Analysis Free Practice 1st Session Gr.B

4 / 4

25° 68 J. IOVERNO (2'01.571)							
Lap	Seg.1	Seg.2	Seg.3	Seg.4	Lap Time	km/h	Local Time
1		36.550	23.637	22.727			13:12'06.739
2	41.224	36.180	23.207	23.218	2'03.829	204,5	13:14'10.568
3	41.161	36.367	22.880	23.754	2'04.162		13:16'14.730
4	41.093	<b>35.571</b>	23.482	23.015	2'03.161	197,7	13:18'17.891
5	40.739	36.362	23.087	22.997	2'03.185	199,6	13:20'21.076
6	39.824	35.815	<b>22.873</b>	23.059	<b>2'01.571</b>	198,1	13:22'22.647
7	40.538	36.214	25.532	35.963	2'18.247P	196,3	13:24'40.894
8	4'40.771	36.364	23.315	23.514	6'03.964P		13:30'44.858
9	40.048	35.726	23.364	<b>22.692</b>	2'01.830	201,4	13:32'46.688
10	39.745	36.162	23.354	22.853	2'02.114	<b>207,2</b>	13:34'48.802
11	40.156	35.817	23.141	22.755	2'01.869	206,0	13:36'50.671
12	<b>39.553</b>	35.838	23.379	23.309	2'02.079	203,7	13:38'52.750
13	40.232	35.989	23.566	22.766	2'02.553	199,9	13:40'55.303

9	40.372	<b>36.282</b>	23.417	23.337	2'03.408	194,9	13:28'54.069
10	40.348	36.330	23.981	23.193	2'03.852	198,5	13:30'57.921
11	40.946	37.193	24.529	35.640	2'18.308P	197,7	13:33'16.229
12	2'16.020	37.339	23.368	22.992	3'39.719P		13:36'55.948
13	40.887	36.461	23.697	23.652	2'04.697	201,4	13:39'00.645
14	40.374	36.338	<b>23.235</b>	23.238	<b>2'03.185</b>	199,6	13:41'03.830

26° 12 R. DORE (2'01.596)							
Lap	Seg.1	Seg.2	Seg.3	Seg.4	Lap Time	km/h	Local Time
1		37.318	23.112	22.900			13:12'07.785
2	40.538	36.488	23.518	22.807	2'03.351	198,8	13:14'11.136
3	40.392	36.547	23.758	23.035	2'03.732		13:16'14.868
4	40.047	36.222	23.201	22.807	2'02.277	198,1	13:18'17.145
5	40.854	36.854	23.514	22.923	2'04.145	190,1	13:20'21.290
6	40.203	36.614	22.936	22.772	2'02.525	198,8	13:22'23.815
7	40.476	36.608	23.105	22.863	2'03.052	193,5	13:24'26.867
8	40.420	37.303	23.513	31.581	2'12.817P	189,4	13:26'39.684
9	2'39.231	36.780	25.757	23.078	4'04.846CP		13:30'44.530
10	40.956	36.743	23.088	<b>22.458</b>	2'03.245	190,8	13:32'47.775
11	<b>39.327</b>	36.692	22.836	22.909	2'01.764	202,5	13:34'49.539
12	40.136	<b>35.979</b>	<b>22.804</b>	22.677	<b>2'01.596</b>	<b>209,2</b>	13:36'51.135
13	39.675	36.063	23.197	23.462	2'02.397C	200,3	13:38'53.532
14	40.248	36.292	22.930	22.469	2'01.939	194,2	13:40'55.471

27° 94 S. SANCHEZ TAMAYO (2'01.978)							
Lap	Seg.1	Seg.2	Seg.3	Seg.4	Lap Time	km/h	Local Time
1		41.589	26.305	25.872			13:12'24.957
2	42.522	38.748	24.903	24.148	2'10.321	191,4	13:14'35.278
3	41.445	38.278	24.395	23.717	2'07.835	201,0	13:16'43.113
4	41.637	37.394	23.893	23.679	2'06.603	200,7	13:18'49.716
5	41.610	37.987	23.602	23.234	2'06.433	197,4	13:20'56.149
6	40.792	36.991	23.575	23.421	2'04.779	198,1	13:23'00.928
7	41.188	37.212	23.263	23.234	2'04.897	198,1	13:25'05.825
8	40.432	36.887	23.286	23.050	2'03.655	198,1	13:27'09.480
9	40.165	36.350	23.441	23.064	2'03.020	198,5	13:29'12.500
10	41.098	36.607	23.246	<b>22.823</b>	2'03.774	200,3	13:31'16.274
11	40.224	36.310	23.131	22.907	2'02.572	198,8	13:33'18.846
12	42.099	36.774	23.452	23.209	2'05.534	201,0	13:35'24.380
13	40.201	<b>36.100</b>	22.938	22.978	2'02.217	<b>202,2</b>	13:37'26.597
14	<b>40.004</b>	36.150	<b>22.860</b>	22.964	<b>2'01.978</b>	<b>202,2</b>	13:39'28.575
15	42.204	36.117	23.165	22.825	2'04.311	200,7	13:41'32.886

28° 47 M. CERVENKA (2'03.185)							
Lap	Seg.1	Seg.2	Seg.3	Seg.4	Lap Time	km/h	Local Time
1		39.014	24.815	24.354			13:12'16.327
2	41.597	37.249	24.271	23.252	2'06.369	197,0	13:14'22.696
3	40.391	36.766	23.510	23.198	2'03.865	202,2	13:16'26.561
4	40.491	36.816	23.361	23.297	2'03.965	199,9	13:18'30.526
5	41.644	36.924	23.874	<b>22.711</b>	2'05.153	195,6	13:20'35.679
6	40.795	36.746	23.373	22.936	2'03.850	200,7	13:22'39.529
7	<b>39.993</b>	36.498	26.362	23.129	2'05.982	<b>203,7</b>	13:24'45.511
8	41.707	36.720	23.406	23.317	2'05.150	198,1	13:26'50.661

07/08/2020 P = Pits In/Out - C = Lap Time Cancelled

These data/results cannot be reproduced, stored and/or transmitted in whole or in part by any manner of electronic, mechanical, photocopying, recording, broadcasting or otherwise now known or herein after developed without the previous express consent by the copyright owner, except for reproduction in daily press and regular printed publications on sale to the public within 60 days of the event related to those data/results and always provided that copyright symbol appears together as follows below.

© DORNA WSBK ORGANIZATION Srl 2020

