

Motul Portuguese Round, 7 - 9 August 2020

Results Free Practice 2nd Session Gr.B

Portimao 4.592 m

1 / 2

No.	Rider	Nat	Team	Bike	Class	Time	Gap	Rel.	Laps	Speed	
										Avg	Max
1	95 S. DEROUE	NED	MTM Kawasaki MOTOPOINT	Kawasaki Ninja 400	B	1'57.444			12	140,758	211,2
2	11 A. CARRASCO	ESP	Kawasaki Provec WorldSSP300	Kawasaki Ninja 400	B	1'57.453	0.009	0.009	9	140,747	204,5
3	48 T. BRIANTI	ITA	Prodina Ircos Team WorldSSP300	Kawasaki Ninja 400	B	1'57.725	0.281	0.272	12	140,422	217,2
4	87 T. KAWAKAMI	BRA	Yamaha MS Racing	Yamaha YZF-R3	B	1'57.769	0.325	0.044	4	140,370	209,2
5	54 B. SOFUOGLU	TUR	Biblion Motocrossing Yamaha WSSP300	Yamaha YZF-R3	B	1'57.846	0.402	0.077	9	140,278	211,2
6	83 M. KAWAKAMI	BRA	Team Brasil AD 78	Yamaha YZF-R3	B	1'57.989	0.545	0.143	10	140,108	209,2
7	69 T. BOOTH-AMOS	GBR	RT Motorsports by SKM - Kawasaki	Kawasaki Ninja 400	B	1'58.083	0.639	0.094	12	139,996	209,6
8	61 Y. OKAYA	JPN	MTM Kawasaki MOTOPOINT	Kawasaki Ninja 400	B	1'58.085	0.641	0.002	12	139,994	209,6
9	52 O. KÖNIG	CZE	Freudenberg KTM Junior Team	KTM RC 390 R	B	1'58.107	0.663	0.022	11	139,968	211,6
10	14 E. DE LA VEGA	FRA	Machado Came SBK	Yamaha YZF-R3	B	1'58.118	0.674	0.011	13	139,955	213,3
11	80 G. MASTROLUCA	ITA	GP Project	Kawasaki Ninja 400	B	1'58.125	0.681	0.007	14	139,947	212,9
12	23 S. MARKARIAN	FRA	Yamaha MS Racing	Yamaha YZF-R3	B	1'58.138	0.694	0.013	7	139,931	210,0
13	85 K. SABATUCCI	ITA	Kawasaki GP Project	Kawasaki Ninja 400	B	1'58.324	0.880	0.186	10	139,711	210,4
14	64 H. DE CANCELLIS	FRA	Team TRASIMENO	Yamaha YZF-R3	B	1'58.434	0.990	0.110	11	139,582	205,2
15	58 I. IGLESIAS BRAVO	ESP	Scuderia Maranga Racing	Kawasaki Ninja 400	B	1'58.501	1.057	0.067	13	139,503	209,2
16	98 T. BERCOT	FRA	ProGP Racing	Yamaha YZF-R3	B	1'58.533	1.089	0.032	12	139,465	212,1
17	16 E. VOCINO	ITA	Gradaracorse	Kawasaki Ninja 400	B	1'58.687	1.243	0.154	14	139,284	211,6
18	15 A. COPPOLA	ITA	Kawasaki GP Project	Kawasaki Ninja 400	B	1'58.726	1.282	0.039	14	139,238	212,1
19	94 S. SANCHEZ TAMAYO	ESP	ProGP Racing	Yamaha YZF-R3	B	1'59.098	1.654	0.372	14	138,803	204,5
20	73 J. PEREZ GONZALEZ	ESP	Machado Came SBK	Yamaha YZF-R3	B	1'59.250	1.806	0.152	14	138,626	209,2
21	97 M. KAPPLER	GER	Freudenberg KTM WorldSSP Team	KTM RC 390 R	B	1'59.290	1.846	0.040	12	138,580	212,1
22	79 T. ALONSO	POR	Team Tomás Alonso	Kawasaki Ninja 400	B	1'59.364	1.920	0.074	12	138,494	205,6
23	12 R. DORE	FRA	Doré Racing Team	Yamaha YZF-R3	B	1'59.538	2.094	0.174	12	138,292	208,4
24	63 M. HRAVA	CZE	ACCR Czech Talent Team - Willi Race	Kawasaki Ninja 400	B	1'59.630	2.186	0.092	13	138,186	207,2
25	93 A. QUINET	FRA	TGP Racing	Kawasaki Ninja 400	B	1'59.927	2.483	0.297	13	137,844	214,2
26	47 M. CERVENKA	CZE	Smrz Racing - Willi Race	Kawasaki Ninja 400	B	2'02.104	4.660	2.177	14	135,386	202,2
----- Out 107% in this Session -----											
27	71 T. EDWARDS	AUS	Kawasaki ParkinGO Team	Kawasaki Ninja 400	B				2		206,8
28	68 J. IOVERNO	ITA	Scuderia Maranga Racing	Kawasaki Ninja 400	B				0		205,6

Qualifying Lap Time (107% of 1'57.444): 2'05.666

AIR	Humidity:	63%	Temp:	28°C
TRACK	Condition:	Dry	Temp:	45°C

Records	Pole (SP)	2019 M.Gonzalez	1'55.345	143,320	Km/h
	Race (RC)	2019 M.Gonzalez	1'55.810	142,740	Km/h
	All Times (WUP)	2019 S.Deroue	1'55.344	143,320	Km/h

Start 07/08/2020 16:40 End 17:12 The results are provisional until the end of the time limit for protests and appeals and the completion of the technical checks.

These data/results cannot be reproduced, stored and/or transmitted in whole or in part by any manner of electronic, mechanical, photocopying, recording, broadcasting or otherwise now known or herein after developed without the previous express consent by the copyright owner, except for reproduction in daily press and regular printed publications on sale to the public within 60 days of the event related to those data/results and always provided that copyright symbol appears together as follows below.

© DORNA WSBK ORGANIZATION Srl 2020



Official Fuel Supplier

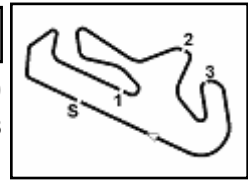


PIRELLI PERUGIA TIMING

Official Tyre Supplier



Official Timekeeper



Motul Portuguese Round, 7 - 9 August 2020

Results Free Practice 2nd Session Gr.B

Session Highlights

Local Time	No. Rider	Description
16.36.29		START DELAYED
16.40.00		Start
16.43.31	48 T. BRIANTI	Current Lap Cancelled - Exceeded Track Limits - Turn 4
16.43.43	68 J. IOVERNO	Crashed - Turn 11
16.44.36	61 Y. OKAYA	Current Lap Cancelled - Exceeded Track Limits - Turn 4
16.44.44	54 B. SOFUOGLU	Crashed - Turn 4
16.45.06	54 B. SOFUOGLU	Re-joined
16.46.00	71 T. EDWARDS	Current Lap Cancelled - Exceeded Track Limits - Turn 2
16.47.06	14 E. DE LA VEGA	On Asphalt - Re-Joined - Turn 5
16.47.06	83 M. KAWAKAMI	On Asphalt - Re-Joined - Turn 5
16.47.12	69 T. BOOTH-AMOS	Current Lap Cancelled - Exceeded Track Limits - Turn 4
16.47.25	71 T. EDWARDS	Current Lap Cancelled - Exceeded Track Limits - Turn 2
16.48.26	95 S. DEROUE	Current Lap Cancelled - Exceeded Track Limits - Turn 2
16.48.52	98 T. BERCOT	Current Lap Cancelled - Exceeded Track Limits - Turn 2
16.50.54	85 K. SABATUCCI	Current Lap Cancelled - Exceeded Track Limits - Turn 2
16.51.08	83 M. KAWAKAMI	Current Lap Cancelled - Exceeded Track Limits - Turn 4
16.52.08	95 S. DEROUE	Current Lap Cancelled - Exceeded Track Limits - Turn 1
16.55.29	69 T. BOOTH-AMOS	Current Lap Cancelled - Exceeded Track Limits - Turn 4
16.59.55	58 I. IGLESIAS BRAVO	Lap Cancelled (2'00.259) - Exceeded Track Limits - Turn 15
17.01.12	58 I. IGLESIAS BRAVO	Current Lap Cancelled - Exceeded Track Limits - Turn 2
17.02.33	69 T. BOOTH-AMOS	Current Lap Cancelled - Exceeded Track Limits - Turn 4
17.03.26	85 K. SABATUCCI	Current Lap Cancelled - Exceeded Track Limits - Turn 4
17.05.20	12 R. DORE	Lap Cancelled (2'13.439) - Exceeded Track Limits - Turn 15
17.05.29	85 K. SABATUCCI	Current Lap Cancelled - Exceeded Track Limits - Turn 1
17.05.39	52 O. KÖNIG	Current Lap Cancelled - Exceeded Track Limits - Turn 1
17.06.05	97 M. KAPPLER	Current Lap Cancelled - Exceeded Track Limits - Turn 1
17.06.57	85 K. SABATUCCI	Crashed - Turn 3
17.07.42	85 K. SABATUCCI	Re-joined
17.08.05	54 B. SOFUOGLU	Current Lap Cancelled - Exceeded Track Limits - Turn 1
17.12.05		End Of Session

Fastest Laps Sequence

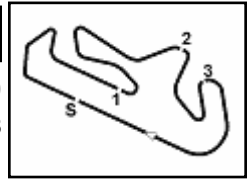
No.	Rider	Nat	Team	Bike	Local Time	Time	Gap	Avg
69	T. BOOTH-AMOS	GBR	RT Motorsports by SKM - Kawasaki	Kawasaki Ninja 400	16:44'00.377	1'58.472		139,537
52	O. KÖNIG	CZE	Freudenberg KTM Junior Team	KTM RC 390 R	16:44'01.236	1'58.107	-0.365	139,968
87	T. KAWAKAMI	BRA	Yamaha MS Racing	Yamaha YZF-R3	16:46'00.776	1'57.769	-0.338	140,370
48	T. BRIANTI	ITA	Prodina Ircos Team WorldSSP300	Kawasaki Ninja 400	16:54'12.267	1'57.725	-0.044	140,422
11	A. CARRASCO	ESP	Kawasaki Provec WorldSSP300	Kawasaki Ninja 400	17:05'51.305	1'57.700	-0.025	140,452
11	A. CARRASCO	ESP	Kawasaki Provec WorldSSP300	Kawasaki Ninja 400	17:07'48.793	1'57.488	-0.212	140,705
11	A. CARRASCO	ESP	Kawasaki Provec WorldSSP300	Kawasaki Ninja 400	17:09'46.246	1'57.453	-0.035	140,747
95	S. DEROUE	NED	MTM Kawasaki MOTOPORT	Kawasaki Ninja 400	17:09'51.617	1'57.444	-0.009	140,758

Start 07/08/2020 16:40 End 17:12 The results are provisional until the end of the time limit for protests and appeals and the completion of the technical checks.

These data/results cannot be reproduced, stored and/or transmitted in whole or in part by any manner of electronic, mechanical, photocopying, recording, broadcasting or otherwise now known or herein after developed without the previous express consent by the copyright owner, except for reproduction in daily press and regular printed publications on sale to the public within 60 days of the event related to those data/results and always provided that copyright symbol appears together as follows below.

© DORNA WSBK ORGANIZATION Srl 2020





Motul Portuguese Round, 7 - 9 August 2020

Free Practices Combined Results Gr.B after FP2

Portimao 4.592 m

No.	Rider	Nat	Team	Bike	Class	FP1	FP2	FP3	Time	Gap	Rel.	Avg	LL
1	95 S. DEROUE	NED	MTM Kawasaki MOTOPOST	Kawasaki Ninja 400	B	1'57.400	1'57.444		1'57.400			140,811	23
2	11 A. CARRASCO	ESP	Kawasaki Provec WorldSSP300	Kawasaki Ninja 400	B	1'57.941	1'57.453		1'57.453	0.053	0.053	140,747	20
3	48 T. BRIANTI	ITA	Prodina Ircos Team WorldSSP300	Kawasaki Ninja 400	B	1'58.565	1'57.725		1'57.725	0.325	0.272	140,422	22
4	87 T. KAWAKAMI	BRA	Yamaha MS Racing	Yamaha YZF-R3	B	1'58.829	1'57.769		1'57.769	0.369	0.044	140,370	14
5	54 B. SOFUOGLU	TUR	Biblion Motoxtracing Yamaha WSSP300	Yamaha YZF-R3	B	1'57.852	1'57.846		1'57.846	0.446	0.077	140,278	21
6	83 M. KAWAKAMI	BRA	Team Brasil AD 78	Yamaha YZF-R3	B	1'58.999	1'57.989		1'57.989	0.589	0.143	140,108	23
7	69 T. BOOTH-AMOS	GBR	RT Motorsports by SKM - Kawasaki	Kawasaki Ninja 400	B	1'59.003	1'58.083		1'58.083	0.683	0.094	139,996	23
8	61 Y. OKAYA	JPN	MTM Kawasaki MOTOPOST	Kawasaki Ninja 400	B	1'58.793	1'58.085		1'58.085	0.685	0.002	139,994	25
9	52 O. KÖNIG	CZE	Freudenberg KTM Junior Team	KTM RC 390 R	B	1'59.203	1'58.107		1'58.107	0.707	0.022	139,968	21
10	14 E. DE LA VEGA	FRA	Machado Came SBK	Yamaha YZF-R3	B	1'59.041	1'58.118		1'58.118	0.718	0.011	139,955	27
11	80 G. MASTROLUCA	ITA	GP Project	Kawasaki Ninja 400	B	1'59.686	1'58.125		1'58.125	0.725	0.007	139,947	26
12	23 S. MARKARIAN	FRA	Yamaha MS Racing	Yamaha YZF-R3	B	2'00.215	1'58.138		1'58.138	0.738	0.013	139,931	17
13	85 K. SABATUCCI	ITA	Kawasaki GP Project	Kawasaki Ninja 400	B	1'58.397	1'58.324		1'58.324	0.924	0.186	139,711	22
14	64 H. DE CANCELLIS	FRA	Team TRASIMENO	Yamaha YZF-R3	B	1'58.348	1'58.434		1'58.348	0.948	0.024	139,683	24
15	58 I. IGLESIAS BRAVO	ESP	Scuderia Maranga Racing	Kawasaki Ninja 400	B	1'59.733	1'58.501		1'58.501	1.101	0.153	139,503	26
16	98 T. BERCOT	FRA	ProGP Racing	Yamaha YZF-R3	B	1'59.237	1'58.533		1'58.533	1.133	0.032	139,465	25
17	16 E. VOCINO	ITA	Gradaracorse	Kawasaki Ninja 400	B	1'59.103	1'58.687		1'58.687	1.287	0.154	139,284	28
18	15 A. COPPOLA	ITA	Kawasaki GP Project	Kawasaki Ninja 400	B	1'58.993	1'58.726		1'58.726	1.326	0.039	139,238	26
19	71 T. EDWARDS	AUS	Kawasaki ParkinGO Team	Kawasaki Ninja 400	B	1'58.858			1'58.858	1.458	0.132	139,084	11
20	94 S. SANCHEZ TAMAYO	ESP	ProGP Racing	Yamaha YZF-R3	B	2'01.978	1'59.098		1'59.098	1.698	0.240	138,803	28
21	73 J. PEREZ GONZALEZ	ESP	Machado Came SBK	Yamaha YZF-R3	B	2'00.390	1'59.250		1'59.250	1.850	0.152	138,626	26
22	97 M. KAPPLER	GER	Freudenberg KTM WorldSSP Team	KTM RC 390 R	B	1'59.940	1'59.290		1'59.290	1.890	0.040	138,580	22
23	79 T. ALONSO	POR	Team Tomás Alonso	Kawasaki Ninja 400	B	1'59.652	1'59.364		1'59.364	1.964	0.074	138,494	25
24	12 R. DORE	FRA	Doré Racing Team	Yamaha YZF-R3	B	2'01.596	1'59.538		1'59.538	2.138	0.174	138,292	25
25	63 M. HRAVA	CZE	ACCR Czech Talent Team - Willi Race	Kawasaki Ninja 400	B	2'00.626	1'59.630		1'59.630	2.230	0.092	138,186	23
26	93 A. QUINET	FRA	TGP Racing	Kawasaki Ninja 400	B	2'01.011	1'59.927		1'59.927	2.527	0.297	137,844	25
27	68 J. IOVERNO	ITA	Scuderia Maranga Racing	Kawasaki Ninja 400	B	2'01.571			2'01.571	4.171	1.644	135,980	12
28	47 M. CERVENKA	CZE	Smrz Racing - Willi Race	Kawasaki Ninja 400	B	2'03.185	2'02.104		2'02.104	4.704	0.533	135,386	27

Top 3 Average Time: 1'57.526

07/08/2020

These data/results cannot be reproduced, stored and/or transmitted in whole or in part by any manner of electronic, mechanical, photocopying, recording, broadcasting or otherwise now known or herein after developed without the previous express consent by the copyright owner, except for reproduction in daily press and regular printed publications on sale to the public within 60 days of the event related to those data/results and always provided that copyright symbol appears together as follows below.

© DORNA WSBK ORGANIZATION Srl 2020



Official Fuel Supplier

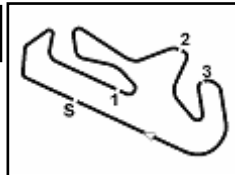


PIRELLI

Official Tyre Supplier



Official Timekeeper



Motul Portuguese Round, 7 - 9 August 2020

Best Sectors & Speed Free Practice 2nd Session Gr.B

Portimao 4.592 m

BEST LAP		
1	95 S. DEROUE	Kawasaki Ninja 400 1'57.444
2	11 A. CARRASCO	Kawasaki Ninja 400 1'57.453
3	48 T. BRIANTI	Kawasaki Ninja 400 1'57.725
4	87 T. KAWAKAMI	Yamaha YZF-R3 1'57.769
5	54 B. SOFUOGLU	Yamaha YZF-R3 1'57.846
6	83 M. KAWAKAMI	Yamaha YZF-R3 1'57.989
7	69 T. BOOTH-AMOS	Kawasaki Ninja 400 1'58.083
8	61 Y. OKAYA	Kawasaki Ninja 400 1'58.085
9	52 O. KÖNIG	KTM RC 390 R 1'58.107
10	14 E. DE LA VEGA	Yamaha YZF-R3 1'58.118
11	80 G. MASTROLUCA	Kawasaki Ninja 400 1'58.125
12	23 S. MARKARIAN	Yamaha YZF-R3 1'58.138
13	85 K. SABATUCCI	Kawasaki Ninja 400 1'58.324
14	64 H. DE CANCELLIS	Yamaha YZF-R3 1'58.434
15	58 I. IGLESIAS BRAVO	Kawasaki Ninja 400 1'58.501
16	98 T. BERCOT	Yamaha YZF-R3 1'58.533
17	16 E. VOCINO	Kawasaki Ninja 400 1'58.687
18	15 A. COPPOLA	Kawasaki Ninja 400 1'58.726
19	94 S. SANCHEZ TAMAYO	Yamaha YZF-R3 1'59.098
20	73 J. PEREZ GONZALEZ	Yamaha YZF-R3 1'59.250
21	97 M. KAPPLER	KTM RC 390 R 1'59.290
22	79 T. ALONSO	Kawasaki Ninja 400 1'59.364
23	12 R. DORE	Yamaha YZF-R3 1'59.538
24	63 M. HRAVA	Kawasaki Ninja 400 1'59.630
25	93 A. QUINET	Kawasaki Ninja 400 1'59.927
26	47 M. CERVENKA	Kawasaki Ninja 400 2'02.104
27	68 J. IOVERNO	Kawasaki Ninja 400
28	71 T. EDWARDS	Kawasaki Ninja 400

SPEED		
1	48 T. BRIANTI	Kawasaki Ninja 400 217,2
2	93 A. QUINET	Kawasaki Ninja 400 214,2
3	14 E. DE LA VEGA	Yamaha YZF-R3 213,3
4	80 G. MASTROLUCA	Kawasaki Ninja 400 212,9
5	97 M. KAPPLER	KTM RC 390 R 212,1
6	98 T. BERCOT	Yamaha YZF-R3 212,1
7	15 A. COPPOLA	Kawasaki Ninja 400 212,1
8	52 O. KÖNIG	KTM RC 390 R 211,6
9	16 E. VOCINO	Kawasaki Ninja 400 211,6
10	54 B. SOFUOGLU	Yamaha YZF-R3 211,2
11	95 S. DEROUE	Kawasaki Ninja 400 211,2
12	85 K. SABATUCCI	Kawasaki Ninja 400 210,4
13	23 S. MARKARIAN	Yamaha YZF-R3 210,0
14	61 Y. OKAYA	Kawasaki Ninja 400 209,6
15	69 T. BOOTH-AMOS	Kawasaki Ninja 400 209,6
16	87 T. KAWAKAMI	Yamaha YZF-R3 209,2
17	73 J. PEREZ GONZALEZ	Yamaha YZF-R3 209,2
18	58 I. IGLESIAS BRAVO	Kawasaki Ninja 400 209,2
19	83 M. KAWAKAMI	Yamaha YZF-R3 209,2
20	12 R. DORE	Yamaha YZF-R3 208,4
21	63 M. HRAVA	Kawasaki Ninja 400 207,2
22	71 T. EDWARDS	Kawasaki Ninja 400 206,8
23	68 J. IOVERNO	Kawasaki Ninja 400 205,6
24	79 T. ALONSO	Kawasaki Ninja 400 205,6
25	64 H. DE CANCELLIS	Yamaha YZF-R3 205,2
26	94 S. SANCHEZ TAMAYO	Yamaha YZF-R3 204,5
27	11 A. CARRASCO	Kawasaki Ninja 400 204,5
28	47 M. CERVENKA	Kawasaki Ninja 400 202,2

SEG. 1		SEG. 2		SEG. 3		SEG. 4	
1	95 S. DEROUE 38.225	1	95 S. DEROUE 34.582	1	95 S. DEROUE 21.985	1	23 S. MARKARIAN 21.960
2	83 M. KAWAKAMI 38.228	2	11 A. CARRASCO 34.618	2	54 B. SOFUOGLU 22.110	2	54 B. SOFUOGLU 21.971
3	48 T. BRIANTI 38.234	3	48 T. BRIANTI 34.724	3	11 A. CARRASCO 22.144	3	98 T. BERCOT 21.980
4	85 K. SABATUCCI 38.284	4	83 M. KAWAKAMI 34.767	4	69 T. BOOTH-AMOS 22.168	4	14 E. DE LA VEGA 22.015
5	98 T. BERCOT 38.337	5	87 T. KAWAKAMI 34.794	5	83 M. KAWAKAMI 22.181	5	15 A. COPPOLA 22.060
6	97 M. KAPPLER 38.414	6	61 Y. OKAYA 34.855	6	87 T. KAWAKAMI 22.182	6	11 A. CARRASCO 22.071
7	69 T. BOOTH-AMOS 38.424	7	52 O. KÖNIG 34.865	7	14 E. DE LA VEGA 22.224	7	97 M. KAPPLER 22.073
8	87 T. KAWAKAMI 38.425	8	85 K. SABATUCCI 34.881	8	64 H. DE CANCELLIS 22.237	8	61 Y. OKAYA 22.081
9	58 I. IGLESIAS BRAVO 38.440	9	23 S. MARKARIAN 34.908	9	61 Y. OKAYA 22.250	9	69 T. BOOTH-AMOS 22.083
10	80 G. MASTROLUCA 38.450	10	15 A. COPPOLA 34.941	10	58 I. IGLESIAS BRAVO 22.315	10	80 G. MASTROLUCA 22.089
11	11 A. CARRASCO 38.458	11	54 B. SOFUOGLU 34.956	11	16 E. VOCINO 22.320	11	87 T. KAWAKAMI 22.098
12	52 O. KÖNIG 38.469	12	14 E. DE LA VEGA 34.995	12	52 O. KÖNIG 22.339	12	52 O. KÖNIG 22.116
13	14 E. DE LA VEGA 38.499	13	68 J. IOVERNO 35.033	13	73 J. PEREZ GONZALEZ 22.355	13	48 T. BRIANTI 22.120
14	23 S. MARKARIAN 38.576	14	64 H. DE CANCELLIS 35.035	14	85 K. SABATUCCI 22.367	14	64 H. DE CANCELLIS 22.158
15	54 B. SOFUOGLU 38.577	15	58 I. IGLESIAS BRAVO 35.054	15	98 T. BERCOT 22.375	15	83 M. KAWAKAMI 22.176
16	61 Y. OKAYA 38.626	16	80 G. MASTROLUCA 35.078	16	48 T. BRIANTI 22.414	16	16 E. VOCINO 22.178
17	15 A. COPPOLA 38.635	17	69 T. BOOTH-AMOS 35.107	17	97 M. KAPPLER 22.419	17	58 I. IGLESIAS BRAVO 22.184
18	16 E. VOCINO 38.688	18	16 E. VOCINO 35.122	18	94 S. SANCHEZ TAMAYO 22.421	18	73 J. PEREZ GONZALEZ 22.187
19	64 H. DE CANCELLIS 38.749	19	98 T. BERCOT 35.132	19	80 G. MASTROLUCA 22.448	19	63 M. HRAVA 22.191
20	93 A. QUINET 38.819	20	94 S. SANCHEZ TAMAYO 35.165	20	23 S. MARKARIAN 22.458	20	71 T. EDWARDS 22.199
21	94 S. SANCHEZ TAMAYO 38.875	21	97 M. KAPPLER 35.287	21	15 A. COPPOLA 22.468	21	93 A. QUINET 22.206
22	12 R. DORE 38.959	22	63 M. HRAVA 35.292	22	63 M. HRAVA 22.476	22	79 T. ALONSO 22.207
23	63 M. HRAVA 39.054	23	73 J. PEREZ GONZALEZ 35.297	23	93 A. QUINET 22.542	23	85 K. SABATUCCI 22.225
24	73 J. PEREZ GONZALEZ 39.068	24	79 T. ALONSO 35.414	24	12 R. DORE 22.545	24	94 S. SANCHEZ TAMAYO 22.256
25	79 T. ALONSO 39.118	25	12 R. DORE 35.427	25	79 T. ALONSO 22.558	25	95 S. DEROUE 22.282
26	68 J. IOVERNO 39.469	26	93 A. QUINET 35.473	26	47 M. CERVENKA 22.876	26	12 R. DORE 22.369
27	47 M. CERVENKA 39.715	27	71 T. EDWARDS 35.695	27	71 T. EDWARDS 23.158	27	68 J. IOVERNO 22.441
28	71 T. EDWARDS 42.709	28	47 M. CERVENKA 35.793	28	68 J. IOVERNO 23.463	28	47 M. CERVENKA 22.812

07/08/2020

These data/results cannot be reproduced, stored and/or transmitted in whole or in part by any manner of electronic, mechanical, photocopying, recording, broadcasting or otherwise now known or herein after developed without the previous express consent by the copyright owner, except for reproduction in daily press and regular printed publications on sale to the public within 60 days of the event related to those data/results and always provided that copyright symbol appears together as follows below.

© DORNA WSBK ORGANIZATION Srl 2020



Official Fuel Supplier

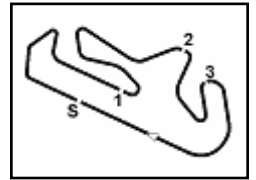


FICR PERUGIA TIMING

Official Tyre Supplier



Official Timekeeper



Portimao 4.592 m

Motul Portuguese Round, 7 - 9 August 2020

Ideal Times Free Practice 2nd Session Gr.B

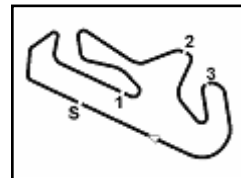
No.	Rider	Nat	Bike	Seg. 1	Seg. 2	Seg. 3	Seg. 4	Ideal Time		
				Diff. 1	Diff. 2	Diff. 3	Diff. 4	Best Lap	Pos.	Diff.
1	95 S. DEROUE	NED	Kawasaki Ninja 400	38.225	34.582 +0.239	21.985 +0.072	22.282 +0.059	1'57.074 1'57.444	1	0.370
2	11 A. CARRASCO	ESP	Kawasaki Ninja 400	38.458	34.618 +0.055	22.144 +0.035	22.071 +0.072	1'57.291 1'57.453	2	0.162
3	83 M. KAWAKAMI	BRA	Yamaha YZF-R3	38.228	34.767 +0.553	22.181	22.176 +0.084	1'57.352 1'57.989	6	0.637
4	48 T. BRIANTI	ITA	Kawasaki Ninja 400	38.234 +0.222	34.724	22.414 +0.011	22.120	1'57.492 1'57.725	3	0.233
5	87 T. KAWAKAMI	BRA	Yamaha YZF-R3	38.425	34.794	22.182	22.098 +0.270	1'57.499 1'57.769	4	0.270
6	54 B. SOFUOGLU	TUR	Yamaha YZF-R3	38.577 +0.066	34.956	22.110	21.971 +0.166	1'57.614 1'57.846	5	0.232
7	14 E. DE LA VEGA	FRA	Yamaha YZF-R3	38.499	34.995 +0.017	22.224 +0.341	22.015 +0.027	1'57.733 1'58.118	10	0.385
8	85 K. SABATUCCI	ITA	Kawasaki Ninja 400	38.284 +0.068	34.881 +0.244	22.367 +0.194	22.225 +0.061	1'57.757 1'58.324	13	0.567
9	69 T. BOOTH-AMOS	GBR	Kawasaki Ninja 400	38.424 +0.121	35.107 +0.074	22.168	22.083 +0.106	1'57.782 1'58.083	7	0.301
10	52 O. KÖNIG	CZE	KTM RC 390 R	38.469 +0.318	34.865	22.339	22.116	1'57.789 1'58.107	9	0.318
11	61 Y. OKAYA	JPN	Kawasaki Ninja 400	38.626 +0.074	34.855	22.250	22.081 +0.199	1'57.812 1'58.085	8	0.273
12	98 T. BERCOT	FRA	Yamaha YZF-R3	38.337 +0.297	35.132	22.375	21.980 +0.412	1'57.824 1'58.533	16	0.709
13	23 S. MARKARIAN	FRA	Yamaha YZF-R3	38.576	34.908 +0.012	22.458	21.960 +0.224	1'57.902 1'58.138	12	0.236
14	58 I. IGLESIAS BRAVO	ESP	Kawasaki Ninja 400	38.440	35.054	22.315 +0.428	22.184 +0.080	1'57.993 1'58.501	15	0.508
15	80 G. MASTROLUCA	ITA	Kawasaki Ninja 400	38.450	35.078	22.448	22.089 +0.060	1'58.065 1'58.125	11	0.060
16	15 A. COPPOLA	ITA	Kawasaki Ninja 400	38.635 +0.055	34.941 +0.212	22.468 +0.101	22.060 +0.254	1'58.104 1'58.726	18	0.622
17	64 H. DE CANCELLIS	FRA	Yamaha YZF-R3	38.749 +0.110	35.035 +0.101	22.237	22.158 +0.044	1'58.179 1'58.434	14	0.255
18	97 M. KAPPLER	GER	KTM RC 390 R	38.414 +0.749	35.287 +0.080	22.419 +0.268	22.073	1'58.193 1'59.290	21	1.097
19	16 E. VOCINO	ITA	Kawasaki Ninja 400	38.688	35.122 +0.109	22.320 +0.270	22.178	1'58.308 1'58.687	17	0.379
20	94 S. SANCHEZ TAMAYO	ESP	Yamaha YZF-R3	38.875 +0.011	35.165	22.421 +0.162	22.256 +0.208	1'58.717 1'59.098	19	0.381
21	73 J. PEREZ GONZALEZ	ESP	Yamaha YZF-R3	39.068	35.297 +0.030	22.355 +0.058	22.187 +0.255	1'58.907 1'59.250	20	0.343
22	63 M. HRAVA	CZE	Kawasaki Ninja 400	39.054 +0.362	35.292	22.476 +0.065	22.191 +0.190	1'59.013 1'59.630	24	0.617
23	93 A. QUINET	FRA	Kawasaki Ninja 400	38.819 +0.117	35.473 +0.213	22.542 +0.497	22.206 +0.060	1'59.040 1'59.927	25	0.887
24	79 T. ALONSO	POR	Kawasaki Ninja 400	39.118	35.414	22.558 +0.067	22.207	1'59.297 1'59.364	22	0.067
25	12 R. DORE	FRA	Yamaha YZF-R3	38.959 +0.177	35.427 +0.033	22.545	22.369 +0.028	1'59.300 1'59.538	23	0.238
26	47 M. CERVENKA	CZE	Kawasaki Ninja 400	39.715 +0.598	35.793 +0.310	22.876	22.812	2'01.196 2'02.104	26	0.908
68	J. IOVERNO	ITA	Kawasaki Ninja 400	One or more sectors missing						
71	T. EDWARDS	AUS	Kawasaki Ninja 400	One or more sectors missing						
Overall Ideal Time				38.225	34.582	21.985	21.960	1'56.752		

07/08/2020

These data/results cannot be reproduced, stored and/or transmitted in whole or in part by any manner of electronic, mechanical, photocopying, recording, broadcasting or otherwise now known or herein after developed without the previous express consent by the copyright owner, except for reproduction in daily press and regular printed publications on sale to the public within 60 days of the event related to those data/results and always provided that copyright symbol appears together as follows below.

© DORNA WSBK ORGANIZATION Srl 2020





Portimao 4.592 m

Motul Portuguese Round, 7 - 9 August 2020

Chronological Analysis Free Practice 2nd Session Gr.B

1 / 4

1° 95 S. DEROUÉ (1'57.444)							
Lap	Seg.1	Seg.2	Seg.3	Seg.4	Lap Time	km/h	Local Time
1		1'00.272	29.686	22.527			16:43'33.837
2	39.248	35.182	22.600	22.413	1'59.443	204,1	16:45'33.280
3	38.698	34.923	22.184	22.437	1'58.242	209,2	16:47'31.522
4	44.320	38.453	22.489	22.412	2'07.674C	204,1	16:49'39.196
5	38.522	34.789	22.227	22.282	1'57.820	204,5	16:51'37.016
6	47.126	38.825	24.256	22.331	2'12.538C	203,3	16:53'49.554
7	38.538	34.936	22.183	22.348	1'58.005	204,1	16:55'47.559
8	38.791	35.111	22.289	22.577	1'58.768	204,8	16:57'46.327
9	38.599	34.724	21.985	22.429	1'57.737	203,3	16:59'44.064
10	38.388	34.663	22.340	28.300	2'03.691P	204,1	17:01'47.755
11	4'45.309	35.477	22.429	23.203	6'06.418P		17:07'54.173
12	38.225	34.821	22.057	22.341	1'57.444	211,2	17:09'51.617
13	38.386	34.582	22.331	22.348	1'57.647	206,4	17:11'49.264

2° 11 A. CARRASCO (1'57.453)							
Lap	Seg.1	Seg.2	Seg.3	Seg.4	Lap Time	km/h	Local Time
1		36.135	22.467	22.310			16:42'01.595
2	38.976	34.874	22.231	28.372	2'04.453P	202,2	16:44'06.048
3	7'20.530	35.065	22.351	22.123	8'40.069P		16:52'46.117
4	38.710	34.618	22.257	22.177	1'57.762	202,5	16:54'43.879
5	38.541	34.805	23.858	28.266	2'05.470P	204,1	16:56'49.349
6	5'43.644	35.968	22.486	22.158	7'04.256P		17:03'53.605
7	38.679	34.651	22.144	22.226	1'57.700	202,9	17:05'51.305
8	38.477	34.651	22.289	22.071	1'57.488	204,5	17:07'48.793
9	38.458	34.673	22.179	22.143	1'57.453	204,5	17:09'46.246
10	38.559	34.651	22.194	22.299	1'57.703	204,1	17:11'43.949

3° 48 T. BRIANTI (1'57.725)							
Lap	Seg.1	Seg.2	Seg.3	Seg.4	Lap Time	km/h	Local Time
1		36.051	22.755	22.377			16:42'11.749
2	38.994	35.249	22.551	22.256	1'59.050C	204,8	16:44'10.799
3	38.352	34.865	22.460	22.461	1'58.138	210,0	16:46'08.937
4	38.234	35.271	22.817	22.699	1'59.021	208,4	16:48'07.958
5	38.422	35.269	28.918	22.518	2'05.127	212,1	16:50'13.085
6	38.579	35.074	25.245	22.559	2'01.457	206,8	16:52'14.542
7	38.456	34.724	22.425	22.120	1'57.725	208,4	16:54'12.267
8	39.763	35.600	24.214	23.763	2'03.340	217,2	16:56'15.607
9	38.769	45.070	23.411	30.988	2'18.238P	202,2	16:58'33.845
10	4'31.668	35.476	22.656	22.649	5'52.449P		17:04'26.294
11	38.774	35.000	22.414	22.585	1'58.773	206,8	17:06'25.067
12	38.402	35.376	26.927	22.640	2'03.345	208,8	17:08'28.412
13	38.636	35.135	22.487	22.623	1'58.881	209,2	17:10'27.293

4° 87 T. KAWAKAMI (1'57.769)							
Lap	Seg.1	Seg.2	Seg.3	Seg.4	Lap Time	km/h	Local Time
1		36.180	23.065	22.202			16:42'03.298
2	39.091	35.548	22.972	22.098	1'59.709	206,8	16:44'03.007
3	38.425	34.794	22.182	22.368	1'57.769	207,2	16:46'00.776
4	46.249	38.486	22.666	22.408	2'09.809	197,0	16:48'10.585
5	41.644	35.241	22.496	34.740	2'14.121P	209,2	16:50'24.706

5° 54 B. SOFUOGLU (1'57.846)							
Lap	Seg.1	Seg.2	Seg.3	Seg.4	Lap Time	km/h	Local Time
1		35.955	22.624	22.190			16:42'08.684
2	38.688	35.705	22.174	21.971	1'58.538	209,6	16:44'07.222
3	1'07.247	39.087	24.157	29.151	2'39.642P	211,2	16:46'46.864
4	10'01.325	38.705	23.524	22.271	11'25.825P		16:58'12.689
5	38.611	35.689	25.315	22.321	2'01.936	202,2	17:00'14.625
6	40.995	35.567	28.837	22.726	2'08.125	199,9	17:02'22.750
7	38.852	35.274	22.330	22.367	1'58.823	201,4	17:04'21.573

6° 83 M. KAWAKAMI (1'57.989)							
Lap	Seg.1	Seg.2	Seg.3	Seg.4	Lap Time	km/h	Local Time
1		36.259	22.960	22.502			16:42'03.769
2	38.836	35.552	22.395	22.290	1'59.073	204,5	16:44'02.842
3	38.767	34.857	22.575	22.176	1'58.375	201,0	16:46'01.217
4	40.511	42.198	22.386	22.312	2'07.407	203,7	16:48'08.624
5	38.590	35.020	22.708	22.376	1'58.694	205,6	16:50'07.318
6	38.898	34.948	22.420	22.319	1'58.585C	205,2	16:52'05.903
7	38.919	34.767	22.195	22.527	1'58.408	194,2	16:54'04.311
8	38.797	35.957	22.396	30.069	2'07.219P	194,9	16:56'11.530
9	8'46.546	36.347	28.584	22.289	10'13.766P		17:06'25.296
10	38.380	35.352	25.661	22.236	2'01.629	206,0	17:08'26.925
11	38.228	35.320	22.181	22.260	1'57.989	209,2	17:10'24.914

7° 69 T. BOOTH-AMOS (1'58.083)							
Lap	Seg.1	Seg.2	Seg.3	Seg.4	Lap Time	km/h	Local Time
1		36.700	22.585	22.264			16:42'01.905
2	38.782	35.227	22.380	22.083	1'58.472	206,0	16:44'00.377
3	39.066	35.459	22.575	22.066	2'04.066	199,9	16:46'04.443
4	38.424	35.951	23.043	24.437	2'01.855C	209,6	16:48'06.298
5	38.675	35.488	22.479	22.256	1'58.898	207,2	16:50'05.196
6	39.067	35.182	22.513	22.422	1'59.184	200,3	16:52'04.380
7	38.684	35.128	22.212	22.237	1'58.261	200,7	16:54'02.641
8	38.751	35.107	22.239	28.686	2'04.783CP	201,4	16:56'07.424
9	5'40.746	35.706	22.620	22.365	7'01.437CP		17:03'08.861
10	39.001	35.490	22.763	22.274	1'59.528	199,6	17:05'08.389
11	38.680	36.019	22.474	22.490	1'59.663	201,8	17:07'08.052
12	38.782	35.146	22.275	22.300	1'58.503	201,4	17:09'06.555
13	38.545	35.181	22.168	22.189	1'58.083	202,2	17:11'04.638

8° 61 Y. OKAYA (1'58.085)							
Lap	Seg.1	Seg.2	Seg.3	Seg.4	Lap Time	km/h	Local Time
1		1'02.882	27.647	25.243			16:43'27.245
2	39.847	35.467	27.408	22.735	2'05.457C	198,8	16:45'32.702
3	39.521	35.117	22.605	22.081	1'59.324	202,5	16:47'32.026
4	38.738	35.152	22.505	22.305	1'58.700	209,6	16:49'30.726
5	40.533	36.350	27.507	22.264	2'06.654	201,0	16:51'37.380
6	40.631	35.892	23.592	31.929	2'12.044P	206,8	16:53'49.424
7	3'13.030	36.405	22.922	22.352	4'34.709P		16:58'24.133
8	38.947	35.030	22.500	22.254	1'58.731	203,3	17:00'22.864
9	38.768	34.920	22.461	22.165	1'58.314	205,6	17:02'21.178
10	39.165	35.189	22.479	22.187	1'59.020	207,2	17:04'20.198
11	38.700	34.855	22.250	22.280	1'58.085	203,7	17:06'18.283
12	38.685	40.112	22.680	22.195	2'03.672	204,5	17:08'21.955
13	38.626	35.074	22.296	22.308	1'58.304	206,0	17:10'20.259

9° 52 O. KÖNIG (1'58.107)							
Lap	Seg.1	Seg.2	Seg.3	Seg.4	Lap Time	km/h	Local Time
1		36.495	23.173	22.123			16:42'03.129
2	38.787	34.865	22.339	22.116	1'58.107	211,6	16:44'01.236
3	38.469	35.070	22.509	22.120	1'58.168	209,6	16:45'59.404
4	48.128	36.163	26.087	30.689	2'21.067P	202,2	16:48'20.471
5	6'17.983	38.680	23.256	22.359	7'42.278P		16:56'02.749
6	40.763	44.061	23.766	22.320	2'10.910	198,8	16:58'13.659
7	38.542	35.229	25.371	22.738	2'01.880	204,8	17:00'15.539
8	38.639	35.475	29.856	22.436	2'06.406	204,8	17:02'21.945
9	38.904	35.772	22.946	22.379	2'00.001	204,5	17:04'21.946
10	43.672	35.424	22.635	22.193	2'03.924C	209,6	17:06'25.870

07/08/2020 P = Pits In/Out - C = Lap Time Cancelled

These data/results cannot be reproduced, stored and/or transmitted in whole or in part by any manner of electronic, mechanical, photocopying, recording, broadcasting or otherwise now known or herein after developed without the previous express consent by the copyright owner, except for reproduction in daily press and regular printed publications on sale to the public within 60 days of the event related to those data/results and always provided that copyright symbol appears together as follows below.

© DORNA WSBK ORGANIZATION Srl 2020



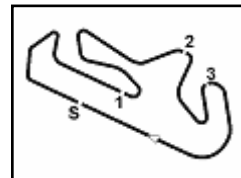
Official Fuel Supplier



Official Tyre Supplier



Official Timekeeper



Portimao 4.592 m

Motul Portuguese Round, 7 - 9 August 2020

Chronological Analysis Free Practice 2nd Session Gr.B

11	38.738	35.134	23.138	22.564	1'59.574	209,2	17:08'25.444
12	38.535	35.610	22.436	22.444	1'59.025	208,8	17:10'24.469

10° 14 E. DE LA VEGA (1'58.118)								14° 64 H. DE CANCELLIS (1'58.434)							
Lap	Seg.1	Seg.2	Seg.3	Seg.4	Lap Time	km/h	Local Time	Lap	Seg.1	Seg.2	Seg.3	Seg.4	Lap Time	km/h	Local Time
1		36.337	22.625	22.318			16:42'06.112	1		57.539	29.405	23.689			16:43'27.152
2	38.499	35.012	22.565	22.042	1'58.118	211,6	16:44'04.230	2	39.976	41.850	22.337	22.158	2'06.321	193,2	16:45'33.473
3	38.550	35.429	22.345	22.156	1'58.480	213,3	16:46'02.710	3	38.859	35.136	22.237	22.202	1'58.434	204,8	16:47'31.907
4	39.002	43.111	22.806	22.264	2'07.183	203,3	16:48'09.893	4	38.980	35.188	23.798	22.377	2'00.343	205,2	16:49'32.250
5	38.681	34.995	22.393	22.052	1'58.121	201,4	16:50'08.014	5	38.959	36.311	28.047	22.186	2'05.503	197,7	16:51'37.753
6	39.138	36.885	23.936	22.015	2'01.974	210,4	16:52'09.988	6	41.315	38.053	24.094	32.977	2'16.439P	201,8	16:53'54.192
7	39.099	36.144	23.904	22.044	2'01.191	205,2	16:54'11.179	7	1'16.629	46.250	24.875	22.589	2'50.343P		16:56'44.535
8	38.746	35.081	22.529	22.113	1'58.469	204,5	16:56'09.648	8	39.111	35.397	22.289	22.314	1'59.111	195,6	16:58'43.646
9	39.450	36.037	22.475	31.717	2'09.679P	199,2	16:58'19.327	9	38.980	35.182	22.324	22.403	1'58.889	196,3	17:00'42.535
10	4'04.951	45.657	22.967	22.789	5'36.364P		17:03'55.691	10	38.749	35.634			2'03.774	199,6	17:02'46.309
11	38.977	35.543	22.224	22.294	1'59.038	195,9	17:05'54.729	11	38.990	35.035	22.401	22.304	1'58.730	198,1	17:04'45.039
12	38.772	35.498	22.553	22.553	1'59.117	198,1	17:07'53.846	12	39.291	47.101	26.677	34.764	2'27.833P	197,7	17:07'12.872
13	38.798	35.261	22.289	22.393	1'58.741	197,7	17:09'52.587								
14	38.826	35.122	22.489	22.392	1'58.829	200,7	17:11'51.416								

11° 80 G. MASTROLUCA (1'58.125)								15° 58 I. IGLESIAS BRAVO (1'58.501)							
Lap	Seg.1	Seg.2	Seg.3	Seg.4	Lap Time	km/h	Local Time	Lap	Seg.1	Seg.2	Seg.3	Seg.4	Lap Time	km/h	Local Time
1		36.467	23.372	22.422			16:42'03.995	1		36.228	23.021	22.568			16:42'03.148
2	39.032	35.319	22.815	22.363	1'59.529	207,6	16:44'03.524	2	39.182	35.351	22.741	22.402	1'59.676	207,6	16:44'02.824
3	38.937	35.174	22.777	22.347	1'59.235	205,6	16:46'02.759	3	39.298	35.105	22.638	22.378	1'59.419	201,4	16:46'02.243
4	39.292	37.437	23.550	22.332	2'02.611	203,7	16:48'05.370	4	38.966	35.291			2'21.360	204,8	16:48'23.603
5	39.331	35.895	23.817	22.452	2'01.495	202,2	16:50'06.865	5	39.290	35.330	22.529	22.546	1'59.695	198,1	16:50'23.298
6	41.499	36.778	23.102	22.201	2'03.580	206,0	16:52'10.445	6	39.666	35.314	22.914	30.868	2'08.762P	202,9	16:52'32.060
7	39.142	35.835	22.807	22.089	1'59.873	212,9	16:54'10.318	7	2'15.848	35.446	23.074	22.850	3'37.218P		16:56'09.278
8	38.919	35.419	22.782	22.273	1'59.393	203,7	16:56'09.711	8	39.322	35.708	22.467	22.762	2'00.259C	195,2	16:58'09.537
9	39.866	36.547	22.778	22.350	2'01.541	198,1	16:58'11.252	9	39.561	39.278			2'06.802	197,4	17:00'16.339
10	39.045	35.634	25.389	22.336	2'02.404	205,2	17:00'13.656	10	38.711	35.267			2'07.774C	205,2	17:02'24.113
11	38.927	38.496	29.572	23.067	2'10.062	205,2	17:02'23.718	11	38.731	35.117	22.487	22.184	1'58.519	208,0	17:04'22.632
12	39.484	35.317	22.650	22.339	1'59.790	205,2	17:04'23.508	12	38.440	35.054	22.743	22.264	1'58.501	209,2	17:06'21.133
13	38.450	35.078	22.448	22.149	1'58.125	207,2	17:06'21.633	13	38.777	35.568	22.368	22.482	1'59.195	207,6	17:08'20.328
14	38.835	35.478	23.612	23.226	2'01.151	208,4	17:08'22.784	14	39.686	36.617	22.315	22.532	2'01.150	199,2	17:10'21.478
15	39.994	41.182	22.681	22.545	2'06.402	198,1	17:10'29.186								

12° 23 S. MARKARIAN (1'58.138)								16° 98 T. BERECOT (1'58.533)							
Lap	Seg.1	Seg.2	Seg.3	Seg.4	Lap Time	km/h	Local Time	Lap	Seg.1	Seg.2	Seg.3	Seg.4	Lap Time	km/h	Local Time
1		36.385	23.322	22.124			16:42'04.017	1		36.465	23.172	22.357			16:42'04.773
2	39.340	35.195	22.746	22.150	1'59.431	201,0	16:44'03.448	2	39.211	35.429	22.613	22.245	1'59.498	211,2	16:44'04.271
3	38.576	34.920	22.458	22.184	1'58.138	210,0	16:46'01.586	3	39.069	35.363	22.700	22.072	1'59.204	212,1	16:46'03.475
4	40.586	36.134	26.330	23.061	2'06.111	206,0	16:48'07.697	4	38.763	35.581	23.302	22.645	2'00.291	210,4	16:48'03.766
5	41.224	34.908	22.566	21.960	2'00.658	202,5	16:50'08.355	5	46.965	35.457	22.668	22.041	2'07.131C	197,4	16:50'10.897
6	40.204	35.717	22.884	22.372	2'01.177	209,6	16:52'09.532	6	38.337	35.796	22.538	21.980	1'58.651	206,4	16:52'09.548
7	39.034	35.456	22.898	22.929	2'00.317	203,7	16:54'09.849	7	39.142	35.551	27.382	22.522	2'04.597	204,8	16:54'14.145
8	39.624	35.480	24.065	37.049	2'16.218P	196,7	16:56'26.067	8	39.095	35.237	22.662	32.294	2'09.288P	200,3	16:56'23.433
								9	4'25.696	42.897	24.437	23.789	5'56.819P		17:02'20.252
								10	40.217	35.588	22.500	22.379	2'00.684	194,5	17:04'20.936
								11	38.887	42.149	22.514	22.351	2'05.901	198,1	17:06'26.837
								12	39.067	35.179	22.989	22.042	1'59.277	204,8	17:08'26.114
								13	38.634	35.132	22.375	22.392	1'58.533	211,6	17:10'24.647

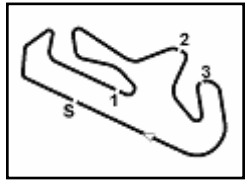
13° 85 K. SABATUCCI (1'58.324)								17° 16 E. VOCINO (1'58.687)							
Lap	Seg.1	Seg.2	Seg.3	Seg.4	Lap Time	km/h	Local Time	Lap	Seg.1	Seg.2	Seg.3	Seg.4	Lap Time	km/h	Local Time
1		36.199	22.624	22.320			16:42'02.241	1		36.663	23.131	22.585			16:42'05.706
2	38.586	35.275	22.367	22.291	1'58.519	207,6	16:44'00.760	2	39.548	35.375	22.643	22.339	1'59.905	199,6	16:44'05.611
3	44.240	34.881	22.992	22.225	2'04.338	208,4	16:46'05.098	3	39.064	35.326	23.008	22.447	1'59.845	201,8	16:46'05.456
4	38.391	35.001	25.759	23.289	2'02.440	210,4	16:48'07.538	4	39.337	35.213	23.142	22.243	1'59.935	204,8	16:48'05.391
5	38.751	34.909	22.573	22.661	1'58.894	201,8	16:50'06.432	5	39.064	35.729	25.226	22.463	2'02.482	203,7	16:50'07.873
6	41.704	36.740	24.734	22.074	2'05.252C	188,5	16:52'11.684	6	39.529	35.628	27.871	22.462	2'05.490	210,8	16:52'13.363
7	38.352	35.125	22.561	22.286	1'58.324	208,8	16:54'10.008	7	38.688	35.231	22.590	22.178	1'58.687	205,2	16:54'12.050
8	38.731	35.383	24.615	34.021	2'12.750P	204,8	16:56'22.758	8	38.808	35.496	22.722	22.313	1'59.339	211,6	16:56'11.389
9	6'39.428	35.568	22.417	22.908	8'00.321CP		17:04'23.079	9	39.074	35.451	23.375	25.114	2'03.014	207,6	16:58'14.403
10	38.284	34.932	22.381	22.155	1'57.752C	209,2	17:06'20.831	10	39.017	35.455	23.405	23.302	2'01.179	202,2	17:00'15.582
11	1'17.803	39.797	24.178	33.151	2'54.929P	209,2	17:09'15.760	11	39.065	36.717	29.075	22.666	2'07.523	202,9	17:02'23.105
								12	40.228	36.247	22.527	22.500	2'01.502	201,4	17:04'24.607

07/08/2020 P = Pits In/Out - C = Lap Time Cancelled

These data/results cannot be reproduced, stored and/or transmitted in whole or in part by any manner of electronic, mechanical, photocopying, recording, broadcasting or otherwise now known or herein after developed without the previous express consent by the copyright owner, except for reproduction in daily press and regular printed publications on sale to the public within 60 days of the event related to those data/results and always provided that copyright symbol appears together as follows below.

© DORNA WSBK ORGANIZATION Srl 2020





Portimao 4.592 m

Motul Portuguese Round, 7 - 9 August 2020

Chronological Analysis Free Practice 2nd Session Gr.B

3 / 4

13	38.919	35.473	22.320	22.575	1'59.287	202,5	17:06'23.894	4	38.720	35.718	23.116	22.935	2'00.489	210,4	16:48'03.734
14	39.044	35.665	22.583	22.457	1'59.749	206,4	17:08'23.643	5	41.940	35.575	23.446	22.594	2'03.555	198,8	16:50'07.289
15	38.759	35.122	22.469	22.485	1'58.835	202,5	17:10'22.478	6	39.828	39.447	23.332	22.677	2'05.284	209,2	16:52'12.573

18° 15 A. COPPOLA (1'58.726)

Lap	Seg.1	Seg.2	Seg.3	Seg.4	Lap Time	km/h	Local Time
1		36.757	23.012	22.456			16:42'02.827
2	39.355	35.401	22.583	22.290	1'59.629	201,0	16:44'02.456
3	39.224	37.851	24.107	22.238	2'03.420	204,5	16:46'05.876
4	38.635	34.941	22.906	22.279	1'58.761	210,4	16:48'04.637
5	39.671	36.093	24.917	22.396	2'03.077	209,6	16:50'07.714
6	39.630	37.987	25.266	22.482	2'05.365	211,6	16:52'13.079
7	38.744	35.045	22.878	22.060	1'58.727	208,0	16:54'11.806
8	38.831	35.216	22.689	22.062	1'58.798	209,6	16:56'10.604
9	38.904	36.148	25.916	22.477	2'03.445	206,4	16:58'14.049
10	38.655	35.388	22.468	22.359	1'58.870	208,8	17:00'12.919
11	39.889	39.039			2'11.654	201,8	17:02'24.573
12	38.871	35.543	22.576	22.186	1'59.176	209,6	17:04'23.749
13	38.690	35.153	22.569	22.314	1'58.726	212,1	17:06'22.475
14	38.895	39.063	23.908	22.215	2'04.081	207,2	17:08'26.556
15	38.861	35.776	23.819	22.533	2'00.989	212,1	17:10'27.545

22° 79 T. ALONSO (1'59.364)

Lap	Seg.1	Seg.2	Seg.3	Seg.4	Lap Time	km/h	Local Time
1		36.388	22.995	22.628			16:42'08.295
2	40.146	35.683	22.558	22.297	2'00.684	201,4	16:44'08.979
3	40.188	35.567	22.777	22.294	2'00.826	205,6	16:46'09.805
4	39.826	36.882	22.619	22.264	2'01.591	203,3	16:48'11.396
5	39.118	35.414	22.625	22.207	1'59.364	203,7	16:50'10.760
6	39.255	35.679	23.172	22.262	2'00.811	194,2	16:52'20.173
7	2'54.133	36.259	22.929	22.647	4'15.968P		16:56'36.141
8	39.737	35.802	22.662	22.610	2'00.811	194,2	16:58'36.952
9	39.799	40.376	24.060	22.444	2'06.679	195,2	17:00'43.631
10	39.230	35.610	22.747	22.758	2'00.345	199,9	17:02'43.976
11	43.781	38.467	24.622	33.499	2'20.369P	194,9	17:05'04.345
12	3'16.452	42.482	22.865	22.696	4'44.495P		17:09'48.840
13	39.898	35.885	23.129	22.505	2'01.417	196,7	17:11'50.257

19° 94 S. SANCHEZ TAMAYO (1'59.098)

Lap	Seg.1	Seg.2	Seg.3	Seg.4	Lap Time	km/h	Local Time
1		38.096	23.511	23.075			16:42'11.704
2	40.630	36.418	23.344	23.045	2'03.437	202,5	16:44'15.141
3	39.429	35.869	22.968	22.775	2'01.041	203,7	16:46'16.182
4	41.203	38.424	25.253	23.987	2'08.867	204,5	16:48'25.049
5	39.689	36.254	22.789	22.715	2'01.447	199,9	16:50'26.496
6	39.551	35.639	22.748	22.564	2'00.502	200,7	16:52'26.998
7	39.090	35.625	23.157	22.613	2'00.485	199,2	16:54'27.483
8	39.506	43.657	25.737	35.683	2'24.583P	201,4	16:56'52.066
9	1'26.431	42.751	23.272	22.885	2'55.339P		16:59'47.405
10	39.655	35.996	23.047	22.909	2'01.607	199,9	17:01'49.012
11	39.289	41.235	22.421	22.412	2'05.357	197,4	17:03'54.369
12	38.886	35.165	22.583	22.464	1'59.098	202,9	17:05'53.467
13	39.031	35.897	23.950	22.861	2'01.739	201,4	17:07'55.206
14	38.925	35.351	22.589	22.419	1'59.284	203,7	17:09'54.490
15	38.875	35.386	22.593	22.256	1'59.110	202,2	17:11'53.600

23° 12 R. DORE (1'59.538)

Lap	Seg.1	Seg.2	Seg.3	Seg.4	Lap Time	km/h	Local Time
1		36.707	23.163	22.717			16:42'03.970
2	39.447	35.427	22.700	22.408	1'59.982	206,0	16:44'03.952
3	39.136	35.460	22.545	22.397	1'59.538	208,4	16:46'03.490
4	38.959	35.792	23.064	22.858	2'00.673	204,8	16:48'04.163
5	40.454	36.196	23.088	22.757	2'02.495	197,0	16:50'06.658
6	40.163	36.192	24.750	22.369	2'03.474	193,8	16:52'10.132
7	39.743	35.777	23.385	22.582	2'01.487	205,2	16:54'11.619
8	39.460	35.700	23.493	36.655	2'15.308P	202,9	16:56'26.927
9	3'03.027	36.325	23.069	23.104	4'25.525P		17:00'52.452
10	40.549	36.170	23.198	23.237	2'03.154	190,8	17:02'55.606
11	40.596	37.783	23.532	31.528	2'13.439CP	188,1	17:05'09.045
12	1'54.064	36.031	23.575	22.721	3'16.391P		17:08'25.436
13	39.476	35.688	22.648	22.657	2'00.469	205,6	17:10'25.905

20° 73 J. PEREZ GONZALEZ (1'59.250)

Lap	Seg.1	Seg.2	Seg.3	Seg.4	Lap Time	km/h	Local Time
1		36.797	23.028	22.634			16:42'06.765
2	39.387	35.616	22.604	22.418	2'00.025	202,2	16:44'06.790
3	39.939	35.297	22.355	22.198	1'59.789	203,3	16:46'06.579
4	39.820	35.855	22.694	22.739	2'01.108	199,2	16:48'07.687
5	39.710	35.888	22.625	22.187	2'00.410	198,8	16:50'08.097
6	39.437	35.886	22.791	22.513	2'00.627	209,2	16:52'08.724
7	39.944	35.884	22.902	22.379	2'01.109	191,1	16:54'09.833
8	40.292	35.376	22.724	22.284	2'00.676	194,9	16:56'10.509
9	39.326	35.502	22.533	22.731	2'00.092	200,7	16:58'10.601
10	39.696	35.785	22.803	22.200	2'00.484	193,8	17:00'11.085
11	39.371	35.696	22.501	22.591	2'00.159	194,5	17:02'11.244
12	49.364	35.800	22.497	22.327	2'09.988	188,1	17:04'21.232
13	39.068	35.327	22.413	22.442	1'59.250	198,5	17:06'20.482
14	39.531	36.152	23.718	22.832	2'02.233	197,4	17:08'22.715
15	39.284	35.438	22.939	24.093	2'01.754	199,6	17:10'24.469

24° 63 M. HRAVA (1'59.630)

Lap	Seg.1	Seg.2	Seg.3	Seg.4	Lap Time	km/h	Local Time
1		36.671	22.759	22.866			16:42'07.243
2	39.968	36.254	22.476	22.710	2'01.408	202,9	16:44'08.651
3	39.565	36.340	22.664	22.650	2'01.219	203,7	16:46'09.870
4	39.576	35.790	22.652	22.433	2'00.451	204,5	16:48'10.321
5	39.416	35.292	22.541	22.381	1'59.630	204,8	16:50'09.951
6	39.264	36.271	22.954	22.436	2'00.925	203,7	16:52'10.876
7	39.258	35.798	22.919	22.191	2'00.166	207,2	16:54'11.042
8	39.703	35.996	22.652	22.379	2'00.730	202,9	16:56'11.772
9	39.054	35.658	22.687	22.505	1'59.904	204,5	16:58'11.676
10	39.275	35.681	22.780	34.105	2'11.841P	204,1	17:00'23.517
11	2'09.736	36.734	22.760	22.906	3'32.136P		17:03'55.653
12	39.663	35.934	22.779	22.933	2'01.309	195,2	17:05'56.962
13	40.019	36.967	23.137	22.850	2'02.973	197,4	17:07'59.935
14	40.107	36.893	23.297	33.788	2'14.085P	198,5	17:10'14.020

21° 97 M. KAPPLER (1'59.290)

Lap	Seg.1	Seg.2	Seg.3	Seg.4	Lap Time	km/h	Local Time
1		36.529	23.188	22.389			16:42'04.635
2	39.163	35.367	22.687	22.073	1'59.290	211,2	16:44'03.925
3	38.748	35.287	22.930	22.355	1'59.320	212,1	16:46'03.245

25° 93 A. QUINET (1'59.927)

Lap	Seg.1	Seg.2	Seg.3	Seg.4	Lap Time	km/h	Local Time
1		36.711	22.971	22.882			16:42'05.687

07/08/2020 P = Pits In/Out - C = Lap Time Cancelled

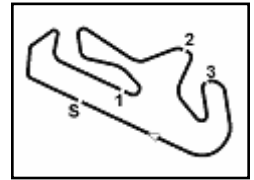
These data/results cannot be reproduced, stored and/or transmitted in whole or in part by any manner of electronic, mechanical, photocopying, recording, broadcasting or otherwise now known or herein after developed without the previous express consent by the copyright owner, except for reproduction in daily press and regular printed publications on sale to the public within 60 days of the event related to those data/results and always provided that copyright symbol appears together as follows below.

© DORNA WSBK ORGANIZATION Srl 2020

Official Fuel Supplier

Official Tyre Supplier

Official Timekeeper



Motul Portuguese Round, 7 - 9 August 2020

Chronological Analysis Free Practice 2nd Session Gr.B

2	40.007	35.817	22.671	22.521	2'01.016	194,9	16:44'06.703
3	39.826	36.049	22.686	22.465	2'01.026	205,2	16:46'07.729
4	39.092	35.896	22.886	22.419	2'00.293	202,9	16:48'08.022
5	38.936	35.686	23.039	22.266	1'59.927	212,5	16:50'07.949
6	40.185	35.515	23.187	22.581	2'01.468	214,2	16:52'09.417
7	39.873	36.119	23.118	22.206	2'01.316	202,9	16:54'10.733
8	39.363	35.825	22.941	22.328	2'00.457	208,0	16:56'11.190
9	39.002	35.473	23.837	22.263	2'00.575	204,8	16:58'11.765
10	38.819	35.810	26.355	30.213	2'11.197P	207,2	17:00'22.962
11	2'25.261	49.647	23.059	22.469	4'00.436P		17:04'23.398
12	39.370	35.626	22.563	22.749	2'00.308	208,4	17:06'23.706
13	39.575	36.176	23.029	22.739	2'01.519	204,5	17:08'25.225
14	39.351	36.428	22.542	22.319	2'00.640	202,9	17:10'25.865

26° 47 M. CERVENKA (2'02.104)							
Lap	Seg.1	Seg.2	Seg.3	Seg.4	Lap Time	km/h	Local Time
1		36.760	23.524	22.917			16:42'10.202
2	40.239	36.401	23.243	23.025	2'02.908	201,0	16:44'13.110
3	39.949	36.312	23.433	22.853	2'02.547	202,2	16:46'15.657
4	40.250	36.329	23.651	23.538	2'03.768	199,6	16:48'19.425
5	40.176	36.504	23.446	23.209	2'03.335	196,7	16:50'22.760
6	40.313	36.103	22.876	22.812	2'02.104	196,3	16:52'24.864
7	40.020	36.168	23.134	23.173	2'02.495	195,2	16:54'27.359
8	40.246	36.032	23.874	23.127	2'03.279	199,6	16:56'30.638
9	42.909	38.763	23.209	23.060	2'07.941	194,5	16:58'38.579
10	40.196	36.109	22.998	23.132	2'02.435	199,6	17:00'41.014
11	39.941	36.156	23.337	23.114	2'02.548	198,8	17:02'43.562
12	40.210	35.793	24.067	22.961	2'03.031	197,4	17:04'46.593
13	39.715	36.535	23.296	23.004	2'02.550	200,3	17:06'49.143
14	40.055	36.789	23.681	23.450	2'03.975	196,7	17:08'53.118
15	40.240	36.439	23.651	23.384	2'03.714	197,0	17:10'56.832

27° 68 J. IOVERNO							
Lap	Seg.1	Seg.2	Seg.3	Seg.4	Lap Time	km/h	Local Time
1		36.580	23.463	22.441			16:42'05.972

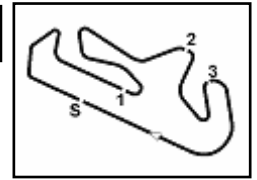
28° 71 T. EDWARDS							
Lap	Seg.1	Seg.2	Seg.3	Seg.4	Lap Time	km/h	Local Time
1		35.737	23.158	22.199			16:44'09.107
2	42.709	35.695	23.233	22.508	2'04.145C	206,8	16:46'13.252
3	44.906	37.247	24.245	30.022	2'16.420CP	198,5	16:48'29.672

07/08/2020 P = Pits In/Out - C = Lap Time Cancelled

These data/results cannot be reproduced, stored and/or transmitted in whole or in part by any manner of electronic, mechanical, photocopying, recording, broadcasting or otherwise now known or herein after developed without the previous express consent by the copyright owner, except for reproduction in daily press and regular printed publications on sale to the public within 60 days of the event related to those data/results and always provided that copyright symbol appears together as follows below.

© DORNA WSBK ORGANIZATION Srl 2020

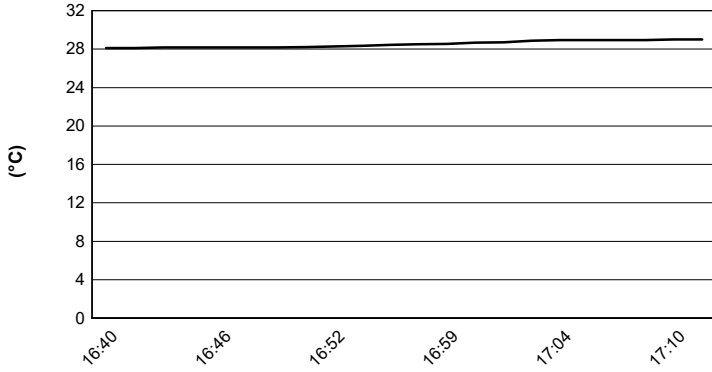




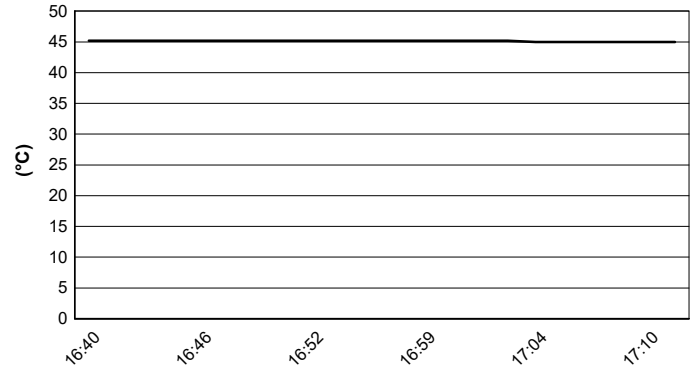
Portimao 4.592 m

Motul Portuguese Round, 7 - 9 August 2020
Weather Report Free Practice 2nd Session Gr.B
Session started 16:40 - Session ended 17:12

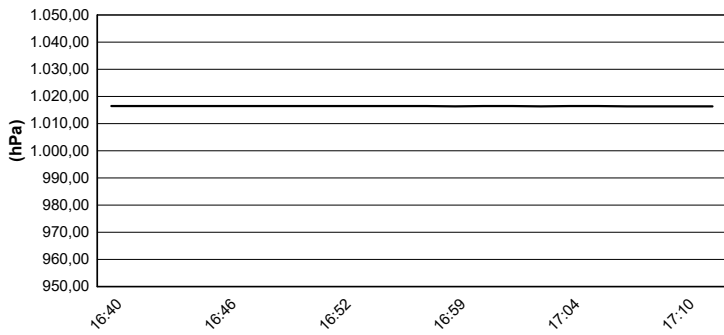
Air Temperature



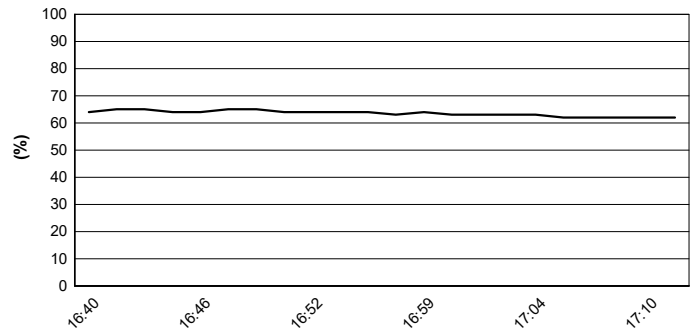
Track Temperature



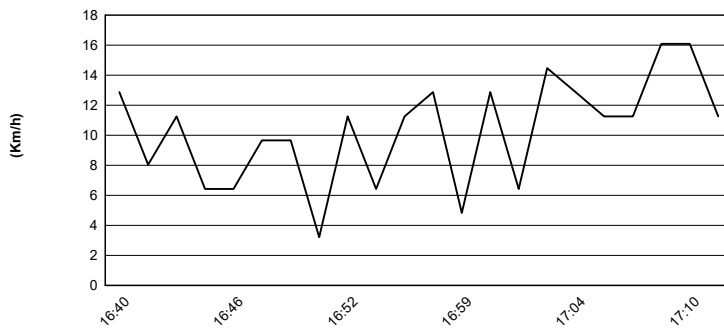
Air Pressure



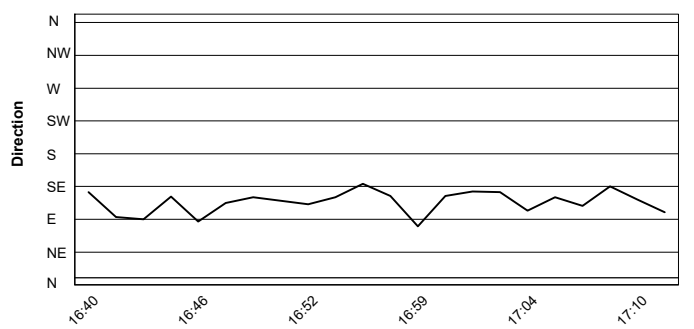
Humidity



Wind Speed



Wind Direction



07/08/2020

These data/results cannot be reproduced, stored and/or transmitted in whole or in part by any manner of electronic, mechanical, photocopying, recording, broadcasting or otherwise now known or herein after developed without the previous express consent by the copyright owner, except for reproduction in daily press and regular printed publications on sale to the public within 60 days of the event related to those data/results and always provided that copyright symbol appears together as follows below.

© DORNA WSBK ORGANIZATION Srl 2020



Official Fuel Supplier

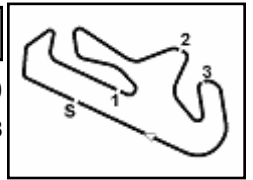


FICR PERUGIA TIMING

Official Tyre Supplier



Official Timekeeper



Motul Portuguese Round, 7 - 9 August 2020

Best Laps & Speeds Gr.B

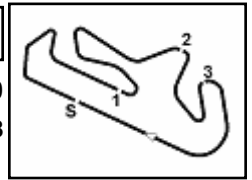
No.	Rider Bike	Nat	Best Lap		FP1		FP2												
			LL	SPD	LL	SPD	LL	SPD											
1	95 S. DEROUE Kawasaki Ninja 400	NED	1'57.400 23 211,2		1'57.400 11 210,8		1'57.444 12 211,2												
2	11 A. CARRASCO Kawasaki Ninja 400	ESP	1'57.453 20 206,4		1'57.941 11 206,4		1'57.453 9 204,4												
3	48 T. BRIANTI Kawasaki Ninja 400	ITA	1'57.725 22 217,1		1'58.565 10 215,0		1'57.725 12 217,1												
4	87 T. KAWAKAMI Yamaha YZF-R3	BRA	1'57.769 14 209,1		1'58.829 10 207,1		1'57.769 4 209,1												
5	54 B. SOFUOGLU Yamaha YZF-R3	TUR	1'57.846 21 212,4		1'57.852 12 212,4		1'57.846 9 211,2												
6	83 M. KAWAKAMI Yamaha YZF-R3	BRA	1'57.989 23 210,0		1'58.999 13 210,0		1'57.989 10 209,1												
7	69 T. BOOTH-AMOS Kawasaki Ninja 400	GBR	1'58.083 23 209,5		1'59.003 11 207,5		1'58.083 12 209,5												
8	61 Y. OKAYA Kawasaki Ninja 400	JPN	1'58.085 25 216,2		1'58.793 13 216,2		1'58.085 12 209,5												
9	52 O. KÖNIG KTM RC 390 R	CZE	1'58.107 21 211,6		1'59.203 10 207,1		1'58.107 11 211,6												
10	14 E. DE LA VEGA Yamaha YZF-R3	FRA	1'58.118 27 213,3		1'59.041 14 205,2		1'58.118 13 213,3												
11	80 G. MASTROLUCA Kawasaki Ninja 400	ITA	1'58.125 26 212,8		1'59.686 12 210,4		1'58.125 14 212,8												
12	23 S. MARKARIAN Yamaha YZF-R3	FRA	1'58.138 17 210,0		2'00.215 10 209,5		1'58.138 7 210,0												
13	85 K. SABATUCCI Kawasaki Ninja 400	ITA	1'58.324 22 210,8		1'58.397 12 210,8		1'58.324 10 210,4												
14	64 H. DE CANCELLIS Yamaha YZF-R3	FRA	1'58.348 24 205,2		1'58.348 13 204,4		1'58.434 11 205,2												
15	58 I. IGLESIAS BRAVO Kawasaki Ninja 400	ESP	1'58.501 26 210,4		1'59.733 13 210,4		1'58.501 13 209,1												
16	98 T. BERCOT Yamaha YZF-R3	FRA	1'58.533 25 212,0		1'59.237 13 202,1		1'58.533 12 212,0												
17	16 E. VOCINO Kawasaki Ninja 400	ITA	1'58.687 28 211,6		1'59.103 14 210,4		1'58.687 14 211,6												
18	15 A. COPPOLA Kawasaki Ninja 400	ITA	1'58.726 26 212,0		1'58.993 12 207,5		1'58.726 14 212,0												
19	71 T. EDWARDS Kawasaki Ninja 400	AUS	1'58.858 9 206,4		1'58.858 9 206,4														
20	94 S. SANCHEZ TAMAYO Yamaha YZF-R3	ESP	1'59.098 28 204,4		2'01.978 14 202,1		1'59.098 14 204,4												
21	73 J. PEREZ GONZALEZ Yamaha YZF-R3	ESP	1'59.250 26 209,1		2'00.390 12 202,9		1'59.250 14 209,1												
22	97 M. KAPPLER KTM RC 390 R	GER	1'59.290 22 212,0		1'59.940 10 207,5		1'59.290 12 212,0												
23	79 T. ALONSO Kawasaki Ninja 400	POR	1'59.364 25 216,2		1'59.652 13 216,2		1'59.364 12 205,6												
24	12 R. DORE Yamaha YZF-R3	FRA	1'59.538 25 209,1		2'01.596 13 209,1		1'59.538 12 208,3												
25	63 M. HRAVA Kawasaki Ninja 400	CZE	1'59.630 23 207,1		2'00.626 10 205,6		1'59.630 13 207,1												

07/08/2020

These data/results cannot be reproduced, stored and/or transmitted in whole or in part by any manner of electronic, mechanical, photocopying, recording, broadcasting or otherwise now known or herein after developed without the previous express consent by the copyright owner, except for reproduction in daily press and regular printed publications on sale to the public within 60 days of the event related to those data/results and always provided that copyright symbol appears together as follows below.

© DORNA WSBK ORGANIZATION Srl 2020





Portimao 4.592 m

Motul Portuguese Round, 7 - 9 August 2020

Best Laps & Speeds Gr.B

2 / 2

No.	Rider Bike	Nat	Best Lap		FP1		FP2						
			LL	SPD	LL	SPD	LL	SPD					
26	93 A. QUINET Kawasaki Ninja 400	FRA	1'59.927	214,1	2'01.011	201,4	1'59.927	214,1					
27	68 J. IOVERNO Kawasaki Ninja 400	ITA	2'01.571	207,1	2'01.571	207,1							
28	47 M. CERVENKA Kawasaki Ninja 400	CZE	2'02.104	203,6	2'03.185	203,6	2'02.104	202,1					

07/08/2020

These data/results cannot be reproduced, stored and/or transmitted in whole or in part by any manner of electronic, mechanical, photocopying, recording, broadcasting or otherwise now known or herein after developed without the previous express consent by the copyright owner, except for reproduction in daily press and regular printed publications on sale to the public within 60 days of the event related to those data/results and always provided that copyright symbol appears together as follows below.

© DORNA WSBK ORGANIZATION Srl 2020



Official Fuel Supplier

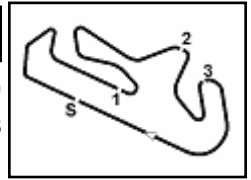


FKR PERUGIA TIMING

Official Tyre Supplier



Official Timekeeper



Motul Portuguese Round, 7 - 9 August 2020

Free Practices Combined Times after FP2

Portimao 4.592 m

No.	Rider	Nat	Team	Bike	Class	FP1	FP2	FP3	Time	Gap	Rel.	Avg	LL
1	95 S. DEROUE	NED	MTM Kawasaki MOTOPOST	Kawasaki Ninja 400	B	1'57.400	1'57.444		1'57.400			140,811	23
2	8 M. PEREZ	ESP	Prodina Ircos Team WorldSSP300	Kawasaki Ninja 400	A	1'58.294	1'57.406		1'57.406	0.006	0.006	140,804	19
3	11 A. CARRASCO	ESP	Kawasaki Provec WorldSSP300	Kawasaki Ninja 400	B	1'57.941	1'57.453		1'57.453	0.053	0.047	140,747	20
4	48 T. BRIANTI	ITA	Prodina Ircos Team WorldSSP300	Kawasaki Ninja 400	B	1'58.565	1'57.725		1'57.725	0.325	0.272	140,422	22
5	46 S. DI SORA	FRA	Leader Team Flembbo	Kawasaki Ninja 400	A	1'58.283	1'57.743		1'57.743	0.343	0.018	140,401	24
6	87 T. KAWAKAMI	BRA	Yamaha MS Racing	Yamaha YZF-R3	B	1'58.829	1'57.769		1'57.769	0.369	0.026	140,370	14
7	54 B. SOFUOGLU	TUR	Biblion Motoxrcing Yamaha WSSP300	Yamaha YZF-R3	B	1'57.852	1'57.846		1'57.846	0.446	0.077	140,278	21
8	17 K. MEUFFELS	NED	MTM Kawasaki MOTOPOST	Kawasaki Ninja 400	A	1'58.339	1'57.892		1'57.892	0.492	0.046	140,223	25
9	83 M. KAWAKAMI	BRA	Team Brasil AD 78	Yamaha YZF-R3	B	1'58.999	1'57.989		1'57.989	0.589	0.097	140,108	23
10	69 T. BOOTH-AMOS	GBR	RT Motorsports by SKM - Kawasaki	Kawasaki Ninja 400	B	1'59.003	1'58.083		1'58.083	0.683	0.094	139,996	23
11	61 Y. OKAYA	JPN	MTM Kawasaki MOTOPOST	Kawasaki Ninja 400	B	1'58.793	1'58.085		1'58.085	0.685	0.002	139,994	25
12	88 B. IERACI	ITA	Kawasaki GP Project	Kawasaki Ninja 400	A	1'58.150	1'58.088		1'58.088	0.688	0.003	139,991	18
13	10 U. ORRADRE	ESP	Yamaha MS Racing	Yamaha YZF-R3	A	1'58.106	1'58.249		1'58.106	0.706	0.018	139,969	18
14	52 O. KÖNIG	CZE	Freudenberg KTM Junior Team	KTM RC 390 R	B	1'59.203	1'58.107		1'58.107	0.707	0.001	139,968	21
15	41 J. JAHNIG	GER	Freudenberg KTM Junior Team	KTM RC 390 R	A	1'58.109	1'58.619		1'58.109	0.709	0.002	139,966	22
16	14 E. DE LA VEGA	FRA	Machado Came SBK	Yamaha YZF-R3	B	1'59.041	1'58.118		1'58.118	0.718	0.009	139,955	27
17	80 G. MASTROLUCA	ITA	GP Project	Kawasaki Ninja 400	B	1'59.686	1'58.125		1'58.125	0.725	0.007	139,947	26
18	23 S. MARKARIAN	FRA	Yamaha MS Racing	Yamaha YZF-R3	B	2'00.215	1'58.138		1'58.138	0.738	0.013	139,931	17
19	85 K. SABATUCCI	ITA	Kawasaki GP Project	Kawasaki Ninja 400	B	1'58.397	1'58.324		1'58.324	0.924	0.186	139,711	22
20	64 H. DE CANCELLIS	FRA	Team TRASIMENO	Yamaha YZF-R3	B	1'58.348	1'58.434		1'58.348	0.948	0.024	139,683	24
21	4 C. STANGE	GER	Freudenberg KTM WorldSSP Team	KTM RC 390 R	A	1'59.206	1'58.413		1'58.413	1.013	0.065	139,606	27
22	58 I. IGLESIAS BRAVO	ESP	Scuderia Maranga Racing	Kawasaki Ninja 400	B	1'59.733	1'58.501		1'58.501	1.101	0.088	139,503	26
23	30 G. VAN STRAALLEN	NED	EAB Ten Kate Racing	Yamaha YZF-R3	A	1'58.514	1'59.434		1'58.514	1.114	0.013	139,487	22
24	98 T. BERCOT	FRA	ProGP Racing	Yamaha YZF-R3	B	1'59.237	1'58.533		1'58.533	1.133	0.019	139,465	25
25	22 N. KALININ	UKR	Battley-RT Motorsports by SKM-Kawasaki	Kawasaki Ninja 400	A	1'58.616	1'59.044		1'58.616	1.216	0.083	139,367	24
26	26 M. GENNAI	ITA	Team BrCorse	Yamaha YZF-R3	A	2'00.573	1'58.622		1'58.622	1.222	0.006	139,360	23
27	45 F. MACAN	BRA	Team Brasil AD 78	Yamaha YZF-R3	A	1'59.198	1'58.683		1'58.683	1.283	0.061	139,289	22
28	16 E. VOCINO	ITA	Gradaracorse	Kawasaki Ninja 400	B	1'59.103	1'58.687		1'58.687	1.287	0.004	139,284	28
29	15 A. COPPOLA	ITA	Kawasaki GP Project	Kawasaki Ninja 400	B	1'58.993	1'58.726		1'58.726	1.326	0.039	139,238	26
30	6 J. BUIS	NED	MTM Kawasaki MOTOPOST	Kawasaki Ninja 400	A	1'59.156	1'58.808		1'58.808	1.408	0.082	139,142	26
31	27 F. ROVELLI	ITA	Kawasaki ParkinGO Team	Kawasaki Ninja 400	A	1'58.819	1'59.827		1'58.819	1.419	0.011	139,129	16
32	71 T. EDWARDS	AUS	Kawasaki ParkinGO Team	Kawasaki Ninja 400	B	1'58.858			1'58.858	1.458	0.039	139,084	11
33	66 E. MCGLINCHEY	GBR	Team#109 Kawasaki	Kawasaki Ninja 400	A	1'58.887	1'59.960		1'58.887	1.487	0.029	139,050	26
34	25 A. KROH	GER	Yamaha MS Racing	Yamaha YZF-R3	A	2'00.607	1'58.974		1'58.974	1.574	0.087	138,948	25
35	9 P. GRASSIA	ITA	Team CHIODO Moto Racing	Yamaha YZF-R3	A	1'59.087	1'59.303		1'59.087	1.687	0.113	138,816	21
36	94 S. SANCHEZ TAMAYO	ESP	ProGP Racing	Yamaha YZF-R3	B	2'01.978	1'59.098		1'59.098	1.698	0.011	138,803	28
37	73 J. PEREZ GONZALEZ	ESP	Machado Came SBK	Yamaha YZF-R3	B	2'00.390	1'59.250		1'59.250	1.850	0.152	138,626	26
38	97 M. KAPPLER	GER	Freudenberg KTM WorldSSP Team	KTM RC 390 R	B	1'59.940	1'59.290		1'59.290	1.890	0.040	138,580	22
39	79 T. ALONSO	POR	Team Tomás Alonso	Kawasaki Ninja 400	B	1'59.652	1'59.364		1'59.364	1.964	0.074	138,494	25
40	7 J. GIMBERT	FRA	GP Project	Kawasaki Ninja 400	A	2'00.741	1'59.416		1'59.416	2.016	0.052	138,434	21
41	2 A. CARRION	ESP	Smrz Racing - Willi Race	Kawasaki Ninja 400	A	2'00.453	1'59.501		1'59.501	2.101	0.085	138,335	23
42	84 K. ALOISI	ITA	ProGP Racing	Yamaha YZF-R3	A	1'59.945	1'59.502		1'59.502	2.102	0.001	138,334	25
43	12 R. DORE	FRA	Doré Racing Team	Yamaha YZF-R3	B	2'01.596	1'59.538		1'59.538	2.138	0.036	138,292	25
44	24 D. BLIN	POL	Biblion Motoxrcing Yamaha WSSP300	Yamaha YZF-R3	A	1'59.596	2'00.760		1'59.596	2.196	0.058	138,225	19
45	44 T. BRAMICH	AUS	Carl Cox-RT Motorsports by SKM-Kawasaki	Kawasaki Ninja 400	A	1'59.598	2'00.155		1'59.598	2.198	0.002	138,223	22
46	63 M. HRAVA	CZE	ACCR Czech Talent Team - Willi Race	Kawasaki Ninja 400	B	2'00.626	1'59.630		1'59.630	2.230	0.032	138,186	23
47	21 E. VALENTIM GARCIA	BRA	Scuderia Maranga Racing	Kawasaki Ninja 400	A	2'01.062	1'59.878		1'59.878	2.478	0.248	137,900	24
48	93 A. QUINET	FRA	TGP Racing	Kawasaki Ninja 400	B	2'01.011	1'59.927		1'59.927	2.527	0.049	137,844	25
49	37 P. FRAGOSO	POR	STAND OS PUTOS Racing Team	Yamaha YZF-R3	A	2'00.459	2'00.044		2'00.044	2.644	0.117	137,710	27
50	72 A. DIAZ	ESP	Biblion Motoxrcing Yamaha WSSP300	Yamaha YZF-R3	A	2'02.182	2'00.408		2'00.408	3.008	0.364	137,293	25
51	3 M. GAGGI	ITA	Machado Came SBK	Yamaha YZF-R3	A	2'00.504	2'01.784		2'00.504	3.104	0.096	137,184	15
52	68 J. IOVERNO	ITA	Scuderia Maranga Racing	Kawasaki Ninja 400	B	2'01.571			2'01.571	4.171	1.067	135,980	12
53	47 M. CERVENKA	CZE	Smrz Racing - Willi Race	Kawasaki Ninja 400	B	2'03.185	2'02.104		2'02.104	4.704	0.533	135,386	27
54	20 G. MATERN	FRA	Machado Came SBK	Yamaha YZF-R3	A	2'03.101	2'02.192		2'02.192	4.792	0.088	135,289	20
55	77 L. GRUAU	FRA	TGP Racing	Kawasaki Ninja 400	A	2'06.875	2'04.679		2'04.679	7.279	2.487	132,590	25

07/08/2020

These data/results cannot be reproduced, stored and/or transmitted in whole or in part by any manner of electronic, mechanical, photocopying, recording, broadcasting or otherwise now known or herein after developed without the previous express consent by the copyright owner, except for reproduction in daily press and regular printed publications on sale to the public within 60 days of the event related to those data/results and always provided that copyright symbol appears together as follows below.

© DORNA WSBK ORGANIZATION Srl 2020



Official Fuel Supplier



PIRELLI

Official Tyre Supplier



Official Timekeeper