

Portimao 4.592 m

1 / 2

## Motul Portuguese Round, 7 - 9 August 2020

### Results Tissot Superpole

No.	Rider	Nat	Team	Bike	Class	Time	Gap	Rel.	Laps	Speed	
										Avg	Max
1	61 Y. OKAYA	JPN	MTM Kawasaki MOTOPOST	Kawasaki Ninja 400	B	<b>1'56.406</b>			6	142,013	<b>216,3</b>
2	95 S. DEROUE	NED	MTM Kawasaki MOTOPOST	Kawasaki Ninja 400	B	<b>1'56.543</b>	0.137	0.137	7	141,846	<b>214,2</b>
3	8 M. PEREZ	ESP	Prodina Ircos Team WorldSSP300	Kawasaki Ninja 400	A	<b>1'56.720</b>	0.314	0.177	7	141,631	<b>214,2</b>
4	48 T. BRIANTI	ITA	Prodina Ircos Team WorldSSP300	Kawasaki Ninja 400	B	<b>1'56.901</b>	0.495	0.181	7	141,412	<b>213,7</b>
5	11 A. CARRASCO	ESP	Kawasaki Provec WorldSSP300	Kawasaki Ninja 400	B	<b>1'56.959</b>	0.553	0.058	7	141,342	<b>212,5</b>
6	6 J. BUIS	NED	MTM Kawasaki MOTOPOST	Kawasaki Ninja 400	A	<b>1'57.011</b>	0.605	0.052	7	141,279	<b>206,8</b>
7	83 M. KAWAKAMI	BRA	Team Brasil AD 78	Yamaha YZF-R3	B	<b>1'57.025</b>	0.619	0.014	7	141,262	<b>211,2</b>
8	17 K. MEUFFELS	NED	MTM Kawasaki MOTOPOST	Kawasaki Ninja 400	A	<b>1'57.044</b>	0.638	0.019	7	141,239	<b>213,7</b>
9	52 O. KÖNIG	CZE	Freudenberg KTM Junior Team	KTM RC 390 R	B	<b>1'57.070</b>	0.664	0.026	5	141,208	<b>218,0</b>
10	2 A. CARRION	ESP	Smrz Racing - Willi Race	Kawasaki Ninja 400	A	<b>1'57.199</b>	0.793	0.129	7	141,052	<b>204,8</b>
11	71 T. EDWARDS	AUS	Kawasaki ParkinGO Team	Kawasaki Ninja 400	B	<b>1'57.217</b>	0.811	0.018	7	141,031	<b>210,4</b>
12	87 T. KAWAKAMI	BRA	Yamaha MS Racing	Yamaha YZF-R3	B	<b>1'57.276</b>	0.870	0.059	7	140,960	<b>207,6</b>
13	69 T. BOOTH-AMOS	GBR	RT Motorsports by SKM - Kawasaki	Kawasaki Ninja 400	B	<b>1'57.364</b>	0.958	0.088	7	140,854	<b>213,7</b>
14	10 U. ORRADRE	ESP	Yamaha MS Racing	Yamaha YZF-R3	A	<b>1'57.395</b>	0.989	0.031	7	140,817	<b>213,3</b>
15	54 B. SOFUOGLU	TUR	Biblion Motoxracing Yamaha WSSP300	Yamaha YZF-R3	B	<b>1'57.449</b>	1.043	0.054	7	140,752	<b>209,6</b>
16	26 M. GENNAI	ITA	Team BrCorse	Yamaha YZF-R3	A	<b>1'57.494</b>	1.088	0.045	6	140,698	<b>206,8</b>
17	46 S. DI SORA	FRA	Leader Team Flembbo	Kawasaki Ninja 400	A	<b>1'57.556</b>	1.150	0.062	6	140,624	<b>210,8</b>
18	30 G. VAN STRAALEN	NED	EAB Ten Kate Racing	Yamaha YZF-R3	A	<b>1'57.675</b>	1.269	0.119	7	140,482	<b>208,0</b>
19	22 N. KALININ	UKR	Battley-RT Motorsports by SKM-Kawasaki	Kawasaki Ninja 400	A	<b>1'57.736</b>	1.330	0.061	7	140,409	<b>210,4</b>
20	97 M. KAPPLER	GER	Freudenberg KTM WorldSSP Team	KTM RC 390 R	B	<b>1'57.763</b>	1.357	0.027	7	140,377	<b>215,4</b>
21	15 A. COPPOLA	ITA	Kawasaki GP Project	Kawasaki Ninja 400	B	<b>1'57.774</b>	1.368	0.011	7	140,364	<b>209,2</b>
22	88 B. IERACI	ITA	Kawasaki GP Project	Kawasaki Ninja 400	A	<b>1'57.797</b>	1.391	0.023	6	140,336	<b>212,1</b>
23	16 E. VOCINO	ITA	Gradaracorse	Kawasaki Ninja 400	B	<b>1'57.950</b>	1.544	0.153	7	140,154	<b>212,1</b>
24	79 T. ALONSO	POR	Team Tomás Alonso	Kawasaki Ninja 400	B	<b>1'58.005</b>	1.599	0.055	7	140,089	<b>207,6</b>
25	41 J. JAHNIG	GER	Freudenberg KTM Junior Team	KTM RC 390 R	A	<b>1'58.086</b>	1.680	0.081	6	139,993	<b>207,2</b>
26	98 T. BERCOT	FRA	ProGP Racing	Yamaha YZF-R3	B	<b>1'58.217</b>	1.811	0.131	7	139,838	<b>207,6</b>
27	58 I. IGLESIAS BRAVO	ESP	Scuderia Maranga Racing	Kawasaki Ninja 400	B	<b>1'58.338</b>	1.932	0.121	7	139,695	<b>210,8</b>
28	23 S. MARKARIAN	FRA	Yamaha MS Racing	Yamaha YZF-R3	B	<b>1'58.802</b>	2.396	0.464	7	139,149	<b>208,4</b>
29	45 F. MACAN	BRA	Team Brasil AD 78	Yamaha YZF-R3	A	<b>1'59.218</b>	2.812	0.416	3	138,664	<b>205,2</b>
30	80 G. MASTROLUCA	ITA	GP Project	Kawasaki Ninja 400	B	<b>1'59.608</b>	3.202	0.390	6	138,211	<b>204,1</b>

Qualifying Lap Time (107% of 1'56.406): 2'04.555

AIR	Humidity:	59%	Temp:	28°C
TRACK	Condition:	Dry	Temp:	40°C

Records	Pole (SP)	2019 M.Gonzalez	1'55.345	143,320	Km/h
	Race (RC)	2019 M.Gonzalez	1'55.810	142,740	Km/h
	All Times (WUP)	2019 S.Deroue	1'55.344	143,320	Km/h

Start 08/08/2020 12:20 End 12:36 The results are provisional until the end of the time limit for protests and appeals and the completion of the technical checks.

These data/results cannot be reproduced, stored and/or transmitted in whole or in part by any manner of electronic, mechanical, photocopying, recording, broadcasting or otherwise now known or herein after developed without the previous express consent by the copyright owner, except for reproduction in daily press and regular printed publications on sale to the public within 60 days of the event related to those data/results and always provided that copyright symbol appears together as follows below.

© DORNA WSBK ORGANIZATION Srl 2020



Official Fuel Supplier

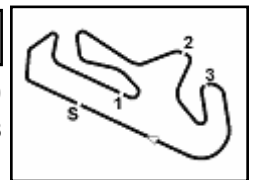


PIRELLI PERUGIA TIMING

Official Tyre Supplier



Official Timekeeper



## Motul Portuguese Round, 7 - 9 August 2020

### Results Tissot Superpole

#### Session Highlights

Local Time	No. Rider	Description
12.20.00		Start
12.24.30	46 S. DI SORA	Lap Cancelled (1'59.222) - Exceeded Track Limits - Turn 15
12.24.36	15 A. COPPOLA	Current Lap Cancelled - Exceeded Track Limits - Turn 1
12.26.17	10 U. ORRADRE	On the Gravel - Re-Joined - Turn 14
12.27.07	61 Y. OKAYA	Current Lap Cancelled - Exceeded Track Limits - Turn 4
12.27.11	45 F. MACAN	Current Lap Cancelled - Exceeded Track Limits - Turn 1
12.28.39	17 K. MEUFFELS	On Asphalt - Re-Joined - Turn 14
12.28.54	45 F. MACAN	Crashed - Turn 1
12.29.06	26 M. GENNAI	Crashed - Turn 5
12.29.14	26 M. GENNAI	Re-joined
12.30.11	69 T. BOOTH-AMOS	On Asphalt - Re-Joined - Turn 14
12.31.46	30 G. VAN STRAALLEN	Current Lap Cancelled - Exceeded Track Limits - Turn 4
12.31.51	2 A. CARRION	Current Lap Cancelled - Exceeded Track Limits - Turn 4
12.35.11	46 S. DI SORA	Crashed - Turn 5
12.35.23	48 T. BRIANTI	Current Lap Cancelled - Exceeded Track Limits - Turn 4
12.35.28	58 I. IGLESIAS BRAVO	Current Lap Cancelled - Exceeded Track Limits - Turn 4
12.36.44		End Of Session

#### Fastest Laps Sequence

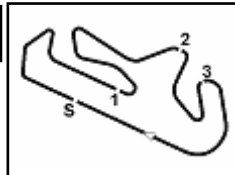
No.	Rider	Nat	Team	Bike	Local Time	Time	Gap	Avg
98	T. BERCOT	FRA	ProGP Racing	Yamaha YZF-R3	12:23'57.845	<b>1'58.443</b>		139,571
54	B. SOFUOGLU	TUR	Biblion Motocrossing Yamaha WSSP300	Yamaha YZF-R3	12:23'57.847	<b>1'58.134</b>	-0.309	139,936
71	T. EDWARDS	AUS	Kawasaki ParkinGO Team	Kawasaki Ninja 400	12:23'58.073	<b>1'57.217</b>	-0.917	141,031
61	Y. OKAYA	JPN	MTM Kawasaki MOTOPOST	Kawasaki Ninja 400	12:23'58.180	<b>1'56.406</b>	-0.811	142,013

Start 08/08/2020 12:20 End 12:36 The results are provisional until the end of the time limit for protests and appeals and the completion of the technical checks.

These data/results cannot be reproduced, stored and/or transmitted in whole or in part by any manner of electronic, mechanical, photocopying, recording, broadcasting or otherwise now known or herein after developed without the previous express consent by the copyright owner, except for reproduction in daily press and regular printed publications on sale to the public within 60 days of the event related to those data/results and always provided that copyright symbol appears together as follows below.

© DORNA WSBK ORGANIZATION Srl 2020





Portimao 4.592 m

## Motul Portuguese Round, 7 - 9 August 2020

### Best Sectors & Speed Tissot Superspole

BEST LAP		
1	61 Y. OKAYA	Kawasaki Ninja 400 1'56.406
2	95 S. DEROUE	Kawasaki Ninja 400 1'56.543
3	8 M. PEREZ	Kawasaki Ninja 400 1'56.720
4	48 T. BRIANTI	Kawasaki Ninja 400 1'56.901
5	11 A. CARRASCO	Kawasaki Ninja 400 1'56.959
6	6 J. BUIS	Kawasaki Ninja 400 1'57.011
7	83 M. KAWAKAMI	Yamaha YZF-R3 1'57.025
8	17 K. MEUFFELS	Kawasaki Ninja 400 1'57.044
9	52 O. KÖNIG	KTM RC 390 R 1'57.070
10	2 A. CARRION	Kawasaki Ninja 400 1'57.199
11	71 T. EDWARDS	Kawasaki Ninja 400 1'57.217
12	87 T. KAWAKAMI	Yamaha YZF-R3 1'57.276
13	69 T. BOOTH-AMOS	Kawasaki Ninja 400 1'57.364
14	10 U. ORRADRE	Yamaha YZF-R3 1'57.395
15	54 B. SOFUOGLU	Yamaha YZF-R3 1'57.449
16	26 M. GENNAI	Yamaha YZF-R3 1'57.494
17	46 S. DI SORA	Kawasaki Ninja 400 1'57.556
18	30 G. VAN STRAALLEN	Yamaha YZF-R3 1'57.675
19	22 N. KALININ	Kawasaki Ninja 400 1'57.736
20	97 M. KAPPLER	KTM RC 390 R 1'57.763
21	15 A. COPPOLA	Kawasaki Ninja 400 1'57.774
22	88 B. IERACI	Kawasaki Ninja 400 1'57.797
23	16 E. VOCINO	Kawasaki Ninja 400 1'57.950
24	79 T. ALONSO	Kawasaki Ninja 400 1'58.005
25	41 J. JAHNIG	KTM RC 390 R 1'58.086
26	98 T. BERCOT	Yamaha YZF-R3 1'58.217
27	58 I. IGLESIAS BRAVO	Kawasaki Ninja 400 1'58.338
28	23 S. MARKARIAN	Yamaha YZF-R3 1'58.802
29	45 F. MACAN	Yamaha YZF-R3 1'59.218
30	80 G. MASTROLUCA	Kawasaki Ninja 400 1'59.608

SPEED		
1	52 O. KÖNIG	KTM RC 390 R 218,0
2	61 Y. OKAYA	Kawasaki Ninja 400 216,3
3	97 M. KAPPLER	KTM RC 390 R 215,4
4	95 S. DEROUE	Kawasaki Ninja 400 214,2
5	8 M. PEREZ	Kawasaki Ninja 400 214,2
6	17 K. MEUFFELS	Kawasaki Ninja 400 213,7
7	48 T. BRIANTI	Kawasaki Ninja 400 213,7
8	69 T. BOOTH-AMOS	Kawasaki Ninja 400 213,7
9	10 U. ORRADRE	Yamaha YZF-R3 213,3
10	11 A. CARRASCO	Kawasaki Ninja 400 212,5
11	88 B. IERACI	Kawasaki Ninja 400 212,1
12	16 E. VOCINO	Kawasaki Ninja 400 212,1
13	83 M. KAWAKAMI	Yamaha YZF-R3 211,2
14	58 I. IGLESIAS BRAVO	Kawasaki Ninja 400 210,8
15	46 S. DI SORA	Kawasaki Ninja 400 210,8
16	22 N. KALININ	Kawasaki Ninja 400 210,4
17	71 T. EDWARDS	Kawasaki Ninja 400 210,4
18	54 B. SOFUOGLU	Yamaha YZF-R3 209,6
19	15 A. COPPOLA	Kawasaki Ninja 400 209,2
20	23 S. MARKARIAN	Yamaha YZF-R3 208,4
21	30 G. VAN STRAALLEN	Yamaha YZF-R3 208,0
22	79 T. ALONSO	Kawasaki Ninja 400 207,6
23	87 T. KAWAKAMI	Yamaha YZF-R3 207,6
24	98 T. BERCOT	Yamaha YZF-R3 207,6
25	41 J. JAHNIG	KTM RC 390 R 207,2
26	6 J. BUIS	Kawasaki Ninja 400 206,8
27	26 M. GENNAI	Yamaha YZF-R3 206,8
28	45 F. MACAN	Yamaha YZF-R3 205,2
29	2 A. CARRION	Kawasaki Ninja 400 204,8
30	80 G. MASTROLUCA	Kawasaki Ninja 400 204,1

SEG. 1			SEG. 2			SEG. 3			SEG. 4		
1	95 S. DEROUE	37.794	1	8 M. PEREZ	34.289	1	83 M. KAWAKAMI	21.965	1	17 K. MEUFFELS	21.617
2	61 Y. OKAYA	37.806	2	83 M. KAWAKAMI	34.296	2	22 N. KALININ	21.977	2	2 A. CARRION	21.723
3	8 M. PEREZ	37.892	3	95 S. DEROUE	34.344	3	54 B. SOFUOGLU	22.035	3	61 Y. OKAYA	21.736
4	69 T. BOOTH-AMOS	37.926	4	11 A. CARRASCO	34.375	4	26 M. GENNAI	22.038	4	26 M. GENNAI	21.755
5	17 K. MEUFFELS	37.962	5	61 Y. OKAYA	34.399	5	95 S. DEROUE	22.048	5	52 O. KÖNIG	21.758
6	48 T. BRIANTI	38.004	6	10 U. ORRADRE	34.404	6	69 T. BOOTH-AMOS	22.051	6	87 T. KAWAKAMI	21.770
7	11 A. CARRASCO	38.064	7	17 K. MEUFFELS	34.609	7	8 M. PEREZ	22.059	7	98 T. BERCOT	21.795
8	52 O. KÖNIG	38.066	8	54 B. SOFUOGLU	34.638	8	2 A. CARRION	22.061	8	15 A. COPPOLA	21.801
9	46 S. DI SORA	38.066	9	48 T. BRIANTI	34.665	9	30 G. VAN STRAALLEN	22.087	9	6 J. BUIS	21.814
10	97 M. KAPPLER	38.095	10	71 T. EDWARDS	34.676	10	11 A. CARRASCO	22.088	10	88 B. IERACI	21.823
11	10 U. ORRADRE	38.187	11	46 S. DI SORA	34.681	11	61 Y. OKAYA	22.093	11	69 T. BOOTH-AMOS	21.834
12	71 T. EDWARDS	38.189	12	98 T. BERCOT	34.697	12	16 E. VOCINO	22.103	12	54 B. SOFUOGLU	21.844
13	16 E. VOCINO	38.234	13	6 J. BUIS	34.699	13	6 J. BUIS	22.103	13	46 S. DI SORA	21.856
14	83 M. KAWAKAMI	38.244	14	87 T. KAWAKAMI	34.705	14	17 K. MEUFFELS	22.138	14	95 S. DEROUE	21.890
15	26 M. GENNAI	38.259	15	23 S. MARKARIAN	34.720	15	41 J. JAHNIG	22.162	15	11 A. CARRASCO	21.899
16	54 B. SOFUOGLU	38.263	16	30 G. VAN STRAALLEN	34.745	16	10 U. ORRADRE	22.169	16	71 T. EDWARDS	21.908
17	88 B. IERACI	38.264	17	79 T. ALONSO	34.819	17	46 S. DI SORA	22.208	17	79 T. ALONSO	21.917
18	6 J. BUIS	38.267	18	2 A. CARRION	34.823	18	48 T. BRIANTI	22.222	18	48 T. BRIANTI	21.930
19	22 N. KALININ	38.338	19	69 T. BOOTH-AMOS	34.845	19	88 B. IERACI	22.242	19	30 G. VAN STRAALLEN	21.945
20	2 A. CARRION	38.359	20	15 A. COPPOLA	34.853	20	87 T. KAWAKAMI	22.264	20	83 M. KAWAKAMI	21.974
21	87 T. KAWAKAMI	38.465	21	88 B. IERACI	34.857	21	58 I. IGLESIAS BRAVO	22.279	21	97 M. KAPPLER	21.980
22	58 I. IGLESIAS BRAVO	38.472	22	58 I. IGLESIAS BRAVO	34.860	22	97 M. KAPPLER	22.285	22	16 E. VOCINO	21.991
23	15 A. COPPOLA	38.500	23	22 N. KALININ	34.864	23	52 O. KÖNIG	22.288	23	22 N. KALININ	22.003
24	41 J. JAHNIG	38.513	24	26 M. GENNAI	34.896	24	98 T. BERCOT	22.303	24	41 J. JAHNIG	22.007
25	98 T. BERCOT	38.516	25	41 J. JAHNIG	34.954	25	71 T. EDWARDS	22.313	25	58 I. IGLESIAS BRAVO	22.017
26	30 G. VAN STRAALLEN	38.572	26	52 O. KÖNIG	34.958	26	15 A. COPPOLA	22.347	26	8 M. PEREZ	22.053
27	79 T. ALONSO	38.630	27	16 E. VOCINO	35.019	27	79 T. ALONSO	22.390	27	80 G. MASTROLUCA	22.135
28	23 S. MARKARIAN	38.681	28	97 M. KAPPLER	35.050	28	45 F. MACAN	22.391	28	10 U. ORRADRE	22.206
29	80 G. MASTROLUCA	38.793	29	45 F. MACAN	35.154	29	23 S. MARKARIAN	22.483	29	23 S. MARKARIAN	22.417
30	45 F. MACAN	38.855	30	80 G. MASTROLUCA	35.421	30	80 G. MASTROLUCA	22.580	30	45 F. MACAN	22.605

08/08/2020

These data/results cannot be reproduced, stored and/or transmitted in whole or in part by any manner of electronic, mechanical, photocopying, recording, broadcasting or otherwise now known or herein after developed without the previous express consent by the copyright owner, except for reproduction in daily press and regular printed publications on sale to the public within 60 days of the event related to those data/results and always provided that copyright symbol appears together as follows below.

© DORNA WSBK ORGANIZATION Srl 2020



Official Fuel Supplier

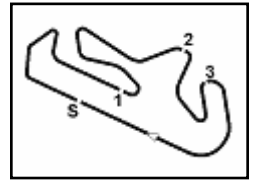


FICR PERUGIA TIMING

Official Tyre Supplier



Official Timekeeper



Portimao 4.592 m

## Motul Portuguese Round, 7 - 9 August 2020

### Ideal Times Tissot Superspole

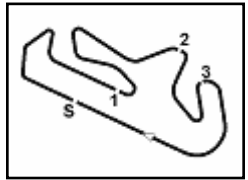
No.	Rider	Nat	Bike	Seg. 1	Seg. 2	Seg. 3	Seg. 4	Ideal Time		
				Diff. 1	Diff. 2	Diff. 3	Diff. 4	Best Lap	Pos.	Diff.
1	<b>61 Y. OKAYA</b>	JPN	Kawasaki Ninja 400	37.806 +0.291	34.399	22.093 +0.081	21.736	<b>1'56.034</b> 1'56.406	1	0.372
2	<b>95 S. DEROUE</b>	NED	Kawasaki Ninja 400	<b>37.794</b>	34.344	22.048 +0.467	21.890	<b>1'56.076</b> 1'56.543	2	0.467
3	<b>8 M. PEREZ</b>	ESP	Kawasaki Ninja 400	37.892 +0.246	<b>34.289</b>	22.059 +0.181	22.053	<b>1'56.293</b> 1'56.720	3	0.427
4	<b>17 K. MEUFFELS</b>	NED	Kawasaki Ninja 400	37.962 +0.209	34.609 +0.268	22.138	<b>21.617</b> +0.241	<b>1'56.326</b> 1'57.044	8	0.718
5	<b>11 A. CARRASCO</b>	ESP	Kawasaki Ninja 400	38.064 +0.121	34.375 +0.103	22.088 +0.110	21.899 +0.199	<b>1'56.426</b> 1'56.959	5	0.533
6	<b>83 M. KAWAKAMI</b>	BRA	Yamaha YZF-R3	38.244	34.296	<b>21.965</b> +0.282	21.974 +0.264	<b>1'56.479</b> 1'57.025	7	0.546
7	<b>69 T. BOOTH-AMOS</b>	GBR	Kawasaki Ninja 400	37.926	34.845	22.051 +0.326	21.834 +0.382	<b>1'56.656</b> 1'57.364	13	0.708
8	<b>54 B. SOFUOGLU</b>	TUR	Yamaha YZF-R3	38.263	34.638 +0.186	22.035	21.844 +0.483	<b>1'56.780</b> 1'57.449	15	0.669
9	<b>46 S. DI SORA</b>	FRA	Kawasaki Ninja 400	38.066	34.681 +0.213	22.208 +0.397	21.856 +0.135	<b>1'56.811</b> 1'57.556	17	0.745
10	<b>48 T. BRIANTI</b>	ITA	Kawasaki Ninja 400	38.004	34.665 +0.012	22.222 +0.068	21.930	<b>1'56.821</b> 1'56.901	4	0.080
11	<b>6 J. BUIS</b>	NED	Kawasaki Ninja 400	38.267	34.699	22.103 +0.006	21.814 +0.122	<b>1'56.883</b> 1'57.011	6	0.128
12	<b>26 M. GENNAI</b>	ITA	Yamaha YZF-R3	38.259 +0.525	34.896 +0.021	22.038	21.755	<b>1'56.948</b> 1'57.494	16	0.546
13	<b>10 U. ORRADRE</b>	ESP	Yamaha YZF-R3	38.187	34.404 +0.270	22.169 +0.053	22.206 +0.106	<b>1'56.966</b> 1'57.395	14	0.429
14	<b>2 A. CARRION</b>	ESP	Kawasaki Ninja 400	38.359	34.823	22.061 +0.219	21.723 +0.014	<b>1'56.966</b> 1'57.199	10	0.233
15	<b>52 O. KÖNIG</b>	CZE	KTM RC 390 R	38.066	34.958	22.288	21.758	<b>1'57.070</b> 1'57.070	9	
16	<b>71 T. EDWARDS</b>	AUS	Kawasaki Ninja 400	38.189 +0.053	34.676	22.313	21.908 +0.078	<b>1'57.086</b> 1'57.217	11	0.131
17	<b>22 N. KALININ</b>	UKR	Kawasaki Ninja 400	38.338 +0.113	34.864 +0.247	21.977	22.003 +0.194	<b>1'57.182</b> 1'57.736	19	0.554
18	<b>88 B. IERACI</b>	ITA	Kawasaki Ninja 400	38.264 +0.342	34.857	22.242	21.823 +0.269	<b>1'57.186</b> 1'57.797	22	0.611
19	<b>87 T. KAWAKAMI</b>	BRA	Yamaha YZF-R3	38.465 +0.060	34.705	22.264 +0.012	21.770	<b>1'57.204</b> 1'57.276	12	0.072
20	<b>98 T. BERCOT</b>	FRA	Yamaha YZF-R3	38.516	34.697 +0.567	22.303 +0.339	21.795	<b>1'57.311</b> 1'58.217	26	0.906
21	<b>16 E. VOCINO</b>	ITA	Kawasaki Ninja 400	38.234 +0.310	35.019	22.103 +0.163	21.991 +0.130	<b>1'57.347</b> 1'57.950	23	0.603
22	<b>30 G. VAN STRAALLEN</b>	NED	Yamaha YZF-R3	38.572 +0.135	34.745 +0.191	22.087	21.945	<b>1'57.349</b> 1'57.675	18	0.326
23	<b>97 M. KAPPLER</b>	GER	KTM RC 390 R	38.095	35.050	22.285	21.980 +0.353	<b>1'57.410</b> 1'57.763	20	0.353
24	<b>15 A. COPPOLA</b>	ITA	Kawasaki Ninja 400	38.500 +0.191	34.853 +0.031	22.347	21.801 +0.051	<b>1'57.501</b> 1'57.774	21	0.273
25	<b>58 I. IGLESIAS BRAVO</b>	ESP	Kawasaki Ninja 400	38.472 +0.098	34.860 +0.254	22.279 +0.222	22.017 +0.136	<b>1'57.628</b> 1'58.338	27	0.710
26	<b>41 J. JAHNIG</b>	GER	KTM RC 390 R	38.513 +0.421	34.954 +0.003	22.162	22.007 +0.026	<b>1'57.636</b> 1'58.086	25	0.450
27	<b>79 T. ALONSO</b>	POR	Kawasaki Ninja 400	38.630 +0.156	34.819	22.390 +0.093	21.917	<b>1'57.756</b> 1'58.005	24	0.249
28	<b>23 S. MARKARIAN</b>	FRA	Yamaha YZF-R3	38.681 +0.437	34.720	22.483 +0.018	22.417 +0.046	<b>1'58.301</b> 1'58.802	28	0.501
29	<b>80 G. MASTROLUCA</b>	ITA	Kawasaki Ninja 400	38.793 +0.188	35.421	22.580 +0.491	22.135	<b>1'58.929</b> 1'59.608	30	0.679
30	<b>45 F. MACAN</b>	BRA	Yamaha YZF-R3	38.855 +0.185	35.154 +0.028	22.391	22.605	<b>1'59.005</b> 1'59.218	29	0.213
<b>Overall Ideal Time</b>				37.794	34.289	21.965	21.617	<b>1'55.665</b>		

08/08/2020

These data/results cannot be reproduced, stored and/or transmitted in whole or in part by any manner of electronic, mechanical, photocopying, recording, broadcasting or otherwise now known or herein after developed without the previous express consent by the copyright owner, except for reproduction in daily press and regular printed publications on sale to the public within 60 days of the event related to those data/results and always provided that copyright symbol appears together as follows below.

© DORNA WSBK ORGANIZATION Srl 2020





## Motul Portuguese Round, 7 - 9 August 2020

### Chronological Analysis Tissot Superpole

Portimao 4.592 m

1 / 3

1° 61 Y. OKAYA (1'56.406)							
Lap	Seg.1	Seg.2	Seg.3	Seg.4	Lap Time	km/h	Local Time
1		35.173	22.399	21.751			12:22'01.774
2	38.097	<b>34.399</b>	22.174	<b>21.736</b>	<b>1'56.406</b>	<b>216,3</b>	12:23'58.180
3	38.272	34.730	<b>22.093</b>	22.321	1'57.416	207,2	12:25'55.596
4	44.338	36.377	22.781	21.856	2'05.352C	192,8	12:28'00.948
5	<b>37.806</b>	36.784	22.595	29.712	2'06.897P	212,5	12:30'07.845
6	2'39.704	34.916	22.296	21.858	3'58.774P		12:34'06.619
7	38.449	34.730	22.410	21.740	1'57.329	215,0	12:36'03.948

2° 95 S. DEROUÉ (1'56.543)							
Lap	Seg.1	Seg.2	Seg.3	Seg.4	Lap Time	km/h	Local Time
1		35.350	22.436	22.256			12:22'26.014
2	38.738	34.910	22.178	22.117	1'57.943	204,1	12:24'23.957
3	38.250	34.666	22.103	22.239	1'57.258	204,1	12:26'21.215
4	38.322	34.544	24.293	24.264	2'01.423	204,8	12:28'22.638
5	37.885	36.245	24.587	24.122	2'02.839	<b>214,2</b>	12:30'25.477
6	38.151	34.748	24.288	22.942	2'00.129	210,4	12:32'25.606
7	<b>37.794</b>	<b>34.344</b>	22.515	<b>21.890</b>	<b>1'56.543</b>	211,6	12:34'22.149
8	37.966	34.584	<b>22.048</b>	22.249	1'56.847	206,8	12:36'18.996

3° 8 M. PEREZ (1'56.720)							
Lap	Seg.1	Seg.2	Seg.3	Seg.4	Lap Time	km/h	Local Time
1		35.695	22.387	22.560			12:22'31.086
2	38.636	34.752	22.358	22.211	1'57.957	205,2	12:24'29.043
3	37.992	34.844	<b>22.059</b>	22.280	1'57.175	211,6	12:26'26.218
4	38.221	34.761	22.955	23.197	1'59.134	208,8	12:28'25.352
5	<b>37.892</b>	34.689	22.157	28.685	2'03.423	<b>214,2</b>	12:30'28.775
6	38.342	35.052	22.434	22.343	1'58.171	204,8	12:32'26.946
7	38.138	<b>34.289</b>	22.240	<b>22.053</b>	<b>1'56.720</b>	208,8	12:34'23.666
8	37.947	34.357	22.538	27.646	2'02.488	211,2	12:36'26.154

4° 48 T. BRIANTI (1'56.901)							
Lap	Seg.1	Seg.2	Seg.3	Seg.4	Lap Time	km/h	Local Time
1		35.359	22.604	22.014			12:22'31.239
2	38.344	<b>34.665</b>	22.415	22.232	1'57.656	208,4	12:24'28.895
3	39.208	34.797	<b>22.222</b>	21.964	1'58.191	205,6	12:26'27.086
4	<b>38.004</b>	34.677	22.290	<b>21.930</b>	<b>1'56.901</b>	<b>213,7</b>	12:28'23.987
5	38.189	37.649	25.037	24.379	2'05.254	211,2	12:30'29.241
6	38.101	34.993	23.338	23.014	1'59.446	209,6	12:32'28.687
7	38.233	34.797	22.441	22.137	1'57.608	212,1	12:34'26.295
8	38.143	34.584	22.270	22.112	1'57.109C	208,0	12:36'23.404

5° 11 A. CARRASCO (1'56.959)							
Lap	Seg.1	Seg.2	Seg.3	Seg.4	Lap Time	km/h	Local Time
1		34.970	<b>22.088</b>	22.032			12:21'57.760
2	38.611	<b>34.375</b>	24.331	22.890	2'00.207	203,3	12:23'57.967
3	38.188	34.578	27.312	22.188	2'02.266	205,6	12:26'00.233
4	38.185	34.478	22.198	22.098	<b>1'56.959</b>	206,8	12:27'57.192
5	38.449	42.254	25.706	23.448	2'09.857	202,5	12:30'07.049
6	38.395	35.378	23.090	<b>21.899</b>	1'58.762	204,1	12:32'05.811
7	<b>38.064</b>	34.598	22.298	23.253	1'58.213	<b>212,5</b>	12:34'04.024
8	38.384	34.679	22.967	22.206	1'58.236	206,8	12:36'02.260

6° 6 J. BUIS (1'57.011)							
Lap	Seg.1	Seg.2	Seg.3	Seg.4	Lap Time	km/h	Local Time
1		35.422	22.535	22.392			12:22'26.540
2	38.866	34.956	22.173	<b>21.814</b>	1'57.809	205,6	12:24'24.349
3	38.388	34.809	22.336	21.829	1'57.362	206,4	12:26'21.711
4	38.789	34.735	<b>22.103</b>	22.405	1'58.032	204,1	12:28'19.743
5	42.751	35.631	22.446	24.595	2'05.423	197,7	12:30'25.166
6	38.629	34.799	22.130	22.435	1'57.993	198,8	12:32'23.159

7	38.723	35.241	22.625	22.327	1'58.916	200,7	12:34'22.075
8	<b>38.267</b>	<b>34.699</b>	22.109	21.936	<b>1'57.011</b>	<b>206,8</b>	12:36'19.086

7° 83 M. KAWAKAMI (1'57.025)							
Lap	Seg.1	Seg.2	Seg.3	Seg.4	Lap Time	km/h	Local Time
1		36.024	22.644	22.195			12:22'27.186
2	38.381	35.601	22.642	<b>21.974</b>	1'58.598	207,6	12:24'25.784
3	38.387	35.217	<b>21.965</b>	22.092	1'57.661	203,7	12:26'23.445
4	<b>38.244</b>	<b>34.296</b>	22.247	22.238	<b>1'57.025</b>	201,8	12:28'20.470
5	38.906	39.242	24.335	23.581	2'06.064	197,0	12:30'26.534
6	38.317	34.702	21.978	22.056	1'57.053	<b>211,2</b>	12:32'23.587
7	38.464	35.487	26.630	23.198	2'03.779	210,0	12:34'27.366
8	39.454	35.307	22.173	22.485	1'59.419	204,1	12:36'26.785

8° 17 K. MEUFFELS (1'57.044)							
Lap	Seg.1	Seg.2	Seg.3	Seg.4	Lap Time	km/h	Local Time
1		35.381	22.627	21.856			12:22'27.108
2	38.425	35.055	22.297	<b>21.617</b>	1'57.394	<b>213,7</b>	12:24'24.502
3	38.031	34.714	22.260	22.223	1'57.228	211,2	12:26'21.730
4	38.983	34.782	23.707	23.896	2'01.368	206,8	12:28'23.098
5	38.073	35.649	25.586	23.958	2'03.266	210,4	12:30'26.364
6	38.638	35.111	23.789	24.454	2'01.992	209,6	12:32'28.356
7	38.171	34.877	<b>22.138</b>	21.858	<b>1'57.044</b>	209,6	12:34'25.400
8	<b>37.962</b>	<b>34.609</b>	22.499	22.300	1'57.370	210,0	12:36'22.770

9° 52 O. KÖNIG (1'57.070)							
Lap	Seg.1	Seg.2	Seg.3	Seg.4	Lap Time	km/h	Local Time
1		35.290	22.672	21.837			12:22'27.802
2	<b>38.066</b>	<b>34.958</b>	<b>22.288</b>	<b>21.758</b>	<b>1'57.070</b>	<b>218,0</b>	12:24'24.872
3	44.099	35.464	22.502	22.193	2'04.258	215,0	12:26'29.130
4	40.567	36.612	23.440	31.093	2'11.712P	204,8	12:28'40.842
5	4'07.225	35.036	22.353	22.013	5'26.627P		12:34'07.469
6	38.636	35.284	22.560	22.149	1'58.629	209,2	12:36'06.098

10° 2 A. CARRION (1'57.199)							
Lap	Seg.1	Seg.2	Seg.3	Seg.4	Lap Time	km/h	Local Time
1		35.676	22.627	22.183			12:22'31.131
2	38.742	34.914	22.415	<b>21.723</b>	1'57.794	<b>204,8</b>	12:24'28.925
3	38.409	34.882	<b>22.061</b>	22.016	1'57.368	202,5	12:26'26.293
4	<b>38.359</b>	<b>34.823</b>	22.280	21.737	<b>1'57.199</b>	204,5	12:28'23.492
5	39.270	35.758	23.323	24.499	2'02.850	204,1	12:30'26.342
6	40.979	35.780	22.987	22.137	2'01.883C	203,7	12:32'28.225
7	38.571	35.590	22.543	22.327	1'59.031	200,7	12:34'27.256
8	38.957	36.082	23.975	32.946	2'11.960P	201,4	12:36'39.216

11° 71 T. EDWARDS (1'57.217)							
Lap	Seg.1	Seg.2	Seg.3	Seg.4	Lap Time	km/h	Local Time
1		35.320	22.680	22.135			12:22'00.856
2	38.242	<b>34.676</b>	<b>22.313</b>	21.986	<b>1'57.217</b>	<b>210,4</b>	12:23'58.073
3	38.483	34.807			2'02.428	202,5	12:26'00.501
4	<b>38.189</b>	34.870	22.531	<b>21.908</b>	1'57.498	204,1	12:27'57.999
5	38.435	41.719	25.778	23.550	2'09.482	202,9	12:30'07.481
6	38.366	34.794	22.602	22.189	1'57.951	198,8	12:32'05.432
7	40.138	34.931	22.628	22.053	1'59.750	196,3	12:34'05.182
8	38.718	35.127	22.353	<b>21.908</b>	1'58.106	204,8	12:36'03.288

12° 87 T. KAWAKAMI (1'57.276)							
Lap	Seg.1	Seg.2	Seg.3	Seg.4	Lap Time	km/h	Local Time
1		35.999	22.701	21.810			12:22'26.661
2	38.532	35.192	<b>22.264</b>	21.888	1'57.876	204,1	12:24'24.537
3	38.525	<b>34.705</b>	22.276	<b>21.770</b>	<b>1'57.276</b>	<b>207,6</b>	12:26'21.813
4	39.116	35.688	23.344	23.529	2'01.677	198,8	12:28'23.490

08/08/2020 P = Pits In/Out - C = Lap Time Cancelled

These data/results cannot be reproduced, stored and/or transmitted in whole or in part by any manner of electronic, mechanical, photocopying, recording, broadcasting or otherwise now known or herein after developed without the previous express consent by the copyright owner, except for reproduction in daily press and regular printed publications on sale to the public within 60 days of the event related to those data/results and always provided that copyright symbol appears together as follows below.

© DORNA WSBK ORGANIZATION Srl 2020



Official Fuel Supplier

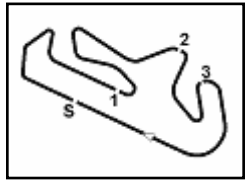


FKR PERUGIA TIMING

Official Tyre Supplier



Official Timekeeper



## Motul Portuguese Round, 7 - 9 August 2020

### Chronological Analysis Tissot Superpole

Portimao 4.592 m

2 / 3

5	38.501	34.753	25.901	23.862	2'03.017	205,2	12:30'26.507
6	39.269	34.868	23.785	24.204	2'02.126	203,3	12:32'28.633
7	<b>38.465</b>	35.421	22.506	22.257	1'58.649	204,8	12:34'27.282
8	38.978	36.425	22.578	22.280	2'00.261	201,4	12:36'27.543

3	38.707	34.936	<b>22.087</b>	<b>21.945</b>	<b>1'57.675</b>	205,2	12:25'56.655
4	43.187	35.062	22.738	22.171	2'03.158	204,8	12:27'59.813
5	38.580	34.948	25.487	23.567	2'02.582	204,8	12:30'02.395
6	41.787	36.428	23.061	22.043	2'03.319C	206,4	12:32'05.714
7	<b>38.572</b>	<b>34.745</b>	22.219	22.448	1'57.984	<b>208,0</b>	12:34'03.698
8	38.932	34.748	22.090	22.760	1'58.530	197,7	12:36'02.228

13° 69 T. BOOTH-AMOS (1'57.364)							
Lap	Seg.1	Seg.2	Seg.3	Seg.4	Lap Time	km/h	Local Time
1		35.706	22.295	22.124			12:22'26.599
2	38.645	34.868	<b>22.051</b>	<b>21.834</b>	1'57.398	203,3	12:24'23.997
3	38.470	34.950	22.275	22.049	1'57.744	201,4	12:26'21.741
4	38.659	34.894	23.487	22.575	1'59.615	209,2	12:28'21.356
5	38.352	36.364			2'04.701	203,7	12:30'26.057
6	<b>37.926</b>	<b>34.845</b>	22.377	22.216	<b>1'57.364</b>	<b>213,7</b>	12:32'23.421
7	38.276	35.060	22.431	22.368	1'58.135	209,2	12:34'21.556
8	38.511	34.878	23.602	32.759	2'09.750P	199,2	12:36'31.306

19° 22 N. KALININ (1'57.736)							
Lap	Seg.1	Seg.2	Seg.3	Seg.4	Lap Time	km/h	Local Time
1		35.477	22.464	22.093			12:22'27.597
2	38.464	35.187	22.258	<b>22.003</b>	1'57.912	<b>210,4</b>	12:24'25.509
3	38.854	35.458	22.195	22.160	1'58.667	206,4	12:26'24.176
4	38.640	35.010	22.688	22.030	1'58.368	204,8	12:28'22.544
5	<b>38.338</b>	35.771	25.015	24.632	2'03.756	210,0	12:30'26.300
6	38.451	35.111	<b>21.977</b>	22.197	<b>1'57.736</b>	210,0	12:32'24.036
7	38.407	<b>34.864</b>	22.632	22.267	1'58.170	206,4	12:34'22.206
8	38.482	34.933	22.777	24.738	2'00.930	208,0	12:36'23.136

14° 10 U. ORRADRE (1'57.395)							
Lap	Seg.1	Seg.2	Seg.3	Seg.4	Lap Time	km/h	Local Time
1		35.290	22.803	24.976			12:22'11.782
2	38.702	34.788	<b>22.169</b>	22.419	1'58.078	199,9	12:24'09.860
3	38.938	36.286			2'13.204	197,7	12:26'23.064
4	38.246	34.549	23.096	23.176	1'59.067	204,1	12:28'22.131
5	38.247	36.093	24.390	25.060	2'03.790	204,5	12:30'25.921
6	<b>38.187</b>	34.674	22.222	22.312	<b>1'57.395</b>	<b>213,3</b>	12:32'23.316
7	38.290	35.708	23.227	<b>22.206</b>	1'59.431	204,8	12:34'22.747
8	38.461	<b>34.404</b>	23.096	24.594	2'00.555	207,6	12:36'23.302

20° 97 M. KAPPLER (1'57.763)							
Lap	Seg.1	Seg.2	Seg.3	Seg.4	Lap Time	km/h	Local Time
1		35.264	22.586	22.202			12:22'01.589
2	39.211	35.096	22.338	<b>21.980</b>	1'58.625	213,7	12:24'00.214
3	<b>38.095</b>	<b>35.050</b>	<b>22.285</b>	<b>22.333</b>	<b>1'57.763</b>	<b>215,4</b>	12:25'57.977
4	39.460	38.478	22.915	22.135	2'02.988	199,6	12:28'00.965
5	38.729	35.545	23.091	22.953	2'00.318	212,9	12:30'01.283
6	42.540	36.346	22.728	22.533	2'04.147	197,4	12:32'05.430
7	39.671	35.184	22.543	22.343	1'59.741	198,5	12:34'05.171
8	39.082	35.262	23.189	22.293	1'59.826	205,2	12:36'04.997

15° 54 B. SOFUOGLU (1'57.449)							
Lap	Seg.1	Seg.2	Seg.3	Seg.4	Lap Time	km/h	Local Time
1		35.545	22.448	21.861			12:21'59.713
2	38.459	35.026	22.218	22.431	1'58.134	208,0	12:23'57.847
3	38.960	34.701	22.295	21.864	1'57.820	204,1	12:25'55.667
4	38.330	35.175	22.148	22.408	1'58.061	202,2	12:27'53.728
5	43.746	37.130	24.472	23.084	2'08.432	201,8	12:30'02.160
6	40.792	38.371	23.399	<b>21.844</b>	2'04.406	209,2	12:32'06.566
7	38.362	<b>34.638</b>	22.459	22.546	1'58.005	<b>209,6</b>	12:34'04.571
8	<b>38.263</b>	34.824	<b>22.035</b>	22.327	<b>1'57.449</b>	202,9	12:36'02.020

21° 15 A. COPPOLA (1'57.774)							
Lap	Seg.1	Seg.2	Seg.3	Seg.4	Lap Time	km/h	Local Time
1		35.432	22.606	22.100			12:22'00.601
2	38.588	<b>34.853</b>	22.692	22.053	1'58.186	<b>209,2</b>	12:23'58.787
3	38.660	34.897	22.253	21.972	1'57.782C	205,6	12:25'56.569
4	43.661	35.321	22.970	21.880	2'03.832	204,5	12:28'00.401
5	<b>38.500</b>	35.280			2'03.493	203,3	12:30'03.894
6	39.646	38.543	23.262	22.117	2'03.568	203,3	12:32'07.462
7	38.691	34.884	<b>22.347</b>	21.852	<b>1'57.774</b>	206,8	12:34'05.236
8	38.515	35.199	22.597	<b>21.801</b>	1'58.112	205,2	12:36'03.348

16° 26 M. GENNAI (1'57.494)							
Lap	Seg.1	Seg.2	Seg.3	Seg.4	Lap Time	km/h	Local Time
1		35.489	22.614	22.376			12:22'01.447
2	38.993	35.031	22.042	21.818	1'57.884	204,1	12:23'59.331
3	38.784	34.917	<b>22.038</b>	<b>21.755</b>	<b>1'57.494</b>	201,8	12:25'56.825
4	43.226	35.406	22.806	21.952	2'03.390	202,9	12:28'00.215
5	<b>38.259</b>	1'02.841	23.859	34.837	2'39.796P	203,7	12:30'40.011
6	2'15.397	42.583	24.148	22.000	3'44.128P	30,7	12:34'24.139
7	38.356	<b>34.896</b>	22.907	22.578	1'58.737	<b>206,8</b>	12:36'22.876

22° 88 B. IERACI (1'57.797)							
Lap	Seg.1	Seg.2	Seg.3	Seg.4	Lap Time	km/h	Local Time
1		36.640	25.746	24.247			12:22'12.344
2	39.012	37.166	22.311	28.882	2'07.371P	211,2	12:24'19.715
3	2'19.937	35.027	23.163	22.049	3'40.176P		12:27'59.891
4	<b>38.264</b>	35.065	25.193	24.530	2'03.052	209,2	12:30'02.943
5	41.770	37.184	23.055	<b>21.823</b>	2'03.832	<b>212,1</b>	12:32'06.775
6	38.606	<b>34.857</b>	<b>22.242</b>	22.092	<b>1'57.797</b>	204,8	12:34'04.572
7	38.478	35.731	22.431	22.127	1'58.767	208,0	12:36'03.339

17° 46 S. DI SORA (1'57.556)							
Lap	Seg.1	Seg.2	Seg.3	Seg.4	Lap Time	km/h	Local Time
1		35.315	<b>22.208</b>	22.360			12:21'59.002
2	38.952	35.634	22.751	21.885	1'59.222C	203,3	12:23'58.224
3	38.565	34.896	22.380	<b>21.856</b>	1'57.697	<b>210,8</b>	12:25'55.921
4	38.613	34.851	22.370	21.907	1'57.741	207,6	12:27'53.662
5	47.446	37.287	26.253	23.291	2'14.277	199,2	12:30'07.939
6	<b>38.066</b>	34.894	22.605	21.991	<b>1'57.556</b>	207,6	12:32'05.495
7	38.579	<b>34.681</b>	22.808	22.078	1'58.146	203,3	12:34'03.641

23° 16 E. VOCINO (1'57.950)							
Lap	Seg.1	Seg.2	Seg.3	Seg.4	Lap Time	km/h	Local Time
1		44.051	29.217	22.363			12:22'28.781
2	38.963	35.233	22.259	22.652	1'59.107	201,0	12:24'27.888
3	39.147	35.593	<b>22.103</b>	22.326	1'59.169	198,5	12:26'27.057
4	38.544	<b>35.019</b>	22.266	22.121	<b>1'57.950</b>	204,8	12:28'25.007
5	38.639	35.164	23.112	24.871	2'01.786	201,8	12:30'26.793
6	38.809	35.394	22.223	22.452	1'58.878	211,2	12:32'25.671
7	38.513	35.270	22.397	<b>21.991</b>	1'58.171	203,7	12:34'23.842
8	<b>38.234</b>	35.167	24.516	22.382	2'00.299	<b>212,1</b>	12:36'24.141

18° 30 G. VAN STRAALLEN (1'57.675)							
Lap	Seg.1	Seg.2	Seg.3	Seg.4	Lap Time	km/h	Local Time
1		35.641	22.462	22.043			12:22'00.196
2	39.459	35.161	22.208	21.956	1'58.784	198,5	12:23'58.980

08/08/2020 P = Pits In/Out - C = Lap Time Cancelled

These data/results cannot be reproduced, stored and/or transmitted in whole or in part by any manner of electronic, mechanical, photocopying, recording, broadcasting or otherwise now known or herein after developed without the previous express consent by the copyright owner, except for reproduction in daily press and regular printed publications on sale to the public within 60 days of the event related to those data/results and always provided that copyright symbol appears together as follows below.

© DORNA WSBK ORGANIZATION Srl 2020



Official Fuel Supplier

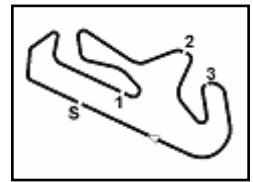


FKR PERGOIA TIMING

Official Tyre Supplier



Official Timekeeper



## Motul Portuguese Round, 7 - 9 August 2020

### Chronological Analysis Tissot Superpole

24° 79 T. ALONSO (1'58.005)								30° 80 G. MASTROLUCA (1'59.608)							
Lap	Seg.1	Seg.2	Seg.3	Seg.4	Lap Time	km/h	Local Time	Lap	Seg.1	Seg.2	Seg.3	Seg.4	Lap Time	km/h	Local Time
1		35.407	22.558	21.944			12:21'59.622	1		36.110	26.229	24.287			12:22'12.699
2	<b>38.630</b>	35.389	22.708	21.963	1'58.690	<b>207,6</b>	12:23'58.312	2	38.946	37.138	<b>22.580</b>	29.276	2'07.940P	202,9	12:24'20.639
3	39.975	35.269	<b>22.390</b>	22.009	1'59.643	206,4	12:25'57.955	3	2'12.133	41.802	22.747	22.474	3'39.156P		12:27'59.795
4	39.148	36.172	22.450	22.118	1'59.888	198,8	12:27'57.843	4	<b>38.793</b>	35.469	23.524	23.782	2'01.568	<b>204,1</b>	12:30'01.363
5	38.893	35.150	22.400	22.364	1'58.807	195,6	12:29'56.650	5	39.552	35.546	22.678	22.500	2'00.276	192,5	12:32'01.639
6	45.163	38.612	22.622	22.621	2'09.018	194,9	12:32'05.668	6	39.373	35.540	24.728	23.237	2'02.878	195,9	12:34'04.517
7	38.786	<b>34.819</b>	22.483	<b>21.917</b>	<b>1'58.005</b>	205,2	12:34'03.673	7	38.981	<b>35.421</b>	23.071	<b>22.135</b>	<b>1'59.608</b>	200,3	12:36'04.125
8	39.255	36.313	22.579	22.139	2'00.286	195,2	12:36'03.959								

25° 41 J. JAHNIG (1'58.086)							
Lap	Seg.1	Seg.2	Seg.3	Seg.4	Lap Time	km/h	Local Time
1		35.561	22.826	25.359			12:22'11.959
2	38.934	34.957	<b>22.162</b>	22.033	<b>1'58.086</b>	202,5	12:24'10.045
3	<b>38.513</b>	36.342	28.177	32.631	2'15.663P	203,3	12:26'25.708
4	2'15.224	35.596	22.877	22.455	3'36.152P		12:30'01.860
5	41.498	37.778	23.109	<b>22.007</b>	2'04.392	204,5	12:32'06.252
6	38.658	<b>34.954</b>	22.363	22.440	1'58.415	<b>207,2</b>	12:34'04.667
7	38.563	35.379	22.456	22.169	1'58.567	<b>207,2</b>	12:36'03.234

26° 98 T. BERCOT (1'58.217)							
Lap	Seg.1	Seg.2	Seg.3	Seg.4	Lap Time	km/h	Local Time
1		35.154	22.358	22.193			12:21'59.402
2	38.845	35.155	<b>22.303</b>	22.140	1'58.443	200,7	12:23'57.845
3	39.278	<b>34.697</b>	22.377	21.872	1'58.224	201,4	12:25'56.069
4	43.902	35.142	24.550	22.072	2'05.666	206,0	12:28'01.735
5	38.595	35.428	22.931	22.632	1'59.586	203,7	12:30'01.321
6	39.216	42.029	23.009	21.973	2'06.227	195,2	12:32'07.548
7	39.037	34.981	22.393	22.090	1'58.501	<b>207,6</b>	12:34'06.049
8	<b>38.516</b>	35.264	22.642	<b>21.795</b>	<b>1'58.217</b>	206,8	12:36'04.266

27° 58 I. IGLESIAS BRAVO (1'58.338)							
Lap	Seg.1	Seg.2	Seg.3	Seg.4	Lap Time	km/h	Local Time
1		35.423	23.744	22.643			12:22'01.377
2	39.204	35.054	<b>22.279</b>	22.073	1'58.610	207,6	12:23'59.987
3	38.570	35.114	22.501	22.153	<b>1'58.338</b>	207,2	12:25'58.325
4	39.259	35.855	22.491	22.171	1'59.776	205,6	12:27'58.101
5	<b>38.472</b>	37.029	24.977	24.042	2'04.520	207,2	12:30'02.621
6	38.793	35.172	25.411	25.479	2'04.855	210,0	12:32'07.476
7	38.808	35.424	22.504	<b>22.017</b>	1'58.753	206,8	12:34'06.229
8	38.916	<b>34.860</b>	22.771	22.104	1'58.651C	<b>210,8</b>	12:36'04.880

28° 23 S. MARKARIAN (1'58.802)							
Lap	Seg.1	Seg.2	Seg.3	Seg.4	Lap Time	km/h	Local Time
1		35.263	22.798	24.928			12:22'11.868
2	39.198	35.064	<b>22.483</b>	22.524	1'59.269	197,4	12:24'11.137
3	39.189	37.770	31.232	<b>22.417</b>	2'10.608	199,2	12:26'21.745
4	39.118	<b>34.720</b>	22.501	22.463	<b>1'58.802</b>	204,1	12:28'20.547
5	38.996	36.712	24.053	25.228	2'04.989	197,0	12:30'25.536
6	39.072	34.895	22.682	22.520	1'59.169	201,0	12:32'24.705
7	38.730	34.872	22.842	22.456	1'58.900	202,9	12:34'23.605
8	<b>38.681</b>	34.911	22.930	23.300	1'59.822	<b>208,4</b>	12:36'23.427

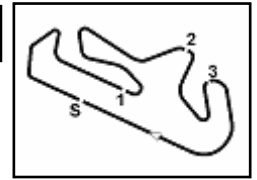
29° 45 F. MACAN (1'59.218)							
Lap	Seg.1	Seg.2	Seg.3	Seg.4	Lap Time	km/h	Local Time
1		35.993	22.691	23.193			12:22'12.948
2	39.014	<b>35.154</b>			2'14.166	<b>205,2</b>	12:24'27.114
3	39.040	35.182	<b>22.391</b>	<b>22.605</b>	<b>1'59.218</b>	198,5	12:26'26.332
4	<b>38.855</b>	35.118	22.415	22.244	1'58.632C	201,8	12:28'24.964

08/08/2020 P = Pits In/Out - C = Lap Time Cancelled

These data/results cannot be reproduced, stored and/or transmitted in whole or in part by any manner of electronic, mechanical, photocopying, recording, broadcasting or otherwise now known or herein after developed without the previous express consent by the copyright owner, except for reproduction in daily press and regular printed publications on sale to the public within 60 days of the event related to those data/results and always provided that copyright symbol appears together as follows below.

© DORNA WSBK ORGANIZATION Srl 2020





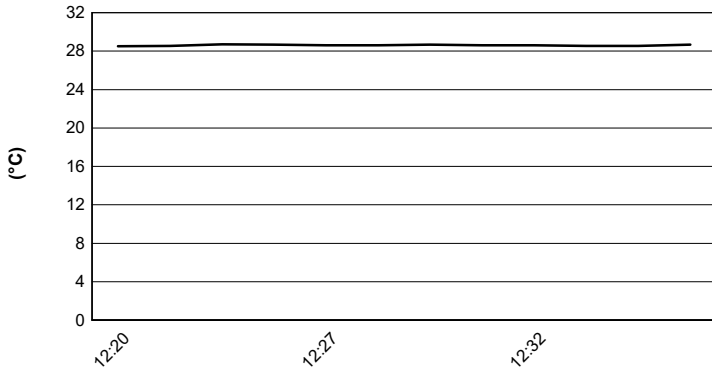
Portimao 4.592 m

## Motul Portuguese Round, 7 - 9 August 2020


### Weather Report Tissot Superpole

Session started 12:20 - Session ended 12:36


#### Air Temperature



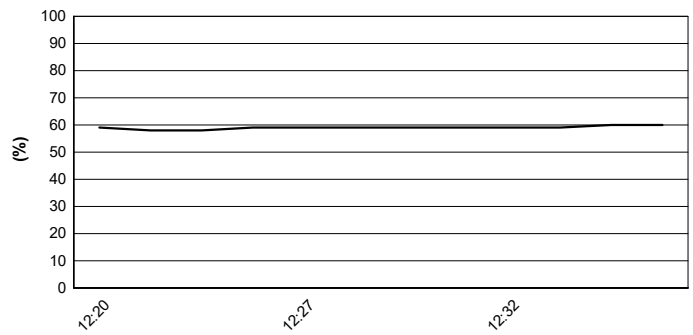
#### Track Temperature



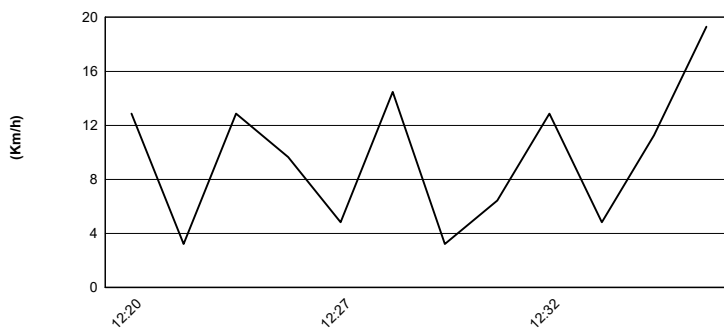
#### Air Pressure



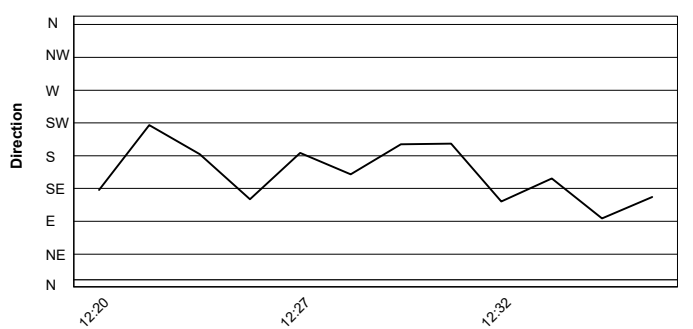
#### Humidity



#### Wind Speed



#### Wind Direction



08/08/2020

These data/results cannot be reproduced, stored and/or transmitted in whole or in part by any manner of electronic, mechanical, photocopying, recording, broadcasting or otherwise now known or herein after developed without the previous express consent by the copyright owner, except for reproduction in daily press and regular printed publications on sale to the public within 60 days of the event related to those data/results and always provided that copyright symbol appears together as follows below.

© DORNA WSBK ORGANIZATION Srl 2020



Official Fuel Supplier



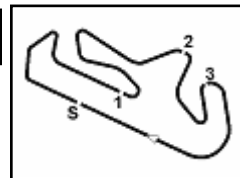
FICR PERUGIA TIMING

Official Tyre Supplier



Official Timekeeper





Portimao 4.592 m

**Motul Portuguese Round, 7 - 9 August 2020**
**Tissot Superpole Ranking**

	2017	2018	2019	2020
<b>01 Circuito de Jerez Ángel Nieto</b>	Garcia (Esp) Yam 1'54.947 (138,5 Km/h)		Steeman (Ned) Ktm 1'52.199 (141,9 Km/h)	Kawakami (Bra) Yam 1'52.265 (141,8 Km/h)
<b>02 Autódromo Internacional do Algarve</b>	Coppola (Ita) Yam 2'00.128 (137,6 Km/h)	Edwards (Aus) Kaw 1'56.877 (141,4 Km/h)	Gonzalez (Esp) Kaw 1'55.345 (143,3 Km/h)	Okaya (Jpn) Kaw 1'56.406 (142,0 Km/h)
<b>03 Motorland Aragón</b>	Deroue (Ned) Kaw 2'12.712 (137,7 Km/h)	Perez (Esp) Kaw 2'07.938 (142,9 Km/h)	Gonzalez (Esp) Kaw 2'06.938 (144,0 Km/h)	
<b>04 Motorland Aragón</b>	Deroue (Ned) Kaw 2'12.712 (137,7 Km/h)	Perez (Esp) Kaw 2'07.938 (142,9 Km/h)	Gonzalez (Esp) Kaw 2'06.938 (144,0 Km/h)	
<b>05 Circuit de Barcelona - Catalunya</b>				
<b>06 Circuit de Nevers Magny-Cours</b>	Muel (Fra) Yam 2'16.866 (116,0 Km/h)	Deroue (Ned) Kaw 1'54.034 (139,3 Km/h)	Deroue (Ned) Kaw 2'01.155 (131,1 Km/h)	
<b>08 Misano World Circuit "Marco Simoncelli"</b>	Perez (Esp) Hon 1'52.490 (135,2 Km/h)	Hendra Pratama (Ina) Yam 1'50.517 (137,7 Km/h)	Gonzalez (Esp) Kaw 1'49.646 (138,8 Km/h)	

**2020**

- 1 M. Kawakami
- 1 Y. Okaya

**ALL TIMES**

- 5 M. Perez
- 3 A. Carrasco
- 3 A. Coppola
- 3 S. Deroue
- 3 M. Gonzalez
- 3 G. Hendra Pratama
- 1 T. Edwards
- 1 M. Garcia
- 1 T. Kawakami
- 1 M. Kawakami
- 1 A. Muel
- 1 Y. Okaya
- 1 B. Sanchez
- 1 V. Steeman

08/08/2020

These data/results cannot be reproduced, stored and/or transmitted in whole or in part by any manner of electronic, mechanical, photocopying, recording, broadcasting or otherwise now known or herein after developed without the previous express consent by the copyright owner, except for reproduction in daily press and regular printed publications on sale to the public within 60 days of the event related to those data/results and always provided that copyright symbol appears together as follows below.

© DORNA WSBK ORGANIZATION Srl 2020



Official Fuel Supplier

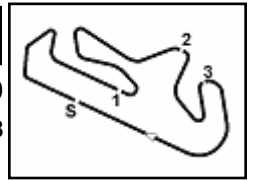


PIRELLI

Official Tyre Supplier


**TISSOT**  
 SWISS WATCHES SINCE 1853

Official Timekeeper



Portimao 4.592 m

**Motul Portuguese Round, 7 - 9 August 2020**  
**Tissot Superpole Award**

	Points	Points From First	Points From Previous	August 2 <b>JEREZ</b>	August 9 <b>PORTIMÃO</b>	August 30 <b>ARAGON 1</b>	September 6 <b>ARAGON 2</b>	September 20 <b>BARCELONA</b>	October 4 <b>MAGNY - COURS</b>	November 8 <b>MISANO</b>									
<b>1 KAWAKAMI</b> Meikon (BRA)	15			12	3														
<b>2 OKAYA</b> Yuta (JPN)	12	3			12														
<b>3 PEREZ</b> Mika (ESP)	11	4	1	4	7														
<b>4 CARRASCO</b> Ana (ESP)	11	4	0	6	5														
<b>5 DEROUE</b> Scott (NED)	9	6	2		9														
<b>6 ORRADRE</b> Unai (ESP)	9	6	0	9															
<b>7 BRIANTI</b> Thomas (ITA)	9	6	0	3	6														
<b>8 IERACI</b> Bruno (ITA)	7	8	2	7															
<b>9 DE CANCELLIS</b> Hugo (FRA)	5	10	2	5															
<b>10 BUIS</b> Jeffrey (NED)	4	11	1		4														
<b>11 MEUFFELS</b> Koen (NED)	2	13	2		2														
<b>12 SOFUOGLU</b> Bahattin (TUR)	2	13	0	2															
<b>13 KÖNIG</b> Oliver (CZE)	1	14	1		1														
<b>14 KALININ</b> Nick (UKR)	1	14	0	1															

08/08/2020 Odd points columns: Tissot Superpole Even points columns: Tissot Superpole Race

These data/results cannot be reproduced, stored and/or transmitted in whole or in part by any manner of electronic, mechanical, photocopying, recording, broadcasting or otherwise now known or herein after developed without the previous express consent by the copyright owner, except for reproduction in daily press and regular printed publications on sale to the public within 60 days of the event related to those data/results and always provided that copyright symbol appears together as follows below.

© DORNA WSBK ORGANIZATION Srl 2020

