

Pirelli Estoril Round, 16 - 18 October 2020
Results Race 1

Laps 21 = 87,822 Km - Time of Race 34'13.229 - Avg. 153,981 km/h

Pos	Grid	No. Rider	Nat	Team	Bike	Class	LL	Gap	Rel.	Fastest Lap	Speed	Qualifying	Speed
1	1	54 T. RAZGATLIOGLU	TUR	PATA YAMAHA WorldSBK Official Team	Yamaha YZF R1		21			1'37.258	288,4	1'36.154	286,1
2	4	7 C. DAVIES	GBR	ARUBA.IT Racing - Ducati	Ducati Panigale V4 R		21	3.039	3.039	1'37.226	282,5	1'36.891	277,5
3	3	31 G. GERLOFF	USA	GRT Yamaha WorldSBK Junior Team	Yamaha YZF R1	IND	21	4.220	1.181	1'37.479	276,8	1'36.865	270,7
4	15	1 J. REA	GBR	Kawasaki Racing Team WorldSBK	Kawasaki ZX-10RR		21	9.645	5.425	1'37.268	269,3	1'38.192	262,9
5	2	91 L. HASLAM	GBR	Team HRC	Honda CBR1000RR-R		21	15.732	6.087	1'37.667	273,3	1'36.856	270,0
6	7	22 A. LOWES	GBR	Kawasaki Racing Team WorldSBK	Kawasaki ZX-10RR		21	15.926	0.194	1'37.851	275,4	1'37.028	274,0
7	5	21 M. RINALDI	ITA	Team GOELEVELN	Ducati Panigale V4 R	IND	21	16.205	0.279	1'37.881	262,3	1'36.911	264,2
8	9	12 X. FORES	ESP	Kawasaki Puccetti Racing	Kawasaki ZX-10RR	IND	21	17.842	1.637	1'37.666	264,2	1'37.129	267,4
9	12	76 L. BAZ	FRA	Ten Kate Racing Yamaha	Yamaha YZF R1	IND	21	18.035	0.193	1'37.788	269,3	1'37.307	276,1
10	10	66 T. SYKES	GBR	BMW Motorrad WorldSBK Team	BMW S1000 RR		21	18.404	0.369	1'38.075	268,0	1'37.159	270,7
11	11	94 J. FOLGER	GER	Bonovo Action by MGM Racing	Yamaha YZF R1	IND	21	20.834	2.430	1'38.105	271,3	1'37.175	271,3
12	14	50 E. LAVERTY	IRL	BMW Motorrad WorldSBK Team	BMW S1000 RR		21	30.026	9.192	1'38.652	268,0	1'37.984	271,3
13	16	36 L. MERCADO	ARG	Motocorsa Racing	Ducati Panigale V4 R	IND	21	31.886	1.860	1'38.568	279,6	1'38.367	270,7
14	19	13 T. TAKAHASHI	JPN	MIE Racing HONDA Team	Honda CBR1000RR-R	IND	21	47.164	15.278	1'39.157	278,2	1'38.581	276,8
15	20	51 E. GRANADO	BRA	MIE Racing HONDA Team	Honda CBR1000RR-R	IND	21	48.801	1.637	1'39.102	271,3	1'39.309	259,2
16	18	32 S. MORAIS	POR	ORELAC Racing VERDNATURA	Kawasaki ZX-10RR	IND	21	56.970	8.169	1'39.593	255,0	1'38.379	255,6
17	8	19 A. BAUTISTA	ESP	Team HRC	Honda CBR1000RR-R		21	1'32.677	35.707	1'37.642	274,0	1'37.042	270,7
18	21	84 L. CRESSON	BEL	OUTDO Kawasaki TPR	Kawasaki ZX-10RR	IND	20	1 Lap	1 Lap	1'41.778	274,0	1'40.967	271,3
----- Not Classified -----													
RET	13	64 F. CARICASULO	ITA	GRT Yamaha WorldSBK Junior Team	Yamaha YZF R1	IND	12	9 Laps		1'37.985	258,6	1'37.481	265,4
RET	6	60 M. VAN DER MARK	NED	PATA YAMAHA WorldSBK Official Team	Yamaha YZF R1		7	14 Laps		1'37.200	262,9	1'36.947	271,3
RET	22	45 S. REDDING	GBR	ARUBA.IT Racing - Ducati	Ducati Panigale V4 R		5	16 Laps		1'37.493	259,2		270,7
RET	17	71 M. FERRARI	ITA	Barni Racing Team	Ducati Panigale V4 R	IND	2	19 Laps			234,4	1'38.375	258,0

AIR	Humidity:	67%	Temp:	18°C
TRACK	Condition:	Dry	Temp:	29°C

Records	Pole (SP)	2020	T.Razgatioglu	1'36.154	156,57 Km/h
	All Times (SP)	2020	T.Razgatioglu	1'36.154	156,57 Km/h
Race Fastest Lap	(New Record)	Lap 6	M.van der Mark	1'37.200	154,89 Km/h

LAP LEADERS				
No. Rider	From	To	Laps	Total
54 T. RAZGATLIOGLU	1	21	21	21

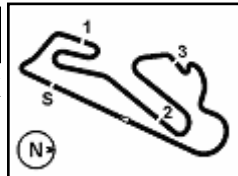
TOTAL LEADER LAPS				
No. Rider	Laps			
1 J. REA	194	22 A. LOWES		3
45 S. REDDING	72	76 L. BAZ		3
21 M. RINALDI	30			
54 T. RAZGATLIOGLU	27			
7 C. DAVIES	17			
60 M. VAN DER MARK	12			
66 T. SYKES	11			

Start 14:00 End 14:36 The results are provisional until the end of the time limit for protests and appeals and the completion of the technical checks.

17/10/2020 14:00 14:36

These data/results cannot be reproduced, stored and/or transmitted in whole or in part by any manner of electronic, mechanical, photocopying, recording, broadcasting or otherwise now known or herein after developed without the previous express consent by the copyright owner, except for reproduction in daily press and regular printed publications on sale to the public within 60 days of the event related to those data/results and always provided that copyright symbol appears together as follows below.

© DORNA WSBK ORGANIZATION Srl 2020



Pirelli Estoril Round, 16 - 18 October 2020 Results Race 1

Race Highlights

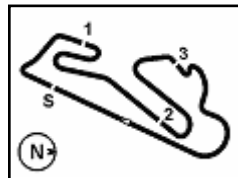
Time	No. Rider	Description
13.58.05		Warm-up Lap Start
14.00.45		Start
14.02.17		No Jump Start
14.04.24	71 Ferrari	Entered Pits
14.06.06	71 Ferrari	Retired
14.10.12	45 Redding	Technical Problem - Turn 5
14.10.57	45 Redding	Not Actively Competing
14.13.24	60 van der Mark	Crashed - Turn 7
14.13.44	60 van der Mark	Not Actively Competing
14.21.49	64 Caricasulo	Crashed - Turn 7
14.22.49	64 Caricasulo	Not Actively Competing
14.23.41		2/3 of Race Distance Completed
14.31.17	19 Bautista	Crashed - Turn 6
14.31.52	19 Bautista	Re-joined
14.35.10		2020 FIM Superbike World Champion: Rea J.
14.36.37		End Of Session

Start End The results are provisional until the end of the time limit for protests and appeals
17/10/2020 14:00 14:36 and the completion of the technical checks.

These data/results cannot be reproduced, stored and/or transmitted in whole or in part by any manner of electronic, mechanical, photocopying, recording, broadcasting or otherwise now known or herein after developed without the previous express consent by the copyright owner, except for reproduction in daily press and regular printed publications on sale to the public within 60 days of the event related to those data/results and always provided that copyright symbol appears together as follows below.

© DORNA WSBK ORGANIZATION Srl 2020





Circuito Estoril 4.182 m

1 / 4

Pirelli Estoril Round, 16 - 18 October 2020

Lap Chart Race 1

Lap																					
	1	2	3	4	5	6	7	8	9	10	11	12	13	14	15	16	17	18	19	20	21
1	54	54	54	54	54	54	54	54	54	54	54	54	54	54	54	54	54	54	54	54	54
2	31	31	31	31	31	31	31	31	1	1	1	7	7	7	7	7	7	7	7	7	7
3	21	21	1	1	1	1	1	1	31	31	7	31	1	31	31	31	31	31	31	31	31
4	91	91	21	21	60	60	60	7	7	7	31	1	31	1	1	1	1	1	1	1	1
5	22	1	91	60	7	7	7	91	91	91	91	19	19	19	19	19	19	19	91	22	91
6	60	60	60	7	21	21	91	22	22	22	19	22	22	22	22	91	91	22	91	22	22
7	1	22	7	91	91	91	22	19	19	19	22	91	21	91	91	91	22	22	21	21	21
8	7	7	22	22	22	22	21	21	12	12	12	21	91	21	21	21	21	21	76	76	12
9	76	76	76	12	76	76	76	12	21	21	12	76	76	76	76	76	76	76	12	12	76
10	66	66	12	76	12	12	19	76	76	76	76	12	12	12	12	12	12	66	66	66	66
11	12	12	66	19	45	19	12	66	66	66	66	66	66	66	66	66	66	66	94	94	94
12	19	19	19	66	19	66	66	64	64	64	64	64	94	94	94	94	94	94	50	50	50
13	94	94	45	45	66	94	64	94	94	94	94	94	50	50	50	50	50	50	36	36	36
14	64	45	94	94	94	64	94	50	50	50	50	36	36	36	36	36	36	36	13	13	13
15	45	64	64	64	64	50	50	36	36	36	36	36	13	13	13	13	13	13	51	51	51
16	50	50	50	50	50	36	36	13	13	13	13	13	51	51	51	51	51	51	32	32	32
17	36	36	36	36	36	13	13	51	51	51	51	51	32	32	32	32	32	32	19	19	19
18	71	32	13	13	13	51	51	32	32	32	32	32	84	84	84	84	84	84	84	84	84
19	32	13	51	51	51	32	32	84	84	84	84	84									
20	13	51	32	32	32	84	84														
21	51	84	84	84	84																
22	84	71																			

Final Result			
1	54	T. RAZGATLIOGLU	Laps 21
2	7	C. DAVIES	3.039
3	31	G. GERLOFF	4.220
4	1	J. REA	9.645
5	91	L. HASLAM	15.732
6	22	A. LOWES	15.926
7	21	M. RINALDI	16.205
8	12	X. FORES	17.842
9	76	L. BAZ	18.035
10	66	T. SYKES	18.404
11	94	J. FOLGER	20.834
12	50	E. LAVERTY	30.026
13	36	L. MERCADO	31.886
14	13	T. TAKAHASHI	47.164
15	51	E. GRANADO	48.801
16	32	S. MORAIS	56.970
17	19	A. BAUTISTA	1'32.677
18	84	L. CRESSON	1 Lap
RET	64	F. CARICASULO	9 Laps
RET	60	M. VAN DER MARK	14 Laps
RET	45	S. REDDING	16 Laps
RET	71	M. FERRARI	19 Laps

17/10/2020

These data/results cannot be reproduced, stored and/or transmitted in whole or in part by any manner of electronic, mechanical, photocopying, recording, broadcasting or otherwise now known or herein after developed without the previous express consent by the copyright owner, except for reproduction in daily press and regular printed publications on sale to the public within 60 days of the event related to those data/results and always provided that copyright symbol appears together as follows below.

© DORNA WSBK ORGANIZATION Srl 2020

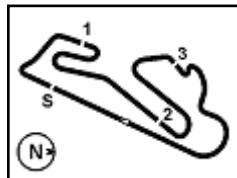
FCR PERUGIA TIMING



Official Tyre Supplier



Official Timekeeper



Circuito Estoril 4.182 m

Pirelli Estoril Round, 16 - 18 October 2020
Lap Chart Race 1

2 / 4

Lap 1

1	54	T.Razgatioglu	1'41.473
2	31	G.Gerloff	0.474
3	21	M.Rinaldi	0.834
4	91	L.Haslam	1.119
5	22	A.Lowes	1.349
6	60	M.van der Mark	1.428
7	1	J.Rea	1.731
8	7	C.Davies	2.155
9	76	L.Baz	2.413
10	66	T.Sykes	2.841
11	12	X.Fores	3.009
12	19	A.Bautista	3.220
13	94	J.Folger	3.670
14	64	F.Caricasulo	3.831
15	45	S.Redding	4.048
16	50	E.Laverty	4.499
17	36	L.Mercado	5.058
18	71	M.Ferrari	5.526
19	32	S.Morais	5.716
20	13	T.Takahashi	5.967
21	51	E.Granado	6.874
22	84	L.Cresson	7.550

Lap 2

1	54	T.Razgatioglu	3'18.769
2	31	G.Gerloff	0.756
3	21	M.Rinaldi	1.698
4	91	L.Haslam	2.136
5	1	J.Rea	2.172
6	60	M.van der Mark	2.341
7	22	A.Lowes	2.619
8	7	C.Davies	2.652
9	76	L.Baz	3.266
10	66	T.Sykes	3.798
11	12	X.Fores	3.810
12	19	A.Bautista	4.071
13	94	J.Folger	4.479
14	45	S.Redding	4.744
15	64	F.Caricasulo	5.062
16	50	E.Laverty	6.137
17	36	L.Mercado	7.303
18	32	S.Morais	8.885
19	13	T.Takahashi	9.024
20	51	E.Granado	9.427
21	84	L.Cresson	12.554
22	71	M.Ferrari	26.084

Lap 3

1	54	T.Razgatioglu	4'56.027
2	31	G.Gerloff	1.353
3	1	J.Rea	2.600
4	21	M.Rinaldi	2.649
5	91	L.Haslam	2.894
6	60	M.van der Mark	3.023
7	7	C.Davies	3.359
8	22	A.Lowes	3.569
9	76	L.Baz	4.128
10	12	X.Fores	4.218
11	66	T.Sykes	4.947
12	19	A.Bautista	4.974
13	45	S.Redding	5.402
14	94	J.Folger	5.761
15	64	F.Caricasulo	5.789
16	50	E.Laverty	7.531
17	36	L.Mercado	8.947
18	13	T.Takahashi	11.417
19	51	E.Granado	12.618
20	32	S.Morais	13.139
21	84	L.Cresson	17.550

Lap 4

1	54	T.Razgatioglu	6'33.457
2	31	G.Gerloff	1.486

3	1	J.Rea	2.670
4	21	M.Rinaldi	3.164
5	60	M.van der Mark	3.251
6	7	C.Davies	3.498
7	91	L.Haslam	4.345
8	22	A.Lowes	4.399
9	12	X.Fores	4.762
10	76	L.Baz	4.941
11	19	A.Bautista	5.516
12	66	T.Sykes	5.925
13	45	S.Redding	6.390
14	94	J.Folger	6.775
15	64	F.Caricasulo	7.087
16	50	E.Laverty	8.781
17	36	L.Mercado	10.622
18	13	T.Takahashi	13.685
19	51	E.Granado	14.787
20	32	S.Morais	15.572
21	84	L.Cresson	22.483

Lap 5

1	54	T.Razgatioglu	8'10.884
2	31	G.Gerloff	1.935
3	1	J.Rea	2.630
4	60	M.van der Mark	3.172
5	7	C.Davies	3.845
6	21	M.Rinaldi	4.431
7	91	L.Haslam	4.825
8	22	A.Lowes	5.191
9	76	L.Baz	5.633
10	12	X.Fores	6.010
11	45	S.Redding	6.456
12	19	A.Bautista	6.728
13	66	T.Sykes	7.113
14	94	J.Folger	7.512
15	64	F.Caricasulo	7.769
16	50	E.Laverty	10.058
17	36	L.Mercado	12.457
18	13	T.Takahashi	16.356
19	51	E.Granado	16.833
20	32	S.Morais	17.738
21	84	L.Cresson	28.037

Lap 6

1	54	T.Razgatioglu	9'48.167
2	31	G.Gerloff	2.319
3	1	J.Rea	2.615
4	60	M.van der Mark	3.089
5	7	C.Davies	3.788
6	21	M.Rinaldi	5.596
7	91	L.Haslam	5.796
8	22	A.Lowes	5.947
9	76	L.Baz	6.590
10	12	X.Fores	7.137
11	19	A.Bautista	7.774
12	66	T.Sykes	8.124
13	94	J.Folger	8.528
14	64	F.Caricasulo	8.763
15	50	E.Laverty	11.564
16	36	L.Mercado	14.231
17	13	T.Takahashi	18.939
18	51	E.Granado	19.238
19	32	S.Morais	20.508
20	84	L.Cresson	33.772

Lap 7

1	54	T.Razgatioglu	11'25.489
2	31	G.Gerloff	2.602
3	1	J.Rea	3.030
4	60	M.van der Mark	3.207
5	7	C.Davies	4.096
6	91	L.Haslam	7.124
7	22	A.Lowes	7.668
8	21	M.Rinaldi	7.771
9	76	L.Baz	8.062

10	19	A.Bautista	8.094
11	12	X.Fores	8.095
12	66	T.Sykes	8.877
13	64	F.Caricasulo	10.183
14	94	J.Folger	10.540
15	50	E.Laverty	12.913
16	36	L.Mercado	15.744
17	13	T.Takahashi	21.289
18	51	E.Granado	21.587
19	32	S.Morais	22.908
20	84	L.Cresson	38.824

Lap 8

1	54	T.Razgatioglu	13'02.790
2	31	G.Gerloff	3.452
3	1	J.Rea	3.476
4	7	C.Davies	4.341
5	91	L.Haslam	8.516
6	22	A.Lowes	8.552
7	19	A.Bautista	9.017
8	21	M.Rinaldi	9.051
9	12	X.Fores	9.597
10	76	L.Baz	9.768
11	66	T.Sykes	10.170
12	64	F.Caricasulo	11.142
13	94	J.Folger	11.511
14	50	E.Laverty	14.323
15	36	L.Mercado	17.363
16	13	T.Takahashi	23.795
17	51	E.Granado	24.168
18	32	S.Morais	25.381
19	84	L.Cresson	44.257

Lap 9

1	54	T.Razgatioglu	14'40.383
2	1	J.Rea	3.465
3	31	G.Gerloff	3.832
4	7	C.Davies	4.256
5	91	L.Haslam	9.053
6	22	A.Lowes	9.057
7	19	A.Bautista	9.238
8	12	X.Fores	10.298
9	21	M.Rinaldi	10.597
10	76	L.Baz	10.920
11	66	T.Sykes	11.072
12	64	F.Caricasulo	11.588
13	94	J.Folger	12.205
14	50	E.Laverty	15.461
15	36	L.Mercado	18.560
16	13	T.Takahashi	25.862
17	51	E.Granado	26.369
18	32	S.Morais	27.692
19	84	L.Cresson	49.032

Lap 10

1	54	T.Razgatioglu	16'17.908
2	1	J.Rea	3.798
3	31	G.Gerloff	4.222
4	7	C.Davies	4.239
5	91	L.Haslam	10.358
6	22	A.Lowes	10.392
7	19	A.Bautista	10.415
8	12	X.Fores	11.045
9	21	M.Rinaldi	11.297
10	76	L.Baz	12.073
11	66	T.Sykes	12.226
12	64	F.Caricasulo	12.661
13	94	J.Folger	12.989
14	50	E.Laverty	16.920
15	36	L.Mercado	20.010
16	13	T.Takahashi	27.741
17	51	E.Granado	28.256
18	32	S.Morais	30.122
19	84	L.Cresson	53.876

Lap 11

1	54	T.Razgatioglu	17'55.330
2	1	J.Rea	4.131
3	7	C.Davies	4.169
4	31	G.Gerloff	4.493
5	91	L.Haslam	11.713
6	19	A.Bautista	11.754
7	22	A.Lowes	11.766
8	12	X.Fores	12.146
9	21	M.Rinaldi	12.198
10	76	L.Baz	12.562
11	66	T.Sykes	13.040
12	64	F.Caricasulo	13.674
13	94	J.Folger	14.116
14	50	E.Laverty	18.256
15	36	L.Mercado	21.466
16	13	T.Takahashi	29.931
17	51	E.Granado	30.965
18	32	S.Morais	32.686
19	84	L.Cresson	58.584

Lap 12

1	54	T.Razgatioglu	19'32.864
2	7	C.Davies	4.304
3	31	G.Gerloff	4.739
4	1	J.Rea	4.798
5	19	A.Bautista	12.012
6	22	A.Lowes	12.489
7	91	L.Haslam	12.546
8	21	M.Rinaldi	12.871
9	12	X.Fores	13.203
10	76	L.Baz	13.476
11	66	T.Sykes	13.805
12	64	F.Caricasulo	14.268
13	94	J.Folger	15.069
14	50	E.Laverty	19.540
15	36	L.Mercado	22.550
16	13	T.Takahashi	32.087
17	51	E.Granado	32.990
18	32	S.Morais	35.000
19	84	L.Cresson	1'03.028

Lap 13

1	54	T.Razgatioglu	21'10.213
2	7	C.Davies	4.617
3	1	J.Rea	5.465
4	31	G.Gerloff	5.582
5	19	A.Bautista	12.710
6	22	A.Lowes	13.347
7	21	M.Rinaldi	13.868
8	91	L.Haslam	13.984
9	76	L.Baz	14.417
10	12	X.Fores	14.607
11	66	T.Sykes	14.935
12	94	J.Folger	15.995
13	50	E.Laverty	21.160
14	36	L.Mercado	24.041
15	13	T.Takahashi	34.460
16	51	E.Granado	35.302
17	32	S.Morais	38.071
18	84	L.Cresson	1'08.533

Lap 14

1	54	T.Razgatioglu	22'47.787
2	7	C.Davies	4.591
3	31	G.Gerloff	5.487
4	1	J.Rea	6.017
5	19	A.Bautista	13.212
6	22	A.Lowes	13.746
7	91	L.Haslam	14.171
8	21	M.Rinaldi	14.499
9	76	L.Baz	15.206
10	12	X.Fores	15.309
11	66	T.Sykes	15.883

17/10/2020

These data/results cannot be reproduced, stored and/or transmitted in whole or in part by any manner of electronic, mechanical, photocopying, recording, broadcasting or otherwise now known or herein after developed without the previous express consent by the copyright owner, except for reproduction in daily press and regular printed publications on sale to the public within 60 days of the event related to those data/results and always provided that copyright symbol appears together as follows below.

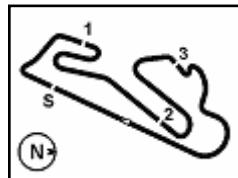
© DORNA WSBK ORGANIZATION Srl 2020

FICR PERUGIA TIMING


Official Tyre Supplier



Official Timekeeper



Circuito Estoril 4.182 m

3 / 4

Pirelli Estoril Round, 16 - 18 October 2020

Lap Chart Race 1

12	94	J.Folger	16.852	6	91	L.Haslam	14.985
13	50	E.Lavery	22.584	7	22	A.Lowes	15.135
14	36	L.Mercado	25.557	8	21	M.Rinaldi	15.966
15	13	T.Takahashi	36.805	9	76	L.Baz	16.624
16	51	E.Granado	37.279	10	12	X.Fores	17.036
17	32	S.Morais	40.880	11	66	T.Sykes	17.945
18	84	L.Cresson	1'13.248	12	94	J.Folger	19.924

Lap 15

1	54	T.Razgatioglu	24'25.516	13	50	E.Lavery	28.026
2	7	C.Davies	4.518	14	36	L.Mercado	29.859
3	31	G.Gerloff	5.509	15	13	T.Takahashi	43.573
4	1	J.Rea	6.149	16	51	E.Granado	44.129
5	19	A.Bautista	13.455	17	32	S.Morais	51.293
6	22	A.Lowes	13.868	18	84	L.Cresson	1'30.741

Lap 19

1	54	T.Razgatioglu	30'56.142	12	50	E.Lavery	29.160
2	7	C.Davies	4.623	13	36	L.Mercado	31.128
3	31	G.Gerloff	5.552	14	13	T.Takahashi	45.367
4	1	J.Rea	8.644	15	51	E.Granado	45.958
5	19	A.Bautista	16.037	16	32	S.Morais	53.975
6	22	A.Lowes	16.130	17	19	A.Bautista	1'16.958
7	21	M.Rinaldi	16.218	18	84	L.Cresson	1'35.471
8	76	L.Baz	17.070				
9	12	X.Fores	17.827				
10	66	T.Sykes	18.524				
11	94	J.Folger	20.597				
12	50	E.Lavery	29.160				
13	36	L.Mercado	31.128				
14	13	T.Takahashi	45.367				
15	51	E.Granado	45.958				
16	32	S.Morais	53.975				
17	19	A.Bautista	1'16.958				
18	84	L.Cresson	1'35.471				

Lap 16

1	54	T.Razgatioglu	26'03.152	12	50	E.Lavery	24.848
2	7	C.Davies	4.582	13	36	L.Mercado	27.783
3	31	G.Gerloff	5.425	14	13	T.Takahashi	40.442
4	1	J.Rea	6.494	15	51	E.Granado	41.087
5	19	A.Bautista	13.751	16	32	S.Morais	46.454
6	22	A.Lowes	14.198	17	84	L.Cresson	1'22.391
7	91	L.Haslam	14.257				
8	21	M.Rinaldi	14.920				
9	76	L.Baz	15.512				
10	12	X.Fores	16.122				
11	66	T.Sykes	16.899				
12	94	J.Folger	18.324				
13	50	E.Lavery	24.848				
14	36	L.Mercado	27.783				
15	13	T.Takahashi	40.442				
16	51	E.Granado	41.087				
17	32	S.Morais	46.454				
18	84	L.Cresson	1'22.391				

Lap 20

1	54	T.Razgatioglu	32'34.095	12	50	E.Lavery	30.145
2	7	C.Davies	4.315	13	36	L.Mercado	31.970
3	31	G.Gerloff	5.218	14	13	T.Takahashi	46.817
4	1	J.Rea	9.772	15	51	E.Granado	48.111
5	22	A.Lowes	16.292	16	32	S.Morais	56.104
6	91	L.Haslam	16.353	17	19	A.Bautista	1'24.186
7	21	M.Rinaldi	16.890	18	84	L.Cresson	
8	76	L.Baz	17.933				
9	12	X.Fores	18.211				
10	66	T.Sykes	19.009				
11	94	J.Folger	20.997				
12	50	E.Lavery	30.145				
13	36	L.Mercado	31.970				
14	13	T.Takahashi	46.817				
15	51	E.Granado	48.111				
16	32	S.Morais	56.104				
17	19	A.Bautista	1'24.186				
18	84	L.Cresson					

Lap 21

1	54	T.Razgatioglu	34'13.229	12	50	E.Lavery	30.026
2	7	C.Davies	3.039	13	36	L.Mercado	31.886
3	31	G.Gerloff	4.220	14	13	T.Takahashi	47.164
4	1	J.Rea	9.645	15	51	E.Granado	48.801
5	91	L.Haslam	15.732	16	32	S.Morais	56.970
6	22	A.Lowes	15.926	17	19	A.Bautista	1'32.677
7	21	M.Rinaldi	16.205				
8	12	X.Fores	17.842				
9	76	L.Baz	18.035				
10	66	T.Sykes	18.404				
11	94	J.Folger	20.834				
12	50	E.Lavery	30.026				
13	36	L.Mercado	31.886				
14	13	T.Takahashi	47.164				
15	51	E.Granado	48.801				
16	32	S.Morais	56.970				
17	19	A.Bautista	1'32.677				

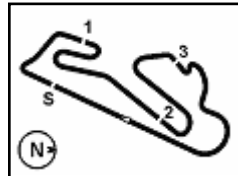
Lap 18

1	54	T.Razgatioglu	29'18.482				
2	7	C.Davies	4.379				
3	31	G.Gerloff	5.514				
4	1	J.Rea	7.865				
5	19	A.Bautista	13.810				

17/10/2020

These data/results cannot be reproduced, stored and/or transmitted in whole or in part by any manner of electronic, mechanical, photocopying, recording, broadcasting or otherwise now known or herein after developed without the previous express consent by the copyright owner, except for reproduction in daily press and regular printed publications on sale to the public within 60 days of the event related to those data/results and always provided that copyright symbol appears together as follows below.

© DORNA WSBK ORGANIZATION Srl 2020



Pirelli Estoril Round, 16 - 18 October 2020

Lap Chart Race 1

Race Pace Comparison

	54 Raz	7 Dav	31 Ger	1 Rea	91 Has	22 Low	21 Rin	12 For	76 Baz	66 Syk	94 Fol	50 Lav	36 Mer	13 Tak
1	1'41.473	1'43.628	1'41.947	1'43.204	1'42.592	1'42.822	1'42.307	1'44.482	1'43.886	1'44.314	1'45.143	1'45.972	1'46.531	1'47.440
2	1'37.296	1'37.793	1'37.578	1'37.737	1'38.313	1'38.566	1'38.160	1'38.097	1'38.149	1'38.253	1'38.105	1'38.934	1'39.541	1'40.353
3	1'37.258	1'37.965	1'37.855	1'37.686	1'38.016	1'38.208	1'38.209	1'37.666	1'38.120	1'38.407	1'38.540	1'38.652	1'38.902	1'39.651
4	1'37.430	1'37.569	1'37.563	1'37.500	1'38.881	1'38.260	1'37.945	1'37.974	1'38.243	1'38.408	1'38.444	1'38.680	1'39.105	1'39.698
5	1'37.427	1'37.774	1'37.876	1'37.387	1'37.907	1'38.219	1'38.694	1'38.675	1'38.119	1'38.615	1'38.164	1'38.704	1'39.262	1'40.098
6	1'37.283	1'37.226	1'37.667	1'37.268	1'38.254	1'38.039	1'38.448	1'38.410	1'38.240	1'38.294	1'38.299	1'38.789	1'39.057	1'39.866
7	1'37.322	1'37.630	1'37.605	1'37.737	1'38.650	1'39.043	1'39.497	1'38.280	1'38.794	1'38.075	1'39.334	1'38.671	1'38.835	1'39.672
8	1'37.301	1'37.546	1'38.151	1'37.747	1'38.693	1'38.185	1'38.581	1'38.803	1'39.007	1'38.594	1'38.272	1'38.711	1'38.920	1'39.807
9	1'37.593	1'37.508	1'37.973	1'37.582	1'38.130	1'38.098	1'39.139	1'38.294	1'38.745	1'38.495	1'38.287	1'38.731	1'38.790	1'39.660
10	1'37.525	1'37.508	1'37.915	1'37.858	1'38.830	1'38.860	1'38.225	1'38.272	1'38.678	1'38.679	1'38.309	1'38.984	1'38.975	1'39.404
11	1'37.422	1'37.352	1'37.693	1'37.755	1'38.777	1'38.796	1'38.323	1'38.523	1'37.911	1'38.236	1'38.549	1'38.758	1'38.878	1'39.612
12	1'37.534	1'37.669	1'37.780	1'38.201	1'38.367	1'38.257	1'38.207	1'38.591	1'38.448	1'38.299	1'38.487	1'38.818	1'38.568	1'39.690
13	1'37.349	1'37.662	1'38.192	1'38.016	1'38.787	1'38.207	1'38.346	1'38.753	1'38.290	1'38.479	1'38.275	1'38.969	1'38.890	1'39.722
14	1'37.574	1'37.548	1'37.479	1'38.126	1'37.761	1'37.973	1'38.205	1'38.276	1'38.363	1'38.522	1'38.431	1'38.998	1'39.090	1'39.919
15	1'37.729	1'37.656	1'37.751	1'37.861	1'37.667	1'37.851	1'37.905	1'38.098	1'37.883	1'38.222	1'38.312	1'38.918	1'38.777	1'39.617
16	1'37.636	1'37.700	1'37.552	1'37.981	1'37.784	1'37.966	1'37.881	1'38.080	1'37.788	1'38.159	1'38.525	1'38.711	1'38.814	1'39.385
17	1'37.636	1'37.469	1'37.769	1'38.181	1'38.027	1'38.266	1'38.176	1'37.939	1'38.322	1'38.127	1'38.456	1'39.602	1'38.811	1'39.157
18	1'37.694	1'37.658	1'37.650	1'38.520	1'38.031	1'38.001	1'38.200	1'38.305	1'38.120	1'38.249	1'38.474	1'38.906	1'38.595	1'39.304
19	1'37.660	1'37.904	1'37.698	1'38.439	1'38.712	1'38.655	1'37.912	1'38.451	1'38.106	1'38.239	1'38.333	1'38.794	1'38.929	1'39.454
20	1'37.953	1'37.645	1'37.619	1'39.081	1'38.269	1'38.115	1'38.625	1'38.337	1'38.816	1'38.438	1'38.353	1'38.938	1'38.795	1'39.403
21	1'39.134	1'37.858	1'38.136	1'39.007	1'38.513	1'38.768	1'38.449	1'38.765	1'39.236	1'38.529	1'38.971	1'39.015	1'39.050	1'39.481

	51 Gra	32 Mor	19 Bau	84 Cre	64 Car	60 vdM	45 Red	71 Fer
1	1'48.347	1'47.189	1'44.693	1'49.023	1'45.304	1'42.901	1'45.521	1'46.999
2	1'39.849	1'40.465	1'38.147	1'42.300	1'38.527	1'38.209	1'37.992	1'57.854
3	1'40.449	1'41.512	1'38.161	1'42.254	1'37.985	1'37.940	1'37.916	
4	1'39.599	1'39.863	1'37.972	1'42.363	1'38.728	1'37.658	1'38.418	
5	1'39.473	1'39.593	1'38.639	1'42.981	1'38.109	1'37.348	1'37.493	
6	1'39.688	1'40.053	1'38.329	1'43.018	1'38.277	1'37.200		
7	1'39.671	1'39.722	1'37.642	1'42.374	1'38.742	1'37.440		
8	1'39.882	1'39.774	1'38.224	1'42.734	1'38.260			
9	1'39.794	1'39.904	1'37.814	1'42.368	1'38.039			
10	1'39.412	1'39.955	1'38.702	1'42.369	1'38.598			
11	1'40.131	1'39.986	1'38.761	1'42.130	1'38.435			
12	1'39.559	1'39.848	1'37.792	1'41.978	1'38.128			
13	1'39.661	1'40.420	1'38.047	1'42.854				
14	1'39.551	1'40.383	1'38.076	1'42.289				
15	1'39.748	1'40.592	1'37.972	1'42.490				
16	1'39.425	1'40.347	1'37.932	1'42.018				
17	1'39.270	1'39.964	1'37.684	1'41.778				
18	1'39.102	1'40.205	1'37.705	1'41.902				
19	1'39.489	1'40.342	2'40.808	1'42.390				
20	1'40.106	1'40.082	1'45.181	1'43.995				
21	1'39.824	1'40.000	1'47.625					

17/10/2020

These data/results cannot be reproduced, stored and/or transmitted in whole or in part by any manner of electronic, mechanical, photocopying, recording, broadcasting or otherwise now known or herein after developed without the previous express consent by the copyright owner, except for reproduction in daily press and regular printed publications on sale to the public within 60 days of the event related to those data/results and always provided that copyright symbol appears together as follows below.

© DORNA WSBK ORGANIZATION Srl 2020

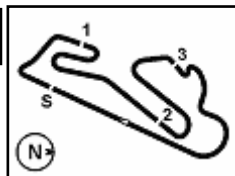
FICR PERUGIA TIMING



Official Tyre Supplier



Official Timekeeper



Circuito Estoril 4.182 m

Pirelli Estoril Round, 16 - 18 October 2020 Best Sectors & Speed Race 1

RESULTS			
1	54 T. RAZGATLIOGLU	Yamaha YZF R1	Laps 21
2	7 C. DAVIES	Ducati Panigale V4 R	3.039
3	31 G. GERLOFF	Yamaha YZF R1	4.220
4	1 J. REA	Kawasaki ZX-10RR	9.645
5	91 L. HASLAM	Honda CBR1000RR-R	15.732
6	22 A. LOWES	Kawasaki ZX-10RR	15.926
7	21 M. RINALDI	Ducati Panigale V4 R	16.205
8	12 X. FORES	Kawasaki ZX-10RR	17.842
9	76 L. BAZ	Yamaha YZF R1	18.035
10	66 T. SYKES	BMW S1000 RR	18.404
11	94 J. FOLGER	Yamaha YZF R1	20.834
12	50 E. LAVERTY	BMW S1000 RR	30.026
13	36 L. MERCADO	Ducati Panigale V4 R	31.886
14	13 T. TAKAHASHI	Honda CBR1000RR-R	47.164
15	51 E. GRANADO	Honda CBR1000RR-R	48.801
16	32 S. MORAIS	Kawasaki ZX-10RR	56.970
17	19 A. BAUTISTA	Honda CBR1000RR-R	1'32.677
18	84 L. CRESSON	Kawasaki ZX-10RR	1 Lap
RET	64 F. CARICASULO	Yamaha YZF R1	9 Laps
RET	60 M. VAN DER MARK	Yamaha YZF R1	14 Laps
RET	45 S. REDDING	Ducati Panigale V4 R	16 Laps
RET	71 M. FERRARI	Ducati Panigale V4 R	19 Laps

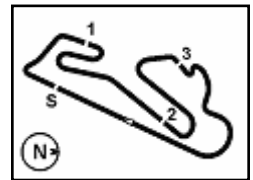
SPEED			
1	54 T. RAZGATLIOGLU	Yamaha YZF R1	288,4
2	7 C. DAVIES	Ducati Panigale V4 R	282,5
3	36 L. MERCADO	Ducati Panigale V4 R	279,6
4	13 T. TAKAHASHI	Honda CBR1000RR-R	278,2
5	31 G. GERLOFF	Yamaha YZF R1	276,8
6	22 A. LOWES	Kawasaki ZX-10RR	275,4
7	84 L. CRESSON	Kawasaki ZX-10RR	274,0
8	19 A. BAUTISTA	Honda CBR1000RR-R	274,0
9	91 L. HASLAM	Honda CBR1000RR-R	273,3
10	51 E. GRANADO	Honda CBR1000RR-R	271,3
11	94 J. FOLGER	Yamaha YZF R1	271,3
12	76 L. BAZ	Yamaha YZF R1	269,3
13	1 J. REA	Kawasaki ZX-10RR	269,3
14	66 T. SYKES	BMW S1000 RR	268,0
15	50 E. LAVERTY	BMW S1000 RR	268,0
16	12 X. FORES	Kawasaki ZX-10RR	264,2
17	60 M. VAN DER MARK	Yamaha YZF R1	262,9
18	21 M. RINALDI	Ducati Panigale V4 R	262,3
19	45 S. REDDING	Ducati Panigale V4 R	259,2
20	64 F. CARICASULO	Yamaha YZF R1	258,6
21	32 S. MORAIS	Kawasaki ZX-10RR	255,0
22	71 M. FERRARI	Ducati Panigale V4 R	234,4

SEG. 1		SEG. 2		SEG. 3		SEG. 4		
1	7 C. DAVIES	19.569	1	54 T. RAZGATLIOGLU	23.492	1	7 C. DAVIES	30.718
2	19 A. BAUTISTA	19.589	2	45 S. REDDING	23.519	2	1 J. REA	30.785
3	54 T. RAZGATLIOGLU	19.590	3	31 G. GERLOFF	23.535	3	60 M. VAN DER MARK	30.786
4	91 L. HASLAM	19.651	4	1 J. REA	23.544	4	19 A. BAUTISTA	30.873
5	31 G. GERLOFF	19.658	5	60 M. VAN DER MARK	23.565	5	22 A. LOWES	30.924
6	22 A. LOWES	19.705	6	7 C. DAVIES	23.594	6	21 M. RINALDI	30.972
7	1 J. REA	19.754	7	91 L. HASLAM	23.619	7	76 L. BAZ	30.974
8	60 M. VAN DER MARK	19.766	8	21 M. RINALDI	23.647	8	54 T. RAZGATLIOGLU	30.980
9	12 X. FORES	19.789	9	12 X. FORES	23.647	9	31 G. GERLOFF	30.985
10	45 S. REDDING	19.807	10	76 L. BAZ	23.648	10	12 X. FORES	30.992
11	94 J. FOLGER	19.813	11	64 F. CARICASULO	23.669	11	91 L. HASLAM	31.014
12	21 M. RINALDI	19.838	12	94 J. FOLGER	23.669	12	45 S. REDDING	31.046
13	76 L. BAZ	19.858	13	66 T. SYKES	23.727	13	64 F. CARICASULO	31.061
14	66 T. SYKES	19.864	14	19 A. BAUTISTA	23.729	14	66 T. SYKES	31.173
15	36 L. MERCADO	19.873	15	22 A. LOWES	23.743	15	94 J. FOLGER	31.228
16	64 F. CARICASULO	19.883	16	36 L. MERCADO	23.785	16	50 E. LAVERTY	31.364
17	13 T. TAKAHASHI	19.905	17	50 E. LAVERTY	23.818	17	36 L. MERCADO	31.381
18	50 E. LAVERTY	19.907	18	51 E. GRANADO	23.859	18	13 T. TAKAHASHI	31.444
19	51 E. GRANADO	19.998	19	13 T. TAKAHASHI	24.073	19	32 S. MORAIS	31.538
20	32 S. MORAIS	20.199	20	32 S. MORAIS	24.127	20	51 E. GRANADO	31.638
21	84 L. CRESSON	20.388	21	84 L. CRESSON	24.570	21	71 M. FERRARI	31.937
22	71 M. FERRARI	20.593	22	71 M. FERRARI	24.795	22	84 L. CRESSON	32.333

17/10/2020

These data/results cannot be reproduced, stored and/or transmitted in whole or in part by any manner of electronic, mechanical, photocopying, recording, broadcasting or otherwise now known or herein after developed without the previous express consent by the copyright owner, except for reproduction in daily press and regular printed publications on sale to the public within 60 days of the event related to those data/results and always provided that copyright symbol appears together as follows below.

© DORNA WSBK ORGANIZATION Srl 2020



Pirelli Estoril Round, 16 - 18 October 2020 Chronological Analysis Race 1

Circuito Estoril 4.182 m

Start at 14:00'42.706

1 / 4

1° 54 T. RAZGATLIOGLU (1'37.258)							
Lap	Seg.1	Seg.2	Seg.3	Seg.4	Lap Time	km/h	Local Time
1		23.628	22.968	31.131	1'41.473	221,7	14:02'24.179
2	19.765	23.544	23.007	30.980	1'37.296	274,0	14:04'01.475
3	19.755	23.573	22.921	31.009	1'37.258	274,7	14:05'38.733
4	19.761	23.562	23.040	31.067	1'37.430	275,4	14:07'16.163
5	19.664	23.536	23.004	31.223	1'37.427	280,3	14:08'53.590
6	19.748	23.492	22.995	31.048	1'37.283	274,7	14:10'30.873
7	19.619	23.609	23.032	31.062	1'37.322	281,7	14:12'08.195
8	19.648	23.602	22.994	31.057	1'37.301	278,9	14:13'45.496
9	19.745	23.656	23.076	31.116	1'37.593	282,5	14:15'23.089
10	19.730	23.579	23.100	31.116	1'37.525	273,4	14:17'00.614
11	19.660	23.625	23.026	31.111	1'37.422	278,2	14:18'38.036
12	19.708	23.604	23.110	31.112	1'37.534	277,5	14:20'15.570
13	19.705	23.542	23.008	31.094	1'37.349	280,3	14:21'52.919
14	19.777	23.600	23.017	31.180	1'37.574	278,2	14:23'30.493
15	19.803	23.586	23.098	31.242	1'37.729	280,3	14:25'08.222
16	19.590	23.675	23.186	31.185	1'37.636	288,4	14:26'45.858
17	19.730	23.670	23.139	31.097	1'37.636	279,6	14:28'23.494
18	19.791	23.617	23.091	31.195	1'37.694	277,5	14:30'01.188
19	19.716	23.635	23.111	31.198	1'37.660	283,2	14:31'38.848
20	19.666	23.720	23.240	31.327	1'37.953	281,7	14:33'16.801
21	19.788	23.760	23.313	32.273	1'39.134	281,0	14:34'55.935
Race Time 34'13.229							

14	19.685	23.609	23.103	31.082	1'37.479	276,8	14:23'35.980
15	19.943	23.586	23.140	31.082	1'37.751	262,3	14:25'13.731
16	19.658	23.662	23.082	31.150	1'37.552	270,7	14:26'51.283
17	19.759	23.657	23.158	31.195	1'37.769	266,7	14:28'29.052
18	19.680	23.620	23.206	31.144	1'37.650	271,3	14:30'06.702
19	19.676	23.729	23.097	31.196	1'37.698	272,0	14:31'44.400
20	19.718	23.627	23.130	31.144	1'37.619	272,7	14:33'22.019
21	19.740	23.645	23.199	31.552	1'38.136	274,7	14:35'00.155
Race Time 34'17.449							

2° 7 C. DAVIES (1'37.226)							
Lap	Seg.1	Seg.2	Seg.3	Seg.4	Lap Time	km/h	Local Time
1		24.267	23.848	30.818	1'43.628	226,2	14:02'26.334
2	20.042	23.883	23.150	30.718	1'37.793	262,3	14:04'04.127
3	20.046	23.778	23.137	31.004	1'37.965	252,7	14:05'42.092
4	19.884	23.719	23.122	30.844	1'37.569	259,2	14:07'19.661
5	19.941	23.676	23.122	31.035	1'37.774	256,2	14:08'57.435
6	19.682	23.601	23.025	30.918	1'37.226	266,7	14:10'34.661
7	19.683	23.620	23.216	31.111	1'37.630	262,3	14:12'12.291
8	19.676	23.597	23.096	31.177	1'37.546	268,7	14:13'49.837
9	19.747	23.718	23.133	30.910	1'37.508	271,3	14:15'27.345
10	19.723	23.594	23.151	31.040	1'37.508	264,2	14:17'04.853
11	19.625	23.664	23.137	30.926	1'37.352	266,1	14:18'42.205
12	19.683	23.661	23.004	31.321	1'37.669	272,0	14:20'19.874
13	19.635	23.788	22.937	31.302	1'37.662	272,7	14:21'57.536
14	19.664	23.661	23.007	31.216	1'37.548	278,9	14:23'35.084
15	19.671	23.730	23.029	31.226	1'37.656	276,1	14:25'12.740
16	19.839	23.760	22.935	31.166	1'37.700	276,8	14:26'50.440
17	19.623	23.684	22.988	31.174	1'37.469	278,2	14:28'27.909
18	19.569	23.826	23.002	31.261	1'37.658	276,8	14:30'05.567
19	19.593	23.849	23.105	31.357	1'37.904	282,5	14:31'43.471
20	19.666	23.666	23.102	31.211	1'37.645	282,5	14:33'21.116
21	19.793	23.742	23.090	31.233	1'37.858	281,0	14:34'58.974
Race Time 34'16.268							

4° 1 J. REA (1'37.268)							
Lap	Seg.1	Seg.2	Seg.3	Seg.4	Lap Time	km/h	Local Time
1		24.086	23.337	30.785	1'43.204	235,9	14:02'25.910
2	19.931	23.676	23.089	31.041	1'37.737	250,4	14:04'03.647
3	19.854	23.668	23.010	31.154	1'37.686	258,0	14:05'41.333
4	19.871	23.581	22.957	31.091	1'37.500	255,6	14:07'18.833
5	19.889	23.556	22.959	30.983	1'37.387	255,0	14:08'56.220
6	19.780	23.544	22.936	31.008	1'37.268	258,0	14:10'33.488
7	19.863	23.917	23.082	30.875	1'37.737	256,2	14:12'11.225
8	20.013	23.673	23.054	31.007	1'37.747	257,4	14:13'48.972
9	19.754	23.691	23.112	31.025	1'37.582	269,3	14:15'26.554
10	19.907	23.635	23.169	31.147	1'37.858	260,4	14:17'04.412
11	19.802	23.713	23.123	31.117	1'37.755	266,7	14:18'42.167
12	19.972	23.726	23.553	30.950	1'38.201	258,0	14:20'20.368
13	19.901	23.804	23.146	31.165	1'38.016	262,9	14:21'58.384
14	19.954	23.843	23.247	31.082	1'38.126	261,7	14:23'36.510
15	19.876	23.753	23.212	31.020	1'37.861	261,0	14:25'14.371
16	19.938	23.747	23.158	31.138	1'37.981	258,6	14:26'52.352
17	19.907	23.748	23.210	31.316	1'38.181	265,4	14:28'30.533
18	19.899	23.786	23.485	31.350	1'38.520	268,0	14:30'09.053
19	19.949	23.807	23.309	31.374	1'38.439	263,5	14:31'47.492
20	20.055	23.928	23.547	31.551	1'39.081	264,2	14:33'26.573
21	20.051	23.934	23.428	31.594	1'39.007	268,0	14:35'05.580
Race Time 34'22.874							

3° 31 G. GERLOFF (1'37.479)							
Lap	Seg.1	Seg.2	Seg.3	Seg.4	Lap Time	km/h	Local Time
1		23.671	23.068	31.066	1'41.947	223,0	14:02'24.653
2	20.013	23.544	23.036	30.985	1'37.578	255,0	14:04'02.231
3	20.053	23.638	23.073	31.091	1'37.855	259,2	14:05'40.086
4	19.744	23.638	23.075	31.106	1'37.563	275,4	14:07'17.649
5	19.900	23.670	23.136	31.170	1'37.876	271,3	14:08'55.525
6	19.784	23.629	23.109	31.145	1'37.667	273,4	14:10'33.192
7	19.714	23.588	23.233	31.070	1'37.605	272,7	14:12'10.797
8	20.271	23.667	23.028	31.185	1'38.151	270,7	14:13'48.948
9	19.922	23.795	23.222	31.034	1'37.973	274,7	14:15'26.921
10	19.927	23.535	23.271	31.182	1'37.915	265,4	14:17'04.836
11	19.882	23.633	23.163	31.015	1'37.693	269,3	14:18'42.529
12	19.806	23.715	23.177	31.082	1'37.780	261,7	14:20'20.309
13	20.072	23.905	23.145	31.070	1'38.192	267,4	14:21'58.501

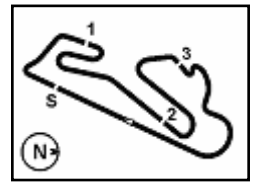
5° 91 L. HASLAM (1'37.667)							
Lap	Seg.1	Seg.2	Seg.3	Seg.4	Lap Time	km/h	Local Time
1		23.878	23.169	31.175	1'42.592	218,1	14:02'25.298
2	20.169	23.794	23.151	31.199	1'38.313	248,7	14:04'03.611
3	20.068	23.676	23.163	31.109	1'38.016	258,0	14:05'41.627
4	20.055	24.231	23.249	31.346	1'38.881	251,5	14:07'20.508
5	19.992	23.648	23.115	31.152	1'37.907	261,7	14:08'58.415
6	19.896	23.795	23.227	31.336	1'38.254	259,2	14:10'36.669
7	19.819	23.894	23.422	31.515	1'38.650	268,0	14:12'15.319
8	19.928	23.817	23.337	31.611	1'38.693	264,2	14:13'54.012
9	20.089	23.734	23.138	31.169	1'38.130	264,8	14:15'32.142
10	19.869	23.965	23.392	31.604	1'38.830	266,7	14:17'10.972
11	20.042	23.937	23.292	31.506	1'38.777	264,8	14:18'49.749
12	20.193	23.822	23.212	31.140	1'38.367	251,5	14:20'28.116
13	19.764	23.659	24.097	31.267	1'38.787	267,4	14:22'06.903
14	19.782	23.619	23.213	31.147	1'37.761	268,7	14:23'44.664
15	19.775	23.629	23.088	31.175	1'37.667	260,4	14:25'22.331
16	19.806	23.769	23.195	31.014	1'37.784	259,8	14:27'00.115
17	19.651	23.973	23.168	31.235	1'38.027	264,8	14:28'38.142
18	19.809	23.646	23.185	31.391	1'38.031	268,0	14:30'16.173
19	19.892	23.748	23.380	31.692	1'38.712	270,7	14:31'54.885
20	19.958	23.824	23.260	31.227	1'38.269	272,0	14:33'33.154
21	19.817	23.923	23.268	31.505	1'38.513	273,4	14:35'11.667
Race Time 34'28.961							

6° 22 A. LOWES (1'37.851)							
Lap	Seg.1	Seg.2	Seg.3	Seg.4	Lap Time	km/h	Local Time
1		24.147	23.082	31.093	1'42.822	230,9	14:02'25.528
2	20.662	23.911	23.069	30.924	1'38.566	242,6	14:04'04.094
3	20.284	23.822	23.105	30.997	1'38.208	246,4	14:05'42.302
4	20.169	23.765	23.113	31.213	1'38.260	240,0	14:07'20.562

17/10/2020 P = Pits In/Out - C = Lap Time Cancelled

These data/results cannot be reproduced, stored and/or transmitted in whole or in part by any manner of electronic, mechanical, photocopying, recording, broadcasting or otherwise now known or herein after developed without the previous express consent by the copyright owner, except for reproduction in daily press and regular printed publications on sale to the public within 60 days of the event related to those data/results and always provided that copyright symbol appears together as follows below.

© DORNA WSBK ORGANIZATION Srl 2020



Pirelli Estoril Round, 16 - 18 October 2020 Chronological Analysis Race 1

Circuito Estoril 4.182 m

Start at 14:00'42.706

2 / 4

Lap	Seg.1	Seg.2	Seg.3	Seg.4	Lap Time	km/h	Local Time
5	20.170	23.841	23.094	31.114	1'38.219	255,6	14:08'58.781
6	19.923	23.831	23.131	31.154	1'38.039	257,4	14:10'36.820
7	20.114	24.098	23.301	31.530	1'39.043	254,4	14:12'15.863
8	19.793	23.813	23.226	31.353	1'38.185	265,4	14:13'54.048
9	19.817	23.811	23.003	31.467	1'38.098	270,7	14:15'32.146
10	20.032	23.992	23.455	31.381	1'38.860	266,1	14:17'11.006
11	20.150	24.011	23.285	31.350	1'38.796	253,8	14:18'49.802
12	19.958	23.801	23.251	31.247	1'38.257	262,9	14:20'28.059
13	19.963	24.059	23.087	31.098	1'38.207	272,0	14:22'06.266
14	19.797	23.943	23.073	31.160	1'37.973	269,3	14:23'44.239
15	19.825	23.743	23.134	31.149	1'37.851	264,2	14:25'22.090
16	19.799	23.850	23.153	31.164	1'37.966	262,9	14:27'00.056
17	19.955	23.913	23.247	31.151	1'38.266	270,7	14:28'38.322
18	19.938	23.761	23.085	31.217	1'38.001	258,0	14:30'16.323
19	19.996	23.745	23.426	31.488	1'38.655	256,8	14:31'54.978
20	19.705	23.768	23.262	31.380	1'38.115	275,4	14:33'33.093
21	20.009	24.056	23.293	31.410	1'38.768	264,2	14:35'11.861
Race Time 34'29.155							

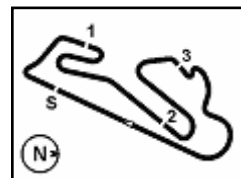
7° 21 M. RINALDI (1'37.881)							
Lap	Seg.1	Seg.2	Seg.3	Seg.4	Lap Time	km/h	Local Time
1		23.784	23.444	31.073	1'42.307	230,9	14:02'25.013
2	20.224	23.736	23.186	31.014	1'38.160	241,6	14:04'03.173
3	20.056	23.777	23.095	31.281	1'38.209	251,5	14:05'41.382
4	20.102	23.647	23.162	31.034	1'37.945	247,6	14:07'19.327
5	20.158	24.014	23.436	31.086	1'38.694	252,7	14:08'58.021
6	19.991	23.823	23.339	31.295	1'38.448	257,4	14:10'36.469
7	20.264	24.047	23.442	31.744	1'39.497	257,4	14:12'15.966
8	20.027	23.873	23.461	31.220	1'38.581	250,9	14:13'54.547
9	20.187	23.842	23.343	31.767	1'39.139	245,9	14:15'33.686
10	19.987	23.785	23.290	31.163	1'38.225	247,6	14:17'11.911
11	19.995	23.931	23.277	31.120	1'38.323	247,0	14:18'50.234
12	20.062	23.864	23.198	31.083	1'38.207	256,8	14:20'28.441
13	19.888	23.945	23.257	31.256	1'38.346	259,8	14:22'06.787
14	20.035	23.792	23.335	31.043	1'38.205	259,8	14:23'44.992
15	19.900	23.657	23.239	31.109	1'37.905	258,6	14:25'22.897
16	19.964	23.701	23.106	31.110	1'37.881	257,4	14:27'00.778
17	19.983	23.774	23.282	31.137	1'38.176	259,2	14:28'38.954
18	19.926	23.834	23.378	31.062	1'38.200	261,0	14:30'17.154
19	19.838	23.824	23.278	30.972	1'37.912	262,3	14:31'55.066
20	20.100	23.964	23.332	31.229	1'38.625	239,0	14:33'33.691
21	19.942	23.919	23.425	31.163	1'38.449	252,1	14:35'12.140
Race Time 34'29.434							

8° 12 X. FORES (1'37.666)							
Lap	Seg.1	Seg.2	Seg.3	Seg.4	Lap Time	km/h	Local Time
1		24.317	23.485	31.334	1'44.482	229,0	14:02'27.188
2	20.000	23.892	23.127	31.078	1'38.097	251,5	14:04'05.285
3	19.789	23.674	23.211	30.992	1'37.666	263,5	14:05'42.951
4	19.915	23.647	23.118	31.294	1'37.974	252,1	14:07'20.925
5	20.481	23.810	23.210	31.174	1'38.675	262,3	14:08'59.600
6	20.067	23.921	23.193	31.229	1'38.410	250,9	14:10'38.010
7	20.128	23.909	23.132	31.111	1'38.280	250,4	14:12'16.290
8	20.340	23.903	23.106	31.454	1'38.803	240,5	14:13'55.093
9	19.853	23.807	23.226	31.408	1'38.294	261,7	14:15'33.387
10	20.007	23.847	23.161	31.257	1'38.272	260,4	14:17'11.659
11	19.983	23.894	23.284	31.362	1'38.523	258,6	14:18'50.182
12	20.239	23.972	23.141	31.239	1'38.591	250,4	14:20'28.773
13	19.899	23.863	23.555	31.436	1'38.753	260,4	14:22'07.526
14	20.128	23.849	23.111	31.188	1'38.276	253,8	14:23'45.802
15	20.094	23.733	23.177	31.094	1'38.098	246,4	14:25'23.900
16	19.976	23.751	23.107	31.246	1'38.080	261,0	14:27'01.980
17	19.858	23.801	23.058	31.222	1'37.939	264,2	14:28'39.919
18	20.039	23.813	23.152	31.301	1'38.305	255,0	14:30'18.224
19	19.916	23.849	23.360	31.326	1'38.451	264,2	14:31'56.675

9° 76 L. BAZ (1'37.788)							
Lap	Seg.1	Seg.2	Seg.3	Seg.4	Lap Time	km/h	Local Time
1		24.141	23.611	30.974	1'43.886	228,1	14:02'26.592
2	20.147	23.684	23.214	31.104	1'38.149	248,7	14:04'04.741
3	20.058	23.758	23.108	31.196	1'38.120	259,2	14:05'42.861
4	20.215	23.788	23.076	31.164	1'38.243	251,5	14:07'21.104
5	20.078	23.782	23.056	31.203	1'38.119	254,4	14:08'59.223
6	20.093	23.803	23.054	31.290	1'38.240	256,2	14:10'37.463
7	19.995	23.888	23.267	31.644	1'38.794	258,0	14:12'16.257
8	20.263	23.763	23.249	31.732	1'39.007	250,9	14:13'55.264
9	20.007	23.680	23.170	31.888	1'38.745	256,2	14:15'34.009
10	20.421	23.687	23.141	31.429	1'38.678	259,2	14:17'12.687
11	19.912	23.648	23.059	31.292	1'37.911	269,3	14:18'50.598
12	20.091	23.881	23.212	31.264	1'38.448	262,3	14:20'29.046
13	19.972	23.706	23.158	31.454	1'38.290	262,9	14:22'07.336
14	19.925	23.769	23.171	31.498	1'38.363	262,9	14:23'45.699
15	19.932	23.667	23.027	31.257	1'37.883	264,8	14:25'23.582
16	19.858	23.667	23.019	31.244	1'37.788	265,4	14:27'01.370
17	20.021	23.906	23.031	31.364	1'38.322	268,0	14:28'39.692
18	19.945	23.747	23.109	31.319	1'38.120	268,0	14:30'17.812
19	20.083	23.682	23.091	31.250	1'38.106	266,7	14:31'55.918
20	20.086	24.155	23.135	31.440	1'38.816	262,3	14:33'34.734
21	20.049	24.050	23.735	31.402	1'39.236	266,7	14:35'13.970
Race Time 34'31.264							

10° 66 T. SYKES (1'38.075)							
Lap	Seg.1	Seg.2	Seg.3	Seg.4	Lap Time	km/h	Local Time
1		24.273	23.523	31.277	1'44.314	231,4	14:02'27.020
2	20.040	23.799	23.220	31.194	1'38.253	255,6	14:04'05.273
3	20.082	23.788	23.274	31.263	1'38.407	261,7	14:05'43.680
4	20.116	23.761	23.298	31.233	1'38.408	246,4	14:07'22.088
5	19.991	23.821	23.432	31.371	1'38.615	258,0	14:09'00.703
6	19.956	23.796	23.288	31.254	1'38.294	257,4	14:10'38.997
7	19.864	23.795	23.192	31.224	1'38.075	264,2	14:12'17.072
8	19.918	23.798	23.239	31.639	1'38.594	265,4	14:13'55.666
9	20.190	23.769	23.363	31.173	1'38.495	258,0	14:15'34.161
10	19.928	23.790	23.300	31.661	1'38.679	260,4	14:17'12.840
11	19.956	23.847	23.225	31.208	1'38.236	250,9	14:18'51.076
12	19.972	23.793	23.334	31.200	1'38.299	256,2	14:20'29.375
13	20.113	23.756	23.309	31.301	1'38.479	257,4	14:22'07.854
14	20.150	23.775	23.375	31.222	1'38.522	249,2	14:23'46.376
15	19.914	23.782	23.301	31.225	1'38.222	263,5	14:25'24.598
16	19.918	23.776	23.177	31.288	1'38.159	263,5	14:27'02.757
17	19.909	23.727	23.223	31.268	1'38.127	268,0	14:28'40.884
18	19.899	23.797	23.204	31.349	1'38.249	261,7	14:30'19.133
19	20.004	23.744	23.180	31.311	1'38.239	262,3	14:31'57.372
20	19.949	23.810	23.346	31.333	1'38.438	261,0	14:33'35.810
21	20.069	23.750	23.363	31.347	1'38.529	262,9	14:35'14.339
Race Time 34'31.633							

11° 94 J. FOLGER (1'38.105)							
Lap	Seg.1	Seg.2	Seg.3	Seg.4	Lap Time	km/h	Local Time
1		24.417	23.777	31.446	1'45.143	222,5	14:02'27.849
2	19.861	23.803	23.213	31.228	1'38.105	256,8	14:04'05.954
3	19.821	23.848	23.315	31.556	1'38.540	261,7	14:05'44.494
4	19.937	23.732	23.205	31.570			



Pirelli Estoril Round, 16 - 18 October 2020

Chronological Analysis Race 1

Circuito Estoril 4.182 m

Start at 14:00'42.706

3 / 4

11	20.055	23.697	23.400	31.397	1'38.549	256,8	14:18'52.152	2	20.512	24.471	23.868	31.502	1'40.353	240,0	14:04'10.499
12	20.010	23.759	23.340	31.378	1'38.487	252,7	14:20'30.639	3	20.133	24.402	23.593	31.523	1'39.651	260,4	14:05'50.150
13	19.894	23.699	23.350	31.332	1'38.275	261,0	14:22'08.914	4	20.074	24.303	23.643	31.678	1'39.698	264,8	14:07'29.848
14	19.892	23.836	23.365	31.338	1'38.431	263,5	14:23'47.345	5	20.134	24.323	23.891	31.750	1'40.098	274,7	14:09'09.946
15	19.892	23.706	23.240	31.474	1'38.312	270,0	14:25'25.657	6	20.035	24.270	23.508	32.053	1'39.866	274,0	14:10'49.812
16	19.974	23.807	23.264	31.480	1'38.525	259,2	14:27'04.182	7	19.948	24.331	23.620	31.773	1'39.672	274,0	14:12'29.484
17	19.974	23.776	23.312	31.394	1'38.456	260,4	14:28'42.638	8	20.021	24.417	23.621	31.748	1'39.807	270,0	14:14'09.291
18	19.919	23.816	23.276	31.463	1'38.474	268,7	14:30'21.112	9	20.248	24.231	23.543	31.638	1'39.660	268,7	14:15'48.951
19	19.813	23.792	23.238	31.490	1'38.333	271,3	14:31'59.445	10	19.937	24.231	23.609	31.627	1'39.404	278,2	14:17'28.355
20	19.900	23.753	23.288	31.412	1'38.353	267,4	14:33'37.798	11	20.057	24.219	23.731	31.605	1'39.612	270,7	14:19'07.967
21	19.951	23.669	23.767	31.584	1'38.971	264,8	14:35'16.769	12	20.052	24.107	23.678	31.853	1'39.690	274,0	14:20'47.657

Race Time 34'34.063

12° 50 E. LAVERTY (1'38.652)							
Lap	Seg.1	Seg.2	Seg.3	Seg.4	Lap Time	km/h	Local Time
1		24.671	23.819	31.605	1'45.972	216,4	14:02'28.678
2	20.214	23.859	23.406	31.455	1'38.934	246,4	14:04'07.612
3	19.975	23.859	23.454	31.364	1'38.652	260,4	14:05'46.264
4	19.990	23.904	23.324	31.462	1'38.680	259,2	14:07'24.944
5	19.930	23.889	23.416	31.469	1'38.704	261,7	14:09'03.648
6	19.923	23.881	23.436	31.549	1'38.789	261,0	14:10'42.437
7	19.943	23.818	23.431	31.479	1'38.671	259,2	14:12'21.108
8	19.908	23.863	23.449	31.491	1'38.711	262,3	14:13'59.819
9	20.130	23.884	23.283	31.434	1'38.731	265,4	14:15'38.550
10	20.064	23.944	23.466	31.510	1'38.984	259,8	14:17'17.534
11	19.952	23.922	23.395	31.489	1'38.758	263,5	14:18'56.292
12	19.910	23.935	23.357	31.616	1'38.818	264,2	14:20'35.110
13	20.106	23.878	23.457	31.528	1'38.969	261,0	14:22'14.079
14	19.907	24.241	23.417	31.433	1'38.998	264,8	14:23'53.077
15	19.962	24.075	23.392	31.489	1'38.918	263,5	14:25'31.995
16	19.921	23.942	23.387	31.461	1'38.711	265,4	14:27'10.706
17	20.430	24.112	23.523	31.537	1'39.602	258,0	14:28'50.308
18	20.000	24.024	23.432	31.450	1'38.906	260,4	14:30'29.214
19	19.994	23.913	23.308	31.579	1'38.794	262,3	14:32'08.008
20	19.914	24.004	23.492	31.528	1'38.938	268,0	14:33'46.946
21	20.032	23.991	23.418	31.574	1'39.015	262,3	14:35'25.961

Race Time 34'43.255

13° 36 L. MERCADO (1'38.568)							
Lap	Seg.1	Seg.2	Seg.3	Seg.4	Lap Time	km/h	Local Time
1		24.608	23.930	31.697	1'46.531	220,3	14:02'29.237
2	20.267	24.107	23.558	31.609	1'39.541	245,3	14:04'08.778
3	20.096	23.821	23.449	31.536	1'38.902	256,2	14:05'47.680
4	20.091	23.914	23.455	31.645	1'39.105	259,2	14:07'26.785
5	20.150	23.970	23.580	31.562	1'39.262	256,8	14:09'06.047
6	20.092	23.937	23.422	31.606	1'39.057	265,4	14:10'45.104
7	19.968	23.892	23.406	31.569	1'38.835	266,7	14:12'23.939
8	20.103	23.845	23.446	31.526	1'38.920	258,0	14:14'02.859
9	19.969	23.927	23.365	31.529	1'38.790	267,4	14:15'41.649
10	20.020	23.821	23.442	31.692	1'38.975	269,3	14:17'20.624
11	20.036	23.885	23.386	31.571	1'38.878	264,8	14:18'59.502
12	19.895	23.822	23.330	31.521	1'38.568	270,0	14:20'38.070
13	20.001	23.844	23.503	31.542	1'38.890	267,4	14:22'16.960
14	20.297	23.865	23.425	31.503	1'39.090	279,6	14:23'56.050
15	19.972	23.910	23.389	31.506	1'38.777	266,1	14:25'34.827
16	19.930	23.829	23.439	31.616	1'38.814	266,1	14:27'13.641
17	19.931	23.967	23.532	31.381	1'38.811	270,7	14:28'52.452
18	19.873	23.833	23.331	31.558	1'38.595	266,7	14:30'31.047
19	20.068	23.906	23.489	31.466	1'38.929	261,0	14:32'09.976
20	19.973	23.785	23.479	31.558	1'38.795	266,7	14:33'48.771
21	20.059	23.883	23.555	31.553	1'39.050	267,4	14:35'27.821

Race Time 34'45.115

14° 13 T. TAKAHASHI (1'39.157)							
Lap	Seg.1	Seg.2	Seg.3	Seg.4	Lap Time	km/h	Local Time
1		25.039	24.262	31.643	1'47.440	212,3	14:02'30.146

14	19.999	24.490	23.895	31.535	1'39.919	273,4	14:24'07.298
15	20.125	24.210	23.699	31.583	1'39.617	268,0	14:25'46.915
16	20.021	24.184	23.736	31.444	1'39.385	273,4	14:27'26.300
17	20.001	24.127	23.495	31.534	1'39.157	272,0	14:29'05.457
18	20.008	24.073	23.724	31.499	1'39.304	277,5	14:30'44.761
19	19.905	24.294	23.789	31.466	1'39.454	278,2	14:32'24.215
20	20.074	24.100	23.636	31.593	1'39.403	270,7	14:34'03.618
21	20.098	24.204	23.509	31.670	1'39.481	272,0	14:35'43.099

Race Time 35'00.393

15° 51 E. GRANADO (1'39.102)							
Lap	Seg.1	Seg.2	Seg.3	Seg.4	Lap Time	km/h	Local Time
1		25.408	24.174	31.756	1'48.347	205,5	14:02'31.053
2	20.283	24.011	23.857	31.698	1'39.849	244,8	14:04'10.902
3	20.354	24.724	23.603	31.768	1'40.449	243,2	14:05'51.351
4	20.323	24.099	23.539	31.638	1'39.599	245,3	14:07'30.950
5	20.262	23.992	23.439	31.780	1'39.473	255,0	14:09'10.423
6	20.265	24.124	23.448	31.851	1'39.688	259,8	14:10'50.111
7	20.226	24.130	23.579	31.736	1'39.671	249,2	14:12'29.782
8	20.203	24.262	23.599	31.818	1'39.882	246,4	14:14'09.664
9	20.248	24.214	23.470	31.862	1'39.794	246,4	14:15'49.458
10	20.130	24.097	23.454	31.731	1'39.412	255,0	14:17'28.870
11	20.075	23.993	23.614	32.449	1'40.131	258,6	14:19'09.001
12	20.242	24.143	23.386	31.788	1'39.559	248,7	14:20'48.560
13	20.218	24.088	23.612	31.743	1'39.661	250,9	14:22'28.221
14	20.092	24.037	23.674	31.748	1'39.551	259,2	14:24'07.772
15	20.216	24.077	23.581	31.874	1'39.748	258,0	14:25'47.520
16	20.079	24.084	23.463	31.799	1'39.425	259,2	14:27'26.945
17	20.101	24.020	23.425	31.724	1'39.270	260,4	14:29'06.215
18	20.097	23.898	23.389	31.718	1'39.102	253,8	14:30'45.317
19	19.998	23.966	23.801	31.724	1'39.489	271,3	14:32'24.806
20	20.064	23.859	24.223	31.960	1'40.106	256,8	14:34'04.912
21	20.236	24.104	23.480	32.004	1'39.824	250,9	14:35'44.736

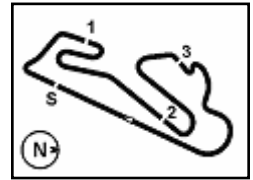
Race Time 35'02.030

16° 32 S. MORAIS (1'39.593)							
Lap	Seg.1	Seg.2	Seg.3	Seg.4	Lap Time	km/h	Local Time
1		24.963	24.014	31.556	1'47.189	222,1	14:02'29.895
2	20.627	24.361	23.875	31.602	1'40.465	242,6	14:04'10.360
3	20.505	24.361	24.975	31.671	1'41.512	241,6	14:05'51.872
4	20.389	24.290	23.646	31.538	1'39.863	236,4	14:07'31.735
5	20.275	24.207	23.555	31.556	1'39.593	243,2	14:09'11.328
6	20.441	24.215	23.727	31.670	1'40.053	248,7	14:10'51.381
7	20.260	24.178	23.612	31.672	1'39.722	250,4	14:12'31.103
8	20.277	24.127	23.779	31.591	1'39.774	246,4	14:14'10.877
9	20.259	24.286	23.702	31.657	1'39.904	246,4	14:15'50.781
10	20.337	24.296	23.598	31.724	1'39.955	245,9	14:17'30.736
11	20.274	24.325	23.652	31.735	1'39.986	248,7	14:19'10.722
12	20.269	24.302	23.526	31.751	1'39.848	247,0	14:20'50.570
13	20.250	24.293	23.939	31.938	1'40.420	248,7	14:22'30.990
14	20.370	24.423	23.760	31.830	1'40.383	241,1	14:24'11.373
15	20.498	24.459	23.857	31.778	1'40.592	244,3	14:25'51.965
16	20.432	24.353	23.791	31.771	1'40.347	246,4	14:27'32.312

17/10/2020 P = Pits In/Out - C = Lap Time Cancelled

These data/results cannot be reproduced, stored and/or transmitted in whole or in part by any manner of electronic, mechanical, photocopying, recording, broadcasting or otherwise now known or herein after developed without the previous express consent by the copyright owner, except for reproduction in daily press and regular printed publications on sale to the public within 60 days of the event related to those data/results and always provided that copyright symbol appears together as follows below.

© DORNA WSBK ORGANIZATION Srl 2020



Pirelli Estoril Round, 16 - 18 October 2020 Chronological Analysis Race 1

Circuito Estoril 4.182 m

Start at 14:00'42.706

4 / 4

17	20.336	24.244	23.636	31.748	1'39.964	246,4	14:29'12.276	9	19.969	23.669	23.122	31.279	1'38.039	256,2	14:15'34.677
18	20.470	24.270	23.643	31.822	1'40.205	244,8	14:30'52.481	10	20.070	23.746	23.322	31.460	1'38.598	255,0	14:17'13.275
19	20.377	24.343	23.808	31.814	1'40.342	244,3	14:32'32.823	11	20.003	23.810	23.333	31.289	1'38.435	256,2	14:18'51.710
20	20.313	24.287	23.665	31.817	1'40.082	242,1	14:34'12.905	12	19.994	23.718	23.198	31.218	1'38.128	252,1	14:20'29.838
21	20.199	24.315	23.714	31.772	1'40.000	255,0	14:35'52.905								Race Time 19'47.132

Race Time 35'10.199

17° 19 A. BAUTISTA (1'37.642)							
Lap	Seg.1	Seg.2	Seg.3	Seg.4	Lap Time	km/h	Local Time
1		24.588	23.475	31.140	1'44.693	222,5	14:02'27.399
2	20.088	23.811	23.265	30.983	1'38.147	247,0	14:04'05.546
3	20.025	23.799	23.329	31.008	1'38.161	253,8	14:05'43.707
4	19.785	23.802	23.303	31.082	1'37.972	263,5	14:07'21.679
5	19.915	23.811	23.455	31.458	1'38.639	258,0	14:09'00.318
6	19.914	23.922	23.343	31.150	1'38.329	252,7	14:10'38.647
7	19.805	23.752	23.212	30.873	1'37.642	261,0	14:12'16.289
8	19.899	23.789	23.425	31.111	1'38.224	256,8	14:13'54.513
9	19.844	23.741	23.277	30.952	1'37.814	261,7	14:15'32.327
10	20.059	23.941	23.452	31.250	1'38.702	254,4	14:17'11.029
11	20.317	24.018	23.274	31.152	1'38.761	252,7	14:18'49.790
12	19.714	23.729	23.190	31.159	1'37.792	262,9	14:20'27.582
13	19.771	23.776	23.136	31.364	1'38.047	267,4	14:22'05.629
14	19.700	23.958	23.264	31.154	1'38.076	268,7	14:23'43.705
15	19.692	23.875	23.174	31.231	1'37.972	270,7	14:25'21.677
16	19.660	23.905	23.130	31.237	1'37.932	267,4	14:26'59.609
17	19.736	23.829	23.037	31.082	1'37.684	274,0	14:28'37.293
18	19.589	23.766	23.168	31.182	1'37.705	272,0	14:30'14.998
19	19.752	23.774	1'23.116	34.166	2'40.808	272,7	14:32'55.806
20	21.271	25.282	25.074	33.554	1'45.181	233,9	14:34'40.987
21	22.819	25.843	25.389	33.574	1'47.625	197,1	14:36'28.612

Race Time 35'45.906

18° 84 L. CRESSON (1'41.778)							
Lap	Seg.1	Seg.2	Seg.3	Seg.4	Lap Time	km/h	Local Time
1		25.257	24.375	32.510	1'49.023	210,6	14:02'31.729
2	20.967	24.770	24.228	32.335	1'42.300	264,8	14:04'14.029
3	20.554	24.873	24.370	32.457	1'42.254	266,1	14:05'56.283
4	20.488	25.054	24.372	32.449	1'42.363	270,7	14:07'38.646
5	20.544	24.999	24.349	33.089	1'42.981	266,7	14:09'21.627
6	20.574	25.029	24.379	33.036	1'43.018	268,0	14:11'04.645
7	20.706	24.901	24.325	32.442	1'42.374	261,0	14:12'47.019
8	20.770	24.922	24.259	32.783	1'42.734	262,9	14:14'29.753
9	20.503	24.994	24.323	32.548	1'42.368	266,1	14:16'12.121
10	20.599	25.048	24.263	32.459	1'42.369	264,8	14:17'54.490
11	20.486	24.824	24.248	32.572	1'42.130	265,4	14:19'36.620
12	20.483	24.570	24.346	32.579	1'41.978	264,8	14:21'18.598
13	20.458	25.047	24.661	32.688	1'42.854	268,0	14:23'01.452
14	20.571	24.801	24.420	32.497	1'42.289	267,4	14:24'43.741
15	20.923	24.999	24.191	32.377	1'42.490	274,0	14:26'26.231
16	20.760	24.805	24.120	32.333	1'42.018	259,8	14:28'08.249
17	20.410	24.769	24.245	32.354	1'41.778	270,7	14:29'50.027
18	20.547	24.725	24.259	32.371	1'41.902	268,7	14:31'31.929
19	20.663	24.757	24.401	32.569	1'42.390	270,7	14:33'14.319
20	20.388	26.554	24.501	32.552	1'43.995	272,0	14:34'58.314

Race Time 34'15.608

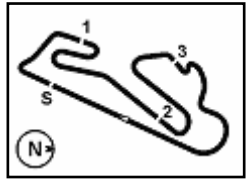
RET 64 F. CARICASULO (1'37.985)							
Lap	Seg.1	Seg.2	Seg.3	Seg.4	Lap Time	km/h	Local Time
1		24.602	23.612	31.433	1'45.304	233,9	14:02'28.010
2	20.059	23.754	23.653	31.061	1'38.527	247,6	14:04'06.537
3	20.006	23.678	23.084	31.217	1'37.985	249,8	14:05'44.522
4	20.136	23.796	23.543	31.253	1'38.728	248,7	14:07'23.250
5	19.883	23.711	23.236	31.279	1'38.109	252,7	14:09'01.359
6	19.999	23.799	23.247	31.232	1'38.277	253,8	14:10'39.636
7	20.021	23.713	23.667	31.341	1'38.742	250,4	14:12'18.378
8	19.977	23.683	23.277	31.323	1'38.260	258,6	14:13'56.638

17/10/2020 P = Pits In/Out - C = Lap Time Cancelled

These data/results cannot be reproduced, stored and/or transmitted in whole or in part by any manner of electronic, mechanical, photocopying, recording, broadcasting or otherwise now known or herein after developed without the previous express consent by the copyright owner, except for reproduction in daily press and regular printed publications on sale to the public within 60 days of the event related to those data/results and always provided that copyright symbol appears together as follows below.

© DORNA WSBK ORGANIZATION Srl 2020





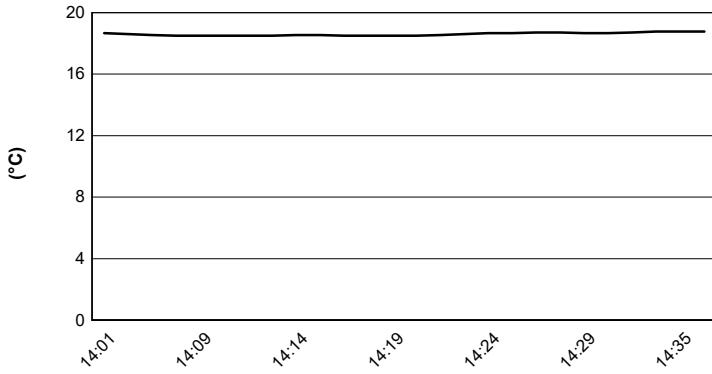
Circuito Estoril 4.182 m

Pirelli Estoril Round, 16 - 18 October 2020

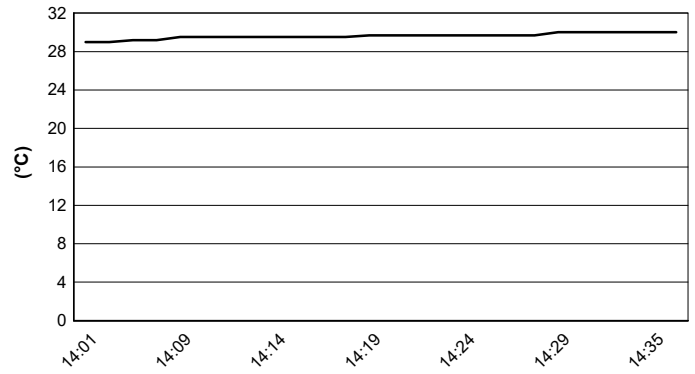
Weather Report Race 1

Session started 14:01 - Session ended 14:36

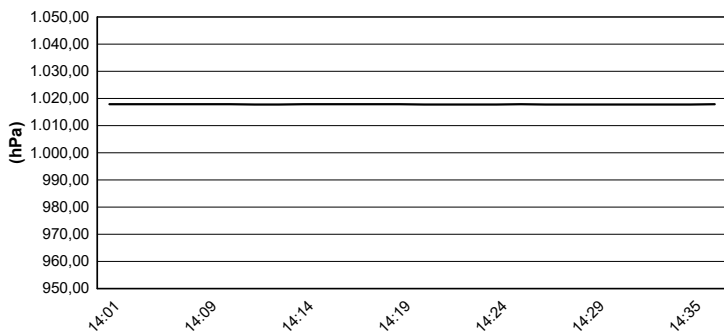
Air Temperature



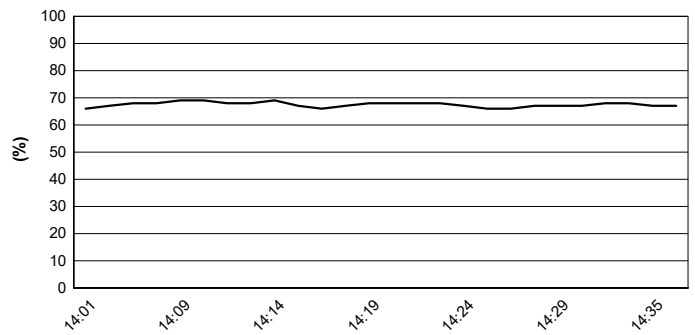
Track Temperature



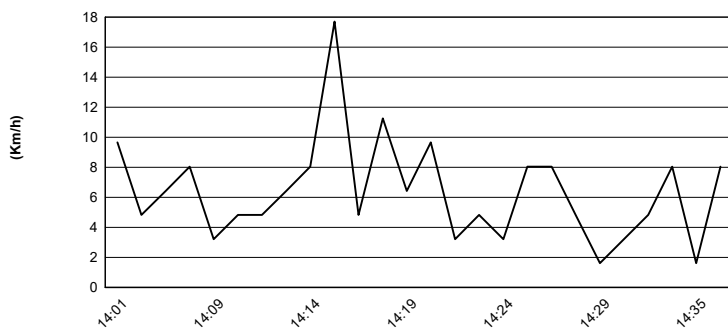
Air Pressure



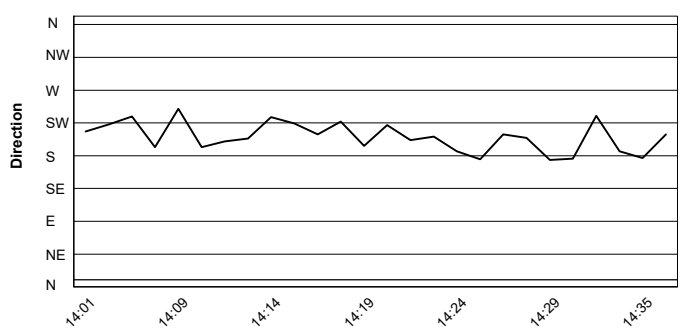
Humidity



Wind Speed



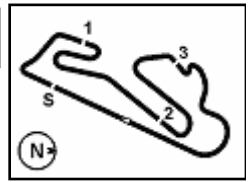
Wind Direction



17/10/2020

These data/results cannot be reproduced, stored and/or transmitted in whole or in part by any manner of electronic, mechanical, photocopying, recording, broadcasting or otherwise now known or herein after developed without the previous express consent by the copyright owner, except for reproduction in daily press and regular printed publications on sale to the public within 60 days of the event related to those data/results and always provided that copyright symbol appears together as follows below.

© DORNA WSBK ORGANIZATION Srl 2020



Circuito Estoril 4.182 m

Pirelli Estoril Round, 16 - 18 October 2020
Manufacturers Standings

	Points	Points From First	Points From Previous	March 1	August 2	August 9	August 30	September 6	September 20	October 4	October 18					
				PHILLIP ISLAND	JEREZ	PORTIMÃO	ARAGON	TERUEL	BARCELONA	MAGNY-COURS	ESTORIL					
1 KAWASAKI	379			20 25 12	20 11 12	25 25 12	16 25 12	20 25 9	25 13 9	25 13 12	13					
2 DUCATI	360	19		16 16 7	25 25 9	11 20 5	25 20 9	25 20 12	20 25 6	13 25 6	20					
3 YAMAHA	302	77	58	25 13 9	16 16 7	20 16 9	11 10 7	13 10 3	13 20 12	20 20 7	25					
4 HONDA	152	227	150	11 10 2	9 8 1	7 11 1	6 16 6	9 13 6	11 7	4 3	11					
5 BMW	95	284	57	7 6 4	1 5 4	8 9 4	4	8 5 1	5 11 1	6	6					
6 APRILIA	4	375	91		4											

17/10/2020 First Line: Race 1 & 2 - Second Line: Tissot Superpole Race

These data/results cannot be reproduced, stored and/or transmitted in whole or in part by any manner of electronic, mechanical, photocopying, recording, broadcasting or otherwise now known or herein after developed without the previous express consent by the copyright owner, except for reproduction in daily press and regular printed publications on sale to the public within 60 days of the event related to those data/results and always provided that copyright symbol appears together as follows below.

© DORNA WSBK ORGANIZATION Srl 2020

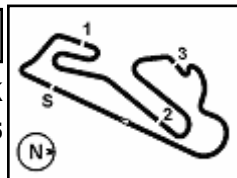
FIGR PERUGIA TIMING



Official Tyre Supplier



Official Timekeeper



Pirelli Estoril Round, 16 - 18 October 2020

Best Laps & Speeds

Circuito Estoril 4.182 m

No.	Rider Bike	Nat	Best Lap		FP1		FP2		FP3		SP		RC1	
			LL	SPD	LL	SPD	LL	SPD	LL	SPD	LL	SPD	LL	SPD
1	54 T. RAZGATLIOGLU Yamaha YZF R1	TUR	1'36.154		1'37.731		1'36.975		1'36.872		1'36.154		1'37.258	
			80	289,9	20	278,1	19	278,1	10	289,9	10	286,1	21	288,3
2	45 S. REDDING Ducati Panigale V4 R	GBR	1'36.770		1'37.181		1'36.886		1'36.770				1'37.493	
			53	286,8	19	281,0	18	286,8	11	274,7			5	259,2
3	91 L. HASLAM Honda CBR1000RR-R	GBR	1'36.856		1'38.664		1'37.883		1'37.662		1'36.856		1'37.667	
			80	275,4	17	274,7	19	275,4	11	270,0	12	270,0	21	273,3
4	31 G. GERLOFF Yamaha YZF R1	USA	1'36.865		1'37.619		1'37.606		1'37.195		1'36.865		1'37.479	
			81	276,7	20	270,6	19	272,6	12	272,0	9	270,6	21	276,7
5	7 C. DAVIES Ducati Panigale V4 R	GBR	1'36.891		1'38.563		1'37.626		1'37.202		1'36.891		1'37.226	
			89	282,4	21	281,0	25	281,0	11	281,0	11	277,4	21	282,4
6	21 M. RINALDI Ducati Panigale V4 R	ITA	1'36.911		1'38.857		1'38.241		1'38.549		1'36.911		1'37.881	
			78	274,7	17	262,9	18	270,6	11	274,7	11	264,1	21	262,2
7	60 M. VAN DER MARK Yamaha YZF R1	NED	1'36.947		1'37.829		1'37.775		1'37.190		1'36.947		1'37.200	
			71	275,4	24	275,4	21	275,4	9	274,0	10	271,3	7	262,9
8	1 J. REA Kawasaki ZX-10RR	GBR	1'36.986		1'37.832		1'37.443		1'36.986		1'38.192		1'37.268	
			72	276,0	18	271,3	21	276,0	11	271,3	1	262,9	21	269,3
9	22 A. LOWES Kawasaki ZX-10RR	GBR	1'37.028		1'38.498		1'37.563		1'37.459		1'37.028		1'37.851	
			84	276,0	19	276,0	22	274,7	11	270,6	11	274,0	21	275,4
10	19 A. BAUTISTA Honda CBR1000RR-R	ESP	1'37.042		1'38.580		1'37.914		1'37.708		1'37.042		1'37.642	
			80	274,0	20	273,3	17	272,6	11	270,0	11	270,6	21	274,0
11	76 L. BAZ Yamaha YZF R1	FRA	1'37.084		1'37.680		1'37.084		1'38.026		1'37.307		1'37.788	
			70	282,4	19	281,0	11	282,4	9	276,0	10	276,0	21	269,3
12	12 X. FORES Kawasaki ZX-10RR	ESP	1'37.129		1'38.801		1'38.266		1'38.272		1'37.129		1'37.666	
			79	277,4	20	268,0	19	274,7	9	277,4	10	267,3	21	264,1
13	66 T. SYKES BMW S1000 RR	GBR	1'37.159		1'38.746		1'37.936		1'37.540		1'37.159		1'38.075	
			79	277,4	20	274,0	17	277,4	11	273,3	10	270,6	21	268,0
14	94 J. FOLGER Yamaha YZF R1	GER	1'37.175		1'38.211		1'37.628		1'37.436		1'37.175		1'38.105	
			80	272,6	18	268,6	19	266,7	11	272,6	11	271,3	21	271,3
15	64 F. CARICASULO Yamaha YZF R1	ITA	1'37.481		1'38.538		1'38.515		1'38.167		1'37.481		1'37.985	
			83	274,0	23	270,6	26	274,0	10	266,7	12	265,4	12	258,5
16	50 E. LAVERTY BMW S1000 RR	IRL	1'37.984		1'38.959		1'38.925		1'38.701		1'37.984		1'38.652	
			81	271,3	20	266,0	19	270,6	9	268,6	12	271,3	21	268,0
17	36 L. MERCADO Ducati Panigale V4 R	ARG	1'38.367		1'40.523		1'39.101		1'39.122		1'38.367		1'38.568	
			80	279,5	18	278,1	22	266,7	7	255,0	12	270,6	21	279,5
18	20 S. BARRIER Ducati Panigale V4 R	FRA	1'38.375		1'39.582		1'38.375		1'39.366		1'39.346			
			46	267,3	16	267,3	20	262,2	9	257,3	1	251,5		
19	71 M. FERRARI Ducati Panigale V4 R	ITA	1'38.375		1'39.297		1'38.766		1'38.791		1'38.375			
			51	270,0	18	264,8	18	270,0	11	266,7	4	257,9		
20	32 S. MORAIS Kawasaki ZX-10RR	POR	1'38.379		1'41.153		1'39.708		1'39.319		1'38.379		1'39.593	
			76	255,5	16	252,6	21	253,2	9	255,0	9	255,5	21	255,0
21	13 T. TAKAHASHI Honda CBR1000RR-R	JPN	1'38.581		1'40.357		1'39.787		1'39.152		1'38.581		1'39.157	
			81	281,7	19	280,3	18	276,7	10	281,7	13	276,7	21	278,1
22	51 E. GRANADO Honda CBR1000RR-R	BRA	1'39.102		1'41.448		1'39.326		1'40.043		1'39.309		1'39.102	
			78	271,3	17	253,2	20	258,5	7	259,2	13	259,2	21	271,3
23	84 L. CRESSON Kawasaki ZX-10RR	BEL	1'40.967		1'43.642		1'42.683		1'42.952		1'40.967		1'41.778	
			82	274,0	21	259,8	20	267,3	9	274,0	12	271,3	20	274,0

17/10/2020

These data/results cannot be reproduced, stored and/or transmitted in whole or in part by any manner of electronic, mechanical, photocopying, recording, broadcasting or otherwise now known or herein after developed without the previous express consent by the copyright owner, except for reproduction in daily press and regular printed publications on sale to the public within 60 days of the event related to those data/results and always provided that copyright symbol appears together as follows below.

© DORNA WSBK ORGANIZATION Srl 2020

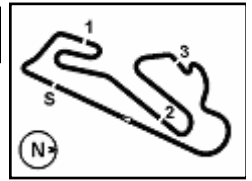
FICR PERUGIA TIMING



Official Tyre Supplier



Official Timekeeper



Pirelli Estoril Round, 16 - 18 October 2020
Pirelli Best Lap Award

	Points	Points From First	Points From Previous	March 1	August 2	August 9	August 30	September 6	September 20	October 4	October 18						
				PHILLIP ISLAND	JEREZ	PORTIMÃO	ARAGON	TERUEL	BARCELONA	MAGNY-COURS	ESTORIL						
1 REA Jonathan (GBR)	7			1	1	1 1	1		1	1							
2 REDDING Scott (GBR)	2	5		1	1												
3 DAVIES Chaz (GBR)	2	5	0				1		1								
4 RINALDI Michael Ruben (ITA)	2	5	0					1 1									
5 VAN DER MARK Michael (NED)	1	6	1								1						
6 BAZ Loris (FRA)	1	6	0							1							

17/10/2020

These data/results cannot be reproduced, stored and/or transmitted in whole or in part by any manner of electronic, mechanical, photocopying, recording, broadcasting or otherwise now known or herein after developed without the previous express consent by the copyright owner, except for reproduction in daily press and regular printed publications on sale to the public within 60 days of the event related to those data/results and always provided that copyright symbol appears together as follows below.

© DORNA WSBK ORGANIZATION Srl 2020

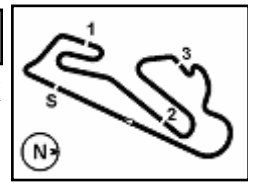
FKR PERUGIA TIMING



Official Tyre Supplier



Official Timekeeper



Pirelli Estoril Round, 16 - 18 October 2020
Hyundai N-spired Award

Circuito Estoril 4.182 m

1 / 2

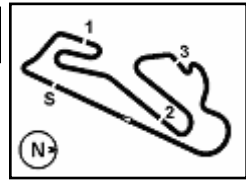
Points	Points From First	Points From Previous	March 1	August 2	August 9	August 30	September 6	September 20	October 4	October 18							
			PHILLIP ISLAND	JEREZ	PORTIMÃO	ARAGON	TERUEL	BARCELONA	MAGNY-COURS	ESTORIL							
1	DAVIES Chaz (GBR)	70	8 10	3 3	2 9	7 3	5	8 3	5 2	2							
2	TAKAHASHI Takumi (JPN)	44	26		5	2 2	7 3	6 5	3	3 3	5						
3	BAUTISTA Alvaro (ESP)	39	31	5	9 8	1 3	3 7	1		5 2							
4	MELANDRI Marco (ITA)	37	33	2		11 10	2 4	5		5							
5	BARRIER Sylvain (FRA)	35	35	2		5	2 4	8 3		6 7							
6	CARICASULO Federico (ITA)	31	39	4			1 6	7 2	2 2	8 1	2						
7	LAVERTY Eugene (IRL)	28	42	3	2			2 3	8 5	1 5		2					
8	VAN DER MARK Michael (NED)	27	43	1	2 1		2 4	3	8 6	1							
9	RINALDI Michael Ruben (ITA)	27	43	0	4	4 8	2 2	1 3	1 1		1						
10	FORES Xavi (ESP)	27	43	0		3 3	2	5 2	2 2	1	6	1					
11	RAZGATLIOGLU Toprak (TUR)	26	44	1	3	2 7		5	2		7						
12	MERCADO Leandro (ARG)	26	44	0		5	2 7	4		5	3						
13	GABELLINI Lorenzo (ITA)	25	45	1		5 3	3 5	6 3									
14	GERLOFF Garrett (USA)	24	46	1	3	4		1	3 4	7 2							
15	LOWES Alex (GBR)	22	48	2	6 3	5 2			3 1		1	1					
16	REDDING Scott (GBR)	22	48	0		1	1 3	2		5 2	5 3						
17	FOLGER Jonas (GER)	17	53	5						9 8							
18	BAZ Loris (FRA)	16	54	1		1			2		6 4	3					
19	REA Jonathan (GBR)	14	56	2					1		2	11					
20	FERRARI Matteo (ITA)	12	58	2					6 6								
21	RAMOS Roman (ESP)	11	59	1				8	3								
22	PONSSON Christophe (FRA)	11	59	0		6	5										
23	HASLAM Leon (GBR)	9	61	2				3	4	2							
24	CAVALIERI Samuele (ITA)	8	62	1						1	3 4						

17/10/2020

These data/results cannot be reproduced, stored and/or transmitted in whole or in part by any manner of electronic, mechanical, photocopying, recording, broadcasting or otherwise now known or herein after developed without the previous express consent by the copyright owner, except for reproduction in daily press and regular printed publications on sale to the public within 60 days of the event related to those data/results and always provided that copyright symbol appears together as follows below.

© DORNA WSBK ORGANIZATION Srl 2020





Pirelli Estoril Round, 16 - 18 October 2020
Hyundai N-spired Award

Circuito Estoril 4.182 m

2 / 2

	Points	Points From First	Points From Previous	March 1	August 2	August 9	August 30	September 6	September 20	October 4	October 18							
				PHILLIP ISLAND	JEREZ	PORTIMÃO	ARAGON	TERUEL	BARCELONA	MAGNY-COURS	ESTORIL							
25 SYKES Tom (GBR)	7	63	1				2		4	1								
26 GRANADO Eric (BRA)	5	65	2								5							
27 SCHEIB Maximilian (CHI)	5	65	0	5														
28 ZANETTI Lorenzo (ITA)	4	66	1						1	3								
29 CRESSON Loris (BEL)	3	67	1								3							
30 MORAIS Sheridan (POR)	2	68	1								2							
31 DEBISE Valentin (FRA)	2	68	0							2								
32 PINSACH Xavier (ESP)	2	68	0							2								
33 CORTESE Sandro (GER)	1	69	1	1														

17/10/2020

These data/results cannot be reproduced, stored and/or transmitted in whole or in part by any manner of electronic, mechanical, photocopying, recording, broadcasting or otherwise now known or herein after developed without the previous express consent by the copyright owner, except for reproduction in daily press and regular printed publications on sale to the public within 60 days of the event related to those data/results and always provided that copyright symbol appears together as follows below.

© DORNA WSBK ORGANIZATION Srl 2020

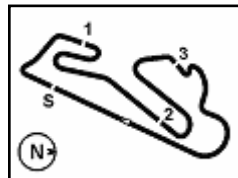
FIK R PERUGIA TIMING



Official Tyre Supplier



Official Timekeeper



Circuito Estoril 4.182 m

Pirelli Estoril Round, 16 - 18 October 2020 Championship Standings

1 / 3

Points	Points From First	Points From Previous	March 1 PHILLIP ISLAND		August 2 JEREZ		August 9 PORTIMÃO		August 30 ARAGON		September 6 TERUEL		September 20 BARCELONA		October 4 MAGNY-COURS		October 18 ESTORIL		
			1	2	1	2	1	2	1	2	1	2	1	2	1	2	1	2	
1	REA Jonathan (GBR)	353	20	10	20	12	25	25	16	25	20	25	25	13	25	13	13		
2	REDDING Scott (GBR)	281	72	16	16	25	25	9	20	25	13	16	20	10	11	25			
3	DAVIES Chaz (GBR)	242	111	8	11	13	20	5	13	20	20	16	16	25	13	16	20		
4	VAN DER MARK Michael (NED)	203	150	13	13	9	9	16	16	11	10	13	10	13	20	7	11		
5	RAZGATLIOGLU Toprak (TUR)	200	153	25	9	16	16	20	8	10	8	11	9	10	10	7	25		
6	LOWES Alex (GBR)	189	164	20	25	7	11	13	6	7	10	11	7	8	16	9	10		
7	RINALDI Michael Ruben (ITA)	175	178	6	1	10	13	11	10	13	11	25	20	9	9	10	9		
8	BAZ Loris (FRA)	142	211	9	8	11	6	10	7	9	4	8	2	6	20	20	7		
9	HASLAM Leon (GBR)	102	251	11	4	6	4	4	3	6	9	9	13	6	7	3	11		
10	BAUTISTA Alvaro (ESP)	99	254	10	10	9	8	7	11	16	6	6	11	4	1				
11	GERLOFF Garrett (USA)	94	259	2	5	6	2	5	6	6	5	6	8	16	8	16			
12	SYKES Tom (GBR)	82	271	7	6	5	8	9	4	4	6	1	11	6	6				
13	FORES Xavi (ESP)	53	300	5	3	3	3	8	5	3	3	3	1	8	8				
14	LAVERTY Eugene (IRL)	51	302	5	1	6	4	2	8	5	5	9	2	4					
15	CARICASULO Federico (ITA)	51	302	4	1	7	7	3	7	7	1	4	5	5					
16	MELANDRI Marco (ITA)	23	330	8	7	2	2	4											
17	MERCADO Leandro (ARG)	21	332	1	6	5							6	3					
18	CORTESE Sandro (GER)	14	339	3	7	2	2												
19	FOLGER Jonas (GER)	14	339										4	5	5				
20	BARRIER Sylvain (FRA)	12	341			1	4							3	4				
21	SCHEIB Maximilian (CHI)	11	342	1	9			1											
22	TAKAHASHI Takumi (JPN)	6	347	5				1	1				2		2				
23	PONSSON Christophe (FRA)	4	349	2	4														
24	RAMOS Roman (ESP)	4	349	0				3	1										
25	FERRARI Matteo (ITA)	4	349	0						2	2								
26	ZANETTI Lorenzo (ITA)	3	350	1										3					

17/10/2020

First Line: Race 1 & 2 - Second Line: Tissot Superpole Race

These data/results cannot be reproduced, stored and/or transmitted in whole or in part by any manner of electronic, mechanical, photocopying, recording, broadcasting or otherwise now known or herein after developed without the previous express consent by the copyright owner, except for reproduction in daily press and regular printed publications on sale to the public within 60 days of the event related to those data/results and always provided that copyright symbol appears together as follows below.

© DORNA WSBK ORGANIZATION Srl 2020

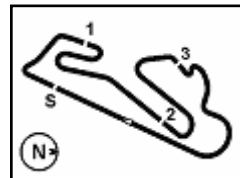
FICR PERUGIA TIMING



Official Tyre Supplier



Official Timekeeper



Circuito Estoril 4.182 m

Pirelli Estoril Round, 16 - 18 October 2020 Championship Standings

2 / 3

	Points	Points From First	Points From Previous	March 1	August 2	August 9	August 30	September 6	September 20	October 4	October 18								
				PHILLIP ISLAND	JEREZ	PORTIMÃO	ARAGON	TERUEL	BARCELONA	MAGNY-COURS	ESTORIL								
27 DEBISE Valentin (FRA)	2	351	1							2									
28 GRANADO Eric (BRA)	1	352	1								1								
29 PINSACH Xavier (ESP)	1	352	0							1									

17/10/2020

First Line: Race 1 & 2 - Second Line: Tissot Superpole Race

These data/results cannot be reproduced, stored and/or transmitted in whole or in part by any manner of electronic, mechanical, photocopying, recording, broadcasting or otherwise now known or herein after developed without the previous express consent by the copyright owner, except for reproduction in daily press and regular printed publications on sale to the public within 60 days of the event related to those data/results and always provided that copyright symbol appears together as follows below.

© DORNA WSBK ORGANIZATION Srl 2020

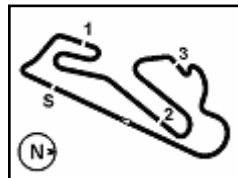
FKR PERUGIA TIMING



Official Tyre Supplier



Official Timekeeper



Pirelli Estoril Round, 16 - 18 October 2020 Championship Standings

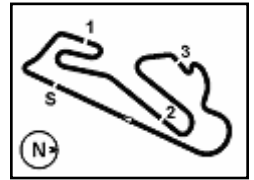
Points	Points From First	Points From Previous	Independent Riders															
			March 1 PHILLIP ISLAND	August 2 JEREZ	August 9 PORTIMÃO	August 30 ARAGON	September 6 TERUEL	September 20 BARCELONA	October 4 MAGNY-COURS	October 18 ESTORIL								
1	RINALDI Michael Ruben (ITA)	175	6 1	10 13	11 10 2	13 11 2	25 20 7	9 4	9 10 3	9								
2	BAZ Loris (FRA)	142 33	9 8 3	11 6	10 7	9 1	4 8	2 6 7	20 20 4	7								
3	GERLOFF Garrett (USA)	94 81 48	2	5 6 2	2 5	6	5 6	8 16 5	8 2	16								
4	FORES Xavi (ESP)	53 122 41	5	3 3	3	8 5	3 3	3 1	8	8								
5	CARICASULO Federico (ITA)	51 124 2	4		1 7	7 3	7 7	1 4	5 5									
6	MELANDRI Marco (ITA)	23 152 28		8 7	2 2		4											
7	MERCADO Leandro (ARG)	21 154 2		1	6 5				6	3								
8	CORTESE Sandro (GER)	14 161 7	3 7	2 2														
9	FOLGER Jonas (GER)	14 161 0						4 5		5								
10	ARRIER Sylvain (FRA)	12 163 2			1 4				3 4									
11	SCHEIB Maximilian (CHI)	11 164 1	1 9			1												
12	TAKAHASHI Takumi (JPN)	6 169 5				1	1	2		2								
13	PONSSON Christophe (FRA)	4 171 2		4														
14	RAMOS Roman (ESP)	4 171 0				3	1											
15	FERRARI Matteo (ITA)	4 171 0					2 2											
16	ZANETTI Lorenzo (ITA)	3 172 1							3									
17	DEBISE Valentin (FRA)	2 173 1								2								
18	GRANADO Eric (BRA)	1 174 1									1							
19	PINSACH Xavier (ESP)	1 174 0								1								

17/10/2020 First Line: Race 1 & 2 - Second Line: Tissot Superpole Race

These data/results cannot be reproduced, stored and/or transmitted in whole or in part by any manner of electronic, mechanical, photocopying, recording, broadcasting or otherwise now known or herein after developed without the previous express consent by the copyright owner, except for reproduction in daily press and regular printed publications on sale to the public within 60 days of the event related to those data/results and always provided that copyright symbol appears together as follows below.

© DORNA WSBK ORGANIZATION Srl 2020





Circuito Estoril 4.182 m

Pirelli Estoril Round, 16 - 18 October 2020
Provisional Starting Grid - Tissot Superpole Race

10 Laps x 4,182 km = 41,820 km

1	54 RAZGATLIOGLU T. Yamaha 1'36.154	2	91 HASLAM L. Honda 1'36.856	3	31 GERLOFF G. Yamaha 1'36.865
2	7 DAVIES C. Ducati 1'36.891	5	21 RINALDI M. Ducati 1'36.911	6	60 VAN DER MARK M. Yamaha 1'36.947
3	22 LOWES A. Kawasaki 1'37.028	8	19 BAUTISTA A. Honda 1'37.042	9	12 FORES X. Kawasaki 1'37.129
4	66 SYKES T. BMW 1'37.159	11	94 FOLGER J. Yamaha 1'37.175	12	76 BAZ L. Yamaha 1'37.307
5	64 CARICASULO F. Yamaha 1'37.481	14	50 LAVERTY E. BMW 1'37.984	15	1 REA J. Kawasaki 1'38.192
6	36 MERCADO L. Ducati 1'38.367	17	71 FERRARI M. Ducati 1'38.375	18	32 MORAIS S. Kawasaki 1'38.379
7	13 TAKAHASHI T. Honda 1'38.581	20	51 GRANADO E. Honda 1'39.309	21	84 CRESSON L. Kawasaki 1'40.967
8	45 REDDING S. Ducati				

17/10/2020 The Race Director

These data/results cannot be reproduced, stored and/or transmitted in whole or in part by any manner of electronic, mechanical, photocopying, recording, broadcasting or otherwise now known or herein after developed without the previous express consent by the copyright owner, except for reproduction in daily press and regular printed publications on sale to the public within 60 days of the event related to those data/results and always provided that copyright symbol appears together as follows below.

© DORNA WSBK ORGANIZATION Srl 2020

