

Pirelli Estoril Round, 16 - 18 October 2020 Chronological Analysis Race 2

Circuito Estoril 4.182 m

Start at 15:15'35.192

1 / 4

1° 7 C. DAVIES (1'36.806)							
Lap	Seg.1	Seg.2	Seg.3	Seg.4	Lap Time	km/h	Local Time
1		23.644	23.118	30.899	1'41.623	226,7	15:17'16.815
2	19.665	23.614	22.920	31.065	1'37.264	268,0	15:18'54.079
3	19.646	23.538	22.956	31.130	1'37.270	270,0	15:20'31.349
4	19.646	23.529	22.963	31.090	1'37.228	274,0	15:22'08.577
5	19.543	23.643	22.910	31.088	1'37.184	277,5	15:23'45.761
6	19.481	23.596	22.962	30.994	1'37.033	278,2	15:25'22.794
7	19.517	23.534	22.868	31.023	1'36.942	277,5	15:26'59.736
8	19.496	23.630	22.923	30.993	1'37.042	280,3	15:28'36.778
9	19.623	23.512	22.944	31.163	1'37.242	281,7	15:30'14.020
10	19.502	23.544	22.861	31.102	1'37.009	283,9	15:31'51.029
11	19.485	23.606	22.730	30.985	1'36.806	283,2	15:33'27.835
12	19.577	23.594	22.894	31.081	1'37.146	279,6	15:35'04.981
13	19.658	23.552	22.910	31.079	1'37.199	281,0	15:36'42.180
14	19.549	23.597	22.855	30.990	1'36.991	279,6	15:38'19.171
15	19.595	23.627	22.921	31.107	1'37.250	282,5	15:39'56.421
16	19.636	23.590	23.012	31.143	1'37.381	281,7	15:41'33.802
17	19.591	23.768	22.966	31.074	1'37.399	281,0	15:43'11.201
18	19.595	23.772	23.002	31.106	1'37.475	282,5	15:44'48.676
19	19.624	23.696	23.120	31.231	1'37.671	279,6	15:46'26.347
20	19.659	23.778	23.167	31.209	1'37.813	277,5	15:48'04.160
21	19.700	24.020	23.205	31.475	1'38.400	272,0	15:49'42.560
Race Time 34'07.368							

14	19.629	23.576	23.200	31.064	1'37.469	281,0	15:38'22.254
15	19.638	23.603	23.071	31.013	1'37.325	279,6	15:39'59.579
16	19.661	23.602	23.139	31.216	1'37.618	279,6	15:41'37.197
17	19.565	23.681	23.074	31.156	1'37.476	286,9	15:43'14.673
18	19.835	23.718	23.099	31.105	1'37.757	292,2	15:44'52.430
19	19.849	23.831	23.107	31.033	1'37.820	278,2	15:46'30.250
20	19.701	23.563	23.227	31.054	1'37.545	266,7	15:48'07.795
21	19.630	23.512	23.089	31.090	1'37.321	274,0	15:49'45.116
Race Time 34'09.924							

2° 45 S. REDDING (1'36.996)							
Lap	Seg.1	Seg.2	Seg.3	Seg.4	Lap Time	km/h	Local Time
1		23.899	23.208	31.445	1'43.034	228,5	15:17'18.226
2	20.009	23.594	23.024	30.992	1'37.619	262,3	15:18'55.845
3	19.853	23.585	23.066	31.026	1'37.530	256,2	15:20'33.375
4	19.849	23.491	23.030	31.005	1'37.375	260,4	15:22'10.750
5	19.868	23.575	23.020	31.153	1'37.616	259,8	15:23'48.366
6	19.727	23.508	22.995	31.125	1'37.355	266,7	15:25'25.721
7	19.859	23.569	23.017	30.958	1'37.403	257,4	15:27'03.124
8	19.651	23.504	22.998	30.955	1'37.108	269,3	15:28'40.232
9	19.679	23.587	22.989	31.054	1'37.309	268,0	15:30'17.541
10	19.642	23.501	23.018	31.121	1'37.282	271,3	15:31'54.823
11	19.635	23.551	22.973	31.040	1'37.199	272,7	15:33'32.022
12	19.623	23.504	23.041	31.050	1'37.218	272,7	15:35'09.240
13	19.650	23.604	23.022	30.988	1'37.264	272,7	15:36'46.504
14	19.648	23.424	22.963	30.961	1'36.996	276,1	15:38'23.500
15	19.615	23.471	22.955	31.004	1'37.045	273,4	15:40'00.545
16	19.677	23.426	22.962	31.120	1'37.185	276,8	15:41'37.730
17	19.640	23.559	23.029	31.115	1'37.343	272,0	15:43'15.073
18	19.723	23.653	23.083	30.994	1'37.453	268,7	15:44'52.526
19	19.634	23.721	22.942	31.086	1'37.383	274,0	15:46'29.909
20	19.627	23.455	22.995	31.111	1'37.188	274,0	15:48'07.097
21	19.652	23.469	23.047	31.246	1'37.414	270,0	15:49'44.511
Race Time 34'09.319							

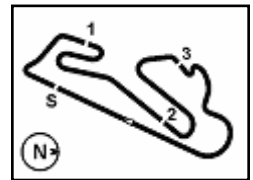
4° 60 M. VAN DER MARK (1'37.315)							
Lap	Seg.1	Seg.2	Seg.3	Seg.4	Lap Time	km/h	Local Time
1		23.804	23.355	31.784	1'43.142	222,1	15:17'18.334
2	20.082	23.691	23.253	30.878	1'37.904	243,7	15:18'56.238
3	19.872	23.685	23.179	30.880	1'37.616	255,6	15:20'33.854
4	19.770	23.684	23.350	30.891	1'37.695	267,4	15:22'11.549
5	19.781	23.672	23.210	30.842	1'37.505	265,4	15:23'49.054
6	19.774	23.690	23.091	30.991	1'37.546	262,3	15:25'26.600
7	19.735	23.760	23.039	30.850	1'37.384	266,7	15:27'03.984
8	19.715	23.687	23.136	30.887	1'37.425	269,3	15:28'41.409
9	19.674	23.687	23.136	30.849	1'37.346	270,0	15:30'18.755
10	19.794	23.719	23.253	30.833	1'37.599	266,7	15:31'56.354
11	19.772	23.633	23.051	30.859	1'37.315	266,7	15:33'33.669
12	19.771	23.710	23.128	30.997	1'37.606	270,0	15:35'11.275
13	19.538	23.728	23.215	30.912	1'37.393	276,1	15:36'48.668
14	19.870	23.685	23.225	30.891	1'37.671	266,7	15:38'26.339
15	19.817	23.647	23.228	30.968	1'37.660	273,4	15:40'03.999
16	19.695	23.752	23.291	30.934	1'37.672	274,7	15:41'41.671
17	19.758	23.716	23.207	31.013	1'37.694	273,4	15:43'19.365
18	19.865	23.734	23.268	31.182	1'38.049	272,7	15:44'57.414
19	19.753	23.707	23.344	31.303	1'38.107	274,7	15:46'35.521
20	19.992	23.975	23.345	31.388	1'38.700	268,0	15:48'14.221
21	19.950	23.909	23.408	31.495	1'38.762	273,4	15:49'52.983
Race Time 34'17.791							

3° 54 T. RAZGATLIOGLU (1'36.957)							
Lap	Seg.1	Seg.2	Seg.3	Seg.4	Lap Time	km/h	Local Time
1		23.683	23.126	31.109	1'41.492	222,5	15:17'16.684
2	19.918	23.696	23.055	30.923	1'37.592	274,0	15:18'54.276
3	19.683	23.630	23.052	30.977	1'37.342	266,1	15:20'31.618
4	19.668	23.548	23.216	30.964	1'37.396	268,0	15:22'09.014
5	19.703	23.650	23.016	30.885	1'37.254	269,3	15:23'46.268
6	19.580	23.504	22.951	30.922	1'36.957	274,7	15:25'23.225
7	19.593	23.541	22.967	31.073	1'37.174	270,0	15:27'00.399
8	19.619	23.529	23.071	30.869	1'37.088	278,2	15:28'37.487
9	19.701	24.252	23.002	30.996	1'37.951	281,0	15:30'15.438
10	19.672	23.570	23.091	30.925	1'37.258	276,1	15:31'52.696
11	19.617	23.632	22.998	30.994	1'37.241	279,6	15:33'29.937
12	19.675	23.613	23.047	31.109	1'37.444	276,1	15:35'07.381
13	19.684	23.588	23.088	31.044	1'37.404	276,8	15:36'44.785

5° 19 A. BAUTISTA (1'37.672)							
Lap	Seg.1	Seg.2	Seg.3	Seg.4	Lap Time	km/h	Local Time
1		24.165	23.572	31.246	1'43.771	223,9	15:17'18.963
2	19.950	23.927	23.301	30.997	1'38.175	250,4	15:18'57.138
3	19.878	23.875	23.309	31.084	1'38.146	261,0	15:20'35.284
4	19.723	23.809	23.336	31.132	1'38.000	264,8	15:22'13.284
5	19.861	23.819	23.270	31.061	1'38.011	259,2	15:23'51.295
6	19.786	23.734	23.161	31.287	1'37.968	262,9	15:25'29.263
7	19.641	23.943	23.203	31.044	1'37.831	270,0	15:27'07.094
8	19.645	23.817	23.163	31.058	1'37.683	268,0	15:28'44.777
9	19.736	23.784	23.256	31.160	1'37.936	269,3	15:30'22.713
10	19.750	23.818	23.187	31.012	1'37.767	268,0	15:32'00.480
11	19.643	23.874	23.281	31.005	1'37.803	271,3	15:33'38.283
12	19.864	23.759	23.092	31.104	1'37.819	262,9	15:35'16.102
13	19.719	23.716	23.145	31.092	1'37.672	266,1	15:36'53.774
14	19.722	23.883	23.231	31.095	1'37.931	266,1	15:38'31.705
15	19.665	23.753	23.216	31.112	1'37.746	270,0	15:40'09.451
16	19.699	23.776	23.213	31.070	1'37.758	266,7	15:41'47.209
17	19.656	23.853	23.222	31.087	1'37.818	272,0	15:43'25.027
18	19.720	23.872	23.209	31.213	1'38.014	271,3	15:45'03.041
19	19.775	23.937	23.224	31.133	1'38.069	271,3	15:46'41.110
20	19.723	23.869	23.311	31.191	1'38.094	272,7	15:48'19.204
21	19.792	24.068	23.462	31.507	1'38.829	268,7	15:49'58.033
Race Time 34'22.841							

6° 21 M. RINALDI (1'37.676)							
Lap	Seg.1	Seg.2	Seg.3	Seg.4	Lap Time	km/h	Local Time
1		24.134	23.542	31.307	1'44.097	232,9	15:17'19.289
2	20.051	23.882	23.340	31.035	1'38.308	240,0	15:18'57.597
3	19.944	23.822	23.324	31.458	1'38.548	247,0	15:20'36.145
4	19.929	23.738	23.194	31.210	1'38.071	255,0	15:22'14.216

14	19.629	23.576	23.200	31.064	1'37.469	281,0	15:38'22.254
15	19.638	23.603	23.071	31.013	1'37.325	279,6	15:39'59.579
16	19.661	23.602	23.139	31.216	1'37.618	279	



Pirelli Estoril Round, 16 - 18 October 2020 Chronological Analysis Race 2

Circuito Estoril 4.182 m

Start at 15:15'35.192

2 / 4

5	19.978	23.765	23.159	31.014	1'37.916	249,2	15:23'52.132	20	19.859	23.764	23.375	31.208	1'38.206	264,2	15:48'25.840
6	19.955	23.632	23.120	31.073	1'37.780	252,7	15:25'29.912	21	19.844	23.740	23.105	31.322	1'38.011	263,5	15:50'03.851
7	19.944	23.836	23.231	31.855	1'38.866	255,6	15:27'08.778								Race Time 34'28.659
8	20.220	24.373	23.198	31.025	1'38.816	252,7	15:28'47.594								
9	19.857	23.912	23.179	30.940	1'37.888	260,4	15:30'25.482								
10	19.930	23.839	23.245	31.041	1'38.055	258,0	15:32'03.537								
11	19.829	23.738	23.160	31.044	1'37.771	262,3	15:33'41.308								
12	19.987	23.799	23.131	31.196	1'38.113	259,8	15:35'19.421								
13	19.930	23.877	23.247	31.121	1'38.175	258,6	15:36'57.596								
14	19.809	23.732	23.482	31.061	1'38.084	261,7	15:38'35.680								
15	19.987	23.779	23.284	30.871	1'37.921	256,8	15:40'13.601								
16	20.175	23.943	23.263	30.934	1'38.315	244,3	15:41'51.916								
17	20.281	23.821	23.281	31.562	1'38.945	272,0	15:43'30.861								
18	19.786	23.700	23.102	31.305	1'37.893	271,3	15:45'08.754								
19	19.893	23.818	23.222	31.198	1'38.131	261,7	15:46'46.885								
20	19.980	23.882	23.189	31.225	1'38.276	263,5	15:48'25.161								
21	19.770	23.711	23.099	31.096	1'37.676	266,7	15:50'02.837								
							Race Time 34'27.645								

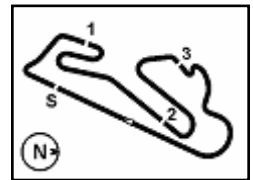
9° 64 F. CARICASULO (1'37.714)							
Lap	Seg.1	Seg.2	Seg.3	Seg.4	Lap Time	km/h	Local Time
1		24.466	23.463	31.599	1'45.134	231,9	15:17'20.326
2	20.076	23.904	23.251	31.322	1'38.553	248,1	15:18'58.879
3	19.981	23.839	23.177	31.246	1'38.243	252,7	15:20'37.122
4	20.027	23.794	23.258	31.193	1'38.272	259,2	15:22'15.394
5	20.159	23.901	23.121	31.163	1'38.344	255,0	15:23'53.738
6	19.802	23.705	23.034	31.173	1'37.714	264,8	15:25'31.452
7	19.799	23.657	23.165	31.190	1'37.811	261,7	15:27'09.263
8	19.986	23.855	23.798	31.197	1'38.836	255,6	15:28'48.099
9	20.023	23.810	23.175	31.127	1'38.135	255,0	15:30'26.234
10	19.841	23.735	23.723	31.295	1'38.594	257,4	15:32'04.828
11	19.890	23.633	23.160	31.283	1'37.966	256,2	15:33'42.794
12	19.907	23.702	23.163	31.197	1'37.969	254,4	15:35'20.763
13	19.878	23.666	23.272	31.197	1'38.013	257,4	15:36'58.776
14	19.884	23.686	23.306	31.254	1'38.130	274,0	15:38'36.906
15	19.806	23.743	23.298	31.233	1'38.080	268,7	15:40'14.986
16	20.034	23.864	23.331	31.279	1'38.508	258,6	15:41'53.494
17	20.088	23.729	23.258	31.309	1'38.384	256,8	15:43'31.878
18	19.886	23.705	23.211	31.169	1'37.971	262,3	15:45'09.849
19	19.887	23.701	23.402	31.229	1'38.219	261,7	15:46'48.068
20	19.985	23.689	23.341	31.319	1'38.334	268,0	15:48'26.402
21	19.977	23.837	23.350	31.421	1'38.585	250,9	15:50'04.987
							Race Time 34'29.795

7° 91 L. HASLAM (1'37.675)							
Lap	Seg.1	Seg.2	Seg.3	Seg.4	Lap Time	km/h	Local Time
1		23.953	23.722	31.362	1'44.035	223,4	15:17'19.227
2	19.896	23.913	23.298	31.194	1'38.301	252,7	15:18'57.528
3	19.740	23.835	23.306	31.226	1'38.107	262,9	15:20'35.635
4	19.914	23.821	23.495	31.231	1'38.461	258,0	15:22'14.096
5	19.886	23.653	23.148	31.144	1'37.831	258,0	15:23'51.927
6	19.731	23.623	23.151	31.170	1'37.675	261,7	15:25'29.602
7	19.818	23.649	23.182	31.191	1'37.840	264,8	15:27'07.442
8	19.789	23.723	23.171	31.230	1'37.913	263,5	15:28'45.355
9	19.858	23.701	23.114	31.094	1'37.767	262,9	15:30'23.122
10	19.902	23.702	23.151	31.043	1'37.798	259,2	15:32'00.920
11	19.871	23.699	23.196	31.120	1'37.886	261,7	15:33'38.806
12	19.917	23.720	23.340	31.206	1'38.183	261,0	15:35'16.989
13	19.948	23.854	23.345	31.356	1'38.503	261,0	15:36'55.492
14	19.997	23.928	23.307	31.588	1'38.820	262,3	15:38'34.312
15	19.973	24.032	23.445	31.726	1'39.176	268,7	15:40'13.488
16	19.959	24.471	23.334	31.107	1'38.871	264,8	15:41'52.359
17	20.201	23.930	23.214	31.324	1'38.669	256,2	15:43'31.028
18	20.019	23.752	23.132	31.202	1'38.105	263,5	15:45'09.133
19	19.885	23.695	23.398	31.254	1'38.232	265,4	15:46'47.365
20	19.889	23.736	23.236	31.140	1'38.001	264,2	15:48'25.366
21	19.899	23.742	23.219	31.408	1'38.268	259,8	15:50'03.634
							Race Time 34'28.442

10° 66 T. SYKES (1'37.948)							
Lap	Seg.1	Seg.2	Seg.3	Seg.4	Lap Time	km/h	Local Time
1		24.429	23.508	31.560	1'44.932	230,9	15:17'20.124
2	20.135	23.824	23.261	31.316	1'38.536	247,6	15:18'58.660
3	19.879	23.837	23.223	31.170	1'38.109	262,3	15:20'36.769
4	20.145	23.824	23.220	31.344	1'38.533	266,7	15:22'15.302
5	20.235	24.254	23.322	31.333	1'39.144	257,4	15:23'54.446
6	20.200	23.821	23.219	31.396	1'38.636	271,3	15:25'33.082
7	20.005	23.858	23.223	31.378	1'38.464	261,7	15:27'11.546
8	20.034	23.946	23.254	31.325	1'38.559	272,0	15:28'50.105
9	19.960	24.419	23.246	31.256	1'38.881	264,8	15:30'28.986
10	19.826	23.774	23.198	31.450	1'38.248	272,0	15:32'07.234
11	19.913	23.785	23.180	31.363	1'38.241	264,8	15:33'45.475
12	19.846	23.752	23.173	31.177	1'37.948	269,3	15:35'23.423
13	19.882	23.781	23.161	31.215	1'38.039	268,0	15:37'01.462
14	19.933	23.922	23.293	31.313	1'38.461	267,4	15:38'39.923
15	19.853	23.805	23.179	31.180	1'38.017	273,4	15:40'17.940
16	19.905	23.863	23.128	31.290	1'38.186	267,4	15:41'56.126
17	19.936	23.772	23.146	31.276	1'38.130	266,7	15:43'34.256
18	19.819	23.748	23.162	31.345	1'38.074	274,0	15:45'12.330
19	19.938	23.741	23.273	31.392	1'38.344	272,0	15:46'50.674
20	20.014	23.727	23.254	31.393	1'38.388	266,1	15:48'29.062
21	20.016	23.819	23.324	31.507	1'38.666	268,0	15:50'07.728
							Race Time 34'32.536

8° 12 X. FORES (1'37.684)							
Lap	Seg.1	Seg.2	Seg.3	Seg.4	Lap Time	km/h	Local Time
1		24.346	23.377	31.555	1'44.447		15:17'19.639
2	19.934	23.892	23.234	31.179	1'38.239	253,8	15:18'57.878
3	19.831	23.870	23.199	31.645	1'38.545	256,2	15:20'36.423
4	19.898	23.710	23.238	31.181	1'38.027	266,1	15:22'14.450
5	19.913	23.858	23.139	30.994	1'37.904	250,4	15:23'52.354
6	19.980	23.682	23.087	31.125	1'37.874	249,2	15:25'30.228
7	19.877	23.789	23.174	31.516	1'38.356		15:27'08.584
8	20.160	23.938	23.161	31.173	1'38.432	274,7	15:28'47.016
9	19.922	23.696	23.015	31.130	1'37.763		15:30'24.779
10	19.752	23.671	23.167	31.239	1'37.829	266,7	15:32'02.608
11	19.856	23.688	23.081	31.059	1'37.684	261,0	15:33'40.292
12	19.940	23.670	23.121	31.045	1'37.776		15:35'18.068
13	19.906	23.641	23.144	31.145	1'37.836	261,7	15:36'55.904
14	19.997	24.100	23.250	31.144	1'38.491	248,7	15:38'34.395
15	20.041	24.016	23.409	31.511	1'38.977	255,6	15:40'13.372
16	20.162	24.045	23.089	31.207	1'38.503	271,3	15:41'51.875
17	20.435	23.947	23.127	31.498	1'39.007	270,7	15:43'30.882
18	20.248	23.916	23.210	31.125	1'38.499	261,7	15:45'09.381
19	19.973	23.686	23.239	31.355	1'38.253	262,3	15:46'47.634

11° 94 J. FOLGER (1'37.655)							
Lap	Seg.1	Seg.2	Seg.3	Seg.4	Lap Time	km/h	Local Time
1		24.358	24.816	31.503	1'46.025	221,2	15:17'21.217
2	19.845	23.866	23.299	31.324	1'38.334	262,3	15:18'59.551
3	19.901	23.670	23.202	31.208	1'37.981	261,0	15:20'37.532
4	19.913	23.768	23.293	31.194	1'38.168	258,0	15:22'15.700
5	20.142	24.139	23.320	31.175	1'38.776	258,0	15:23'54.476
6	19.882	23.655	23.118	31.135	1'37.790	273,4	15:25'32.266
7	19.754	23.657	23.160	31.084	1'37.655	270,0	15:27'09.921



Pirelli Estoril Round, 16 - 18 October 2020 Chronological Analysis Race 2

Circuito Estoril 4.182 m

Start at 15:15'35.192

3 / 4

11	19.887	23.626	23.236	31.154	1'37.903	253,8	15:33'41.644	2	19.772	23.677	22.961	30.782	1'37.192	251,5	15:18'55.459
12	19.978	23.725	23.239	31.121	1'38.063	261,7	15:35'19.707	3	19.747	23.654	22.920	30.798	1'37.119	255,6	15:20'32.578
13	19.976	23.819	23.238	31.181	1'38.214	259,2	15:36'57.921	4	19.689	23.536	22.988	30.706	1'36.919	257,4	15:22'09.497
14	19.855	23.710			1'43.585	264,8	15:38'41.506	5	19.782	23.532	22.916	30.706	1'36.936	255,6	15:23'46.433
15	20.046	23.673	23.207	31.196	1'38.122	258,0	15:40'19.628	6	19.727	23.481	22.963	30.693	1'36.864	253,8	15:25'23.297
16	19.925	23.639	23.510	31.205	1'38.279	257,4	15:41'57.907	7	19.792	23.637	22.949	30.727	1'37.105	261,0	15:27'00.402
17	19.985	23.856	23.360	31.240	1'38.441	258,0	15:43'36.348	8	19.793	23.607	23.014	30.698	1'37.112	271,3	15:28'37.514
18	20.021	23.789	23.450	31.274	1'38.534	250,9	15:45'14.882	9	19.801	42.092	23.594	31.269	1'56.756	268,7	15:30'34.270
19	20.127	23.668	23.167	31.276	1'38.238	252,7	15:46'53.120	10	19.965	23.780	23.434	31.149	1'38.328	263,5	15:32'12.598
20	19.807	23.741	23.245	31.382	1'38.175	271,3	15:48'31.295	11	19.940	23.779	23.151	31.179	1'38.049	262,3	15:33'50.647
21	19.856	23.763	23.234	31.357	1'38.210	268,7	15:50'09.505	12	19.986	23.772	23.208	31.141	1'38.107	261,7	15:35'28.754

Race Time 34'34.313

12° 50 E. LAVERTY (1'38.226)							
Lap	Seg.1	Seg.2	Seg.3	Seg.4	Lap Time	km/h	Local Time
1		24.505	23.666	31.442	1'45.361	224,8	15:17'20.553
2	20.142	24.016	23.417	31.373	1'38.948	250,4	15:18'59.501
3	20.213	23.821	23.403	31.358	1'38.795	245,3	15:20'38.296
4	19.936	23.764	23.282	31.384	1'38.366	254,4	15:22'16.662
5	19.972	23.836	23.460	31.285	1'38.553	256,8	15:23'55.215
6	19.988	23.868	23.317	31.245	1'38.418	252,7	15:25'33.633
7	19.962	23.761	23.238	31.302	1'38.263	253,2	15:27'11.896
8	19.902	23.867	23.364	31.214	1'38.347	259,8	15:28'50.243
9	19.876	24.553	23.293	31.237	1'38.959	258,0	15:30'29.202
10	19.969	23.862	23.207	31.248	1'38.286	253,2	15:32'07.488
11	19.957	23.833	23.310	31.328	1'38.428	256,2	15:33'45.916
12	19.847	23.719	23.406	31.254	1'38.226	260,4	15:35'24.142
13	19.915	23.883	23.273	31.354	1'38.425	258,0	15:37'02.567
14	19.912	23.819	23.270	31.416	1'38.417	261,0	15:38'40.984
15	19.906	23.830	23.252	31.273	1'38.261	264,2	15:40'19.245
16	19.945	23.897	23.340	31.303	1'38.485	259,8	15:41'57.730
17	19.953	23.940	23.284	31.284	1'38.461	261,7	15:43'36.191
18	19.965	23.852	23.383	31.348	1'38.548	263,5	15:45'14.739
19	20.121	23.873	23.535	31.294	1'38.823	259,8	15:46'53.562
20	19.987	23.877	23.439	31.480	1'38.783	262,9	15:48'32.345
21	20.079	23.828	23.380	31.439	1'38.726	261,0	15:50'11.071

Race Time 34'35.879

13° 36 L. MERCADO (1'38.383)							
Lap	Seg.1	Seg.2	Seg.3	Seg.4	Lap Time	km/h	Local Time
1		24.691	23.938	31.471	1'45.909	229,0	15:17'21.101
2	20.225	23.994	23.544	31.427	1'39.190	248,7	15:19'00.291
3	20.221	23.874	23.445	31.455	1'38.995	242,1	15:20'39.286
4	19.896	23.848	23.445	31.434	1'38.623	263,5	15:22'17.909
5	19.798	23.867	23.391	31.400	1'38.456	266,7	15:23'56.365
6	20.034	23.818	23.288	31.345	1'38.485	258,0	15:25'34.850
7	19.959	23.819	23.353	31.292	1'38.423	265,4	15:27'13.273
8	19.877	23.889	23.440	31.290	1'38.496	264,2	15:28'51.769
9	20.027	23.879	23.453	31.314	1'38.673	256,2	15:30'30.442
10	20.024	23.937	23.357	31.321	1'38.639	259,2	15:32'09.081
11	19.934	23.821	23.306	31.451	1'38.512	271,3	15:33'47.593
12	19.861	23.861	23.378	31.283	1'38.383	270,0	15:35'25.976
13	19.968	23.806	23.352	31.268	1'38.394	261,7	15:37'04.370
14	20.054	23.846	23.403	31.464	1'38.767	259,2	15:38'43.137
15	19.887	23.785	23.418	31.491	1'38.581	273,4	15:40'21.718
16	19.780	23.868	23.472	31.357	1'38.477	272,7	15:42'00.195
17	19.899	23.812	23.398	31.370	1'38.479	271,3	15:43'38.674
18	20.024	23.837	23.494	31.358	1'38.713	262,9	15:45'17.387
19	19.925	23.978	23.547	31.588	1'39.038	275,4	15:46'56.425
20	19.962	23.876	23.552	31.595	1'38.985	273,4	15:48'35.410
21	20.153	23.945	23.638	31.695	1'39.431	264,2	15:50'14.841

Race Time 34'39.649

14° 1 J. REA (1'36.864)							
Lap	Seg.1	Seg.2	Seg.3	Seg.4	Lap Time	km/h	Local Time
1		23.884	23.190	31.635	1'43.075	221,7	15:17'18.267

13	20.021	23.920	23.220	31.155	1'38.316	263,5	15:37'07.070
14	20.008	23.936	23.368	31.193	1'38.505	264,8	15:38'45.575
15	20.124	23.823	23.258	31.224	1'38.429	264,2	15:40'24.004
16	20.102	23.861	23.422	31.371	1'38.756	265,4	15:42'02.760
17	20.036	23.917	23.333	31.447	1'38.733	266,1	15:43'41.493
18	20.495	24.084	23.718	31.537	1'39.834	268,7	15:45'21.327
19	20.283	24.060	24.590	31.659	1'40.592	261,7	15:47'01.919
20	20.248	24.061	23.565	31.641	1'39.515	261,7	15:48'41.434
21	20.338	24.251	23.593	31.744	1'39.926	265,4	15:50'21.360

Race Time 34'46.168

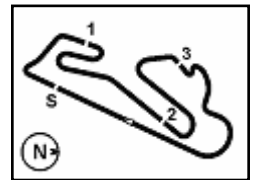
15° 71 M. FERRARI (1'38.924)							
Lap	Seg.1	Seg.2	Seg.3	Seg.4	Lap Time	km/h	Local Time
1		24.929	23.952	31.913	1'47.180	216,0	15:17'22.372
2	20.675	24.367	23.542	31.453	1'40.037	236,9	15:19'02.409
3	20.380	24.071	23.692	31.651	1'39.794	235,9	15:20'42.203
4	20.393	24.131	23.593	31.409	1'39.526	237,4	15:22'21.729
5	20.074	24.149	23.491	31.468	1'39.182	251,5	15:24'00.911
6	20.220	24.029	23.566	31.432	1'39.247	252,7	15:25'40.158
7	20.098	24.092	23.452	31.450	1'39.092	258,0	15:27'19.250
8	20.221	23.956	23.530	31.430	1'39.137	247,0	15:28'58.387
9	20.288	24.080	23.448	31.351	1'39.167	249,8	15:30'37.554
10	20.317	24.071	23.419	31.499	1'39.306	241,6	15:32'16.860
11	20.100	23.957	23.631	31.448	1'39.136	259,8	15:33'55.996
12	20.212	24.066	23.513	31.496	1'39.287	257,4	15:35'35.283
13	20.120	23.979	23.476	31.425	1'39.000	264,8	15:37'14.283
14	20.051	23.930	23.540	31.403	1'38.924	261,0	15:38'53.207
15	20.135	24.010	23.474	31.435	1'39.054	259,2	15:40'32.261
16	20.070	24.087	23.526	31.436	1'39.119	259,2	15:42'11.380
17	20.096	23.977	23.525	31.609	1'39.207	263,5	15:43'50.587
18	20.166	24.150	23.686	31.675	1'39.677	256,8	15:45'30.264
19	20.074	24.065	23.523	31.655	1'39.317	260,4	15:47'09.581
20	20.118	24.064	23.617	31.620	1'39.419	258,6	15:48'49.000
21	20.120	24.111	23.603	31.809	1'39.643	262,9	15:50'28.643

Race Time 34'53.451

16° 51 E. GRANADO (1'38.985)							
Lap	Seg.1	Seg.2	Seg.3	Seg.4	Lap Time	km/h	Local Time
1		25.093	23.665	31.858	1'47.160	219,4	15:17'22.352
2	20.470	24.024	23.305	31.454	1'39.253	241,6	15:19'01.605
3	20.292	24.148	23.714	31.603	1'39.757	245,9	15:20'41.362
4	20.175	24.024	23.389	31.643	1'39.231	248,7	15:22'20.593
5	20.131	24.111	23.547	31.586	1'39.375	259,2	15:23'59.968
6	20.250	24.067	23.330	31.636	1'39.283	253,2	15:25'39.251
7	20.257	24.148	23.318	31.827	1'39.550	253,8	15:27'18.801
8	20.157	24.024	23.374	31.706	1'39.261	254,4	15:28'58.062
9	20.224	24.097	23.353	31.615	1'39.289	251,5	15:30'37.351
10	20.030	24.369	23.315	31.815	1'39.529	261,0	15:32'16.880
11	20.380	24.110	23.432	31.537	1'39.459	242,1	15:33'56.339
12	20.161	24.121	23.371	31.576	1'39.229	249,8	15:35'35.568
13	20.105	24.049	23.335	31.496	1'38.985	255,6	15:37'14.553
14	20.083	24.038	23.302	31.749	1'39.172	249,8	15:38'53.725
15	20.147	24.465	23.404	31.774	1'39.790	257,4	15:40'33.515
16	20.135	24.057	23.319	31.773	1'39.284	256,2	15:42'12.799

18/10/2020 P = Pits In/Out - C = Lap Time Cancelled

These data/results cannot be reproduced, stored and/or transmitted in whole or in part by any manner of electronic, mechanical, photocopying, recording, broadcasting or otherwise now known or herein after developed without the previous express consent by the copyright owner, except for reproduction in daily press and regular printed publications on sale to the public within 60 days of the event related to those data/results and always provided that copyright symbol appears together as follows below.



Pirelli Estoril Round, 16 - 18 October 2020 Chronological Analysis Race 2

Circuito Estoril 4.182 m

Start at 15:15'35.192

4 / 4

17	20.155	24.200	23.331	31.828	1'39.514	255,6	15:43'52.313	8	20.383	24.611	24.073	31.968	1'41.035	263,5	15:29'10.706
18	20.096	24.073	23.435	31.690	1'39.294	253,8	15:45'31.607	9	20.517	24.638	24.090	32.130	1'41.375	259,8	15:30'52.081
19	20.128	24.092	23.348	31.660	1'39.228	254,4	15:47'10.835	10	20.507	24.845	24.310	32.117	1'41.779	261,7	15:32'33.860
20	20.132	24.092	23.382	31.796	1'39.402	261,0	15:48'50.237	11	20.554	24.601	24.315	32.224	1'41.694	262,3	15:34'15.554
21	20.088	24.050	23.398	31.787	1'39.323	259,8	15:50'29.560	12	20.756	24.800	24.152	32.063	1'41.771	260,4	15:35'57.325
Race Time 34'54.368															

17° 13 T. TAKAHASHI (1'38.752)							
Lap	Seg.1	Seg.2	Seg.3	Seg.4	Lap Time	km/h	Local Time
1		25.201	23.925	31.750	1'47.543	214,7	15:17'22.735
2	20.649	24.436	23.743	31.868	1'40.696	235,4	15:19'03.431
3	20.665	24.612	23.898	31.781	1'40.956	254,4	15:20'44.387
4	20.269	24.225	23.558	31.547	1'39.599	262,9	15:22'23.986
5	20.143	24.135	23.659	31.399	1'39.336	257,4	15:24'03.322
6	20.414	24.232	23.670	31.602	1'39.918	244,8	15:25'43.240
7	20.235	24.131	23.615	31.468	1'39.449	261,0	15:27'22.689
8	20.056	24.067	23.448	31.545	1'39.116	265,4	15:29'01.805
9	19.981	24.232	23.561	31.435	1'39.209	270,0	15:30'41.014
10	19.962	24.011	23.471	31.518	1'38.962	277,5	15:32'19.976
11	20.014	24.209	23.521	31.544	1'39.288	274,0	15:33'59.264
12	19.979	24.074	23.400	31.665	1'39.118	270,7	15:35'38.382
13	20.028	24.028	23.533	31.338	1'38.927	270,0	15:37'17.309
14	20.004	24.020	23.514	31.381	1'38.919	270,0	15:38'56.228
15	19.941	24.055	23.730	31.582	1'39.308	268,0	15:40'35.536
16	19.942	24.093	23.675	31.607	1'39.317	270,7	15:42'14.853
17	20.380	24.031	23.460	31.500	1'39.371	270,0	15:43'54.224
18	20.067	24.038	23.531	31.340	1'38.976	271,3	15:45'33.200
19	20.156	24.032	23.348	31.562	1'39.098	275,4	15:47'12.298
20	19.991	23.966	23.482	31.313	1'38.752	274,0	15:48'51.050
21	19.924	24.041	23.463	31.377	1'38.805	270,7	15:50'29.855
Race Time 34'54.663							

RET 22 A. LOWES (1'37.311)							
Lap	Seg.1	Seg.2	Seg.3	Seg.4	Lap Time	km/h	Local Time
1		23.920	23.327	31.444	1'43.314	232,9	15:17'18.506
2	20.076	23.707	23.280	30.819	1'37.882	248,1	15:18'56.388
3	19.976	23.622	23.286	31.000	1'37.884	246,4	15:20'34.272
4	19.805	23.647	23.229	30.966	1'37.647	260,4	15:22'11.919
5	19.803	23.756	23.070	30.957	1'37.586	264,8	15:23'49.505
6	19.933	23.659	23.007	31.020	1'37.619	261,7	15:25'27.124
7	19.760	23.766	23.052	30.991	1'37.569	258,6	15:27'04.693
8	19.814	23.686	23.022	30.958	1'37.480	256,8	15:28'42.173
9	19.844	23.666	22.913	30.888	1'37.311	259,2	15:30'19.484
10	19.706	23.658	23.010	30.975	1'37.349	264,8	15:31'56.833
11	19.859	23.693	23.055	31.082	1'37.689	258,6	15:33'34.522
12	19.903	23.886	23.287	31.285	1'38.361	261,0	15:35'12.883
13	20.084	23.816	23.077	31.322	1'38.299	259,2	15:36'51.182
14	20.092	23.764	23.269	31.297	1'38.422	259,2	15:38'29.604
15	19.986	23.779	23.121	31.302	1'38.188	266,7	15:40'07.792
Race Time 24'32.600							

18° 32 S. MORAIS (1'39.379)							
Lap	Seg.1	Seg.2	Seg.3	Seg.4	Lap Time	km/h	Local Time
1		24.744	24.010	31.650	1'46.463	224,4	15:17'21.655
2	20.359	24.046	23.633	31.414	1'39.452	242,1	15:19'01.107
3	20.535	24.198	24.578	31.667	1'40.978	243,7	15:20'42.085
4	20.363	24.190	23.959	31.570	1'40.082	245,3	15:22'22.167
5	20.446	24.156	24.370	31.755	1'40.727	244,3	15:24'02.894
6	20.446	24.309	23.706	31.694	1'40.155	241,6	15:25'43.049
7	20.657	24.352	23.656	31.599	1'40.264	244,8	15:27'23.313
8	20.337	24.316	23.718	31.768	1'40.139	248,7	15:29'03.452
9	20.250	24.475	23.650	31.753	1'40.128	249,8	15:30'43.580
10	20.373	24.338	23.472	31.507	1'39.690	244,8	15:32'23.270
11	20.255	24.167	23.432	31.525	1'39.379	245,9	15:34'02.649
12	20.373	24.232	23.627	31.722	1'39.954	244,3	15:35'42.603
13	20.334	24.424	23.632	31.696	1'40.086	251,5	15:37'22.689
14	20.361	24.305	23.654	31.773	1'40.093	245,9	15:39'02.782
15	20.333	24.365	23.568	31.765	1'40.031	248,1	15:40'42.813
16	20.177	24.337	23.535	31.630	1'39.679	258,6	15:42'22.492
17	20.319	24.295	23.928	31.702	1'40.244	249,8	15:44'02.736
18	20.258	24.346	24.225	31.656	1'40.485	252,7	15:45'43.221
19	20.280	24.675	23.674	31.954	1'40.583	254,4	15:47'23.804
20	20.342	24.365	23.700	31.765	1'40.172	257,4	15:49'03.976
21	20.289	24.236	23.505	31.607	1'39.637	250,4	15:50'43.613
Race Time 35'08.421							

RET 76 L. BAZ (1'37.719)							
Lap	Seg.1	Seg.2	Seg.3	Seg.4	Lap Time	km/h	Local Time
1		24.465	23.382	31.478	1'44.603	230,0	15:17'19.795
2	20.120	23.841	23.108	31.210	1'38.279	246,4	15:18'58.074
3	20.060	23.755	23.105	31.368	1'38.288	249,2	15:20'36.362
4	20.263	23.732	23.072	31.276	1'38.343	259,8	15:22'14.705
5	20.037	23.835	23.053	31.081	1'38.006	249,8	15:23'52.711
6	20.023	23.741	23.007	31.087	1'37.858	249,2	15:25'30.569
7	19.969	23.741	23.011	31.343	1'38.064	256,2	15:27'08.633
8	19.894	23.670	23.009	31.146	1'37.719	272,0	15:28'46.352
9	19.894	23.756	22.999	31.171	1'37.820	261,7	15:30'24.172
10	19.898	23.743	23.188	31.178	1'38.007	264,2	15:32'02.179
11	19.910	23.644	23.088	31.120	1'37.762	267,4	15:33'39.941
12	19.999	23.645	23.062	31.200	1'37.906	264,2	15:35'17.847
13	19.826	23.733	23.098	31.265	1'37.922	268,7	15:36'55.769
14	20.041				2'03.110P	262,3	15:38'58.879
Race Time 23'23.687							

RET 31 G. GERLOFF (1'37.611)							
Lap	Seg.1	Seg.2	Seg.3	Seg.4	Lap Time	km/h	Local Time
1		23.903	23.213	31.057	1'42.109	221,7	15:17'17.301
2	19.844	23.677	23.050	31.040	1'37.611	261,0	15:18'54.912
Race Time 3'19.720							

19° 84 L. CRESSON (1'41.026)							
Lap	Seg.1	Seg.2	Seg.3	Seg.4	Lap Time	km/h	Local Time
1		24.778	24.085	31.917	1'47.045	218,1	15:17'22.237
2	20.711	24.360	24.072	31.993	1'41.136	249,8	15:19'03.373
3	20.577	24.521	23.944	31.984	1'41.026	258,6	15:20'44.399
4	20.633	24.508	23.888	32.081	1'41.110	250,4	15:22'25.509
5	20.513	24.660	24.128	31.985	1'41.286	261,7	15:24'06.795
6	20.644	24.611	23.969	32.018	1'41.242	265,4	15:25'48.037
7	20.505	24.737	24.200	32.192	1'41.634	262,3	15:27'29.671

18/10/2020 P = Pits In/Out - C = Lap Time Cancelled

These data/results cannot be reproduced, stored and/or transmitted in whole or in part by any manner of electronic, mechanical, photocopying, recording, broadcasting or otherwise now known or herein after developed without the previous express consent by the copyright owner, except for reproduction in daily press and regular printed publications on sale to the public within 60 days of the event related to those data/results and always provided that copyright symbol appears together as follows below.

© DORNA WSBK ORGANIZATION Srl 2020

