

## Pirelli Estoril Round, 16 - 18 October 2020 Chronological Analysis Free Practice 1st Session

Circuito Estoril 4.182 m

**1 / 5**

1° 45 S. REDDING (1'37.181)							
Lap	Seg.1	Seg.2	Seg.3	Seg.4	Lap Time	km/h	Local Time
1		26.512	24.875	32.255			10:32'34.991
2	20.703	24.130	23.401	31.399	1'39.633	247,0	10:34'14.624
3	20.695	23.993	23.181	31.253	1'39.122	278,2	10:35'53.746
4	19.848	23.678	23.086	31.410	1'38.022	273,4	10:37'31.768
5	19.833	23.688	23.038	31.126	1'37.685	262,9	10:39'09.453
6	19.833	23.625	23.033	<b>30.957</b>	1'37.448	271,3	10:40'46.901
7	19.717	23.685	22.975	31.281	1'37.658	267,4	10:42'24.559
8	22.823	25.231	24.302	39.101	1'51.457P	<b>281,0</b>	10:44'16.016
9	11'27.486	24.859	23.769	31.392	12'47.506P		10:57'03.522
10	19.818	23.783	23.228	31.293	1'38.122	268,7	10:58'41.644
11	19.743	23.774	23.236	31.146	1'37.899	270,7	11:00'19.543
12	19.762	23.679	23.084	31.082	1'37.607	268,0	11:01'57.150
13	19.694	23.601	22.992	31.086	1'37.373	275,4	11:03'34.523
14	<b>19.636</b>	23.580	22.957	31.275	1'37.448	274,7	11:05'11.971
15	23.464	24.293	23.474	31.801	1'43.032	278,9	11:06'55.003
16	19.732	23.695	23.177	31.408	1'38.012	272,0	11:08'33.015
17	19.881	23.819	23.370	40.570	1'47.640P	268,7	11:10'20.655
18	5'11.500	24.631	23.730	35.659	6'35.520P		11:16'56.175
19	19.665	23.650	22.994	31.060	1'37.369	270,7	11:18'33.544
20	19.673	<b>23.557</b>	<b>22.901</b>	31.050	<b>1'37.181</b>	268,0	11:20'10.725

15	19.959	23.844	23.320	31.323	1'38.446	268,7	11:11'40.404
16	23.436	<b>24.741</b>	23.475	31.360	1'43.012	273,4	11:13'23.416
17	19.957	<b>23.788</b>	23.172	31.206	1'38.123	272,0	11:15'01.539
18	22.578	24.916	23.608	31.630	1'42.732	<b>281,0</b>	11:16'44.271
19	19.806	23.862	23.251	31.413	1'38.332	277,5	11:18'22.603
20	<b>19.701</b>	23.848	<b>23.071</b>	<b>31.060</b>	<b>1'37.680</b>	274,7	11:20'00.283

4° 54 T. RAZGATLIOGLU (1'37.731)							
Lap	Seg.1	Seg.2	Seg.3	Seg.4	Lap Time	km/h	Local Time
1		25.839	25.017	32.747			10:32'06.837
2	20.968	24.861	24.175	32.170	1'42.174	245,3	10:33'49.011
3	21.174	24.479	23.984	31.723	1'41.360	274,7	10:35'30.371
4	20.681	24.286	23.968	31.475	1'40.410	249,2	10:37'10.781
5	20.451	24.108	23.694	31.727	1'39.980	252,7	10:38'50.761
6	20.128	23.976	23.585	31.360	1'39.049	261,7	10:40'29.810
7	19.729	24.051	23.418	31.436	1'38.634	272,7	10:42'08.444
8	20.995	27.348	23.799	31.892	1'44.034	<b>278,2</b>	10:43'52.478
9	20.120	23.880	23.328	<b>31.157</b>	1'38.485	265,4	10:45'30.963
10	21.187	25.187	24.251	41.294	1'51.919P	268,7	10:47'22.882
11	10'40.355	24.555	23.514	31.412	11'59.836P		10:59'22.718
12	19.839	23.698	23.207	31.398	1'38.142	268,0	11:01'00.860
13	19.909	23.793	23.231	31.217	1'38.150	269,3	11:02'39.010
14	19.712	<b>23.686</b>	<b>23.141</b>	31.192	<b>1'37.731</b>	274,7	11:04'16.741
15	19.747	23.849	23.222	31.247	1'38.065	272,0	11:05'54.806
16	<b>19.669</b>	23.760	23.225	31.261	1'37.915	276,1	11:07'32.721
17	20.836	24.741	24.416	41.582	1'51.575P	274,7	11:09'24.296
18	4'28.134	26.350	24.448	32.082	5'51.014P		11:15'15.310
19	19.771	23.992	23.422	31.682	1'38.867	272,7	11:16'54.177
20	19.837	23.796	23.294	31.223	1'38.150	272,0	11:18'32.327
21	21.786	23.965	23.296	31.438	1'40.485	276,1	11:20'12.812

2° 31 G. GERLOFF (1'37.619)							
Lap	Seg.1	Seg.2	Seg.3	Seg.4	Lap Time	km/h	Local Time
1		28.293	26.279	33.266			10:32'01.784
2	21.960	26.225	25.149	32.192	1'45.526	219,9	10:33'47.310
3	21.053	24.802	24.290	31.882	1'42.027	235,9	10:35'29.337
4	20.541	24.630	24.250	31.538	1'40.959	241,6	10:37'10.296
5	20.363	24.320	23.773	31.932	1'40.388	246,4	10:38'50.684
6	20.387	24.133	23.575	31.706	1'39.801	251,5	10:40'30.485
7	20.245	24.049	23.477	31.558	1'39.329	254,4	10:42'09.814
8	20.175	24.289	23.430	31.535	1'39.429	256,2	10:43'49.243
9	19.964	24.003	23.551	31.359	1'38.877	261,7	10:45'28.120
10	20.053	24.470	23.937	41.881	1'50.341P	261,0	10:47'18.461
11	8'58.237	24.382	23.923	31.632	10'18.174P		10:57'36.635
12	20.459	23.951	23.641	31.362	1'39.413	244,8	10:59'16.048
13	19.961	23.905	23.367	31.226	1'38.459	262,9	11:00'54.507
14	19.965	23.837	23.337	31.242	1'38.381	258,0	11:02'32.888
15	19.912	23.847	23.377	31.357	1'38.493	<b>270,7</b>	11:04'11.381
16	20.327	24.097	23.469	31.292	1'39.185	259,8	11:05'50.566
17	19.976	23.955	23.477	43.318	1'50.726P	261,0	11:07'41.292
18	7'18.599	24.390	24.025	31.264	8'38.278P		11:16'19.570
19	19.911	23.753	23.158	<b>30.980</b>	1'37.802	261,7	11:17'57.372
20	<b>19.838</b>	<b>23.645</b>	<b>23.084</b>	31.052	<b>1'37.619</b>	266,7	11:19'34.991
21	19.850	23.783	30.365	31.360	1'45.358	258,0	11:21'20.349

5° 60 M. VAN DER MARK (1'37.829)							
Lap	Seg.1	Seg.2	Seg.3	Seg.4	Lap Time	km/h	Local Time
1		26.493	25.408	32.606			10:32'03.276
2	21.708	25.343	24.525	32.018	1'43.594	220,8	10:33'46.870
3	21.104	24.727	24.145	31.887	1'41.863	224,4	10:35'28.733
4	20.644	24.579	23.914	31.458	1'40.595	242,6	10:37'09.328
5	20.224	24.475	23.810	31.514	1'40.023	262,9	10:38'49.351
6	20.520	24.418	23.935	31.435	1'40.308	249,8	10:40'29.659
7	20.173	24.162	23.604	31.246	1'39.185	264,2	10:42'08.844
8	20.324	28.033	23.756	31.511	1'43.624	267,4	10:43'52.468
9	20.368	24.125	23.428	31.179	1'39.100	264,8	10:45'31.568
10	20.008	25.303	24.128	31.369	1'40.808	262,9	10:47'12.376
11	20.329	25.370	24.569	42.196	1'52.464P	<b>275,4</b>	10:49'04.840
12	5'37.709	24.581	23.871	31.317	6'57.478P		10:56'02.318
13	19.912	24.208	23.557	31.248	1'38.925	270,7	10:57'41.243
14	19.897	24.217	23.681	31.302	1'39.097	271,3	10:59'20.340
15	19.851	24.069	23.540	31.412	1'38.872	<b>275,4</b>	11:00'59.212
16	19.810	24.191	23.436	31.331	1'38.768	274,0	11:02'37.980
17	19.834	23.911	23.328	31.400	1'38.473	272,0	11:04'16.453
18	20.390	23.862	23.531	31.090	1'38.873	<b>275,4</b>	11:05'55.326
19	<b>19.734</b>	23.871	23.317	45.552	1'52.474P	268,0	11:07'47.800
20	3'50.523	24.201	23.759	31.232	5'09.715P		11:12'57.515
21	19.808	23.932	23.308	31.115	1'38.163	270,7	11:14'35.678
22	19.850	23.989	23.249	31.235	1'38.323	270,0	11:16'14.001
23	23.737	27.498	23.542	31.443	1'46.220	274,7	11:18'00.221
24	19.862	23.840	<b>23.158</b>	<b>30.969</b>	<b>1'37.829</b>	264,2	11:19'38.050
25	19.850	<b>23.789</b>	23.306	31.084	1'38.029	269,3	11:21'16.079

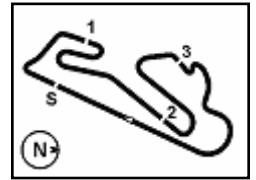
3° 76 L. BAZ (1'37.680)							
Lap	Seg.1	Seg.2	Seg.3	Seg.4	Lap Time	km/h	Local Time
1		26.949	25.352	33.307			10:32'21.386
2	21.262	25.082	24.255	32.170	1'42.769	245,3	10:34'04.155
3	20.467	24.671	23.844	32.369	1'41.351	259,8	10:35'45.506
4	20.214	24.342	23.658	31.466	1'39.680	270,7	10:37'25.186
5	20.022	24.298	23.620	31.498	1'39.438	269,3	10:39'04.624
6	20.740	24.535	23.782	31.642	1'40.699	255,6	10:40'45.323
7	20.366	23.975	23.952	31.275	1'39.568	235,4	10:42'24.891
8	19.960	29.086	23.937	31.984	1'44.967	258,6	10:44'09.858
9	20.159	24.081	23.279	31.256	1'38.775	259,2	10:45'48.633
10	24.313	24.924	23.800	41.962	1'54.999P	277,5	10:47'43.632
11	15'57.565	25.329	24.480	31.673	17'19.047P		11:05'02.679
12	20.175	23.996	23.340	31.404	1'38.915	263,5	11:06'41.594
13	19.858	24.169	23.261	31.304	1'38.592	268,0	11:08'20.186
14	21.991	24.395	23.775	31.611	1'41.772	280,3	11:10'01.958

6° 1 J. REA (1'37.832)							
Lap	Seg.1	Seg.2	Seg.3	Seg.4	Lap Time	km/h	Local Time
1		26.089	25.681	32.414			10:32'29.493
2	20.519	24.924	24.265	31.749	1'41.457	265,4	10:34'10.950

16/10/2020 P = Pits In/Out - C = Lap Time Cancelled

These data/results cannot be reproduced, stored and/or transmitted in whole or in part by any manner of electronic, mechanical, photocopying, recording, broadcasting or otherwise now known or herein after developed without the previous express consent by the copyright owner, except for reproduction in daily press and regular printed publications on sale to the public within 60 days of the event related to those data/results and always provided that copyright symbol appears together as follows below.

© DORNA WSBK ORGANIZATION Srl 2020



## Pirelli Estoril Round, 16 - 18 October 2020 Chronological Analysis Free Practice 1st Session

Circuito Estoril 4.182 m

2 / 5

3	20.279	24.569	24.197	31.792	1'40.837	264,8	10:35'51.787
4	20.080	24.513	23.677	31.562	1'39.832	259,2	10:37'31.619
5	20.237	24.169	23.423	31.209	1'39.038	252,1	10:39'10.657
6	19.988	24.101	23.449	31.533	1'39.071	259,8	10:40'49.728
7	20.002	27.683	24.425	32.208	1'44.318	266,7	10:42'34.046
8	19.913	24.047	23.589	31.285	1'38.834	<b>271,3</b>	10:44'12.880
9	21.147	24.709	23.967	44.404	1'54.227P	251,5	10:46'07.107
10	13'25.045	24.729	24.023	31.620	1'45.417P		11:00'52.524
11	20.016	24.249	23.532	39.235	1'47.032P	270,7	11:02'39.556
12	3'54.328	24.789	24.169	31.749	5'15.035P		11:07'54.591
13	20.081	23.917	23.558	31.318	1'38.874	264,2	11:09'33.465
14	20.289	23.993	23.611	31.241	1'39.134	262,3	11:11'12.599
15	19.889	23.767	23.346	41.817	1'48.819P	266,1	11:13'01.418
16	1'59.200	24.544	24.273	31.558	3'19.581P		11:16'20.999
17	<b>19.806</b>	23.859	23.301	31.140	1'38.100	262,3	11:17'59.999
18	19.858	25.771	23.540	31.477	1'40.646	263,5	11:19'39.745
19	19.956	<b>23.736</b>	<b>23.184</b>	<b>30.956</b>	<b>1'37.832</b>	268,0	11:21'17.577

9° 64 F. CARICASULO (1'38.538)							
Lap	Seg.1	Seg.2	Seg.3	Seg.4	Lap Time	km/h	Local Time
1		28.633	26.565	33.514			10:32'01.999
2	22.157	26.158	25.150	32.163	1'45.628	212,7	10:33'47.627
3	21.108	24.825	24.384	31.614	1'41.931	234,9	10:35'29.558
4	20.799	24.665	24.178	31.900	1'41.542	240,5	10:37'11.100
5	20.898	24.401	23.827	31.953	1'41.079	233,9	10:38'52.179
6	20.337	24.497	24.035	31.894	1'40.763	255,6	10:40'32.942
7	20.170	24.359	23.866	31.723	1'40.118	264,2	10:42'13.060
8	29.303	28.914	27.285	32.070	1'57.572	262,9	10:44'10.632
9	20.470	24.499	23.899	31.890	1'40.758	248,1	10:45'51.390
10	20.356	24.374	23.997	32.885	1'41.612	256,8	10:47'33.002
11	20.370	24.298	23.751	41.705	1'50.124P	252,1	10:49'23.126
12	6'16.142	25.004	24.218	31.916	7'37.280P		10:57'00.406
13	20.335	24.381	23.768	31.878	1'40.362	253,8	10:58'40.768
14	20.107	24.037	24.366	31.499	1'40.009	262,3	11:00'20.777
15	20.122	24.198	23.380	31.660	1'39.360	256,2	11:02'00.137
16	20.022	24.248	23.611	31.696	1'39.577	266,1	11:03'39.714
17	19.937	24.268	23.607	31.607	1'39.419	266,7	11:05'19.133
18	21.307	25.643	24.319	43.012	1'54.281P	264,2	11:07'13.414
19	4'04.271	24.920	23.976	31.405	5'24.572P		11:12'37.986
20	20.132	24.077	23.560	31.477	1'39.246	255,0	11:14'17.232
21	20.085	24.089	23.505	<b>31.311</b>	1'38.990	253,8	11:15'56.222
22	20.019	25.860	23.743	31.797	1'41.419	257,4	11:17'37.641
23	<b>19.873</b>	23.843	<b>23.343</b>	31.479	<b>1'38.538</b>	<b>270,7</b>	11:19'16.179
24	19.965	<b>23.838</b>	23.451	31.409	1'38.663	262,9	11:20'54.842

7° 94 J. FOLGER (1'38.211)							
Lap	Seg.1	Seg.2	Seg.3	Seg.4	Lap Time	km/h	Local Time
1		26.968	25.668	32.713			10:32'30.924
2	22.282	25.280	24.104	32.033	1'43.699	218,1	10:34'14.623
3	21.170	24.408	23.798	31.802	1'41.178	234,9	10:35'55.801
4	20.997	24.297	23.539	31.610	1'40.443	227,6	10:37'36.244
5	20.419	24.234	23.446	31.852	1'39.951	254,4	10:39'16.195
6	20.243	24.084	23.440	31.605	1'39.372	251,5	10:40'55.567
7	20.286	24.031	23.370	31.458	1'39.145	248,7	10:42'34.712
8	20.453	23.761	23.285	42.346	1'49.845P	241,1	10:44'24.557
9	10'44.339	25.134	23.795	31.503	12'04.771P		10:56'29.328
10	20.223	23.932	23.345	31.378	1'38.878	258,0	10:58'08.206
11	20.053	23.994	24.455	31.423	1'39.925	261,7	10:59'48.131
12	20.169	23.971	23.355	31.373	1'38.868	247,6	11:01'26.999
13	<b>19.826</b>	23.917	23.356	31.385	1'38.484	<b>268,7</b>	11:03'05.483
14	22.498	26.148	23.703	42.186	1'54.535P	261,7	11:05'00.018
15	8'02.990	27.195	24.354	32.117	9'26.656P		11:14'26.674
16	20.038	23.942	23.494	31.291	1'38.765	258,0	11:16'05.439
17	19.886	23.808	23.327	31.307	1'38.328	264,2	11:17'43.767
18	22.436	28.567	27.594	38.062	1'56.659	264,2	11:19'40.426
19	20.035	<b>23.727</b>	<b>23.255</b>	<b>31.194</b>	<b>1'38.211</b>	249,8	11:21'18.637

10° 7 C. DAVIES (1'38.563)							
Lap	Seg.1	Seg.2	Seg.3	Seg.4	Lap Time	km/h	Local Time
1		26.508	25.587	32.655			10:32'53.294
2	20.813	24.653	24.567	32.024	1'42.057	253,8	10:34'35.351
3	20.315	24.479	23.751	31.783	1'40.328	253,2	10:36'15.679
4	19.983	24.401	23.672	31.666	1'39.722	272,7	10:37'55.401
5	19.815	24.213	23.351	36.378	1'43.757	274,0	10:39'39.158
6	21.080	24.089	23.456	32.156	1'40.781	<b>281,0</b>	10:41'19.939
7	20.003	23.930	23.443	31.597	1'38.973	268,7	10:42'58.912
8	19.821	26.219	25.715	32.545	1'44.300	274,7	10:44'43.212
9	19.892	24.015	23.383	31.493	1'38.783	273,4	10:46'21.995
10	19.951	24.083	<b>23.265</b>	31.483	1'38.782	268,7	10:48'00.777
11	21.887	26.987	24.894	43.383	1'57.151P	262,3	10:49'57.928
12	12'49.226	25.264	29.278	37.340	14'21.108P		11:04'19.036
13	20.366	24.318	23.770	31.939	1'40.393	272,0	11:05'59.429
14	20.035	23.952	23.763	31.684	1'39.434	272,0	11:07'38.863
15	19.877	24.163	23.378	31.593	1'39.011	274,0	11:09'17.874
16	20.821	26.931	24.667	31.802	1'44.221C	270,7	11:11'02.095
17	<b>19.779</b>	24.016	23.686	31.471	1'38.952	274,0	11:12'41.047
18	19.896	<b>23.900</b>	23.371	<b>31.396</b>	<b>1'38.563</b>	274,0	11:14'19.610
19	20.319	27.128	24.332	36.405	1'48.184	270,7	11:16'07.794
20	20.206	24.064	23.297	31.661	1'39.228	275,4	11:17'47.022
21	23.873	26.292	23.852	44.339	1'58.356	275,4	11:19'45.378
22	25.834	24.607	24.239	32.241	1'46.921	280,3	11:21'32.299

8° 22 A. LOWES (1'38.498)							
Lap	Seg.1	Seg.2	Seg.3	Seg.4	Lap Time	km/h	Local Time
1		26.255	25.254	33.098			10:32'12.245
2	20.905	25.132	24.337	33.078	1'43.452	239,0	10:33'55.697
3	30.357	26.034	29.214	47.074	2'12.679P	<b>276,1</b>	10:36'08.376
4	5'14.314	25.500	24.590	32.352	6'36.756P		10:42'45.132
5	20.334	24.609	24.274	31.672	1'40.889	261,7	10:44'26.021
6	19.981	24.329	23.704	31.549	1'39.563	266,1	10:46'05.584
7	20.072	24.237	23.524	31.508	1'39.341	265,4	10:47'44.925
8	24.550	24.816	24.613	42.791	1'56.770P	255,6	10:49'41.695
9	9'27.448	25.048	24.366	31.923	10'48.785P		11:00'30.480
10	20.588	24.434	23.639	31.634	1'40.295	272,7	11:02'10.775
11	20.228	24.232	23.550	31.330	1'39.340	255,6	11:03'50.115
12	19.894	24.217	23.467	31.195	1'38.773	266,7	11:05'28.888
13	19.881	23.992	23.412	31.267	1'38.552	268,0	11:07'07.440
14	<b>19.878</b>	24.062	23.283	31.358	1'38.581	267,4	11:08'46.021
15	25.847	26.357	31.479	32.001	1'55.684	257,4	11:10'41.705
16	19.957	24.545	23.624	31.568	1'39.694	268,0	11:12'21.399
17	19.886	24.130	23.502	31.349	1'38.867	268,7	11:14'00.266
18	19.945	24.088	23.332	31.535	1'38.900	266,7	11:15'39.166
19	20.234	<b>23.951</b>	<b>23.209</b>	<b>31.104</b>	<b>1'38.498</b>	255,0	11:17'17.664
20	24.590	29.152	30.086	45.938	2'09.766P	266,7	11:19'27.430

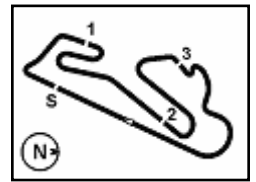
11° 19 A. BAUTISTA (1'38.580)							
Lap	Seg.1	Seg.2	Seg.3	Seg.4	Lap Time	km/h	Local Time
1		26.288	25.240	32.808			10:32'06.459
2	20.957	25.303	24.422	32.022	1'42.704	254,4	10:33'49.163
3	21.615	24.543	23.876	31.586	1'41.620	265,4	10:35'30.783
4	20.588	24.364	23.859	31.484	1'40.295	241,1	10:37'11.078
5	20.600	24.204	23.460	31.572	1'39.836	237,9	10:38'50.914
6	20.361	24.231	23.618	31.558	1'39.768	249,8	10:40'30.682
7	20.530	24.354	23.744	31.542	1'40.170	239,0	10:42'10.852
8	20.524	24.149	23.508	<b>31.409</b>	1'39.590	234,4	10:43'50.442
9	21.799	25.605	23.901	40.723	1'52.028P	236,4	10:45'42.470

16/10/2020 P = Pits In/Out - C = Lap Time Cancelled

These data/results cannot be reproduced, stored and/or transmitted in whole or in part by any manner of electronic, mechanical, photocopying, recording, broadcasting or otherwise now known or herein after developed without the previous express consent by the copyright owner, except for reproduction in daily press and regular printed publications on sale to the public within 60 days of the event related to those data/results and always provided that copyright symbol appears together as follows below.

© DORNA WSBK ORGANIZATION Srl 2020





## Pirelli Estoril Round, 16 - 18 October 2020 Chronological Analysis Free Practice 1st Session

Circuito Estoril 4.182 m

3 / 5

10	8'47.834	24.918	24.090	31.930	10'08.772P		10:55'51.242	4	20.396	24.309	23.689	31.689	1'40.083	259,8	10:37'14.395
11	20.015	24.265	23.430	31.614	1'39.324	261,0	10:57'30.566	5	20.360	24.261	23.547	31.397	1'39.565	262,9	10:38'53.960
12	20.618	24.648	23.643	31.731	1'40.640	250,9	10:59'11.206	6	20.178	24.181	23.622	<b>31.317</b>	1'39.298	261,0	10:40'33.258
13	20.088	24.225	23.500	31.579	1'39.392	261,0	11:00'50.598	7	20.115	24.393	24.125	46.301	1'54.934P	257,4	10:42'28.192
14	20.036	24.229	23.706	31.657	1'39.628	258,6	11:02'30.226	8	8'57.744	25.126	24.143	32.133	10'19.146P		10:52'47.338
15	19.949	24.326	23.371	31.626	1'39.272	266,1	11:04'09.498	9	20.401	24.386	23.587	31.587	1'39.961	249,2	10:54'27.299
16	20.090	24.234	23.350	40.840	1'48.514P	261,0	11:05'58.012	10	20.118	24.381	23.580	31.548	1'39.627	266,7	10:56'06.926
17	6'39.774	24.898	23.848	31.720	8'00.240P		11:13'58.252	11	20.149	24.252	<b>23.524</b>	31.589	1'39.514	264,2	10:57'46.440
18	19.953	24.283	23.953	31.677	1'39.866	259,8	11:15'38.118	12	28.560	25.933	26.148	46.333	2'06.974P	265,4	10:59'53.414
19	19.874	24.151	<b>23.312</b>	31.521	1'38.858	271,3	11:17'16.976	13	6'30.816	24.773	23.887	31.945	7'51.421P		11:07'44.835
20	19.877	24.034	25.837	31.576	1'41.324	268,7	11:18'58.300	14	20.376	24.288	23.973	31.733	1'40.370	252,1	11:09'25.205
21	<b>19.744</b>	<b>24.030</b>	23.354	31.452	<b>1'38.580</b>	<b>273,4</b>	11:20'36.880	15	20.257	24.299	23.574	31.450	1'39.580	252,7	11:11'04.785

### 12° 91 L. HASLAM (1'38.664)

Lap	Seg.1	Seg.2	Seg.3	Seg.4	Lap Time	km/h	Local Time
1		28.015	27.060	35.268			10:32'01.227
2	22.077	26.199	24.730	32.247	1'45.253	248,7	10:33'46.480
3	20.862	25.123	23.981	32.286	1'42.252	234,4	10:35'28.732
4	20.861	24.583	23.904	31.635	1'40.983	237,9	10:37'09.715
5	20.321	24.518	23.880	33.057	1'41.776	250,4	10:38'51.491
6	20.295	24.124	23.484	<b>31.481</b>	1'39.384	253,8	10:40'30.875
7	20.622	24.287	23.868	32.025	1'40.802	237,4	10:42'11.677
8	20.121	24.533	23.453	31.505	1'39.612	249,8	10:43'51.289
9	20.173	24.732	25.982	45.107	1'55.994P	255,6	10:45'47.283
10	10'48.941	27.071	26.301	33.580	12'15.893P		10:58'03.176
11	21.866	25.536	24.789	32.347	1'44.538	225,3	10:59'47.714
12	20.391	24.596	23.502	31.789	1'40.278	255,0	11:01'27.992
13	19.912	<b>23.985</b>	23.410	31.601	1'38.908	259,8	11:03'06.900
14	20.328	29.065	24.811	47.406	2'01.610P	264,2	11:05'08.510
15	9'16.704	25.424	24.522	32.931	10'39.581P		11:15'48.091
16	20.009	24.108	23.563	33.121	1'40.801	263,5	11:17'28.892
17	21.459	24.938	25.439	34.052	1'45.888	<b>274,7</b>	11:19'14.780
18	<b>19.822</b>	23.987	<b>23.335</b>	31.520	<b>1'38.664</b>	265,4	11:20'53.444

### 15° 21 M. RINALDI (1'38.857)

Lap	Seg.1	Seg.2	Seg.3	Seg.4	Lap Time	km/h	Local Time
1		27.704	26.542	33.245			10:33'03.055
2	22.106	26.020	24.890	32.314	1'45.330	208,2	10:34'48.385
3	20.752	24.947	24.277	31.895	1'41.871	252,7	10:36'30.256
4	20.518	24.660	24.036	31.723	1'40.937	254,4	10:38'11.193
5	20.548	24.699	24.011	31.675	1'40.933	250,9	10:39'52.126
6	20.376	24.536	23.887	31.592	1'40.391	251,5	10:41'32.517
7	20.568	25.816	25.963	42.232	1'54.579P	247,0	10:43'27.096
8	7'45.580	25.386	24.559	31.847	9'07.372P		10:52'34.468
9	20.329	24.431	23.884	31.798	1'40.442	260,4	10:54'14.910
10	20.206	24.296	23.816	31.616	1'39.934	252,7	10:55'54.844
11	20.212	24.172	23.799	31.438	1'39.621	254,4	10:57'34.465
12	20.310	34.434	26.260	43.063	2'04.067P	251,5	10:59'38.532
13	11'01.929	25.400	24.476	32.367	12'24.172P		11:12'02.704
14	20.170	24.168	23.647	31.525	1'39.510	255,6	11:13'42.214
15	20.124	24.270	23.616	31.466	1'39.476	249,8	11:15'21.690
16	<b>19.947</b>	<b>24.078</b>	<b>23.525</b>	<b>31.307</b>	<b>1'38.857</b>	<b>262,9</b>	11:17'00.547
17	20.133	31.430	25.509	32.136	1'49.208	256,8	11:18'49.755
18	20.021	24.129	23.625	31.355	1'39.130	258,0	11:20'28.885

### 13° 66 T. SYKES (1'38.746)

Lap	Seg.1	Seg.2	Seg.3	Seg.4	Lap Time	km/h	Local Time
1		27.702	26.572	33.689			10:32'51.115
2	21.387	25.529	24.834	32.366	1'44.116	244,3	10:34'35.231
3	21.090	24.650	24.043	31.773	1'41.556	<b>274,0</b>	10:36'16.787
4	20.382	24.507	23.814	31.725	1'40.428	260,4	10:37'57.215
5	20.242	24.288	23.729	31.899	1'40.158	259,2	10:39'37.373
6	20.113	24.378	23.662	31.805	1'39.958	264,8	10:41'17.331
7	20.607	25.092	25.422	33.272	1'44.393	259,2	10:43'01.724
8	20.121	24.181	23.628	31.636	1'39.566	263,5	10:44'41.290
9	20.308	24.211	23.583	31.452	1'39.554	253,2	10:46'20.844
10	22.101	25.206	24.675	43.098	1'55.080P	257,4	10:48'15.924
11	10'47.177	26.000	24.644	32.105	12'09.926P		11:00'25.850
12	20.900	24.536	23.799	32.118	1'41.353	273,4	11:02'07.203
13	20.280	24.265	23.566	31.572	1'39.683	255,6	11:03'46.886
14	20.098	24.306	23.478	31.457	1'39.339	257,4	11:05'26.225
15	20.611	24.806	24.420	32.061	1'41.898	259,2	11:07'08.123
16	20.257	<b>24.026</b>	23.498	31.686	1'39.467	250,9	11:08'47.590
17	20.521	24.773	24.017	41.119	1'50.430P	266,7	11:10'38.020
18	4'13.614	25.460	27.363	32.108	5'38.545P		11:16'16.565
19	20.258	24.125	23.447	31.473	1'39.303	259,8	11:17'55.868
20	<b>19.941</b>	24.044	<b>23.357</b>	<b>31.404</b>	<b>1'38.746</b>	270,7	11:19'34.614
21	21.346	24.802	29.502	31.999	1'47.649	268,0	11:21'22.263

### 16° 50 E. LAVERTY (1'38.959)

Lap	Seg.1	Seg.2	Seg.3	Seg.4	Lap Time	km/h	Local Time
1		27.573	26.721	33.689			10:32'01.595
2	21.869	25.611	24.483	32.325	1'44.288	230,5	10:33'45.883
3	21.198	25.067	23.934	31.833	1'42.032	241,1	10:35'27.915
4	21.167	24.582	23.898	31.719	1'41.366	239,0	10:37'09.281
5	20.526	24.487	23.813	31.705	1'40.531	256,8	10:38'49.812
6	20.426	24.377	24.064	31.714	1'40.581	256,8	10:40'30.393
7	20.675	24.280	23.623	31.612	1'40.190	249,2	10:42'10.583
8	20.201	24.250	23.620	31.538	1'39.609	256,8	10:43'50.192
9	24.335	26.146	24.619	43.717	1'58.817P	253,2	10:45'49.009
10	8'26.085	26.202	25.114	32.828	9'50.229P		10:55'39.238
11	20.701	24.622	23.792	31.595	1'40.710	256,8	10:57'19.948
12	20.104	24.498	23.765	31.710	1'40.077	<b>266,1</b>	10:59'00.025
13	20.118	24.237	23.562	31.517	1'39.434	261,7	11:00'39.459
14	20.032	24.233	23.637	31.534	1'39.436	<b>266,1</b>	11:02'18.895
15	20.165	24.468	23.664	31.590	1'39.887	261,7	11:03'58.782
16	20.205	24.272	23.524	31.623	1'39.624	261,7	11:05'38.406
17	20.006	24.644	24.420	43.287	1'52.357P	265,4	11:07'30.763
18	7'14.968	26.898	25.599	32.290	8'39.755P		11:16'10.518
19	20.126	24.163	23.734	31.387	1'39.410	260,4	11:17'49.928
20	<b>19.920</b>	24.245	<b>23.496</b>	<b>31.298</b>	<b>1'38.959</b>	263,5	11:19'28.887
21	20.107	<b>24.081</b>	23.578	31.358	1'39.124	259,8	11:21'08.011

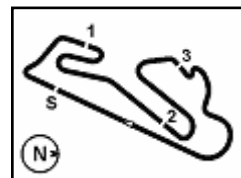
### 14° 12 X. FORES (1'38.801)

Lap	Seg.1	Seg.2	Seg.3	Seg.4	Lap Time	km/h	Local Time
1		25.842	24.998	32.375			10:32'07.633
2	20.745	24.774	24.285	31.990	1'41.794	252,1	10:33'49.427
3	22.393	26.853	24.003	31.636	1'44.885	246,4	10:35'34.312

16/10/2020 P = Pits In/Out - C = Lap Time Cancelled

These data/results cannot be reproduced, stored and/or transmitted in whole or in part by any manner of electronic, mechanical, photocopying, recording, broadcasting or otherwise now known or herein after developed without the previous express consent by the copyright owner, except for reproduction in daily press and regular printed publications on sale to the public within 60 days of the event related to those data/results and always provided that copyright symbol appears together as follows below.

© DORNA WSBK ORGANIZATION Srl 2020



## Pirelli Estoril Round, 16 - 18 October 2020 Chronological Analysis Free Practice 1st Session

Circuito Estoril 4.182 m

4 / 5

17° 71 M. FERRARI (1'39.297)							
Lap	Seg.1	Seg.2	Seg.3	Seg.4	Lap Time	km/h	Local Time

1		27.082	25.304	32.991			10:32'12.983
2	23.082	25.231	24.849	32.400	1'45.562	255,6	10:33'58.545
3	21.939	24.929	24.126	32.088	1'43.082	261,7	10:35'41.627
4	20.645	24.719	24.213	32.079	1'41.656	256,8	10:37'23.283
5	20.504	24.683	24.074	31.976	1'41.237	255,6	10:39'04.520
6	20.319	24.474	23.957	31.751	1'40.501	258,0	10:40'45.021
7	22.536	25.798	31.540	43.885	2'03.759P	<b>264,8</b>	10:42'48.780
8	15'20.932	25.027	24.222	31.784	16'41.965P		10:59'30.745
9	20.678	24.565	23.820	31.673	1'40.736	248,7	11:01'11.481
10	20.529	24.268	23.784	31.669	1'40.250	250,4	11:02'51.731
11	20.535	24.316	23.748	31.635	1'40.234	264,2	11:04'31.965
12	20.692	24.341	23.631	31.568	1'40.232	242,6	11:06'12.197
13	20.265	24.310	23.797	34.179	1'42.551	253,8	11:07'54.748
14	20.475	24.236	23.693	31.612	1'40.016	243,7	11:09'34.764
15	20.245	24.145	<b>23.553</b>	31.411	1'39.354	254,4	11:11'14.118
16	20.265	24.124	23.580	<b>31.401</b>	1'39.370	252,7	11:12'53.488
17	22.286	27.728	24.746	42.635	1'57.395P	257,4	11:14'50.883
18	3'11.280	25.802	23.892	31.761	4'32.735P		11:19'23.618
19	<b>20.186</b>	<b>24.104</b>	23.599	31.408	<b>1'39.297</b>	250,4	11:21'02.915

18° 20 S. BARRIER (1'39.582)							
Lap	Seg.1	Seg.2	Seg.3	Seg.4	Lap Time	km/h	Local Time

1		25.578	24.444	32.424			10:31'51.655
2	20.631	24.435	23.800	31.800	1'40.666	258,6	10:33'32.321
3	20.572	24.331	23.644	31.770	1'40.317	253,8	10:35'12.638
4	20.238	24.119	23.776	41.123	1'49.256P	256,2	10:37'01.894
5	6'41.930	24.791	24.360	31.956	8'03.037P		10:45'04.931
6	20.811	24.268	23.645	<b>31.710</b>	1'40.434	<b>267,4</b>	10:46'45.365
7	20.179	24.180	<b>23.454</b>	31.769	<b>1'39.582</b>	257,4	10:48'24.947
8	20.432	<b>24.071</b>	23.620	32.254	1'40.377	261,0	10:50'05.324
9	23.720	24.890	24.274	40.063	1'52.947P	258,0	10:51'58.271
10	11'30.245	24.681	23.626	31.784	12'50.336P		11:04'48.607
11	20.377	24.549	24.162	31.755	1'40.843C	256,2	11:06'29.450
12	20.255	24.262	23.498	32.042	1'40.057	252,7	11:08'09.507
13	<b>20.068</b>	24.251	23.465	32.119	1'39.903	259,8	11:09'49.410
14	24.426	24.925	25.506	40.886	1'55.743P	264,2	11:11'45.153
15	5'14.214	24.761	24.087	31.865	6'34.927P		11:18'20.080
16	20.102	24.217	23.483	31.813	1'39.615	255,0	11:19'59.695
17	20.104	24.097	23.537	31.850	1'39.588	258,0	11:21'39.283

19° 13 T. TAKAHASHI (1'40.357)							
Lap	Seg.1	Seg.2	Seg.3	Seg.4	Lap Time	km/h	Local Time

1		29.321	28.265	33.868			10:32'23.150
2	22.071	26.224	25.772	34.306	1'48.373	247,6	10:34'11.523
3	20.768	25.248	26.150	33.286	1'45.452	259,2	10:35'56.975
4	20.548	24.870	24.483	32.509	1'42.410	255,6	10:37'39.385
5	21.021	26.513	26.417	32.362	1'46.313	265,4	10:39'25.698
6	20.421	25.126	24.537	32.027	1'42.111	258,6	10:41'07.809
7	20.357	26.161	24.860	32.113	1'43.491	268,0	10:42'51.300
8	21.290	25.053	24.448	32.032	1'42.823	<b>280,3</b>	10:44'34.123
9	20.446	25.145	24.279	32.070	1'41.940	274,0	10:46'16.063
10	20.244	28.191	26.291	47.473	2'02.199P	272,7	10:48'18.262
11	10'12.889	25.663	24.585	32.212	11'35.349P		10:59'53.611
12	20.412	24.931	24.245	32.485	1'42.073	261,0	11:01'35.684
13	20.440	24.557	24.125	32.066	1'41.188	258,6	11:03'16.872
14	20.288	24.682	24.221	31.964	1'41.155	263,5	11:04'58.027
15	20.322	24.810	24.183	35.358	1'44.673	268,7	11:06'42.700
16	20.203	24.698	24.041	31.912	1'40.854	268,7	11:08'23.554
17	21.299	25.746	25.307	46.730	1'59.082P	266,7	11:10'22.636
18	5'36.838	26.957	25.269	33.398	7'02.462P		11:17'25.098

19	20.276	25.029	24.332	32.880	1'42.517	261,7	11:19'07.615
20	<b>20.145</b>	<b>24.487</b>	<b>23.965</b>	<b>31.760</b>	<b>1'40.357</b>	268,7	11:20'47.972

20° 36 L. MERCADO (1'40.523)							
Lap	Seg.1	Seg.2	Seg.3	Seg.4	Lap Time	km/h	Local Time

1		29.347	27.055	33.848			10:32'03.240
2	21.760	26.072	25.454	32.645	1'45.931	243,2	10:33'49.171
3	20.967	25.161	24.708	32.102	1'42.938	244,8	10:35'32.109
4	23.809	25.136	24.745	32.313	1'46.003	272,0	10:37'18.112
5	20.520	24.668	24.506	32.284	1'41.978	254,4	10:39'00.090
6	20.395	24.724	24.365	32.169	1'41.653	262,3	10:40'41.743
7	20.332	24.519	24.166	31.789	1'40.806	262,9	10:42'22.549
8	20.319	24.457	24.106	<b>31.735</b>	1'40.617	260,4	10:44'03.166
9	24.264	27.214	24.196	32.038	1'47.712	<b>278,2</b>	10:45'50.878
10	<b>20.294</b>	24.509	24.273	44.997	1'54.073P	262,3	10:47'44.951
11	10'00.410	25.739	24.623	32.320	11'23.092P		10:59'08.043
12	20.493	24.501	24.168	32.023	1'41.185	258,6	11:00'49.228
13	20.434	<b>24.326</b>	24.096	32.005	1'40.861	258,6	11:02'30.089
14	20.439	24.511	24.125	31.936	1'41.011	256,2	11:04'11.100
15	20.479	24.730	23.909	31.800	1'40.918	254,4	11:05'52.018
16	21.466	26.401	24.373	41.802	1'54.042P	265,4	11:07'46.060
17	7'57.057	24.904	25.126	32.005	9'19.092P		11:17'05.152
18	20.334	24.327	<b>23.857</b>	32.005	<b>1'40.523</b>	252,7	11:18'45.675
19	20.442	24.375	25.399	32.120	1'42.336	259,8	11:20'28.011

21° 32 S. MORAIS (1'41.153)							
Lap	Seg.1	Seg.2	Seg.3	Seg.4	Lap Time	km/h	Local Time

1		28.550	27.287	34.089			10:33'03.882
2	22.320	25.790	25.322	32.917	1'46.349	214,7	10:34'50.231
3	21.165	25.243	24.481	32.610	1'43.499	240,5	10:36'33.730
4	21.176	25.175	24.181	32.626	1'43.158	237,4	10:38'16.888
5	12'03.935	27.000	25.756	32.717	13'29.408	234,4	10:51'46.296
6	21.134	25.218	24.415	32.144	1'42.911	240,5	10:53'29.207
7	20.614	24.778	24.014	<b>32.092</b>	1'41.498	246,4	10:55'10.705
8	20.629	24.722	24.199	32.138	1'41.688	245,3	10:56'52.393
9	20.706	24.720	23.864	32.168	1'41.458	243,2	10:58'33.851
10	20.629	24.674	24.305	44.932	1'54.540P	246,4	11:00'28.391
11	5'23.742	25.514	24.517	32.577	6'46.350P		11:07'14.741
12	20.619	24.584	<b>23.858</b>	<b>32.092</b>	<b>1'41.153</b>	249,2	11:08'55.894
13	<b>20.478</b>	<b>24.582</b>	24.004	32.121	1'41.185	249,2	11:10'37.079
14	20.494	24.933	29.736	46.278	2'01.441P	<b>252,7</b>	11:12'38.520
15	3'53.949	26.737	25.585	36.924	5'23.195P		11:18'01.715
16	20.770	24.912	23.979	32.367	1'42.028	248,7	11:19'43.743
17	23.655	28.300	26.390	46.050	2'04.395P	240,0	11:21'48.138

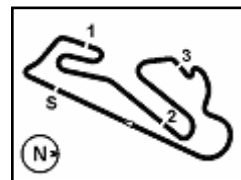
22° 51 E. GRANADO (1'41.448)							
Lap	Seg.1	Seg.2	Seg.3	Seg.4	Lap Time	km/h	Local Time

1		30.216	27.711	34.866			10:32'47.985
2	23.491	26.263	25.453	33.103	1'48.310	193,6	10:34'36.295
3	21.961	25.337	25.069	32.528	1'44.895	215,6	10:36'21.190
4	21.775	25.160	24.706	32.470	1'44.111	219,0	10:38'05.301
5	21.182	25.026	24.600	32.163	1'42.971	228,1	10:39'48.272
6	20.846	24.811	24.403	32.236	1'42.296	241,6	10:41'30.568
7	21.525	25.101	24.315	32.261	1'43.202	213,1	10:43'13.770
8	21.103	24.865	24.356	32.201	1'42.525	227,1	10:44'56.295
9	20.764	24.930	24.467	32.151	1'42.312	245,3	10:46'38.607
10	27.234	25.669	24.598	50.215	2'07.716P	252,1	10:48'46.323
11	14'42.439	26.646	24.717	32.316	16'06.118P		11:04'52.441
12	20.669	24.961	24.227	32.433	1'42.290	247,6	11:06'34.731
13	20.913	24.730	24.270	32.198	1'42.111	241,6	11:08'16.842
14	20.721	25.271	34.257	32.501	1'52.750	245,3	11:10'09.592
15	20.682	24.779	<b>24.010</b>	32.126	1'41.597	<b>253,2</b>	11:11'51.189
16	<b>20.662</b>	<b>24.564</b>	24.153	<b>32.069</b>	<b>1'41.448</b>	251,5	11:13'32.637

16/10/2020 P = Pits In/Out - C = Lap Time Cancelled

These data/results cannot be reproduced, stored and/or transmitted in whole or in part by any manner of electronic, mechanical, photocopying, recording, broadcasting or otherwise now known or herein after developed without the previous express consent by the copyright owner, except for reproduction in daily press and regular printed publications on sale to the public within 60 days of the event related to those data/results and always provided that copyright symbol appears together as follows below.

© DORNA WSBK ORGANIZATION Srl 2020



**Pirelli Estoril Round, 16 - 18 October 2020**  
**Chronological Analysis Free Practice 1st Session**

17	20.741	26.987	24.713	47.741	2'00.182P	248,1	11:15'32.819
18	3'45.746	30.531	28.422	32.852	5'17.551P		11:20'50.370

23°							
84 L. CRESSON (1'43.642)							
Lap	Seg.1	Seg.2	Seg.3	Seg.4	Lap Time	km/h	Local Time
1		28.467	26.939	34.329			10:32'10.514
2	23.573	26.682	25.942	33.558	1'49.755	256,8	10:34'00.269
3	21.421	25.659	24.966	33.335	1'45.381	255,6	10:35'45.650
4	21.852	25.873	25.162	33.515	1'46.402	255,0	10:37'32.052
5	20.944	25.471	25.016	33.004	1'44.435	253,8	10:39'16.487
6	21.135	25.537	24.810	33.021	1'44.503	250,4	10:41'00.990
7	21.042	25.658	24.965	33.369	1'45.034	<b>259,8</b>	10:42'46.024
8	20.911	25.350	24.683	32.923	1'43.867	255,0	10:44'29.891
9	21.453	30.109	25.648	47.957	2'05.167P	<b>259,8</b>	10:46'35.058
10	7'25.889	27.666	25.772	33.571	8'52.898P		10:55'27.956
11	21.573	25.940	24.880	33.093	1'45.486	244,8	10:57'13.442
12	1'09.087	29.359	26.261	33.132	2'37.839	255,0	10:59'51.281
13	21.115	25.505	24.770	32.936	1'44.326	252,1	11:01'35.607
14	21.046	25.206	<b>24.634</b>	32.756	<b>1'43.642</b>	250,9	11:03'19.249
15	21.243	25.681	25.008	42.182	1'54.114P	250,4	11:05'13.363
16	3'45.453	26.877	25.477	33.579	5'11.386P		11:10'24.749
17	21.293	26.023	25.194	33.132	1'45.642	249,8	11:12'10.391
18	20.929	25.682	24.934	32.969	1'44.514	253,8	11:13'54.905
19	20.943	25.535	24.967	32.952	1'44.397	251,5	11:15'39.302
20	20.877	<b>25.176</b>	25.019	<b>32.746</b>	1'43.818	246,4	11:17'23.120
21	20.890	25.654	24.841	33.142	1'44.527	255,6	11:19'07.647
22	<b>20.799</b>	25.377	24.654	32.994	1'43.824	252,7	11:20'51.471

16/10/2020 P = Pits In/Out - C = Lap Time Cancelled

These data/results cannot be reproduced, stored and/or transmitted in whole or in part by any manner of electronic, mechanical, photocopying, recording, broadcasting or otherwise now known or herein after developed without the previous express consent by the copyright owner, except for reproduction in daily press and regular printed publications on sale to the public within 60 days of the event related to those data/results and always provided that copyright symbol appears together as follows below.

© DORNA WSBK ORGANIZATION Srl 2020

