
Pirelli Estoril Round, 16 - 18 October 2020
Results Free Practice 2nd Session

Circuito Estoril 4.182 m

1 / 2

No.	Rider	Nat	Team	Bike	Class	Time	Gap	Rel.	Laps	Speed	
										Avg	Max
1	45 S. REDDING	GBR	ARUBA.IT Racing - Ducati	Ducati Panigale V4 R		1'36.886			18	155,391	286,9
2	54 T. RAZGATLIOGLU	TUR	PATA YAMAHA WorldSBK Official Team	Yamaha YZF R1		1'36.975	0.089	0.089	19	155,248	278,2
3	76 L. BAZ	FRA	Ten Kate Racing Yamaha	Yamaha YZF R1	IND	1'37.084	0.198	0.109	11	155,074	282,5
4	1 J. REA	GBR	Kawasaki Racing Team WorldSBK	Kawasaki ZX-10RR		1'37.443	0.557	0.359	21	154,503	276,1
5	22 A. LOWES	GBR	Kawasaki Racing Team WorldSBK	Kawasaki ZX-10RR		1'37.563	0.677	0.120	22	154,313	274,7
6	31 G. GERLOFF	USA	GRT Yamaha WorldSBK Junior Team	Yamaha YZF R1	IND	1'37.606	0.720	0.043	19	154,245	272,7
7	7 C. DAVIES	GBR	ARUBA.IT Racing - Ducati	Ducati Panigale V4 R		1'37.626	0.740	0.020	25	154,213	281,0
8	94 J. FOLGER	GER	Bonovo Action by MGM Racing	Yamaha YZF R1	IND	1'37.628	0.742	0.002	19	154,210	266,7
9	60 M. VAN DER MARK	NED	PATA YAMAHA WorldSBK Official Team	Yamaha YZF R1		1'37.775	0.889	0.147	21	153,978	275,4
10	91 L. HASLAM	GBR	Team HRC	Honda CBR1000RR-R		1'37.883	0.997	0.108	19	153,808	275,4
11	19 A. BAUTISTA	ESP	Team HRC	Honda CBR1000RR-R		1'37.914	1.028	0.031	17	153,759	272,7
12	66 T. SYKES	GBR	BMW Motorrad WorldSBK Team	BMW S1000 RR		1'37.936	1.050	0.022	17	153,725	277,5
13	21 M. RINALDI	ITA	Team GOELEVELN	Ducati Panigale V4 R	IND	1'38.241	1.355	0.305	18	153,248	270,7
14	12 X. FORES	ESP	Kawasaki Puccetti Racing	Kawasaki ZX-10RR	IND	1'38.266	1.380	0.025	19	153,209	274,7
15	20 S. BARRIER	FRA	Brixx Performance	Ducati Panigale V4 R	IND	1'38.375	1.489	0.109	20	153,039	262,3
16	64 F. CARICASULO	ITA	GRT Yamaha WorldSBK Junior Team	Yamaha YZF R1	IND	1'38.515	1.629	0.140	26	152,821	274,0
17	71 M. FERRARI	ITA	Barni Racing Team	Ducati Panigale V4 R	IND	1'38.766	1.880	0.251	18	152,433	270,0
18	50 E. LAVERTY	IRL	BMW Motorrad WorldSBK Team	BMW S1000 RR		1'38.925	2.039	0.159	19	152,188	270,7
19	36 L. MERCADO	ARG	Motocorsa Racing	Ducati Panigale V4 R	IND	1'39.101	2.215	0.176	22	151,918	266,7
20	51 E. GRANADO	BRA	MIE Racing Althea HONDA Team	Honda CBR1000RR-R	IND	1'39.326	2.440	0.225	20	151,574	258,6
21	32 S. MORAIS	POR	ORELAC Racing VERDNATURA	Kawasaki ZX-10RR	IND	1'39.708	2.822	0.382	21	150,993	253,2
22	13 T. TAKAHASHI	JPN	MIE Racing HONDA Team	Honda CBR1000RR-R	IND	1'39.787	2.901	0.079	18	150,873	276,8
23	84 L. CRESSON	BEL	OUTDO Kawasaki TPR	Kawasaki ZX-10RR	IND	1'42.683	5.797	2.896	20	146,618	267,4

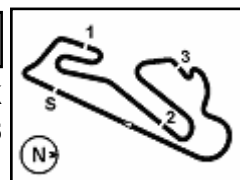
Qualifying Lap Time (107% of 1'36.886): 1'43.669

AIR	Humidity:	57%	Temp:	18°C
TRACK	Condition:	Dry	Temp:	30°C

Start	End	The results are provisional until the end of the time limit for protests and appeals and the completion of the technical checks.
16/10/2020 15:00	15:51	

These data/results cannot be reproduced, stored and/or transmitted in whole or in part by any manner of electronic, mechanical, photocopying, recording, broadcasting or otherwise now known or herein after developed without the previous express consent by the copyright owner, except for reproduction in daily press and regular printed publications on sale to the public within 60 days of the event related to those data/results and always provided that copyright symbol appears together as follows below.

© DORNA WSBK ORGANIZATION Srl 2020


Pirelli Estoril Round, 16 - 18 October 2020
Results Free Practice 2nd Session
Session Highlights

Local Time	No. Rider	Description
15.00.00		Start
15.00.08		WorldSBK Pit Intervention Time: 1min 6secs
15.06.23	66 T. SYKES	Lap Cancelled (1'38.073) - Exceeded Track Limits - Turn 13
15.09.46	45 S. REDDING	On Asphalt - Re-Joined - Turn 1
15.10.35	76 L. BAZ	Crashed - Turn 1
15.10.45	71 M. FERRARI	On the Gravel - Re-Joined - Turn 1
15.11.12	91 L. HASLAM	On the Gravel - Re-Joined - Turn 1
15.11.15	51 E. GRANADO	On the Gravel - Re-Joined - Turn 1
15.21.23	31 G. GERLOFF	Crashed - Turn 1
15.21.48	31 G. GERLOFF	Re-joined
15.23.27	21 M. RINALDI	On Asphalt - Re-Joined - Turn 1
15.23.43	45 S. REDDING	On Asphalt - Re-Joined - Turn 1
15.27.07	7 C. DAVIES	On Asphalt - Re-Joined - Turn 7
15.39.10	13 T. TAKAHASHI	Lap Cancelled (1'40.261) - Exceeded Track Limits - Turn 13
15.41.04	13 T. TAKAHASHI	On Asphalt - Re-Joined - Turn 6
15.42.03	19 A. BAUTISTA	Crashed - Turn 7
15.47.23	64 F. CARICASULO	On Asphalt - Re-Joined - Turn 1
15.49.48	31 G. GERLOFF	Lap Cancelled (1'38.047) - Exceeded Track Limits - Turn 13
15.51.56		End Of Session

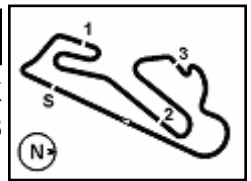
Fastest Laps Sequence

No.	Rider	Nat	Team	Bike	Local Time	Time	Gap	Avg
76	L. BAZ	FRA	Ten Kate Racing Yamaha	Yamaha YZF R1	15:03'31.183	1'38.501		152,843
31	G. GERLOFF	USA	GRT Yamaha WorldSBK Junior Team	Yamaha YZF R1	15:03'44.971	1'38.322	-0.179	153,121
76	L. BAZ	FRA	Ten Kate Racing Yamaha	Yamaha YZF R1	15:05'08.733	1'37.550	-0.772	154,333
76	L. BAZ	FRA	Ten Kate Racing Yamaha	Yamaha YZF R1	15:06'45.817	1'37.084	-0.466	155,074
54	T. RAZGATLIOGLU	TUR	PATA YAMAHA WorldSBK Official Team	Yamaha YZF R1	15:50'45.630	1'36.975	-0.109	155,248
45	S. REDDING	GBR	ARUBA.IT Racing - Ducati	Ducati Panigale V4 R	15:51'26.491	1'36.886	-0.089	155,391

16/10/2020 Start End The results are provisional until the end of the time limit for protests and appeals and the completion of the technical checks.

These data/results cannot be reproduced, stored and/or transmitted in whole or in part by any manner of electronic, mechanical, photocopying, recording, broadcasting or otherwise now known or herein after developed without the previous express consent by the copyright owner, except for reproduction in daily press and regular printed publications on sale to the public within 60 days of the event related to those data/results and always provided that copyright symbol appears together as follows below.

© DORNA WSBK ORGANIZATION Srl 2020



Pirelli Estoril Round, 16 - 18 October 2020

Free Practices Combined Results after FP2

Circuito Estoril 4.182 m

No.	Rider	Nat	Team	Bike	Class	FP1	FP2	FP3	Time	Gap	Rel.	Avg	LL
1	45 S. REDDING	GBR	ARUBA.IT Racing - Ducati	Ducati Panigale V4 R		1'37.181	1'36.886		1'36.886			155,391	37
2	54 T. RAZGATLIOGLU	TUR	PATA YAMAHA WorldSBK Official Team	Yamaha YZF R1		1'37.731	1'36.975		1'36.975	0.089	0.089	155,248	39
3	76 L. BAZ	FRA	Ten Kate Racing Yamaha	Yamaha YZF R1	IND	1'37.680	1'37.084		1'37.084	0.198	0.109	155,074	30
4	1 J. REA	GBR	Kawasaki Racing Team WorldSBK	Kawasaki ZX-10RR		1'37.832	1'37.443		1'37.443	0.557	0.359	154,503	39
5	22 A. LOWES	GBR	Kawasaki Racing Team WorldSBK	Kawasaki ZX-10RR		1'38.498	1'37.563		1'37.563	0.677	0.120	154,313	41
6	31 G. GERLOFF	USA	GRT Yamaha WorldSBK Junior Team	Yamaha YZF R1	IND	1'37.619	1'37.606		1'37.606	0.720	0.043	154,245	39
7	7 C. DAVIES	GBR	ARUBA.IT Racing - Ducati	Ducati Panigale V4 R		1'38.563	1'37.626		1'37.626	0.740	0.020	154,213	46
8	94 J. FOLGER	GER	Bonovo Action by MGM Racing	Yamaha YZF R1	IND	1'38.211	1'37.628		1'37.628	0.742	0.002	154,210	37
9	60 M. VAN DER MARK	NED	PATA YAMAHA WorldSBK Official Team	Yamaha YZF R1		1'37.829	1'37.775		1'37.775	0.889	0.147	153,978	45
10	91 L. HASLAM	GBR	Team HRC	Honda CBR1000RR-R		1'38.664	1'37.883		1'37.883	0.997	0.108	153,808	36
11	19 A. BAUTISTA	ESP	Team HRC	Honda CBR1000RR-R		1'38.580	1'37.914		1'37.914	1.028	0.031	153,759	37
12	66 T. SYKES	GBR	BMW Motorrad WorldSBK Team	BMW S1000 RR		1'38.746	1'37.936		1'37.936	1.050	0.022	153,725	37
13	21 M. RINALDI	ITA	Team GOELEVELN	Ducati Panigale V4 R	IND	1'38.857	1'38.241		1'38.241	1.355	0.305	153,248	35
14	12 X. FORES	ESP	Kawasaki Puccetti Racing	Kawasaki ZX-10RR	IND	1'38.801	1'38.266		1'38.266	1.380	0.025	153,209	39
15	20 S. BARRIER	FRA	Brixx Performance	Ducati Panigale V4 R	IND	1'39.582	1'38.375		1'38.375	1.489	0.109	153,039	36
16	64 F. CARICASULO	ITA	GRT Yamaha WorldSBK Junior Team	Yamaha YZF R1	IND	1'38.538	1'38.515		1'38.515	1.629	0.140	152,821	49
17	71 M. FERRARI	ITA	Barni Racing Team	Ducati Panigale V4 R	IND	1'39.297	1'38.766		1'38.766	1.880	0.251	152,433	36
18	50 E. LAVERTY	IRL	BMW Motorrad WorldSBK Team	BMW S1000 RR		1'38.959	1'38.925		1'38.925	2.039	0.159	152,188	39
19	36 L. MERCADO	ARG	Motocorsa Racing	Ducati Panigale V4 R	IND	1'40.523	1'39.101		1'39.101	2.215	0.176	151,918	40
20	51 E. GRANADO	BRA	MIE Racing Althea HONDA Team	Honda CBR1000RR-R	IND	1'41.448	1'39.326		1'39.326	2.440	0.225	151,574	37
21	32 S. MORAIS	POR	ORELAC Racing VERDNATURA	Kawasaki ZX-10RR	IND	1'41.153	1'39.708		1'39.708	2.822	0.382	150,993	37
22	13 T. TAKAHASHI	JPN	MIE Racing HONDA Team	Honda CBR1000RR-R	IND	1'40.357	1'39.787		1'39.787	2.901	0.079	150,873	37
23	84 L. CRESSON	BEL	OUTDO Kawasaki TPR	Kawasaki ZX-10RR	IND	1'43.642	1'42.683		1'42.683	5.797	2.896	146,618	41

16/10/2020

These data/results cannot be reproduced, stored and/or transmitted in whole or in part by any manner of electronic, mechanical, photocopying, recording, broadcasting or otherwise now known or herein after developed without the previous express consent by the copyright owner, except for reproduction in daily press and regular printed publications on sale to the public within 60 days of the event related to those data/results and always provided that copyright symbol appears together as follows below.

© DORNA WSBK ORGANIZATION Srl 2020

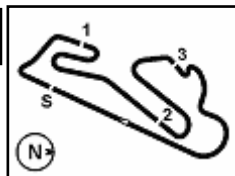
FIKX PERUGIA TIMING



Official Tyre Supplier



Official Timekeeper



Pirelli Estoril Round, 16 - 18 October 2020 Best Sectors & Speed Free Practice 2nd Session

BEST LAP		
1	45 S. REDDING	Ducati Panigale V4 R 1'36.886
2	54 T. RAZGATLIOGLU	Yamaha YZF R1 1'36.975
3	76 L. BAZ	Yamaha YZF R1 1'37.084
4	1 J. REA	Kawasaki ZX-10RR 1'37.443
5	22 A. LOWES	Kawasaki ZX-10RR 1'37.563
6	31 G. GERLOFF	Yamaha YZF R1 1'37.606
7	7 C. DAVIES	Ducati Panigale V4 R 1'37.626
8	94 J. FOLGER	Yamaha YZF R1 1'37.628
9	60 M. VAN DER MARK	Yamaha YZF R1 1'37.775
10	91 L. HASLAM	Honda CBR1000RR-R 1'37.883
11	19 A. BAUTISTA	Honda CBR1000RR-R 1'37.914
12	66 T. SYKES	BMW S1000 RR 1'37.936
13	21 M. RINALDI	Ducati Panigale V4 R 1'38.241
14	12 X. FORES	Kawasaki ZX-10RR 1'38.266
15	20 S. BARRIER	Ducati Panigale V4 R 1'38.375
16	64 F. CARICASULO	Yamaha YZF R1 1'38.515
17	71 M. FERRARI	Ducati Panigale V4 R 1'38.766
18	50 E. LAVERTY	BMW S1000 RR 1'38.925
19	36 L. MERCADO	Ducati Panigale V4 R 1'39.101
20	51 E. GRANADO	Honda CBR1000RR-R 1'39.326
21	32 S. MORAIS	Kawasaki ZX-10RR 1'39.708
22	13 T. TAKAHASHI	Honda CBR1000RR-R 1'39.787
23	84 L. CRESSON	Kawasaki ZX-10RR 1'42.683

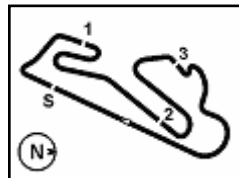
SPEED		
1	45 S. REDDING	Ducati Panigale V4 R 286,9
2	76 L. BAZ	Yamaha YZF R1 282,5
3	7 C. DAVIES	Ducati Panigale V4 R 281,0
4	54 T. RAZGATLIOGLU	Yamaha YZF R1 278,2
5	66 T. SYKES	BMW S1000 RR 277,5
6	13 T. TAKAHASHI	Honda CBR1000RR-R 276,8
7	1 J. REA	Kawasaki ZX-10RR 276,1
8	60 M. VAN DER MARK	Yamaha YZF R1 275,4
9	91 L. HASLAM	Honda CBR1000RR-R 275,4
10	22 A. LOWES	Kawasaki ZX-10RR 274,7
11	12 X. FORES	Kawasaki ZX-10RR 274,7
12	64 F. CARICASULO	Yamaha YZF R1 274,0
13	31 G. GERLOFF	Yamaha YZF R1 272,7
14	19 A. BAUTISTA	Honda CBR1000RR-R 272,7
15	21 M. RINALDI	Ducati Panigale V4 R 270,7
16	50 E. LAVERTY	BMW S1000 RR 270,7
17	71 M. FERRARI	Ducati Panigale V4 R 270,0
18	84 L. CRESSON	Kawasaki ZX-10RR 267,4
19	36 L. MERCADO	Ducati Panigale V4 R 266,7
20	94 J. FOLGER	Yamaha YZF R1 266,7
21	20 S. BARRIER	Ducati Panigale V4 R 262,3
22	51 E. GRANADO	Honda CBR1000RR-R 258,6
23	32 S. MORAIS	Kawasaki ZX-10RR 253,2

SEG. 1		SEG. 2		SEG. 3		SEG. 4	
1	45 S. REDDING 19.586	1	54 T. RAZGATLIOGLU 23.544	1	76 L. BAZ 22.749	1	60 M. VAN DER MARK 30.887
2	54 T. RAZGATLIOGLU 19.609	2	45 S. REDDING 23.550	2	45 S. REDDING 22.789	2	1 J. REA 30.890
3	1 J. REA 19.641	3	7 C. DAVIES 23.591	3	54 T. RAZGATLIOGLU 22.847	3	22 A. LOWES 30.897
4	22 A. LOWES 19.689	4	94 J. FOLGER 23.646	4	1 J. REA 22.966	4	76 L. BAZ 30.915
5	76 L. BAZ 19.693	5	76 L. BAZ 23.665	5	22 A. LOWES 22.970	5	54 T. RAZGATLIOGLU 30.917
6	19 A. BAUTISTA 19.712	6	31 G. GERLOFF 23.687	6	66 T. SYKES 22.990	6	45 S. REDDING 30.945
7	91 L. HASLAM 19.724	7	1 J. REA 23.689	7	7 C. DAVIES 23.002	7	94 J. FOLGER 30.970
8	60 M. VAN DER MARK 19.735	8	22 A. LOWES 23.695	8	31 G. GERLOFF 23.021	8	31 G. GERLOFF 31.010
9	7 C. DAVIES 19.751	9	60 M. VAN DER MARK 23.726	9	94 J. FOLGER 23.044	9	66 T. SYKES 31.016
10	31 G. GERLOFF 19.752	10	66 T. SYKES 23.733	10	20 S. BARRIER 23.048	10	91 L. HASLAM 31.089
11	64 F. CARICASULO 19.768	11	91 L. HASLAM 23.740	11	19 A. BAUTISTA 23.055	11	19 A. BAUTISTA 31.100
12	94 J. FOLGER 19.806	12	21 M. RINALDI 23.791	12	21 M. RINALDI 23.078	12	7 C. DAVIES 31.111
13	12 X. FORES 19.834	13	19 A. BAUTISTA 23.840	13	91 L. HASLAM 23.117	13	71 M. FERRARI 31.155
14	66 T. SYKES 19.908	14	36 L. MERCADO 23.875	14	60 M. VAN DER MARK 23.133	14	12 X. FORES 31.208
15	50 E. LAVERTY 19.942	15	20 S. BARRIER 23.887	15	64 F. CARICASULO 23.265	15	21 M. RINALDI 31.245
16	21 M. RINALDI 19.960	16	64 F. CARICASULO 23.901	16	12 X. FORES 23.278	16	64 F. CARICASULO 31.258
17	71 M. FERRARI 19.961	17	12 X. FORES 23.929	17	71 M. FERRARI 23.307	17	20 S. BARRIER 31.363
18	20 S. BARRIER 19.964	18	71 M. FERRARI 23.968	18	50 E. LAVERTY 23.314	18	13 T. TAKAHASHI 31.397
19	13 T. TAKAHASHI 20.034	19	50 E. LAVERTY 24.006	19	32 S. MORAIS 23.329	19	36 L. MERCADO 31.412
20	36 L. MERCADO 20.049	20	51 E. GRANADO 24.013	20	51 E. GRANADO 23.366	20	50 E. LAVERTY 31.464
21	51 E. GRANADO 20.119	21	32 S. MORAIS 24.248	21	36 L. MERCADO 23.441	21	32 S. MORAIS 31.475
22	32 S. MORAIS 20.224	22	13 T. TAKAHASHI 24.356	22	13 T. TAKAHASHI 23.615	22	51 E. GRANADO 31.589
23	84 L. CRESSON 20.799	23	84 L. CRESSON 24.940	23	84 L. CRESSON 24.330	23	84 L. CRESSON 32.351

16/10/2020

These data/results cannot be reproduced, stored and/or transmitted in whole or in part by any manner of electronic, mechanical, photocopying, recording, broadcasting or otherwise now known or herein after developed without the previous express consent by the copyright owner, except for reproduction in daily press and regular printed publications on sale to the public within 60 days of the event related to those data/results and always provided that copyright symbol appears together as follows below.

© DORNA WSBK ORGANIZATION Srl 2020



Circuito Estoril 4.182 m

Pirelli Estoril Round, 16 - 18 October 2020

Ideal Times Free Practice 2nd Session

No.	Rider	Nat	Bike	Seg. 1	Seg. 2	Seg. 3	Seg. 4	Ideal Time		
				Diff. 1	Diff. 2	Diff. 3	Diff. 4	Best Lap	Pos.	Diff.
1	45 S. REDDING	GBR	Ducati Panigale V4 R	19.586 +0.016	23.550	22.789	30.945	1'36.870 1'36.886	1	0.016
2	54 T. RAZGATLIOGLU	TUR	Yamaha YZF R1	19.609	23.544 +0.007	22.847	30.917 +0.051	1'36.917 1'36.975	2	0.058
3	76 L. BAZ	FRA	Yamaha YZF R1	19.693 +0.062	23.665	22.749	30.915	1'37.022 1'37.084	3	0.062
4	1 J. REA	GBR	Kawasaki ZX-10RR	19.641 +0.087	23.689 +0.035	22.966	30.890 +0.135	1'37.186 1'37.443	4	0.257
5	22 A. LOWES	GBR	Kawasaki ZX-10RR	19.689 +0.174	23.695	22.970	30.897 +0.138	1'37.251 1'37.563	5	0.312
6	7 C. DAVIES	GBR	Ducati Panigale V4 R	19.751 +0.041	23.591 +0.085	23.002 +0.045	31.111	1'37.455 1'37.626	7	0.171
7	94 J. FOLGER	GER	Yamaha YZF R1	19.806	23.646 +0.162	23.044	30.970	1'37.466 1'37.628	8	0.162
8	31 G. GERLOFF	USA	Yamaha YZF R1	19.752	23.687 +0.133	23.021	31.010 +0.003	1'37.470 1'37.606	6	0.136
9	60 M. VAN DER MARK	NED	Yamaha YZF R1	19.735 +0.098	23.726	23.133 +0.139	30.887 +0.057	1'37.481 1'37.775	9	0.294
10	66 T. SYKES	GBR	BMW S1000 RR	19.908	23.733 +0.148	22.990	31.016 +0.141	1'37.647 1'37.936	12	0.289
11	91 L. HASLAM	GBR	Honda CBR1000RR-R	19.724 +0.074	23.740	23.117	31.089 +0.139	1'37.670 1'37.883	10	0.213
12	19 A. BAUTISTA	ESP	Honda CBR1000RR-R	19.712 +0.037	23.840 +0.089	23.055 +0.081	31.100	1'37.707 1'37.914	11	0.207
13	21 M. RINALDI	ITA	Ducati Panigale V4 R	19.960 +0.030	23.791 +0.077	23.078	31.245 +0.060	1'38.074 1'38.241	13	0.167
14	64 F. CARICASULO	ITA	Yamaha YZF R1	19.768 +0.212	23.901 +0.036	23.265 +0.075	31.258	1'38.192 1'38.515	16	0.323
15	12 X. FORES	ESP	Kawasaki ZX-10RR	19.834	23.929	23.278 +0.017	31.208	1'38.249 1'38.266	14	0.017
16	20 S. BARRIER	FRA	Ducati Panigale V4 R	19.964 +0.113	23.887	23.048	31.363	1'38.262 1'38.375	15	0.113
17	71 M. FERRARI	ITA	Ducati Panigale V4 R	19.961 +0.190	23.968 +0.123	23.307 +0.062	31.155	1'38.391 1'38.766	17	0.375
18	50 E. LAVERTY	IRL	BMW S1000 RR	19.942 +0.095	24.006	23.314 +0.078	31.464 +0.026	1'38.726 1'38.925	18	0.199
19	36 L. MERCADO	ARG	Ducati Panigale V4 R	20.049 +0.205	23.875	23.441 +0.119	31.412	1'38.777 1'39.101	19	0.324
20	51 E. GRANADO	BRA	Honda CBR1000RR-R	20.119	24.013	23.366	31.589 +0.239	1'39.087 1'39.326	20	0.239
21	32 S. MORAIS	POR	Kawasaki ZX-10RR	20.224	24.248 +0.006	23.329 +0.426	31.475	1'39.276 1'39.708	21	0.432
22	13 T. TAKAHASHI	JPN	Honda CBR1000RR-R	20.034 +0.385	24.356	23.615	31.397	1'39.402 1'39.787	22	0.385
23	84 L. CRESSON	BEL	Kawasaki ZX-10RR	20.799 +0.189	24.940 +0.027	24.330 +0.023	32.351 +0.024	1'42.420 1'42.683	23	0.263
Overall Ideal Time				19.586	23.544	22.749	30.887	1'36.766		

16/10/2020

These data/results cannot be reproduced, stored and/or transmitted in whole or in part by any manner of electronic, mechanical, photocopying, recording, broadcasting or otherwise now known or herein after developed without the previous express consent by the copyright owner, except for reproduction in daily press and regular printed publications on sale to the public within 60 days of the event related to those data/results and always provided that copyright symbol appears together as follows below.

© DORNA WSBK ORGANIZATION Srl 2020

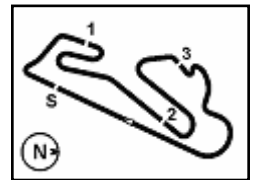
FICR PERUGIA TIMING



Official Tyre Supplier



Official Timekeeper



Pirelli Estoril Round, 16 - 18 October 2020 Chronological Analysis Free Practice 2nd Session

Circuito Estoril 4.182 m

1 / 5

1° 45 S. REDDING (1'36.886)								2° 54 T. RAZGATLIOGLU (1'36.975)							
Lap	Seg.1	Seg.2	Seg.3	Seg.4	Lap Time	km/h	Local Time	Lap	Seg.1	Seg.2	Seg.3	Seg.4	Lap Time	km/h	Local Time
1		25.211	24.373	34.922		15:02'54.429		1		25.299	24.378	31.499		15:01'53.177	
2	20.539	24.242	23.834	32.070	1'40.685	248,7	15:04'35.114	2	20.000	24.182	23.204	31.358	1'38.744	250,4	15:03'31.921
3	19.988	23.750	23.085	31.118	1'37.941	262,3	15:06'13.055	3	19.689	24.036	23.024	31.064	1'37.813	262,3	15:05'09.734
4	19.783	23.619	22.875	31.211	1'37.488	266,1	15:07'50.543	4	19.928	23.961	24.650	31.185	1'39.724	264,8	15:06'49.458
5	19.592	23.664	22.936	31.131	1'37.323	273,4	15:09'27.866	5	20.037	23.927	23.180	30.897	1'38.041	250,9	15:08'27.499
6	23.679	24.985	24.018	39.557	1'52.239P	283,9	15:11'20.105	6	19.769	23.906	23.021	30.983	1'37.679	260,4	15:10'05.178
7	9'03.147	24.605	23.880	34.537	1'026.169P		15:21'46.274	7	24.010	24.241	23.357	31.343	1'42.951	268,7	15:11'48.129
8	19.932	23.631	23.056	31.067	1'37.686	266,1	15:23'23.960	8	19.916	23.992	23.206	31.430	1'38.544	264,2	15:13'26.673
9	23.152	23.982	23.177	31.398	1'41.709	286,9	15:25'05.669	9	19.855	23.916	23.075	31.162	1'38.008	268,0	15:15'04.681
10	19.769	23.633	22.951	31.065	1'37.418	262,9	15:26'43.087	10	20.097	23.917	23.154	31.175	1'38.343	255,0	15:16'43.024
11	19.586	23.682	22.935	31.178	1'37.381	274,0	15:28'20.468	11	19.763	23.851	23.124	31.198	1'37.936	266,7	15:18'20.960
12	19.825	23.642	22.935	31.214	1'37.616	268,7	15:29'58.084	12	19.764	23.831	23.421	31.064	1'38.080	267,4	15:19'59.040
13	20.441	24.515	24.010	39.235	1'48.201P	276,1	15:31'46.285	13	19.837	23.810	30.791	43.852	1'58.290P	264,2	15:21'57.330
14	4'41.522	24.503	23.540	31.575	6'01.140P		15:37'47.425	14	5'50.423	24.689	24.209	31.625	7'10.946P	255,0	15:29'08.276
15	19.709	23.627	23.117	31.247	1'37.700	274,7	15:39'25.125	15	20.095	23.984	23.484	31.198	1'38.761	253,2	15:30'47.037
16	19.733	23.762	23.033	39.236	1'45.764P	270,0	15:41'10.889	16	19.994	23.907	23.074	31.216	1'38.191	263,5	15:32'25.228
17	5'42.240	24.648	23.444	31.245	7'01.577P		15:48'12.466	17	19.955	23.867	23.152	31.215	1'38.189	264,8	15:34'03.417
18	19.627	23.581	22.962	30.969	1'37.139	268,7	15:49'49.605	18	25.199	25.111	23.439	46.269	2'00.018P	274,7	15:36'03.435
19	19.602	23.550	22.789	30.945	1'36.886	277,5	15:51'26.491	19	6'16.638	24.878	24.035	31.352	7'36.903P	255,0	15:43'40.338
								20	20.061	23.803	23.012	31.226	1'38.102	249,8	15:45'18.440
								21	19.790	23.831	23.010	31.093	1'37.724	265,4	15:46'56.164
								22	19.863	23.695	22.970	31.035	1'37.563	266,1	15:48'33.727
								23	23.298	24.814	24.211	45.527	1'57.850P	273,4	15:50'31.577

3° 76 L. BAZ (1'37.084)								5° 22 A. LOWES (1'37.563)							
Lap	Seg.1	Seg.2	Seg.3	Seg.4	Lap Time	km/h	Local Time	Lap	Seg.1	Seg.2	Seg.3	Seg.4	Lap Time	km/h	Local Time
1		24.950	24.467	31.530		15:01'52.682		1		25.299	24.378	31.499		15:01'53.177	
2	20.342	23.971	23.040	31.148	1'38.501	253,2	15:03'31.183	2	20.000	24.182	23.204	31.358	1'38.744	250,4	15:03'31.921
3	19.802	23.794	23.019	30.935	1'37.550	268,0	15:05'08.733	3	19.689	24.036	23.024	31.064	1'37.813	262,3	15:05'09.734
4	19.755	23.665	22.749	30.915	1'37.084	270,7	15:06'45.817	4	19.928	23.961	24.650	31.185	1'39.724	264,8	15:06'49.458
5	21.364	25.352	23.105	31.052	1'40.873	282,5	15:08'26.690	5	20.037	23.927	23.180	30.897	1'38.041	250,9	15:08'27.499
6	19.906	23.769	22.882	31.031	1'37.588	260,4	15:10'04.278	6	19.769	23.906	23.021	30.983	1'37.679	260,4	15:10'05.178
7	30'31.135	25.424	23.937	31.833	31'52.329	273,4	15:41'56.607	7	24.010	24.241	23.357	31.343	1'42.951	268,7	15:11'48.129
8	20.472	24.276	23.177	31.223	1'39.148	255,6	15:43'35.755	8	19.916	23.992	23.206	31.430	1'38.544	264,2	15:13'26.673
9	19.920	23.969	23.095	31.135	1'38.119	273,4	15:45'13.874	9	19.855	23.916	23.075	31.162	1'38.008	268,0	15:15'04.681
10	20.324	23.941	23.123	31.208	1'38.596	276,1	15:46'52.470	10	20.097	23.917	23.154	31.175	1'38.343	255,0	15:16'43.024
11	19.992	23.861	23.064	31.086	1'38.003	266,7	15:48'30.473	11	19.763	23.851	23.124	31.198	1'37.936	266,7	15:18'20.960
12	19.693	23.757	23.016	31.143	1'37.609	276,1	15:50'08.082	12	19.764	23.831	23.421	31.064	1'38.080	267,4	15:19'59.040

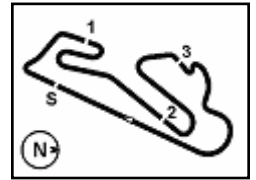
4° 1 J. REA (1'37.443)								6° 31 G. GERLOFF (1'37.606)							
Lap	Seg.1	Seg.2	Seg.3	Seg.4	Lap Time	km/h	Local Time	Lap	Seg.1	Seg.2	Seg.3	Seg.4	Lap Time	km/h	Local Time
1		25.067	24.657	31.683		15:01'52.631		1		25.266	24.413	31.845		15:02'06.649	
2								2	20.017	23.938	23.237	31.130	1'38.322	262,3	15:03'44.971
3								3	20.022	23.805	23.309	31.010	1'38.146	252,1	15:05'23.117
4								4	19.774	23.805	23.361	32.075	1'39.015	264,8	15:07'02.132
5								5	19.769	23.918	23.220	31.056	1'37.963	267,4	15:08'40.095
6								6	19.981	23.740	23.099	31.539	1'38.359	272,0	15:10'18.454
7								7	19.839	23.752	23.115	31.052	1'37.758	266,1	15:11'56.212
8								8	19.953	24.108	23.559	40.463	1'48.083P	262,3	15:13'44.295
9								9	5'55.178	24.677	23.404	31.061	7'14.320P	255,0	15:20'58.615
10								10	59.945	25.630	31.540	40.236	2'37.351P	264,8	15:23'35.966
11								11	5'53.781	24.010	23.338	31.312	7'12.441P	255,0	15:30'48.407
12								12	19.900	23.752	23.063	31.130	1'37.845	262,3	15:32'26.252
13								13	19.812	23.717	23.087	31.131	1'37.747	271,3	15:34'03.999

16/10/2020 P = Pits In/Out - C = Lap Time Cancelled

These data/results cannot be reproduced, stored and/or transmitted in whole or in part by any manner of electronic, mechanical, photocopying, recording, broadcasting or otherwise now known or herein after developed without the previous express consent by the copyright owner, except for reproduction in daily press and regular printed publications on sale to the public within 60 days of the event related to those data/results and always provided that copyright symbol appears together as follows below.

© DORNA WSBK ORGANIZATION Srl 2020





Pirelli Estoril Round, 16 - 18 October 2020 Chronological Analysis Free Practice 2nd Session

Circuito Estoril 4.182 m

2 / 5

14	19.752	23.820	23.021	31.013	1'37.606	265,4	15:35'41.605	2	20.063	24.175	23.601	31.211	1'39.050	249,2	15:03'46.702
15	19.904	23.842	23.117	31.411	1'38.274	272,7	15:37'19.879	3	20.044	24.014	23.379	31.403	1'38.840	253,2	15:05'25.542
16	19.837	27.604	23.707	38.485	1'49.633P	262,9	15:39'09.512	4	20.323	23.943	23.280	31.116	1'38.662	264,8	15:10'04.204
17	5'17.113	24.369	26.344	37.959	6'45.785P		15:45'55.297	5	20.026	23.932	23.314	31.095	1'38.367	259,8	15:08'42.571
18	20.191	23.718	23.158	31.041	1'38.108	255,6	15:47'33.405	6	19.735	23.852	23.300	31.154	1'38.041	268,0	15:10'20.612
19	19.894	23.687	23.110	31.356	1'38.047C	265,4	15:49'11.452	7	20.233	23.795	23.378	30.887	1'38.293	262,9	15:11'58.905
20	19.773	23.759	23.161	31.305	1'37.998	270,7	15:50'49.450	8	19.848	24.096	23.264	31.074	1'38.282	259,2	15:13'37.187
								9	20.152	23.990	23.644	42.826	1'50.612P	242,6	15:15'27.799
								10	8'41.746	26.697	28.282	33.311	10'10.036P		15:25'37.835
								11	19.932	23.922	23.182	31.088	1'38.124	267,4	15:27'15.959
								12	21.926	25.958	26.850	32.172	1'46.906	275,4	15:29'02.865
								13	19.768	23.885	23.296	31.132	1'38.081	274,7	15:30'40.946
								14	19.801	23.942	26.209	35.978	1'45.930	273,4	15:32'26.876
								15	19.863	23.806	23.277	31.015	1'37.961	264,2	15:34'04.837
								16	19.891	23.850	23.133	30.949	1'37.823	262,3	15:35'42.660
								17	19.833	23.726	23.272	30.944	1'37.775	267,4	15:37'20.435
								18	20.054	24.235	23.970	31.400	1'39.659	260,4	15:39'00.094
								19	20.098	24.093	23.622	39.870	1'47.683P	247,6	15:40'47.777
								20	5'59.983	27.036	27.299	31.276	7'25.594P		15:48'13.371
								21	19.832	23.760	23.208	31.056	1'37.856	261,7	15:49'51.227
								22	19.825	23.936	23.188	31.170	1'38.119	266,7	15:51'29.346

7° 7 C. DAVIES (1'37.626)

Lap	Seg.1	Seg.2	Seg.3	Seg.4	Lap Time	km/h	Local Time
1		25.681	24.398	32.307			15:02'37.596
2	19.931	24.176	23.301	31.547	1'38.955	270,0	15:04'16.551
3	19.975	23.989	23.187	31.464	1'38.615	275,4	15:05'55.166
4	19.979	23.976	23.334	31.448	1'38.737	277,5	15:07'33.903
5	19.790	23.936	23.341	31.690	1'38.757	272,0	15:09'12.660
6	20.528	24.909	24.223	32.152	1'41.812	274,0	15:10'54.472
7	20.085	23.982	23.281	31.524	1'38.872	270,7	15:12'33.344
8	19.932	23.827	23.135	31.375	1'38.269	275,4	15:14'11.613
9	20.754	24.912	26.283	43.320	1'55.269P	274,0	15:16'06.882
10	6'25.054	27.234	24.149	32.790	7'49.227P		15:23'56.109
11	19.804	24.260	23.307	38.854	1'46.225	270,0	15:25'42.334
12	20.202	23.848	37.012	33.188	1'54.250	277,5	15:27'36.584
13	19.792	23.676	23.047	31.111	1'37.626	276,1	15:29'14.210
14	19.825	23.591	26.104	32.152	1'41.672	276,8	15:30'55.882
15	19.963	24.061	23.227	31.362	1'38.613	278,2	15:32'34.495
16	19.928	23.824	23.245	31.245	1'38.242	273,4	15:34'12.737
17	19.812	23.877	23.016	31.301	1'38.006	274,0	15:35'50.743
18	22.584	25.387	25.498	32.194	1'45.663	277,5	15:37'36.406
19	19.884	23.700	23.009	31.294	1'37.887	276,8	15:39'14.293
20	22.178	25.116	24.597	32.096	1'43.987	281,0	15:40'58.280
21	19.751	23.789	23.002	31.512	1'38.054	272,0	15:42'36.334
22	19.782	23.816	23.118	31.306	1'38.022	274,7	15:44'14.356
23	19.825	23.807	23.160	31.668	1'38.460	269,3	15:45'52.816
24	25.258	27.945	24.547	32.545	1'50.295	247,6	15:47'43.111
25	22.508	24.443	24.371	35.563	1'46.885	274,0	15:49'29.996
26	20.050	24.064	23.208	31.542	1'38.864	279,6	15:51'08.860

10° 91 L. HASLAM (1'37.883)

Lap	Seg.1	Seg.2	Seg.3	Seg.4	Lap Time	km/h	Local Time
1		25.100	24.381	31.356			15:01'53.218
2	20.191	24.124	23.358	31.994	1'39.667	248,7	15:03'32.885
3	19.861	23.864	23.126	31.089	1'37.940	260,4	15:05'10.825
4	25.232	32.669	27.121	32.485	1'57.507	267,4	15:07'08.332
5	19.881	23.982	23.219	31.458	1'38.540	262,9	15:08'46.872
6	19.759	27.813	26.657	31.804	1'46.033	269,3	15:10'32.905
7	26.426	24.488	25.132	32.397	1'48.443	264,2	15:12'21.348
8	19.949	23.823	23.423	31.453	1'38.648	262,9	15:13'59.996
9	19.869	23.912	23.175	31.531	1'38.487	269,3	15:15'38.483
10	20.002	25.764	26.244	45.375	1'57.385P	268,0	15:17'35.868
11	10'41.244	26.200	25.777	34.416	12'07.637P		15:29'43.505
12	21.389	23.895	23.305	31.388	1'39.977	212,7	15:31'23.482
13	19.798	23.740	23.117	31.228	1'37.883	264,2	15:33'01.365
14	20.301	24.451	23.751	32.362	1'40.865	268,7	15:34'42.230
15	19.861	23.941	23.241	32.038	1'39.081	264,2	15:36'21.311
16	20.599	25.490	24.331	47.383	1'57.803P	265,4	15:38'19.114
17	5'29.367	24.880	24.031	31.970	6'50.248P		15:45'09.362
18	19.747	23.904	23.327	31.265	1'38.243	270,0	15:46'47.605
19	19.757	23.877	23.260	31.453	1'38.347	269,3	15:48'25.952
20	19.724	23.840	23.312	31.438	1'38.314	271,3	15:50'04.266

8° 94 J. FOLGER (1'37.628)

Lap	Seg.1	Seg.2	Seg.3	Seg.4	Lap Time	km/h	Local Time
1		26.288	24.840	31.948			15:02'16.213
2	20.383	24.161	23.583	31.474	1'39.601	262,9	15:03'55.814
3	20.116	24.014	23.530	31.356	1'39.016	260,4	15:05'34.830
4	20.046	24.506	23.615	31.415	1'39.582	252,7	15:07'14.412
5	20.021	23.879	23.302	31.439	1'38.641	262,9	15:08'53.053
6	20.082	23.962	23.304	31.346	1'38.694	253,2	15:10'31.747
7	22.324	24.813	24.480	41.900	1'53.517P	228,1	15:12'25.264
8	6'05.625	25.258	23.875	31.451	7'26.209P		15:19'51.473
9	19.924	23.837	23.279	31.545	1'38.585	264,8	15:21'30.058
10	20.186	23.881	23.341	31.349	1'38.757	253,2	15:23'08.815
11	21.645	27.998	25.095	40.372	1'55.110P	244,3	15:25'03.925
12	8'27.193	28.589	24.945	32.116	9'52.843P		15:34'56.768
13	19.894	23.815	23.164	31.070	1'37.943	266,7	15:36'34.711
14	22.914	24.440	23.869	31.530	1'42.753	243,2	15:38'17.464
15	19.943	23.761	23.224	31.078	1'38.006	255,6	15:39'55.470
16	19.824	23.646	26.834	32.482	1'42.786	258,6	15:41'38.256
17	19.813	23.796	23.310	31.189	1'38.108	265,4	15:43'16.364
18	23.103	25.117	24.871	40.808	1'53.899P	252,7	15:45'10.263
19	2'02.758	28.420	23.600	31.133	3'25.911P		15:48'36.174
20	19.806	23.808	23.044	30.970	1'37.628	266,1	15:50'13.802

11° 19 A. BAUTISTA (1'37.914)

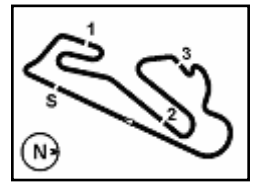
Lap	Seg.1	Seg.2	Seg.3	Seg.4	Lap Time	km/h	Local Time
1		25.412	24.035	32.079			15:02'04.127
2	19.977	24.373	23.547	31.739	1'39.636	264,2	15:03'43.763
3	19.840	24.316	23.292	31.456	1'38.904	266,1	15:05'22.667
4	19.828	24.208	23.880	31.672	1'39.588	266,1	15:07'02.255
5	20.390	24.164	23.250	31.262	1'39.066	248,1	15:08'41.321
6	19.720	23.979	23.227	31.247	1'38.173	265,4	15:10'19.494
7	19.827	24.015	23.302	31.142	1'38.286	263,5	15:11'57.780
8	19.815	24.027	23.163	31.271	1'38.276	270,7	15:13'36.056
9	20.105	26.505	23.845	41.185	1'51.640P	264,2	15:15'27.696
10	6'20.167	28.452	23.978	31.493	7'44.090P		15:23'11.786
11	19.851	24.211	23.055	31.228	1'38.345	264,2	15:24'50.131
12	19.881	23.963	23.131	31.220	1'38.195	264,2	15:26'28.326
13	19.749	23.929	23.136	31.100	1'37.914	268,0	15:28'06.240
14	19.793	24.053	23.125	31.163	1'38.134	272,7	15:29'44.374
15	19.894	23.840	23.218	31.238	1'38.190	267,4	15:31'22.564
16	19.764	23.931	23.205	31.115	1'38.015	269,3	15:33'00.579

9° 60 M. VAN DER MARK (1'37.775)

Lap	Seg.1	Seg.2	Seg.3	Seg.4	Lap Time	km/h	Local Time
1		25.028	23.889	31.390			15:02'07.652

16/10/2020 P = Pits In/Out - C = Lap Time Cancelled

These data/results cannot be reproduced, stored and/or transmitted in whole or in part by any manner of electronic, mechanical, photocopying, recording, broadcasting or otherwise now known or herein after developed without the previous express consent by the copyright owner,



Pirelli Estoril Round, 16 - 18 October 2020 Chronological Analysis Free Practice 2nd Session

Circuito Estoril 4.182 m

3 / 5

17	21.412	24.654	23.676	40.890	1'50.632P	262,3	15:34'51.211
18	4'34.388	24.912	24.405	31.223	5'54.928P		15:40'46.139

16	3'07.809	24.587	23.594	31.704	4'27.694P		15:41'24.950
17	20.074	24.053	23.286	31.393	1'38.806	264,8	15:43'03.756
18	22.088	24.160	23.432	39.791	1'49.471P	266,1	15:44'53.227
19	3'09.495	24.382	23.469	31.333	4'28.679P		15:49'21.906
20	20.410	23.996	23.364	31.317	1'39.087	272,7	15:51'00.993

12° 66 T. SYKES (1'37.936)

Lap	Seg.1	Seg.2	Seg.3	Seg.4	Lap Time	km/h	Local Time
1		26.310	25.632	34.233			15:02'49.423
2	20.759	24.433	24.762	36.932	1'46.886	253,2	15:04'36.309
3	20.032	23.733	23.165	31.143	1'38.073C	268,0	15:06'14.382
4	21.453	24.593	23.793	31.704	1'41.543	275,4	15:07'55.925
5	19.964	23.960	23.144	31.212	1'38.280	263,5	15:09'34.205
6	20.923	24.697	24.008	39.407	1'49.035P	268,0	15:11'23.240
7	4'27.052	24.612	23.744	32.013	5'47.421P		15:17'10.661
8	20.119	23.876	23.237	31.355	1'38.587	266,7	15:18'49.248
9	21.287	24.719	24.129	32.191	1'42.326	269,3	15:20'31.574
10	20.149	24.116	23.899	41.157	1'49.321P	270,7	15:22'20.895
11	5'05.803	24.981	24.043	31.660	6'26.487P		15:28'47.382
12	19.945	23.961	23.156	31.352	1'38.414	265,4	15:30'25.796
13	21.646	24.434	23.547	31.294	1'40.921	277,5	15:32'06.717
14	20.211	24.720	24.339	41.368	1'50.638P	271,3	15:33'57.355
15	8'09.577	25.746	25.295	39.583	9'40.201P		15:43'37.556
16	1'43.647	24.372	23.772	33.117	3'04.908P		15:46'42.464
17	19.908	23.881	22.990	31.157	1'37.936	263,5	15:48'20.400
18	23.790	26.890	23.234	31.016	1'44.930	267,4	15:50'05.330

15° 20 S. BARRIER (1'38.375)

Lap	Seg.1	Seg.2	Seg.3	Seg.4	Lap Time	km/h	Local Time
1		24.927	24.873	31.732			15:01'53.051
2	20.727	24.230	23.596	31.700	1'40.253	230,5	15:03'33.304
3	20.233	24.115	23.712	31.786	1'39.846	248,7	15:05'13.150
4	20.679	26.414	23.834	31.757	1'42.684	262,3	15:06'55.834
5	20.275	25.029	23.425	31.922	1'40.651	253,8	15:08'36.485
6	20.122	24.245	23.300	31.629	1'39.296	256,2	15:10'15.781
7	20.186	24.265	23.402	32.012	1'39.865	256,8	15:11'55.646
8	20.162	27.207	24.228	31.680	1'43.277	255,0	15:13'38.923
9	20.741	24.398	23.610	31.706	1'40.455	258,6	15:15'19.378
10	20.225	24.156	23.405	43.436	1'51.222P	255,6	15:17'10.600
11	12'57.952	24.379	23.773	31.661	14'17.765P		15:31'28.365
12	20.476	24.614	23.700	31.757	1'40.547	261,7	15:33'08.912
13	20.569	29.545	23.729	31.689	1'45.532	256,2	15:34'54.444
14	20.344	24.038	23.655	31.767	1'39.804	249,8	15:36'34.248
15	20.028	23.956	23.873	31.684	1'39.541	256,8	15:38'13.789
16	20.047	23.992	23.251	31.863	1'39.153	255,6	15:39'52.942
17	19.964	24.090	23.403	39.687	1'47.144P	256,8	15:41'40.086
18	3'16.949	24.442	23.562	31.473	4'36.426P		15:46'16.512
19	20.077	23.887	23.048	31.363	1'38.375	248,1	15:47'54.887
20	19.998	23.965	23.249	31.426	1'38.638	254,4	15:49'33.525
21	20.149	23.998	23.464	31.671	1'39.282	257,4	15:51'12.807

13° 21 M. RINALDI (1'38.241)

Lap	Seg.1	Seg.2	Seg.3	Seg.4	Lap Time	km/h	Local Time
1		25.998	25.624	40.373			15:02'52.386
2	20.217	24.314	23.793	31.941	1'40.265	246,4	15:04'32.651
3	20.092	24.327	23.563	31.428	1'39.410	258,6	15:06'12.061
4	19.967	23.947	23.234	31.695	1'38.843	260,4	15:07'50.904
5	20.075	24.146	23.423	41.911	1'49.555P	253,2	15:09'40.459
6	7'06.098	24.890	23.985	31.910	8'26.883P		15:18'07.342
7	20.097	24.075	23.321	31.490	1'38.983	264,8	15:19'46.325
8	20.072	23.968	23.465	31.381	1'38.886	262,3	15:21'25.211
9	20.012	23.946	23.183	31.468	1'38.609	268,0	15:23'03.820
10	29.281	27.074	25.629	41.896	2'03.880P	261,7	15:25'07.700
11	4'42.419	25.221	24.056	31.835	6'03.531P		15:31'11.231
12	23.205	24.553	23.980	31.618	1'43.356	270,7	15:32'54.587
13	19.960	23.867	23.210	31.245	1'38.282	256,2	15:34'32.869
14	20.143	23.962	27.188	32.048	1'43.341	258,6	15:36'16.210
15	20.181	25.142	24.821	40.231	1'50.375P	248,1	15:38'06.585
16	5'55.992	24.946	23.723	31.631	7'16.292P		15:45'22.877
17	19.962	23.939	24.458	31.435	1'39.794	253,2	15:47'02.671
18	19.990	23.868	23.078	31.305	1'38.241	255,6	15:48'40.912
19	19.985	23.791	23.192	31.459	1'38.427	255,6	15:50'19.339

16° 64 F. CARICASULO (1'38.515)

Lap	Seg.1	Seg.2	Seg.3	Seg.4	Lap Time	km/h	Local Time
1		26.575	24.832	32.282			15:01'57.673
2	20.814	24.501	23.761	31.603	1'40.679	229,5	15:03'38.352
3	20.218	24.293	23.485	31.543	1'39.539	248,7	15:05'17.891
4	20.350	26.755	23.699	31.822	1'42.626	245,3	15:07'00.517
5	19.910	23.997	23.457	31.544	1'38.908	262,3	15:08'39.425
6	19.941	24.066	23.314	31.714	1'39.035	262,3	15:10'18.460
7	20.447	24.041	23.396	31.310	1'39.194	253,8	15:11'57.654
8	20.146	24.322	23.265	31.570	1'39.303	258,0	15:13'36.957
9	20.081	24.118	23.528	31.538	1'39.265	252,7	15:15'16.222
10	19.892	24.100	23.305	31.703	1'39.000	270,0	15:16'55.222
11	20.038	24.076	23.426	31.646	1'39.186	266,1	15:18'34.408
12	19.889	24.535	23.555	32.033	1'40.012	271,3	15:20'14.420
13	20.060	24.295	23.518	31.565	1'39.438	274,0	15:21'53.858
14	20.069	24.061	23.361	31.594	1'39.085	259,2	15:23'32.943
15	19.851	24.132	23.368	31.504	1'38.855	268,0	15:25'11.798
16	20.051	24.836	23.826	31.446	1'40.159	270,0	15:26'51.957
17	19.980	23.937	23.340	31.258	1'38.515	263,5	15:28'30.472
18	20.194	23.985	23.380	42.563	1'50.122P	255,6	15:30'20.594
19	5'20.207	24.827	23.821	32.108	6'40.963P		15:37'01.557
20	20.191	24.031	23.315	31.593	1'39.130	255,0	15:38'40.687
21	20.078	24.002	23.373	31.530	1'38.983	264,8	15:40'19.670
22	19.938	23.945	23.322	31.499	1'38.704	266,7	15:41'58.374
23	20.216	23.981	23.441	31.594	1'39.232	251,5	15:43'37.606
24	20.140	23.995	24.840	32.616	1'41.591	254,4	15:45'19.197
25	20.038	23.901	23.380	31.363	1'38.682	252,1	15:46'57.879
26	28.350	25.336	23.918	31.729	1'49.333	272,7	15:48'47.212
27	19.768	23.997	23.457	31.295	1'38.517	274,0	15:50'25.729

14° 12 X. FORES (1'38.266)

Lap	Seg.1	Seg.2	Seg.3	Seg.4	Lap Time	km/h	Local Time
1		25.109	24.145	31.703			15:02'01.585
2	20.083	24.141	23.375	31.718	1'39.317	258,6	15:03'40.902
3	19.834	23.929	23.295	31.208	1'38.266	259,2	15:05'19.168
4	20.112	23.936	23.316	31.502	1'38.866	264,2	15:06'58.034
5	22.627	24.802	26.447	31.309	1'45.185	265,4	15:08'43.219
6	27.649	24.779	23.772	42.475	1'58.675P	274,7	15:10'41.894
7	7'23.207	24.556	23.657	31.609	8'43.029P		15:19'24.923
8	20.092	24.010	23.446	31.391	1'38.939	266,1	15:21'03.862
9	20.145	24.013	23.370	31.524	1'39.052	268,0	15:22'42.914
10	20.020	23.965	23.297	31.542	1'38.824	264,8	15:24'21.738
11	23.725	24.985	24.807	43.500	1'57.017P	272,7	15:26'18.755
12	4'05.986	24.542	23.779	31.578	5'25.885P		15:31'44.640
13	20.099	24.025	26.272	31.618	1'42.014	260,4	15:33'26.654
14	20.004	23.946	23.278	31.444	1'38.672	262,9	15:35'05.326
15	20.267	24.551	24.551	42.561	1'51.930P	264,2	15:36'57.256

17° 71 M. FERRARI (1'38.766)

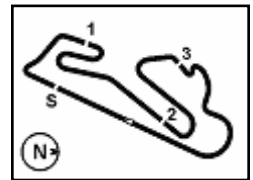
Lap	Seg.1	Seg.2	Seg.3	Seg.4	Lap Time	km/h	Local Time
1		26.126	24.639	32.207			15:01'58.074

16/10/2020 P = Pits In/Out - C = Lap Time Cancelled

These data/results cannot be reproduced, stored and/or transmitted in whole or in part by any manner of electronic, mechanical, photocopying, recording, broadcasting or otherwise now known or herein after developed without the previous express consent by the copyright owner, except for reproduction in daily press and regular printed publications on sale to the public within 60 days of the event related to those data/results and always provided that copyright symbol appears together as follows below.

© DORNA WSBK ORGANIZATION Srl 2020





Pirelli Estoril Round, 16 - 18 October 2020 Chronological Analysis Free Practice 2nd Session

Circuito Estoril 4.182 m

4 / 5

2	20.719	24.399	23.737	31.633	1'40.488	229,0	15:03'38.562	20	20.171	24.005	23.639	31.678	1'39.493	261,7	15:45'52.635
3	20.372	24.187	23.577	31.415	1'39.551	245,9	15:05'18.113	21	20.113	24.062	23.581	31.603	1'39.359	258,6	15:47'31.994
4	20.291	25.173	23.461	31.604	1'40.529	242,1	15:06'58.642	22	20.196	23.921	23.645	31.525	1'39.287	263,5	15:49'11.281
5	20.224	24.189	23.614	31.557	1'39.584	253,2	15:08'38.226	23	20.254	23.875	23.560	31.412	1'39.101	251,5	15:50'50.382
6	20.266	24.102	26.578	31.392	1'42.338	265,4	15:10'20.564								
7	45.234	33.168	27.996	44.728	2'31.126P	270,0	15:12'51.690								
8	13'29.393	24.991	23.712	31.588	1'49.684P		15:27'41.374								
9	20.505	24.318	23.421	31.349	1'39.593	241,6	15:29'20.967								
10	20.269	24.294	23.490	31.455	1'39.508	247,0	15:31'00.475								
11	20.071	24.121	23.478	31.440	1'39.110	256,8	15:32'39.585								
12	20.158	24.069	23.403	31.456	1'39.086	256,8	15:34'18.671								
13	19.961	24.040	28.325	42.582	1'54.908P	258,0	15:36'13.579								
14	4'51.281	25.571	23.660	31.635	6'12.147P		15:42'25.726								
15	20.165	24.097	23.456	31.297	1'39.015	250,9	15:44'04.741								
16	20.319	24.136	23.557	31.310	1'39.322	260,4	15:45'44.063								
17	20.033	24.032	23.307	31.434	1'38.806	255,6	15:47'22.869								
18	20.085	23.968	23.487	31.373	1'38.913	257,4	15:49'01.782								
19	20.151	24.091	23.369	31.155	1'38.766	262,9	15:50'40.548								

20° 51 E. GRANADO (1'39.326)									
Lap	Seg.1	Seg.2	Seg.3	Seg.4	Lap Time	km/h	Local Time		
1		26.482	24.925	32.290			15:02'07.405		
2	20.846	24.639	24.021	32.234	1'41.740	233,9	15:03'49.145		
3	20.979	25.255	23.817	32.193	1'42.244	229,0	15:05'31.389		
4	20.606	24.488	23.807	31.931	1'40.832	248,1	15:07'12.221		
5	20.559	24.412	23.787	32.145	1'40.903	248,7	15:08'53.124		
6	20.777	24.434	23.756	32.122	1'41.089	235,9	15:10'34.213		
7	27.373	25.935	24.234	32.596	1'50.138	248,7	15:12'24.351		
8	20.527	24.497	23.767	32.240	1'41.031	247,0	15:14'05.382		
9	20.430	24.525	23.692	48.748	1'57.395P	253,8	15:16'02.777		
10	11'11.598	25.979	25.006	32.442	12'35.025P		15:28'37.802		
11	20.767	24.587	23.757	31.983	1'41.094	248,1	15:30'18.896		
12	29.671	24.616	23.819	32.222	1'50.328	258,6	15:32'09.224		
13	20.588	24.426	23.783	31.817	1'40.614	250,9	15:33'49.838		
14	20.544	24.387	23.695	31.955	1'40.581	245,9	15:35'30.419		
15	20.485	24.451	23.730	31.963	1'40.629	254,4	15:37'11.048		
16	20.520	24.484	23.849	31.960	1'40.813	249,8	15:38'51.861		
17	20.412	25.548	26.473	44.348	1'56.781P	253,2	15:40'48.642		
18	3'50.578	27.957	24.449	32.512	5'15.496P		15:46'04.138		
19	20.376	24.254	23.447	31.589	1'39.666	253,8	15:47'43.804		
20	20.119	24.013	23.366	31.828	1'39.326	258,6	15:49'23.130		
21	20.199	24.109	23.440	31.632	1'39.380	252,7	15:51'02.510		

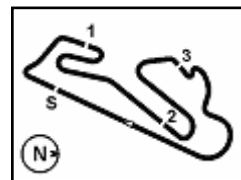
18° 50 E. LAVERTY (1'38.925)							
Lap	Seg.1	Seg.2	Seg.3	Seg.4	Lap Time	km/h	Local Time
1		26.424	24.870	32.368			15:01'57.483
2	20.767	24.507	23.667	31.618	1'40.559	239,5	15:03'38.042
3	20.311	24.273	23.549	31.581	1'39.714	262,3	15:05'17.756
4	20.201	24.331	23.749	38.521	1'46.802	264,8	15:07'04.558
5	20.227	24.223	23.488	31.508	1'39.446	255,6	15:08'44.004
6	22.022	26.993	24.584	42.415	1'56.014P	259,2	15:10'40.018
7	11'21.934	26.043	25.758	31.863	12'45.598P		15:23'25.616
8	20.695	24.324	23.425	31.519	1'39.963	241,6	15:25'05.579
9	20.221	24.156	23.395	31.464	1'39.236	257,4	15:26'44.815
10	19.967	24.230	23.456	31.481	1'39.134	266,1	15:28'23.949
11	20.154	24.285	23.341	31.671	1'39.451	262,9	15:30'03.400
12	20.150	24.599	24.686	42.825	1'52.260P	264,8	15:31'55.660
13	6'13.716	26.171	24.843	32.335	7'37.065P		15:39'32.725
14	20.294	24.365	23.329	31.686	1'39.674	258,0	15:41'12.399
15	21.058	27.109	23.903	31.835	1'43.905	268,7	15:42'56.304
16	19.980	24.256	23.456	31.725	1'39.417	266,7	15:44'35.721
17	20.184	24.216	23.412	31.519	1'39.331	261,0	15:46'15.052
18	23.518	26.136	24.421	31.977	1'46.052	268,0	15:48'01.104
19	19.942	24.149	23.314	31.604	1'39.009	264,8	15:49'40.113
20	20.037	24.006	23.392	31.490	1'38.925	270,7	15:51'19.038

21° 32 S. MORAIS (1'39.708)									
Lap	Seg.1	Seg.2	Seg.3	Seg.4	Lap Time	km/h	Local Time		
1		26.989	25.051	32.404			15:01'59.265		
2	20.696	24.855	24.143	31.819	1'41.513	249,2	15:03'40.778		
3	20.392	24.409	23.720	31.698	1'40.219	244,8	15:05'20.997		
4	20.464	25.021	30.578	32.269	1'48.332	241,1	15:07'09.329		
5	20.455	24.337	24.083	32.200	1'41.075	246,4	15:08'50.404		
6	20.441	24.457	23.690	31.623	1'40.211	242,1	15:10'30.615		
7	23.115	26.553	26.641	47.961	2'04.270P	236,9	15:12'34.885		
8	8'13.356	26.294	25.120	33.058	9'37.828P		15:22'12.713		
9	20.686	24.659	23.695	31.619	1'40.659	242,1	15:23'53.372		
10	20.390	27.637	23.977	34.707	1'46.711	247,0	15:25'40.083		
11	20.297	24.364	23.651	31.595	1'39.907	253,2	15:27'19.990		
12	20.488	25.269	24.664	44.236	1'54.657P	247,0	15:29'14.647		
13	5'02.225	26.009	25.041	31.920	6'25.195P		15:35'39.842		
14	20.411	24.291	23.614	31.492	1'39.808	246,4	15:37'19.650		
15	20.448	24.469	23.329	31.584	1'39.830	246,4	15:38'59.480		
16	20.261	24.248	23.494	32.609	1'40.612	249,8	15:40'40.092		
17	24.375	27.361	25.360	32.485	1'49.581	250,4	15:42'29.673		
18	20.299	24.418	23.680	31.696	1'40.093	248,7	15:44'09.766		
19	27.286	25.762	24.321	32.127	1'49.496	248,7	15:45'59.262		
20	20.360	24.483	23.723	31.508	1'40.074	244,3	15:47'39.336		
21	27.288	24.657	23.984	32.561	1'48.490	250,9	15:49'27.826		
22	20.224	24.254	23.755	31.475	1'39.708	251,5	15:51'07.534		

19° 36 L. MERCADO (1'39.101)							
Lap	Seg.1	Seg.2	Seg.3	Seg.4	Lap Time	km/h	Local Time
1		25.837	24.845	32.628			15:02'04.114
2	20.436	24.574	24.042	31.774	1'40.826	244,3	15:03'44.940
3	20.679	24.378	23.861	31.736	1'40.654	264,2	15:05'25.594
4	20.627	24.380	23.815	31.698	1'40.520	266,7	15:07'06.114
5	20.442	24.281	23.935	32.061	1'40.719	245,3	15:08'46.833
6	20.206	24.453	31.845	33.013	1'49.517	258,0	15:10'36.350
7	20.642	24.267	23.890	31.918	1'40.717	249,2	15:12'17.067
8	22.232	26.489	23.783	31.779	1'44.283	258,0	15:14'01.350
9	20.269	24.315	23.529	31.878	1'39.991	250,9	15:15'41.341
10	20.301	24.167	23.952	43.602	1'52.022P	262,9	15:17'33.363
11	5'56.746	28.160	25.209	32.335	7'22.450P		15:24'55.813
12	20.310	24.147	23.540	31.540	1'39.537	252,1	15:26'35.350
13	20.124	24.118	23.506	31.704	1'39.452	262,9	15:28'14.802
14	20.262	24.107	23.496	31.690	1'39.555	253,8	15:29'54.357
15	20.049	24.077	23.662	31.738	1'39.526	265,4	15:31'33.883
16	20.073	24.103	23.537	31.702	1'39.415	262,3	15:33'13.298
17	20.137	24.164	23.441	31.652	1'39.394	256,2	15:34'52.692
18	20.268	24.114	26.173	43.679	1'54.234P	255,6	15:36'46.926
19	6'00.277	26.120	28.081	31.738	7'26.216P		15:44'13.142

22° 13 T. TAKAHASHI (1'39.787)									
Lap	Seg.1	Seg.2	Seg.3	Seg.4	Lap Time	km/h	Local Time		
1		27.051	25.697	32.205			15:02'12.581		
2	20.847	25.242	24.002	32.235	1'42.326	264,8	15:03'54.907		
3	20.359	25.315	23.668	31.693	1'41.035	264,8	15:05'35.942		
4	20.371	24.374	23.700	31.941	1'40.386	252,1	15:07'16.328		
5	20.138	24.486	23.747	31.506	1'39.877	256,2	15:08'56.205		
6	20.266	24.533	23.780	31.968	1'40.547	253,2	15:10'36.752		
7	20.696	24.503	24.238	42.646	1'52.083P	246,4	15:12'28.835		

16/10/2020 P = P



Pirelli Estoril Round, 16 - 18 October 2020 Chronological Analysis Free Practice 2nd Session

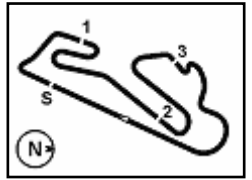
8	9'02.509	26.043	24.902	32.042	10'25.496P		15:22'54.331
9	20.265	24.824	23.705	31.676	1'40.470	261,7	15:24'34.801
10	20.306	26.029	23.741	45.545	1'55.621P	264,8	15:26'30.422
11	6'54.317	25.488	24.021	31.654	8'15.480P		15:34'45.902
12	20.135	24.660	23.718	31.668	1'40.181	264,8	15:36'26.083
13	20.320	24.365	23.850	31.726	1'40.261C	274,7	15:38'06.344
14	20.300	24.435	23.773	31.529	1'40.037	271,3	15:39'46.381
15	21.309	29.409	25.953	31.811	1'48.482	276,8	15:41'34.863
16	20.100	24.579	23.973	33.426	1'42.078	270,7	15:43'16.941
17	20.419	24.356	23.615	31.397	1'39.787	249,2	15:44'56.728
18	20.034	25.361	24.299	43.031	1'52.725P	264,8	15:46'49.453
19	2'45.272	26.587	25.255	32.221	4'09.335P		15:50'58.788

23°								84 L. CRESSON (1'42.683)							
Lap	Seg.1	Seg.2	Seg.3	Seg.4	Lap Time	km/h	Local Time	Lap	Seg.1	Seg.2	Seg.3	Seg.4	Lap Time	km/h	Local Time
1		27.010	26.290	33.307			15:02'04.537	1							
2	21.203	25.512	24.779	32.995	1'44.489	255,6	15:03'49.026	2							
3	20.915	25.600	24.629	32.727	1'43.871	257,4	15:05'32.897	3							
4	21.039	25.480	24.554	33.069	1'44.142	255,6	15:07'17.039	4							
5	21.151	25.826	25.640	41.172	1'53.789P	250,9	15:09'10.828	5							
6	5'31.383	26.836	25.886	33.263	6'57.368P		15:16'08.196	6							
7	21.433	25.492	24.842	32.793	1'44.560	241,1	15:17'52.756	7							
8	21.022	25.393	24.643	32.769	1'43.827	256,8	15:19'36.583	8							
9	20.929	25.373	24.556	32.772	1'43.630	258,6	15:21'20.213	9							
10	21.115	25.313	24.562	32.641	1'43.631	267,4	15:23'03.844	10							
11	21.038	25.291	24.584	32.604	1'43.517	252,7	15:24'47.361	11							
12	23.965	27.626	26.725	42.968	2'01.284P	266,7	15:26'48.645	12							
13	8'51.443	26.918	25.179	32.780	10'16.320P		15:37'04.965	13							
14	20.998	25.171	24.622	32.654	1'43.445	259,2	15:38'48.410	14							
15	20.799	25.445	24.561	32.674	1'43.479	263,5	15:40'31.889	15							
16	22.311	25.211	28.202	32.796	1'48.520	262,9	15:42'20.409	16							
17	21.000	25.059	24.330	32.385	1'42.774	267,4	15:44'03.183	17							
18	20.836	25.141	24.588	32.351	1'42.916	258,0	15:45'46.099	18							
19	21.171	24.940	24.469	32.395	1'42.975	251,5	15:47'29.074	19							
20	26.409	25.402	25.444	32.964	1'50.219	259,8	15:49'19.293	20							
21	20.988	24.967	24.353	32.375	1'42.683	249,8	15:51'01.976	21							

16/10/2020 P = Pits In/Out - C = Lap Time Cancelled

These data/results cannot be reproduced, stored and/or transmitted in whole or in part by any manner of electronic, mechanical, photocopying, recording, broadcasting or otherwise now known or herein after developed without the previous express consent by the copyright owner, except for reproduction in daily press and regular printed publications on sale to the public within 60 days of the event related to those data/results and always provided that copyright symbol appears together as follows below.

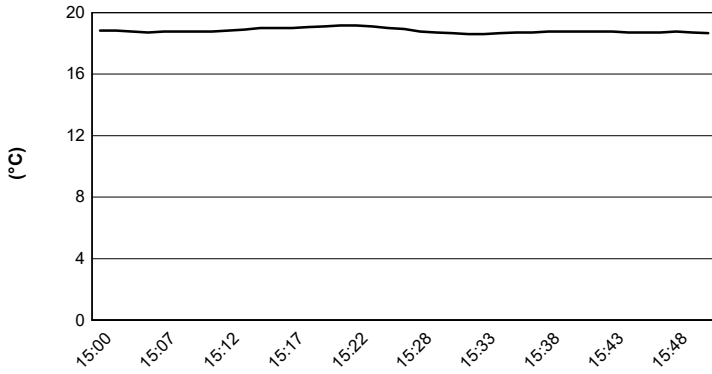
© DORNA WSBK ORGANIZATION Srl 2020



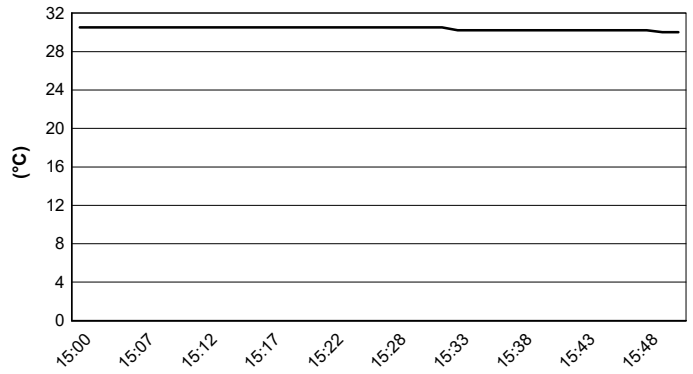
Circuito Estoril 4.182 m

Pirelli Estoril Round, 16 - 18 October 2020
Weather Report Free Practice 2nd Session
 Session started 15:00 - Session ended 15:51

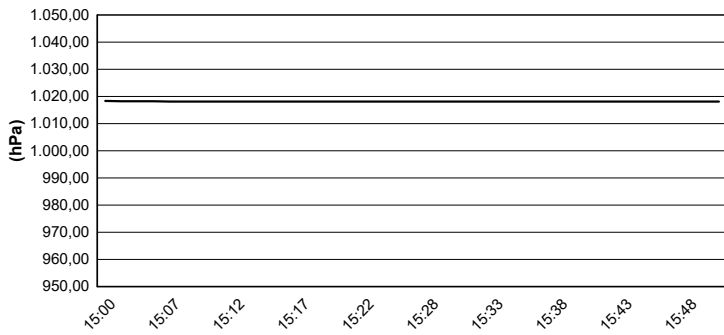
Air Temperature



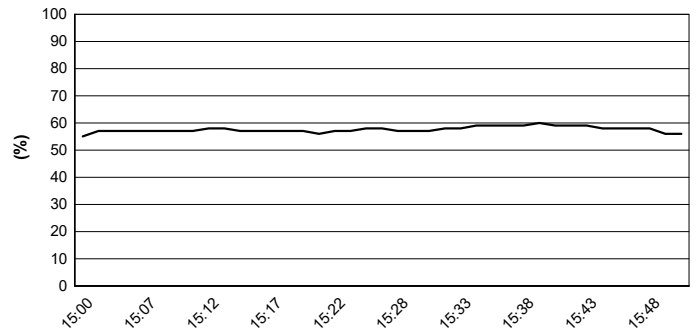
Track Temperature



Air Pressure



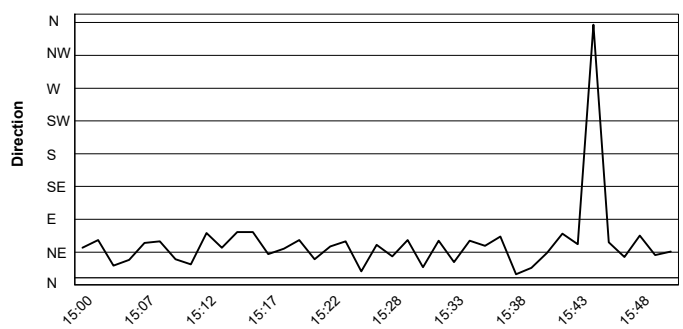
Humidity



Wind Speed



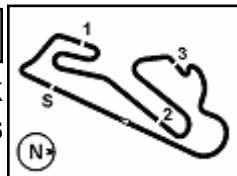
Wind Direction



16/10/2020

These data/results cannot be reproduced, stored and/or transmitted in whole or in part by any manner of electronic, mechanical, photocopying, recording, broadcasting or otherwise now known or herein after developed without the previous express consent by the copyright owner, except for reproduction in daily press and regular printed publications on sale to the public within 60 days of the event related to those data/results and always provided that copyright symbol appears together as follows below.

© DORNA WSBK ORGANIZATION Srl 2020



Circuito Estoril 4.182 m

Pirelli Estoril Round, 16 - 18 October 2020

Best Laps & Speeds

No.	Rider Bike	Nat	Best Lap		FP1		FP2												
			LL	SPD	LL	SPD	LL	SPD											
1	45 S. REDDING Ducati Panigale V4 R	GBR	1'36.886 37 286,8		1'37.181 19 281,0		1'36.886 18 286,8												
2	54 T. RAZGATLIOGLU Yamaha YZF R1	TUR	1'36.975 39 278,1		1'37.731 20 278,1		1'36.975 19 278,1												
3	76 L. BAZ Yamaha YZF R1	FRA	1'37.084 30 282,4		1'37.680 19 281,0		1'37.084 11 282,4												
4	1 J. REA Kawasaki ZX-10RR	GBR	1'37.443 39 276,0		1'37.832 18 271,3		1'37.443 21 276,0												
5	22 A. LOWES Kawasaki ZX-10RR	GBR	1'37.563 41 276,0		1'38.498 19 276,0		1'37.563 22 274,7												
6	31 G. GERLOFF Yamaha YZF R1	USA	1'37.606 39 272,6		1'37.619 20 270,6		1'37.606 19 272,6												
7	7 C. DAVIES Ducati Panigale V4 R	GBR	1'37.626 46 281,0		1'38.563 21 281,0		1'37.626 25 281,0												
8	94 J. FOLGER Yamaha YZF R1	GER	1'37.628 37 268,6		1'38.211 18 268,6		1'37.628 19 266,7												
9	60 M. VAN DER MARK Yamaha YZF R1	NED	1'37.775 45 275,4		1'37.829 24 275,4		1'37.775 21 275,4												
10	91 L. HASLAM Honda CBR1000RR-R	GBR	1'37.883 36 275,4		1'38.664 17 274,7		1'37.883 19 275,4												
11	19 A. BAUTISTA Honda CBR1000RR-R	ESP	1'37.914 37 273,3		1'38.580 20 273,3		1'37.914 17 272,6												
12	66 T. SYKES BMW S1000 RR	GBR	1'37.936 37 277,4		1'38.746 20 274,0		1'37.936 17 277,4												
13	21 M. RINALDI Ducati Panigale V4 R	ITA	1'38.241 35 270,6		1'38.857 17 262,9		1'38.241 18 270,6												
14	12 X. FORES Kawasaki ZX-10RR	ESP	1'38.266 39 274,7		1'38.801 20 268,0		1'38.266 19 274,7												
15	20 S. BARRIER Ducati Panigale V4 R	FRA	1'38.375 36 267,3		1'39.582 16 267,3		1'38.375 20 262,2												
16	64 F. CARICASULO Yamaha YZF R1	ITA	1'38.515 49 274,0		1'38.538 23 270,6		1'38.515 26 274,0												
17	71 M. FERRARI Ducati Panigale V4 R	ITA	1'38.766 36 270,0		1'39.297 18 264,8		1'38.766 18 270,0												
18	50 E. LAVERTY BMW S1000 RR	IRL	1'38.925 39 270,6		1'38.959 20 266,0		1'38.925 19 270,6												
19	36 L. MERCADO Ducati Panigale V4 R	ARG	1'39.101 40 278,1		1'40.523 18 278,1		1'39.101 22 266,7												
20	51 E. GRANADO Honda CBR1000RR-R	BRA	1'39.326 37 258,5		1'41.448 17 253,2		1'39.326 20 258,5												
21	32 S. MORAIS Kawasaki ZX-10RR	POR	1'39.708 37 253,2		1'41.153 16 252,6		1'39.708 21 253,2												
22	13 T. TAKAHASHI Honda CBR1000RR-R	JPN	1'39.787 37 280,3		1'40.357 19 280,3		1'39.787 18 276,7												
23	84 L. CRESSON Kawasaki ZX-10RR	BEL	1'42.683 41 267,3		1'43.642 21 259,8		1'42.683 20 267,3												

16/10/2020

These data/results cannot be reproduced, stored and/or transmitted in whole or in part by any manner of electronic, mechanical, photocopying, recording, broadcasting or otherwise now known or herein after developed without the previous express consent by the copyright owner, except for reproduction in daily press and regular printed publications on sale to the public within 60 days of the event related to those data/results and always provided that copyright symbol appears together as follows below.

© DORNA WSBK ORGANIZATION Srl 2020

FICR PERUGIA TIMING



Official Tyre Supplier



Official Timekeeper