
**Pirelli Estoril Round, 16 - 18 October 2020**
**Results Free Practice 3rd Session**

Circuito Estoril 4.182 m

1 / 2

No.	Rider	Nat	Team	Bike	Class	Time	Gap	Rel.	Laps	Speed	
										Avg	Max
1	45 S. REDDING	GBR	ARUBA.IT Racing - Ducati	Ducati Panigale V4 R		<b>1'36.770</b>			11	155,577	<b>274,7</b>
2	54 T. RAZGATLIOGLU	TUR	PATA YAMAHA WorldSBK Official Team	Yamaha YZF R1		<b>1'36.872</b>	0.102	0.102	10	155,413	<b>289,9</b>
3	1 J. REA	GBR	Kawasaki Racing Team WorldSBK	Kawasaki ZX-10RR		<b>1'36.986</b>	0.216	0.114	11	155,231	<b>271,3</b>
4	60 M. VAN DER MARK	NED	PATA YAMAHA WorldSBK Official Team	Yamaha YZF R1		<b>1'37.190</b>	0.420	0.204	9	154,905	<b>274,0</b>
5	31 G. GERLOFF	USA	GRT Yamaha WorldSBK Junior Team	Yamaha YZF R1	IND	<b>1'37.195</b>	0.425	0.005	12	154,897	<b>272,0</b>
6	7 C. DAVIES	GBR	ARUBA.IT Racing - Ducati	Ducati Panigale V4 R		<b>1'37.202</b>	0.432	0.007	11	154,886	<b>281,0</b>
7	94 J. FOLGER	GER	Bonovo Action by MGM Racing	Yamaha YZF R1	IND	<b>1'37.436</b>	0.666	0.234	11	154,514	<b>272,7</b>
8	22 A. LOWES	GBR	Kawasaki Racing Team WorldSBK	Kawasaki ZX-10RR		<b>1'37.459</b>	0.689	0.023	11	154,477	<b>270,7</b>
9	66 T. SYKES	GBR	BMW Motorrad WorldSBK Team	BMW S1000 RR		<b>1'37.540</b>	0.770	0.081	11	154,349	<b>273,3</b>
10	91 L. HASLAM	GBR	Team HRC	Honda CBR1000RR-R		<b>1'37.662</b>	0.892	0.122	11	154,156	<b>270,0</b>
11	19 A. BAUTISTA	ESP	Team HRC	Honda CBR1000RR-R		<b>1'37.708</b>	0.938	0.046	11	154,084	<b>270,0</b>
12	76 L. BAZ	FRA	Ten Kate Racing Yamaha	Yamaha YZF R1	IND	<b>1'38.026</b>	1.256	0.318	9	153,584	<b>276,1</b>
13	64 F. CARICASULO	ITA	GRT Yamaha WorldSBK Junior Team	Yamaha YZF R1	IND	<b>1'38.167</b>	1.397	0.141	10	153,363	<b>266,7</b>
14	12 X. FORES	ESP	Kawasaki Puccetti Racing	Kawasaki ZX-10RR	IND	<b>1'38.272</b>	1.502	0.105	9	153,199	<b>277,5</b>
15	21 M. RINALDI	ITA	Team GOELEVELN	Ducati Panigale V4 R	IND	<b>1'38.549</b>	1.779	0.277	11	152,769	<b>274,7</b>
16	50 E. LAVERTY	IRL	BMW Motorrad WorldSBK Team	BMW S1000 RR		<b>1'38.701</b>	1.931	0.152	9	152,533	<b>268,7</b>
17	71 M. FERRARI	ITA	Barni Racing Team	Ducati Panigale V4 R	IND	<b>1'38.791</b>	2.021	0.090	11	152,394	<b>266,7</b>
18	36 L. MERCADO	ARG	Motocorsa Racing	Ducati Panigale V4 R	IND	<b>1'39.122</b>	2.352	0.331	7	151,886	<b>255,0</b>
19	13 T. TAKAHASHI	JPN	MIE Racing HONDA Team	Honda CBR1000RR-R	IND	<b>1'39.152</b>	2.382	0.030	10	151,840	<b>281,7</b>
20	32 S. MORAIS	POR	ORELAC Racing VERDNATURA	Kawasaki ZX-10RR	IND	<b>1'39.319</b>	2.549	0.167	9	151,584	<b>255,0</b>
21	20 S. BARRIER	FRA	Brixx Performance	Ducati Panigale V4 R	IND	<b>1'39.366</b>	2.596	0.047	9	151,513	<b>257,4</b>
22	51 E. GRANADO	BRA	MIE Racing HONDA Team	Honda CBR1000RR-R	IND	<b>1'40.043</b>	3.273	0.677	7	150,487	<b>259,2</b>
23	84 L. CRESSON	BEL	OUTDO Kawasaki TPR	Kawasaki ZX-10RR	IND	<b>1'42.952</b>	6.182	2.909	9	146,235	<b>274,0</b>

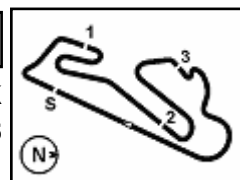
 Qualifying Lap Time (107% of 1'36.770): **1'43.545**

AIR	Humidity:	79%	Temp:	13°C
TRACK	Condition:	Dry	Temp:	14°C

Start 17/10/2020 09:00 End 09:22 The results are provisional until the end of the time limit for protests and appeals and the completion of the technical checks.

These data/results cannot be reproduced, stored and/or transmitted in whole or in part by any manner of electronic, mechanical, photocopying, recording, broadcasting or otherwise now known or herein after developed without the previous express consent by the copyright owner, except for reproduction in daily press and regular printed publications on sale to the public within 60 days of the event related to those data/results and always provided that copyright symbol appears together as follows below.

© DORNA WSBK ORGANIZATION Srl 2020


**Pirelli Estoril Round, 16 - 18 October 2020**
**Results Free Practice 3rd Session**
**Session Highlights**

Local Time	No. Rider	Description
09.00.00		Start
09.08.02	12 X. <b>FORES</b>	Check Transponder
09.10.06	36 L. <b>MERCADO</b>	Crashed - Turn 7
09.11.19	36 L. <b>MERCADO</b>	Re-joined
09.22.02		End Of Session

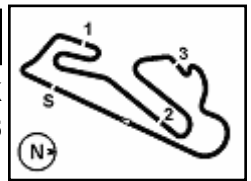
**Fastest Laps Sequence**

No.	Rider	Nat	Team	Bike	Local Time	Time	Gap	Avg
76	L. <b>BAZ</b>	FRA	Ten Kate Racing Yamaha	Yamaha YZF R1	09:03'33.309	<b>1'40.322</b>		150,069
50	E. <b>LAVERTY</b>	IRL	BMW Motorrad WorldSBK Team	BMW S1000 RR	09:03'34.128	<b>1'39.908</b>	-0.414	150,691
31	G. <b>GERLOFF</b>	USA	GRT Yamaha WorldSBK Junior Team	Yamaha YZF R1	09:03'35.889	<b>1'39.641</b>	-0.267	151,094
22	A. <b>LOWES</b>	GBR	Kawasaki Racing Team WorldSBK	Kawasaki ZX-10RR	09:03'37.234	<b>1'38.926</b>	-0.715	152,186
60	M. <b>VAN DER MARK</b>	NED	PATA YAMAHA WorldSBK Official Team	Yamaha YZF R1	09:03'38.089	<b>1'38.922</b>	-0.004	152,193
45	S. <b>REDDING</b>	GBR	ARUBA.IT Racing - Ducati	Ducati Panigale V4 R	09:04'18.904	<b>1'37.831</b>	-1.091	153,890
45	S. <b>REDDING</b>	GBR	ARUBA.IT Racing - Ducati	Ducati Panigale V4 R	09:05'55.866	<b>1'36.962</b>	-0.869	155,269
45	S. <b>REDDING</b>	GBR	ARUBA.IT Racing - Ducati	Ducati Panigale V4 R	09:07'32.737	<b>1'36.871</b>	-0.091	155,415
45	S. <b>REDDING</b>	GBR	ARUBA.IT Racing - Ducati	Ducati Panigale V4 R	09:17'20.661	<b>1'36.770</b>	-0.101	155,577

17/10/2020      Start      End      The results are provisional until the end of the time limit for protests and appeals  
 09:00      09:22      and the completion of the technical checks.

These data/results cannot be reproduced, stored and/or transmitted in whole or in part by any manner of electronic, mechanical, photocopying, recording, broadcasting or otherwise now known or herein after developed without the previous express consent by the copyright owner, except for reproduction in daily press and regular printed publications on sale to the public within 60 days of the event related to those data/results and always provided that copyright symbol appears together as follows below.

© DORNA WSBK ORGANIZATION Srl 2020



## Pirelli Estoril Round, 16 - 18 October 2020

### Free Practices Combined Results

Circuito Estoril 4.182 m

No.	Rider	Nat	Team	Bike	Class	FP1	FP2	FP3	Time	Gap	Rel.	Avg	LL
1	<b>45 S. REDDING</b>	GBR	ARUBA.IT Racing - Ducati	Ducati Panigale V4 R		1'37.181	1'36.886	<b>1'36.770</b>	<b>1'36.770</b>			155,577	48
2	<b>54 T. RAZGATLIOGLU</b>	TUR	PATA YAMAHA WorldSBK Official Team	Yamaha YZF R1		1'37.731	1'36.975	<b>1'36.872</b>	<b>1'36.872</b>	0.102	0.102	155,413	49
3	<b>1 J. REA</b>	GBR	Kawasaki Racing Team WorldSBK	Kawasaki ZX-10RR		1'37.832	1'37.443	<b>1'36.986</b>	<b>1'36.986</b>	0.216	0.114	155,231	50
4	<b>76 L. BAZ</b>	FRA	Ten Kate Racing Yamaha	Yamaha YZF R1	IND	1'37.680	<b>1'37.084</b>	1'38.026	<b>1'37.084</b>	0.314	0.098	155,074	39
5	<b>60 M. VAN DER MARK</b>	NED	PATA YAMAHA WorldSBK Official Team	Yamaha YZF R1		1'37.829	1'37.775	<b>1'37.190</b>	<b>1'37.190</b>	0.420	0.106	154,905	54
6	<b>31 G. GERLOFF</b>	USA	GRT Yamaha WorldSBK Junior Team	Yamaha YZF R1	IND	1'37.619	1'37.606	<b>1'37.195</b>	<b>1'37.195</b>	0.425	0.005	154,897	51
7	<b>7 C. DAVIES</b>	GBR	ARUBA.IT Racing - Ducati	Ducati Panigale V4 R		1'38.563	1'37.626	<b>1'37.202</b>	<b>1'37.202</b>	0.432	0.007	154,886	57
8	<b>94 J. FOLGER</b>	GER	Bonovo Action by MGM Racing	Yamaha YZF R1	IND	1'38.211	1'37.628	<b>1'37.436</b>	<b>1'37.436</b>	0.666	0.234	154,514	48
9	<b>22 A. LOWES</b>	GBR	Kawasaki Racing Team WorldSBK	Kawasaki ZX-10RR		1'38.498	1'37.563	<b>1'37.459</b>	<b>1'37.459</b>	0.689	0.023	154,477	52
10	<b>66 T. SYKES</b>	GBR	BMW Motorrad WorldSBK Team	BMW S1000 RR		1'38.746	1'37.936	<b>1'37.540</b>	<b>1'37.540</b>	0.770	0.081	154,349	48
11	<b>91 L. HASLAM</b>	GBR	Team HRC	Honda CBR1000RR-R		1'38.664	1'37.883	<b>1'37.662</b>	<b>1'37.662</b>	0.892	0.122	154,156	47
12	<b>19 A. BAUTISTA</b>	ESP	Team HRC	Honda CBR1000RR-R		1'38.580	1'37.914	<b>1'37.708</b>	<b>1'37.708</b>	0.938	0.046	154,084	48
13	<b>64 F. CARICASULO</b>	ITA	GRT Yamaha WorldSBK Junior Team	Yamaha YZF R1	IND	1'38.538	1'38.515	<b>1'38.167</b>	<b>1'38.167</b>	1.397	0.459	153,363	59
14	<b>21 M. RINALDI</b>	ITA	Team GOELEN	Ducati Panigale V4 R	IND	1'38.857	<b>1'38.241</b>	1'38.549	<b>1'38.241</b>	1.471	0.074	153,248	46
15	<b>12 X. FORES</b>	ESP	Kawasaki Puccetti Racing	Kawasaki ZX-10RR	IND	1'38.801	<b>1'38.266</b>	1'38.272	<b>1'38.266</b>	1.496	0.025	153,209	48
16	<b>20 S. BARRIER</b>	FRA	Brixx Performance	Ducati Panigale V4 R	IND	1'39.582	<b>1'38.375</b>	1'39.366	<b>1'38.375</b>	1.605	0.109	153,039	45
17	<b>50 E. LAVERTY</b>	IRL	BMW Motorrad WorldSBK Team	BMW S1000 RR		1'38.959	1'38.925	<b>1'38.701</b>	<b>1'38.701</b>	1.931	0.326	152,533	48
18	<b>71 M. FERRARI</b>	ITA	Barni Racing Team	Ducati Panigale V4 R	IND	1'39.297	<b>1'38.766</b>	1'38.791	<b>1'38.766</b>	1.996	0.065	152,433	47
19	<b>36 L. MERCADO</b>	ARG	Motocorsa Racing	Ducati Panigale V4 R	IND	1'40.523	<b>1'39.101</b>	1'39.122	<b>1'39.101</b>	2.331	0.335	151,918	47
20	<b>13 T. TAKAHASHI</b>	JPN	MIE Racing HONDA Team	Honda CBR1000RR-R	IND	1'40.357	1'39.787	<b>1'39.152</b>	<b>1'39.152</b>	2.382	0.051	151,840	47
21	<b>32 S. MORAIS</b>	POR	ORELAC Racing VERDNATURA	Kawasaki ZX-10RR	IND	1'41.153	1'39.708	<b>1'39.319</b>	<b>1'39.319</b>	2.549	0.167	151,584	46
22	<b>51 E. GRANADO</b>	BRA	MIE Racing HONDA Team	Honda CBR1000RR-R	IND	1'41.448	<b>1'39.326</b>	1'40.043	<b>1'39.326</b>	2.556	0.007	151,574	44
23	<b>84 L. CRESSON</b>	BEL	OUTDO Kawasaki TPR	Kawasaki ZX-10RR	IND	1'43.642	<b>1'42.683</b>	1'42.952	<b>1'42.683</b>	5.913	3.357	146,618	50

17/10/2020

These data/results cannot be reproduced, stored and/or transmitted in whole or in part by any manner of electronic, mechanical, photocopying, recording, broadcasting or otherwise now known or herein after developed without the previous express consent by the copyright owner, except for reproduction in daily press and regular printed publications on sale to the public within 60 days of the event related to those data/results and always provided that copyright symbol appears together as follows below.

© DORNA WSBK ORGANIZATION Srl 2020

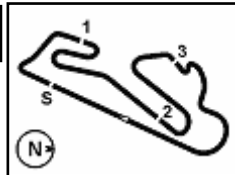
FIKX PERUGIA TIMING



Official Tyre Supplier



Official Timekeeper



Circuito Estoril 4.182 m

## Pirelli Estoril Round, 16 - 18 October 2020 Best Sectors & Speed Free Practice 3rd Session

BEST LAP		
1	45 S. REDDING	Ducati Panigale V4 R 1'36.770
2	54 T. RAZGATLIOGLU	Yamaha YZF R1 1'36.872
3	1 J. REA	Kawasaki ZX-10RR 1'36.986
4	60 M. VAN DER MARK	Yamaha YZF R1 1'37.190
5	31 G. GERLOFF	Yamaha YZF R1 1'37.195
6	7 C. DAVIES	Ducati Panigale V4 R 1'37.202
7	94 J. FOLGER	Yamaha YZF R1 1'37.436
8	22 A. LOWES	Kawasaki ZX-10RR 1'37.459
9	66 T. SYKES	BMW S1000 RR 1'37.540
10	91 L. HASLAM	Honda CBR1000RR-R 1'37.662
11	19 A. BAUTISTA	Honda CBR1000RR-R 1'37.708
12	76 L. BAZ	Yamaha YZF R1 1'38.026
13	64 F. CARICASULO	Yamaha YZF R1 1'38.167
14	12 X. FORES	Kawasaki ZX-10RR 1'38.272
15	21 M. RINALDI	Ducati Panigale V4 R 1'38.549
16	50 E. LAVERTY	BMW S1000 RR 1'38.701
17	71 M. FERRARI	Ducati Panigale V4 R 1'38.791
18	36 L. MERCADO	Ducati Panigale V4 R 1'39.122
19	13 T. TAKAHASHI	Honda CBR1000RR-R 1'39.152
20	32 S. MORAIS	Kawasaki ZX-10RR 1'39.319
21	20 S. BARRIER	Ducati Panigale V4 R 1'39.366
22	51 E. GRANADO	Honda CBR1000RR-R 1'40.043
23	84 L. CRESSON	Kawasaki ZX-10RR 1'42.952

SPEED		
1	54 T. RAZGATLIOGLU	Yamaha YZF R1 289.9
2	13 T. TAKAHASHI	Honda CBR1000RR-R 281.7
3	7 C. DAVIES	Ducati Panigale V4 R 281.0
4	12 X. FORES	Kawasaki ZX-10RR 277.5
5	76 L. BAZ	Yamaha YZF R1 276.1
6	45 S. REDDING	Ducati Panigale V4 R 274.7
7	21 M. RINALDI	Ducati Panigale V4 R 274.7
8	84 L. CRESSON	Kawasaki ZX-10RR 274.0
9	60 M. VAN DER MARK	Yamaha YZF R1 274.0
10	66 T. SYKES	BMW S1000 RR 273.3
11	94 J. FOLGER	Yamaha YZF R1 272.7
12	31 G. GERLOFF	Yamaha YZF R1 272.0
13	1 J. REA	Kawasaki ZX-10RR 271.3
14	22 A. LOWES	Kawasaki ZX-10RR 270.7
15	19 A. BAUTISTA	Honda CBR1000RR-R 270.0
16	91 L. HASLAM	Honda CBR1000RR-R 270.0
17	50 E. LAVERTY	BMW S1000 RR 268.7
18	71 M. FERRARI	Ducati Panigale V4 R 266.7
19	64 F. CARICASULO	Yamaha YZF R1 266.7
20	51 E. GRANADO	Honda CBR1000RR-R 259.2
21	20 S. BARRIER	Ducati Panigale V4 R 257.4
22	32 S. MORAIS	Kawasaki ZX-10RR 255.0
23	36 L. MERCADO	Ducati Panigale V4 R 255.0

SEG. 1			SEG. 2			SEG. 3			SEG. 4		
1	45 S. REDDING	19.542	1	45 S. REDDING	23.395	1	45 S. REDDING	22.829	1	60 M. VAN DER MARK	30.801
2	54 T. RAZGATLIOGLU	19.561	2	54 T. RAZGATLIOGLU	23.403	2	1 J. REA	22.887	2	54 T. RAZGATLIOGLU	30.842
3	7 C. DAVIES	19.565	3	31 G. GERLOFF	23.539	3	54 T. RAZGATLIOGLU	22.895	3	1 J. REA	30.846
4	91 L. HASLAM	19.607	4	94 J. FOLGER	23.539	4	60 M. VAN DER MARK	22.969	4	22 A. LOWES	30.864
5	1 J. REA	19.615	5	1 J. REA	23.544	5	7 C. DAVIES	22.984	5	45 S. REDDING	30.866
6	19 A. BAUTISTA	19.617	6	60 M. VAN DER MARK	23.546	6	31 G. GERLOFF	23.006	6	7 C. DAVIES	30.937
7	31 G. GERLOFF	19.628	7	66 T. SYKES	23.571	7	22 A. LOWES	23.013	7	31 G. GERLOFF	30.941
8	60 M. VAN DER MARK	19.700	8	91 L. HASLAM	23.615	8	66 T. SYKES	23.033	8	66 T. SYKES	30.975
9	94 J. FOLGER	19.729	9	22 A. LOWES	23.649	9	94 J. FOLGER	23.092	9	12 X. FORES	30.982
10	22 A. LOWES	19.752	10	7 C. DAVIES	23.708	10	91 L. HASLAM	23.105	10	94 J. FOLGER	31.020
11	66 T. SYKES	19.771	11	19 A. BAUTISTA	23.747	11	64 F. CARICASULO	23.129	11	64 F. CARICASULO	31.021
12	64 F. CARICASULO	19.793	12	12 X. FORES	23.755	12	12 X. FORES	23.152	12	19 A. BAUTISTA	31.033
13	50 E. LAVERTY	19.852	13	36 L. MERCADO	23.758	13	19 A. BAUTISTA	23.177	13	76 L. BAZ	31.075
14	76 L. BAZ	19.873	14	20 S. BARRIER	23.776	14	76 L. BAZ	23.227	14	91 L. HASLAM	31.083
15	21 M. RINALDI	19.884	15	64 F. CARICASULO	23.786	15	71 M. FERRARI	23.385	15	21 M. RINALDI	31.290
16	71 M. FERRARI	19.897	16	76 L. BAZ	23.791	16	50 E. LAVERTY	23.401	16	71 M. FERRARI	31.343
17	12 X. FORES	19.940	17	21 M. RINALDI	23.865	17	21 M. RINALDI	23.423	17	36 L. MERCADO	31.379
18	13 T. TAKAHASHI	19.940	18	50 E. LAVERTY	23.922	18	20 S. BARRIER	23.481	18	50 E. LAVERTY	31.390
19	36 L. MERCADO	20.089	19	71 M. FERRARI	23.937	19	36 L. MERCADO	23.499	19	32 S. MORAIS	31.456
20	32 S. MORAIS	20.185	20	32 S. MORAIS	24.039	20	32 S. MORAIS	23.523	20	13 T. TAKAHASHI	31.489
21	20 S. BARRIER	20.215	21	13 T. TAKAHASHI	24.048	21	13 T. TAKAHASHI	23.578	21	20 S. BARRIER	31.654
22	51 E. GRANADO	20.406	22	51 E. GRANADO	24.228	22	51 E. GRANADO	23.599	22	51 E. GRANADO	31.748
23	84 L. CRESSON	20.840	23	84 L. CRESSON	24.866	23	84 L. CRESSON	24.404	23	84 L. CRESSON	32.546

17/10/2020

These data/results cannot be reproduced, stored and/or transmitted in whole or in part by any manner of electronic, mechanical, photocopying, recording, broadcasting or otherwise now known or herein after developed without the previous express consent by the copyright owner, except for reproduction in daily press and regular printed publications on sale to the public within 60 days of the event related to those data/results and always provided that copyright symbol appears together as follows below.

© DORNA WSBK ORGANIZATION Srl 2020

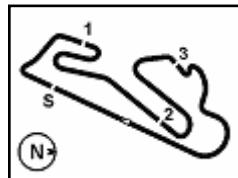
FICR PERUGIA TIMING



Official Tyre Supplier



Official Timekeeper



Circuito Estoril 4.182 m

## Pirelli Estoril Round, 16 - 18 October 2020

### Ideal Times Free Practice 3rd Session

No.	Rider	Nat	Bike	Seg. 1	Seg. 2	Seg. 3	Seg. 4	Ideal Time		
				Diff. 1	Diff. 2	Diff. 3	Diff. 4	Best Lap	Pos.	Diff.
1	<b>45 S. REDDING</b>	GBR	Ducati Panigale V4 R	<b>19.542</b> +0.027	<b>23.395</b> +0.034	<b>22.829</b>	30.866 +0.077	<b>1'36.632</b> 1'36.770	1	0.138
2	<b>54 T. RAZGATLIOGLU</b>	TUR	Yamaha YZF R1	19.561 +0.044	23.403	22.895	30.842 +0.127	<b>1'36.701</b> 1'36.872	2	0.171
3	<b>1 J. REA</b>	GBR	Kawasaki ZX-10RR	19.615	23.544	22.887	30.846 +0.094	<b>1'36.892</b> 1'36.986	3	0.094
4	<b>60 M. VAN DER MARK</b>	NED	Yamaha YZF R1	19.700	23.546 +0.084	22.969	<b>30.801</b> +0.090	<b>1'37.016</b> 1'37.190	4	0.174
5	<b>31 G. GERLOFF</b>	USA	Yamaha YZF R1	19.628 +0.036	23.539 +0.002	23.006 +0.043	30.941	<b>1'37.114</b> 1'37.195	5	0.081
6	<b>7 C. DAVIES</b>	GBR	Ducati Panigale V4 R	19.565	23.708	22.984 +0.008	30.937	<b>1'37.194</b> 1'37.202	6	0.008
7	<b>22 A. LOWES</b>	GBR	Kawasaki ZX-10RR	19.752 +0.176	23.649 +0.005	23.013	30.864	<b>1'37.278</b> 1'37.459	8	0.181
8	<b>66 T. SYKES</b>	GBR	BMW S1000 RR	19.771 +0.090	23.571 +0.100	23.033	30.975	<b>1'37.350</b> 1'37.540	9	0.190
9	<b>94 J. FOLGER</b>	GER	Yamaha YZF R1	19.729 +0.020	23.539	23.092 +0.012	31.020 +0.024	<b>1'37.380</b> 1'37.436	7	0.056
10	<b>91 L. HASLAM</b>	GBR	Honda CBR1000RR-R	19.607 +0.127	23.615 +0.059	23.105 +0.066	31.083	<b>1'37.410</b> 1'37.662	10	0.252
11	<b>19 A. BAUTISTA</b>	ESP	Honda CBR1000RR-R	19.617	23.747 +0.015	23.177	31.033 +0.119	<b>1'37.574</b> 1'37.708	11	0.134
12	<b>64 F. CARICASULO</b>	ITA	Yamaha YZF R1	19.793 +0.123	23.786 +0.096	23.129	31.021 +0.219	<b>1'37.729</b> 1'38.167	13	0.438
13	<b>12 X. FORES</b>	ESP	Kawasaki ZX-10RR	19.940	23.755	23.152	30.982 +1'07.290	<b>1'37.829</b> 1'38.272	14	0.443
14	<b>76 L. BAZ</b>	FRA	Yamaha YZF R1	19.873	23.791 +0.060	23.227	31.075	<b>1'37.966</b> 1'38.026	12	0.060
15	<b>21 M. RINALDI</b>	ITA	Ducati Panigale V4 R	19.884 +0.005	23.865 +0.068	23.423 +0.014	31.290	<b>1'38.462</b> 1'38.549	15	0.087
16	<b>71 M. FERRARI</b>	ITA	Ducati Panigale V4 R	19.897	23.937 +0.135	23.385 +0.094	31.343	<b>1'38.562</b> 1'38.791	17	0.229
17	<b>50 E. LAVERTY</b>	IRL	BMW S1000 RR	19.852	23.922	23.401 +0.128	31.390 +0.008	<b>1'38.565</b> 1'38.701	16	0.136
18	<b>36 L. MERCADO</b>	ARG	Ducati Panigale V4 R	20.089 +0.238	23.758 +0.159	23.499	31.379	<b>1'38.725</b> 1'39.122	18	0.397
19	<b>13 T. TAKAHASHI</b>	JPN	Honda CBR1000RR-R	19.940 +0.027	24.048	23.578 +0.018	31.489 +0.052	<b>1'39.055</b> 1'39.152	19	0.097
20	<b>20 S. BARRIER</b>	FRA	Ducati Panigale V4 R	20.215	23.776	23.481 +0.240	31.654	<b>1'39.126</b> 1'39.366	21	0.240
21	<b>32 S. MORAIS</b>	POR	Kawasaki ZX-10RR	20.185	24.039	23.523 +0.116	31.456	<b>1'39.203</b> 1'39.319	20	0.116
22	<b>51 E. GRANADO</b>	BRA	Honda CBR1000RR-R	20.406 +0.007	24.228	23.599 +0.055	31.748	<b>1'39.981</b> 1'40.043	22	0.062
23	<b>84 L. CRESSON</b>	BEL	Kawasaki ZX-10RR	20.840 +0.053	24.866 +0.044	24.404	32.546 +0.199	<b>1'42.656</b> 1'42.952	23	0.296
<b>Overall Ideal Time</b>				19.542	23.395	22.829	30.801	<b>1'36.567</b>		

17/10/2020

These data/results cannot be reproduced, stored and/or transmitted in whole or in part by any manner of electronic, mechanical, photocopying, recording, broadcasting or otherwise now known or herein after developed without the previous express consent by the copyright owner, except for reproduction in daily press and regular printed publications on sale to the public within 60 days of the event related to those data/results and always provided that copyright symbol appears together as follows below.

© DORNA WSBK ORGANIZATION Srl 2020

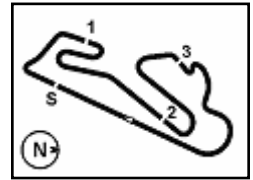
FICR PERUGIA TIMING



Official Tyre Supplier



Official Timekeeper



## Pirelli Estoril Round, 16 - 18 October 2020 Chronological Analysis Free Practice 3rd Session

Circuito Estoril 4.182 m

1 / 3

1° 45 S. REDDING (1'36.770)							
Lap	Seg.1	Seg.2	Seg.3	Seg.4	Lap Time	km/h	Local Time
1		25.115	24.133	31.589			9:02'41.073
2	20.152	23.752	22.975	30.952	1'37.831	253,2	9:04'18.904
3	19.815	23.427	22.854	<b>30.866</b>	1'36.962	262,3	9:05'55.866
4	19.681	23.410	22.895	30.885	1'36.871	<b>274,7</b>	9:07'32.737
5	19.722	23.548	23.007	31.057	1'37.334	272,0	9:09'10.071
6	19.669	<b>23.395</b>	23.077	31.102	1'37.243	270,7	9:10'47.314
7	19.929	23.474	22.961	30.943	1'37.307	256,8	9:12'24.621
8	19.681	23.599	22.881	30.867	1'37.028	270,7	9:14'01.649
9	21.423	24.774	24.567	31.478	1'42.242	274,0	9:15'43.891
10	19.569	23.429	<b>22.829</b>	30.943	1'36.770	271,3	9:17'20.661
11	19.585	23.644	23.192	31.294	1'37.715	270,7	9:18'58.376
12	<b>19.542</b>	23.498	22.843	31.003	1'36.886	268,7	9:20'35.262

2° 54 T. RAZGATLIOGLU (1'36.872)							
Lap	Seg.1	Seg.2	Seg.3	Seg.4	Lap Time	km/h	Local Time
1		25.400	24.985	32.652			9:01'54.679
2	20.516	24.315	23.780	31.922	1'40.533	249,2	9:03'35.212
3	19.994	23.800	23.716	31.867	1'39.377	262,3	9:05'14.589
4	19.972	23.895	23.699	40.685	1'48.251P	271,3	9:07'02.840
5	2'40.958	25.876	25.140	31.626	4'03.600P		9:11'06.440
6	22.664	24.196	23.695	34.087	1'44.642	<b>289,9</b>	9:12'51.082
7	19.751	23.494	23.089	<b>30.842</b>	1'37.176	266,1	9:14'28.258
8	19.801	23.515	22.978	30.990	1'37.284	266,1	9:16'05.542
9	19.581	23.475	22.941	30.917	1'36.914	275,4	9:17'42.456
10	<b>19.561</b>	23.481	22.957	30.875	1'36.874	274,7	9:19'19.330
11	19.605	<b>23.403</b>	<b>22.895</b>	30.969	<b>1'36.872</b>	274,0	9:20'56.202

3° 1 J. REA (1'36.986)							
Lap	Seg.1	Seg.2	Seg.3	Seg.4	Lap Time	km/h	Local Time
1		24.919	24.600	31.408			9:02'54.051
2	20.286	23.642	24.126	31.054	1'39.108	269,3	9:04'33.159
3	20.117	23.778	23.231	31.484	1'38.610	251,5	9:06'11.769
4	19.663	23.633	23.171	31.051	1'37.518	264,8	9:07'49.287
5	19.736	23.562	23.231	31.026	1'37.555	268,0	9:09'26.842
6	19.735	23.593	24.931	31.425	1'39.684	270,7	9:11'06.526
7	22.933	24.652	24.524	32.062	1'44.171	<b>271,3</b>	9:12'50.697
8	19.884	23.566	23.011	31.016	1'37.477	256,2	9:14'28.174
9	20.338	23.820	23.154	30.945	1'38.257	259,2	9:16'06.431
10	19.869	23.551	23.166	<b>30.846</b>	1'37.432	253,8	9:17'43.863
11	<b>19.615</b>	<b>23.544</b>	<b>22.887</b>	30.940	<b>1'36.986</b>	262,9	9:19'20.849
12	19.837	23.592	27.008	31.416	1'41.853	261,0	9:21'02.702

4° 60 M. VAN DER MARK (1'37.190)							
Lap	Seg.1	Seg.2	Seg.3	Seg.4	Lap Time	km/h	Local Time
1		25.398	23.734	31.433			9:01'59.167
2	20.272	23.829	23.473	31.348	1'38.922	249,2	9:03'38.089
3	20.000	23.843	23.343	31.174	1'38.360	259,2	9:05'16.449
4	20.000	23.905	23.720	31.666	1'39.291	261,0	9:06'55.770
5	19.822	23.799	23.187	30.934	1'37.742	262,9	9:08'33.482
6	19.902	23.653	23.172	41.810	1'48.537P	267,4	9:10'22.019
7	3'30.058	24.058	23.182	<b>30.801</b>	4'48.099P		9:15'10.118
8	19.774	23.595	23.078	30.855	1'37.302	265,4	9:16'47.420
9	<b>19.700</b>	23.630	<b>22.969</b>	30.891	<b>1'37.190</b>	268,7	9:18'24.610
10	19.709	<b>23.546</b>	23.020	30.970	1'37.245	<b>274,0</b>	9:20'01.855

5° 31 G. GERLOFF (1'37.195)							
Lap	Seg.1	Seg.2	Seg.3	Seg.4	Lap Time	km/h	Local Time
1		24.794	25.022	31.740			9:01'56.248
2	20.320	24.141	23.540	31.640	1'39.641	247,0	9:03'35.889
3	20.262	24.119	23.362	31.178	1'38.921	248,1	9:05'14.810

4	20.126	23.754	23.496	31.659	1'39.035	243,7	9:06'53.845
5	20.106	23.683	23.174	31.316	1'38.279	255,6	9:08'32.124
6	19.867	23.692	23.172	31.233	1'37.964	257,4	9:10'10.088
7	19.694	23.690	23.122	31.116	1'37.622	270,7	9:11'47.710
8	19.911	23.629	23.110	31.306	1'37.956	265,4	9:13'25.666
9	19.884	23.686	23.134	31.223	1'37.927	263,5	9:15'03.593
10	19.722	23.552	23.049	30.976	1'37.299	268,7	9:16'40.892
11	19.808	<b>23.539</b>	23.063	31.060	1'37.470	267,4	9:18'18.362
12	19.664	23.541	23.049	<b>30.941</b>	<b>1'37.195</b>	<b>272,0</b>	9:19'55.557
13	<b>19.628</b>	23.704	<b>23.006</b>	31.025	1'37.363	270,7	9:21'32.920

6° 7 C. DAVIES (1'37.202)							
Lap	Seg.1	Seg.2	Seg.3	Seg.4	Lap Time	km/h	Local Time
1		25.632	24.618	34.754			9:02'49.699
2	20.744	24.635	24.440	35.106	1'44.925	236,9	9:04'34.624
3	19.980	24.334	23.257	31.362	1'38.933	261,7	9:06'13.557
4	19.640	23.727	26.669	32.924	1'42.960	266,1	9:07'56.517
5	19.616	23.861	23.128	31.107	1'37.712	272,7	9:09'34.229
6	19.602	23.755	23.219	31.388	1'37.964	273,4	9:11'12.193
7	19.641	23.731	23.180	31.192	1'37.744	276,8	9:12'49.937
8	22.787	25.293	24.343	32.104	1'44.527	<b>281,0</b>	9:14'34.464
9	19.667	23.845	<b>22.984</b>	31.097	1'37.593	277,5	9:16'12.057
10	<b>19.565</b>	<b>23.708</b>	22.992	<b>30.937</b>	<b>1'37.202</b>	276,8	9:17'49.259
11	<b>19.565</b>	23.714	23.173	31.070	1'37.522	272,7	9:19'26.781
12	19.671	23.735	23.099	31.107	1'37.612	278,2	9:21'04.393

7° 94 J. FOLGER (1'37.436)							
Lap	Seg.1	Seg.2	Seg.3	Seg.4	Lap Time	km/h	Local Time
1		25.187	24.058	31.844			9:02'42.954
2	19.932	23.742	23.354	31.162	1'38.190	258,6	9:04'21.144
3	20.080	23.676	23.124	31.072	1'37.952	245,9	9:05'59.096
4	19.921	23.715	23.262	31.263	1'38.161	252,7	9:07'37.257
5	19.742	23.642	23.216	31.189	1'37.789	267,4	9:09'15.046
6	23.521	24.611	25.503	32.582	1'46.217	<b>272,7</b>	9:11'01.263
7	19.840	23.578	23.121	31.078	1'37.617	267,4	9:12'38.880
8	<b>19.729</b>	23.650	23.205	31.072	1'37.656	266,7	9:14'16.536
9	25.112	25.086	24.023	38.056	1'52.277	258,6	9:16'08.813
10	19.838	23.581	<b>23.092</b>	<b>31.020</b>	1'37.531	251,5	9:17'46.344
11	19.922	23.662	24.235	33.487	1'41.306	252,1	9:19'27.650
12	19.749	<b>23.539</b>	23.104	31.044	<b>1'37.436</b>	253,2	9:21'05.086

8° 22 A. LOWES (1'37.459)							
Lap	Seg.1	Seg.2	Seg.3	Seg.4	Lap Time	km/h	Local Time
1		25.186	24.161	31.483			9:01'58.308
2	20.171	24.027	23.399	31.329	1'38.926	249,8	9:03'37.234
3	20.080	23.834	23.090	31.018	1'38.022	253,8	9:05'15.256
4	20.396	24.082	23.186	31.454	1'39.118	231,4	9:06'54.374
5	20.030	23.755	23.035	30.960	1'37.780	250,9	9:08'32.154
6	25.426	29.746	26.507	32.005	1'53.684	<b>270,7</b>	9:10'25.838
7	20.129	23.928	23.170	31.082	1'38.309	254,4	9:12'04.147
8	19.995	<b>23.649</b>	23.206	31.215	1'38.065	256,8	9:13'42.212
9	<b>19.752</b>	23.727	23.166	31.136	1'37.781	262,9	9:15'19.993
10	19.797	23.654	23.158	31.069	1'37.678	264,2	9:16'57.671
11	19.928	23.654	<b>23.013</b>	<b>30.864</b>	<b>1'37.459</b>	252,7	9:18'35.130
12	20.415	24.830	30.016	31.143	1'46.404	255,0	9:20'21.534

9° 66 T. SYKES (1'37.540)							
Lap	Seg.1	Seg.2	Seg.3	Seg.4	Lap Time	km/h	Local Time
1		25.993	25.645	32.687			9:02'43.234
2	21.243	24.087	23.585	31.641	1'40.556	224,8	9:04'23.790
3	19.939	23.787	23.091	31.212	1'38.029	<b>273,4</b>	9:06'01.819
4	19.851	23.602	23.175	31.080	1'37.708	264,2	9:07'39.527

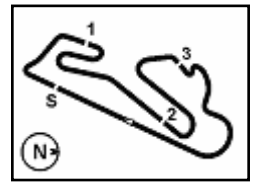
17/10/2020

P = Pits In/Out - C = Lap Time Cancelled

These data/results cannot be reproduced, stored and/or transmitted in whole or in part by any manner of electronic, mechanical, photocopying, recording, broadcasting or otherwise now known or herein after developed without the previous express consent by the copyright owner, except for reproduction in daily press and regular printed publications on sale to the public within 60 days of the event related to those data/results and always provided that copyright symbol appears together as follows below.

© DORNA WSBK ORGANIZATION Srl 2020





## Pirelli Estoril Round, 16 - 18 October 2020 Chronological Analysis Free Practice 3rd Session

Circuito Estoril 4.182 m

2 / 3

5	19.861	23.671	<b>23.033</b>	<b>30.975</b>	<b>1'37.540</b>	260,4	9:09'17.067
6	27.143	25.043	24.501	34.092	1'50.779	253,8	9:11'07.846
7	19.808	23.894	23.183	38.003	1'44.888	267,4	9:12'52.734
8	19.856	<b>23.571</b>	23.139	31.076	1'37.642	260,4	9:14'30.376
9	<b>19.771</b>	23.574	23.150	31.095	1'37.590	268,7	9:16'07.966
10	19.831	23.718	23.192	31.064	1'37.805	261,7	9:17'45.771
11	19.879	23.747	23.336	31.214	1'38.176	262,3	9:19'23.947
12	19.829	23.729	23.128	31.275	1'37.961	271,3	9:21'01.908

10	<b>19.793</b>	23.841	23.186	31.441	1'38.261	264,8	9:19'53.288
11	19.916	23.882	<b>23.129</b>	31.240	<b>1'38.167</b>	265,4	9:21'31.455

### 10° 91 L. HASLAM (1'37.662)

Lap	Seg.1	Seg.2	Seg.3	Seg.4	Lap Time	km/h	Local Time
1		25.609	24.518	32.733			9:01'55.011
2	20.440	24.601	23.649	31.907	1'40.597	252,1	9:03'35.608
3	19.995	23.746	27.426	32.225	1'43.392	255,0	9:05'19.000
4	19.903	23.801	23.345	31.300	1'38.349	265,4	9:06'57.349
5	19.817	24.214	23.888	33.775	1'41.694	261,0	9:08'39.043
6	19.846	23.728	25.656	38.094	1'47.324	264,8	9:10'26.367
7	19.980	23.864	23.239	31.355	1'38.438	261,0	9:12'04.805
8	19.734	23.674	23.171	<b>31.083</b>	<b>1'37.662</b>	262,3	9:13'42.467
9	20.178	23.778	23.284	31.456	1'38.696	255,0	9:15'21.163
10	<b>19.607</b>	23.671	23.223	31.343	1'37.844	267,4	9:16'59.007
11	19.747	<b>23.615</b>	27.069	33.171	1'43.602	268,0	9:18'42.609
12	19.761	23.695	<b>23.105</b>	31.515	1'38.076	<b>270,0</b>	9:20'20.685

### 11° 19 A. BAUTISTA (1'37.708)

Lap	Seg.1	Seg.2	Seg.3	Seg.4	Lap Time	km/h	Local Time
1		25.719	25.003	32.641			9:02'06.543
2	20.405	24.316	23.982	31.633	1'40.336	253,8	9:03'46.879
3	19.860	24.020	23.455	31.128	1'38.463	262,9	9:05'25.342
4	20.076	24.063	23.437	31.266	1'38.842	266,7	9:07'04.184
5	19.967	23.930	23.675	31.419	1'38.991	261,7	9:08'43.175
6	19.791	23.896	26.245	34.898	1'44.830	266,7	9:10'28.005
7	20.231	23.974	23.469	31.198	1'38.872	253,2	9:12'06.877
8	19.818	23.867	23.317	31.105	1'38.107	262,3	9:13'44.984
9	19.637	23.866	23.211	<b>31.033</b>	1'37.741	269,3	9:15'22.731
10	19.805	<b>23.747</b>	23.207	31.104	1'37.863	262,9	9:17'00.594
11	<b>19.617</b>	23.762	<b>23.177</b>	31.152	<b>1'37.708</b>	<b>270,0</b>	9:18'38.302
12	19.701	24.027	23.233	31.150	1'38.111	266,1	9:20'16.413

### 12° 76 L. BAZ (1'38.026)

Lap	Seg.1	Seg.2	Seg.3	Seg.4	Lap Time	km/h	Local Time
1		25.316	24.301	32.251			9:01'52.987
2	20.432	24.507	23.544	31.839	1'40.322	258,6	9:03'33.309
3	20.493	24.132	23.372	32.161	1'40.158	265,4	9:05'13.467
4	20.666	24.090	23.738	41.747	1'50.241P	257,4	9:07'03.708
5	3'35.235	24.358	23.442	31.760	4'54.795P		9:11'58.503
6	19.993	23.850	23.250	31.477	1'38.570	270,7	9:13'37.073
7	19.909	<b>23.791</b>	23.364	31.203	1'38.267	273,4	9:15'15.340
8	21.255	24.694	23.765	31.476	1'41.190	<b>276,1</b>	9:16'56.530
9	<b>19.873</b>	23.851	<b>23.227</b>	<b>31.075</b>	<b>1'38.026</b>	272,7	9:18'34.556
10	20.314	23.972	23.638	31.324	1'39.248	247,0	9:20'13.804

### 13° 64 F. CARICASULO (1'38.167)

Lap	Seg.1	Seg.2	Seg.3	Seg.4	Lap Time	km/h	Local Time
1		25.452	24.551	32.551			9:01'55.162
2	20.612	24.427	23.755	31.774	1'40.568	248,1	9:03'35.730
3	20.245	23.967	26.014	31.286	1'41.512	247,0	9:05'17.242
4	19.997	24.119	23.363	31.277	1'38.756	254,4	9:06'55.998
5	20.286	23.792	23.177	<b>31.021</b>	1'38.276	249,2	9:08'34.274
6	19.879	<b>23.786</b>	23.263	41.694	1'48.622P	262,3	9:10'22.896
7	3'12.975	25.895	23.640	31.843	4'34.353P		9:14'57.249
8	20.307	24.012	23.373	31.443	1'39.135	247,0	9:16'36.384
9	19.876	23.801	23.353	31.613	1'38.643	<b>266,7</b>	9:18'15.027

### 14° 12 X. FORES (1'38.272)

Lap	Seg.1	Seg.2	Seg.3	Seg.4	Lap Time	km/h	Local Time
1		24.891	24.381	31.475			9:02'41.500
2	20.371	23.887	23.396	<b>30.982</b>	1'38.636	247,6	9:04'20.136
3	20.168	<b>23.755</b>	23.288	31.155	1'38.366	252,1	9:05'58.502
4	21.115	23.857	<b>23.152</b>	31.124	1'39.248	<b>277,5</b>	9:07'37.750
5					<b>1'38.272</b>		9:09'16.022
6				33.634	1'46.012		9:11'02.034
7	19.983	23.918	23.211	31.180	1'38.292	259,2	9:12'40.326
8	<b>19.940</b>	24.004	24.809	42.581	1'51.334P	262,9	9:14'31.660
9	2'40.751	24.454	25.079	34.604	4'04.888P		9:18'36.548
10	20.093	24.121	25.243	31.358	1'40.815	252,1	9:20'17.363

### 15° 21 M. RINALDI (1'38.549)

Lap	Seg.1	Seg.2	Seg.3	Seg.4	Lap Time	km/h	Local Time
1		26.179	25.043	32.253			9:02'52.217
2	20.475	24.217	23.744	31.739	1'40.175	246,4	9:04'32.392
3	20.126	24.173	23.536	31.681	1'39.516	258,6	9:06'11.908
4	20.297	26.332	23.846	37.708	1'48.183	236,4	9:08'00.091
5	19.889	23.933	23.437	<b>31.290</b>	<b>1'38.549</b>	269,3	9:09'38.640
6	21.128	24.926	24.336	31.921	1'42.311	<b>274,7</b>	9:11'20.951
7	19.927	23.982	23.425	31.617	1'38.951	264,2	9:12'59.902
8	20.005	<b>23.865</b>	<b>23.423</b>	31.420	1'38.713	259,2	9:14'38.615
9	20.137	29.108	24.867	31.857	1'45.969	255,0	9:16'24.584
10	<b>19.884</b>	23.980	23.500	31.570	1'38.934	265,4	9:18'03.518
11	19.972	24.041	23.544	31.455	1'39.012	266,7	9:19'42.530
12	28.423	30.626	27.273	44.424	2'10.746P	261,0	9:21'53.276

### 16° 50 E. LAVERTY (1'38.701)

Lap	Seg.1	Seg.2	Seg.3	Seg.4	Lap Time	km/h	Local Time
1		25.504	24.731	32.535			9:01'54.220
2	20.408	24.308	23.570	31.622	1'39.908	250,9	9:03'34.128
3	20.063	24.055	23.422	31.733	1'39.273	261,0	9:05'13.401
4	20.068	24.114	23.538	31.552	1'39.272	259,2	9:06'52.673
5	19.995	24.083	23.434	42.312	1'49.824P	264,2	9:08'42.497
6	3'56.541	25.657	24.620	32.233	5'19.051P		9:14'01.548
7	19.919	24.098	23.415	31.556	1'38.988	267,4	9:15'40.536
8	<b>19.852</b>	<b>23.922</b>	23.529	31.398	<b>1'38.701</b>	<b>268,7</b>	9:17'19.237
9	19.937	24.199	23.434	31.465	1'39.035	263,5	9:18'58.272
10	20.415	26.952	<b>23.401</b>	<b>31.390</b>	1'42.158	266,7	9:20'40.430

### 17° 71 M. FERRARI (1'38.791)

Lap	Seg.1	Seg.2	Seg.3	Seg.4	Lap Time	km/h	Local Time
1		25.621	25.101	33.901			9:02'48.439
2	20.452	24.919	48.810	32.618	2'06.799	242,6	9:04'55.238
3	20.342	24.522	23.630	31.552	1'40.046	247,6	9:06'35.284
4	20.103	24.091	23.565	31.502	1'39.261	252,7	9:08'14.545
5	19.984	24.078	23.408	31.444	1'38.914	262,3	9:09'53.459
6	20.096	<b>23.937</b>	23.610	31.683	1'39.326	260,4	9:11'32.785
7	20.037	24.131	23.452	31.741	1'39.361	<b>266,7</b>	9:13'12.146
8	20.060	24.024	<b>23.385</b>	31.440	1'38.909	259,8	9:14'51.055
9	<b>19.897</b>	24.072	23.479	<b>31.343</b>	<b>1'38.791</b>	261,7	9:16'29.846
10	19.918	24.111	23.399	31.527	1'38.955	258,6	9:18'08.801
11	20.256	24.094	23.502	31.525	1'39.377	261,0	9:19'48.178
12	20.112	24.064	23.555	31.635	1'39.366	258,6	9:21'27.544

### 18° 36 L. MERCADO (1'39.122)

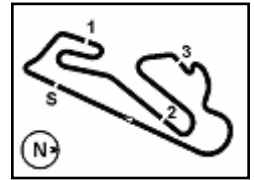
Lap	Seg.1	Seg.2	Seg.3	Seg.4	Lap Time	km/h	Local Time
1		25.491	24.819	31.801			9:01'56.863

17/10/2020 P = Pits In/Out - C = Lap Time Cancelled

These data/results cannot be reproduced, stored and/or transmitted in whole or in part by any manner of electronic, mechanical, photocopying, recording, broadcasting or otherwise now known or herein after developed without the previous express consent by the copyright owner, except for reproduction in daily press and regular printed publications on sale to the public within 60 days of the event related to those data/results and always provided that copyright symbol appears together as follows below.

© DORNA WSBK ORGANIZATION Srl 2020





## Pirelli Estoril Round, 16 - 18 October 2020 Chronological Analysis Free Practice 3rd Session

Circuito Estoril 4.182 m

3 / 3

2	20.421	24.500	25.813	31.873	1'42.607	246,4	9:03'39.470	2	21.190	25.284	24.991	32.828	1'44.293	251,5	9:03'48.369
3	20.213	24.046	23.706	31.611	1'39.576	248,1	9:05'19.046	3	<b>20.840</b>	25.212	24.579	32.884	1'43.515	261,7	9:05'31.884
4	20.327	23.917	<b>23.499</b>	<b>31.379</b>	<b>1'39.122</b>	250,9	9:06'58.168	4	21.001	<b>24.866</b>	29.745	32.612	1'48.224	253,2	9:07'20.108
5	<b>20.089</b>	<b>23.758</b>	23.513	32.799	1'40.159	<b>255,0</b>	9:08'38.327	5	20.988	25.042	24.469	32.784	1'43.283	248,7	9:09'03.391
6	20.187	23.862	1'52.150	53.958	3'30.157P	250,4	9:12'08.484	6	21.067	25.007	24.835	32.634	1'43.543	248,7	9:10'46.934
7	5'32.270	26.290	24.811	32.654	6'56.025P		9:19'04.509	7	21.082	24.936	24.419	<b>32.546</b>	1'42.983	249,2	9:12'29.917
8	20.226	24.255	23.657	31.727	1'39.865	249,8	9:20'44.374	8	24.247	26.631	29.598	42.893	2'03.369P	<b>274,0</b>	9:14'33.286

19° 13 T. TAKAHASHI (1'39.152)							
Lap	Seg.1	Seg.2	Seg.3	Seg.4	Lap Time	km/h	Local Time
1		28.949	25.475	32.715			9:02'08.340
2	20.806	24.629	23.935	31.721	1'41.091	248,1	9:03'49.431
3	20.435	24.921	24.479	32.655	1'42.490	252,7	9:05'31.921
4	20.289	24.460	23.628	31.685	1'40.062	258,0	9:07'11.983
5	20.010	24.298	23.611	31.629	1'39.548	271,3	9:08'51.531
6	20.298	25.083	25.060	31.680	1'42.121	<b>281,7</b>	9:10'33.652
7	20.230	24.251	23.708	<b>31.489</b>	1'39.678	264,2	9:12'13.330
8	19.967	<b>24.048</b>	23.596	31.541	<b>1'39.152</b>	273,4	9:13'52.482
9	<b>19.940</b>	24.321	<b>23.578</b>	33.779	1'41.618	278,2	9:15'34.100
10	20.281	25.491	24.540	45.110	1'55.422P	276,1	9:17'29.522
11	1'10.119	25.242	24.797	33.360	2'33.518P		9:20'03.040

20° 32 S. MORAIS (1'39.319)							
Lap	Seg.1	Seg.2	Seg.3	Seg.4	Lap Time	km/h	Local Time
1		26.207	25.458	35.068			9:02'08.779
2	21.131	24.799	27.181	33.114	1'46.225	236,9	9:03'55.004
3	20.674	24.596	24.439	32.213	1'41.922	244,3	9:05'36.926
4	20.551	24.357	24.114	32.059	1'41.081	244,3	9:07'18.007
5	20.664	24.542	23.968	32.036	1'41.210	243,7	9:08'59.217
6	21.190	26.271	26.289	34.968	1'48.718	242,1	9:10'47.935
7	20.457	26.016	24.681	43.674	1'54.828P	247,0	9:12'42.763
8	3'40.235	27.739	26.529	33.230	5'07.733P		9:17'50.496
9	20.210	24.126	<b>23.523</b>	31.582	1'39.441	<b>255,0</b>	9:19'29.937
10	<b>20.185</b>	<b>24.039</b>	23.639	<b>31.456</b>	<b>1'39.319</b>	249,8	9:21'09.256

21° 20 S. BARRIER (1'39.366)							
Lap	Seg.1	Seg.2	Seg.3	Seg.4	Lap Time	km/h	Local Time
1		25.109	24.469	32.431			9:01'52.932
2	20.847	24.421	23.972	31.954	1'41.194	236,9	9:03'34.126
3	20.634	24.101	23.980	31.873	1'40.588	241,1	9:05'14.714
4	20.809	24.610	23.814	32.018	1'41.251	232,4	9:06'55.965
5	20.799	24.403	23.944	34.394	1'43.540	244,3	9:08'39.505
6	20.686	24.430	26.833	44.039	1'55.988P	<b>257,4</b>	9:10'35.493
7	3'18.939	24.351	23.860	31.881	4'39.031P		9:15'14.524
8	20.253	23.969	<b>23.481</b>	32.043	1'39.746	256,2	9:16'54.270
9	20.520	24.075	23.551	31.755	1'39.901	242,6	9:18'34.171
10	<b>20.215</b>	<b>23.776</b>	23.721	<b>31.654</b>	<b>1'39.366</b>	253,2	9:20'13.537

22° 51 E. GRANADO (1'40.043)							
Lap	Seg.1	Seg.2	Seg.3	Seg.4	Lap Time	km/h	Local Time
1		26.943	25.076	32.335			9:02'01.537
2	20.774	24.432	23.942	31.865	1'41.013	246,4	9:03'42.550
3	20.413	<b>24.228</b>	23.654	<b>31.748</b>	<b>1'40.043</b>	<b>259,2</b>	9:05'22.593
4	<b>20.406</b>	24.267	<b>23.599</b>	32.096	1'40.368	254,4	9:07'02.961
5	20.557	24.392	23.760	47.795	1'56.504P	250,4	9:08'59.465
6	4'08.140	32.802	24.766	32.656	5'38.364P		9:14'37.829
7	20.617	24.553	23.845	32.739	1'41.754	253,8	9:16'19.583
8	20.819	26.570	26.796	45.671	1'59.856P	253,8	9:18'19.439

23° 84 L. CRESSON (1'42.952)							
Lap	Seg.1	Seg.2	Seg.3	Seg.4	Lap Time	km/h	Local Time
1		26.669	25.433	33.361			9:02'04.076

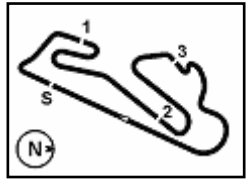
17/10/2020

P = Pits In/Out - C = Lap Time Cancelled

These data/results cannot be reproduced, stored and/or transmitted in whole or in part by any manner of electronic, mechanical, photocopying, recording, broadcasting or otherwise now known or herein after developed without the previous express consent by the copyright owner, except for reproduction in daily press and regular printed publications on sale to the public within 60 days of the event related to those data/results and always provided that copyright symbol appears together as follows below.

© DORNA WSBK ORGANIZATION Srl 2020





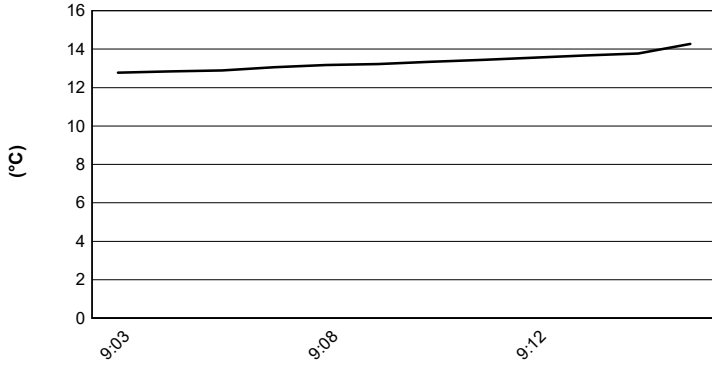
Circuito Estoril 4.182 m

**Pirelli Estoril Round, 16 - 18 October 2020**

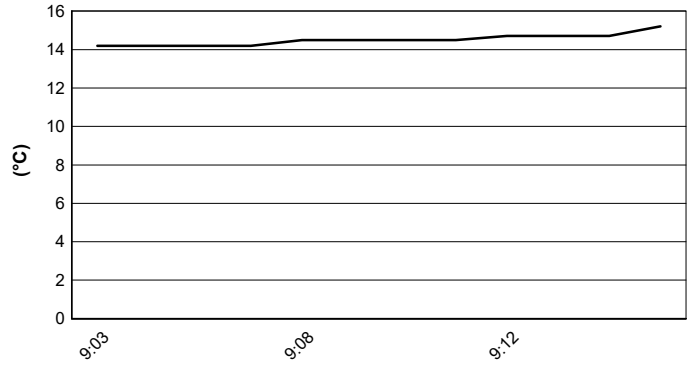
**Weather Report Free Practice 3rd Session**

Session started 09:00 - Session ended 9:22


### Air Temperature



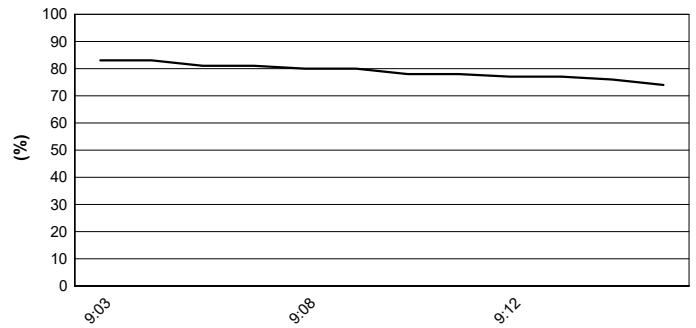
### Track Temperature



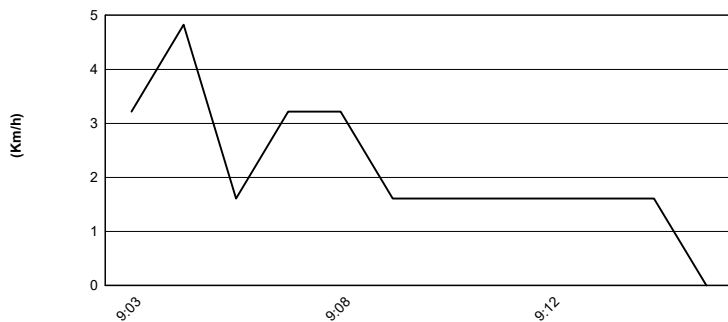
### Air Pressure



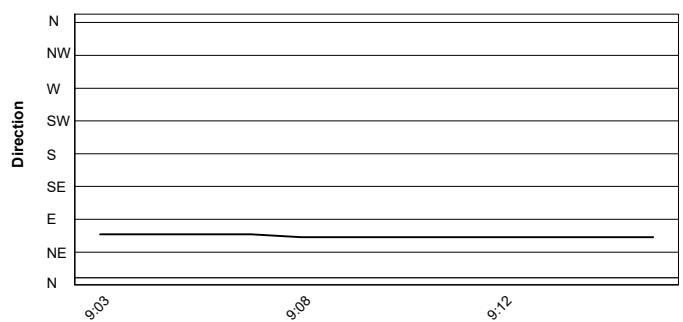
### Humidity



### Wind Speed



### Wind Direction



17/10/2020

These data/results cannot be reproduced, stored and/or transmitted in whole or in part by any manner of electronic, mechanical, photocopying, recording, broadcasting or otherwise now known or herein after developed without the previous express consent by the copyright owner, except for reproduction in daily press and regular printed publications on sale to the public within 60 days of the event related to those data/results and always provided that copyright symbol appears together as follows below.

© DORNA WSBK ORGANIZATION Srl 2020

