
Pirelli Estoril Round, 16 - 18 October 2020
Results Tissot Superpole

1 / 2

No.	Rider	Nat	Team	Bike	Class	Time	Gap	Rel.	Laps	Speed	
										Avg	Max
1	54 T. RAZGATLIOGLU	TUR	PATA YAMAHA WorldSBK Official Team	Yamaha YZF R1		1'36.154			10	156,574	286,1
2	91 L. HASLAM	GBR	Team HRC	Honda CBR1000RR-R		1'36.856	0.702	0.702	12	155,439	270,0
3	31 G. GERLOFF	USA	GRT Yamaha WorldSBK Junior Team	Yamaha YZF R1	IND	1'36.865	0.711	0.009	9	155,425	270,7
4	7 C. DAVIES	GBR	ARUBA.IT Racing - Ducati	Ducati Panigale V4 R		1'36.891	0.737	0.026	11	155,383	277,5
5	21 M. RINALDI	ITA	Team GOELEVEN	Ducati Panigale V4 R	IND	1'36.911	0.757	0.020	11	155,351	264,2
6	60 M. VAN DER MARK	NED	PATA YAMAHA WorldSBK Official Team	Yamaha YZF R1		1'36.947	0.793	0.036	10	155,293	271,3
7	22 A. LOWES	GBR	Kawasaki Racing Team WorldSBK	Kawasaki ZX-10RR		1'37.028	0.874	0.081	11	155,163	274,0
8	19 A. BAUTISTA	ESP	Team HRC	Honda CBR1000RR-R		1'37.042	0.888	0.014	11	155,141	270,7
9	12 X. FORES	ESP	Kawasaki Puccetti Racing	Kawasaki ZX-10RR	IND	1'37.129	0.975	0.087	10	155,002	267,4
10	66 T. SYKES	GBR	BMW Motorrad WorldSBK Team	BMW S1000 RR		1'37.159	1.005	0.030	10	154,954	270,7
11	94 J. FOLGER	GER	Bonovo Action by MGM Racing	Yamaha YZF R1	IND	1'37.175	1.021	0.016	11	154,929	271,3
12	76 L. BAZ	FRA	Ten Kate Racing Yamaha	Yamaha YZF R1	IND	1'37.307	1.153	0.132	10	154,719	276,1
13	64 F. CARICASULO	ITA	GRT Yamaha WorldSBK Junior Team	Yamaha YZF R1	IND	1'37.481	1.327	0.174	12	154,442	265,4
14	50 E. LAVERTY	IRL	BMW Motorrad WorldSBK Team	BMW S1000 RR		1'37.984	1.830	0.503	12	153,650	271,3
15	1 J. REA	GBR	Kawasaki Racing Team WorldSBK	Kawasaki ZX-10RR		1'38.192	2.038	0.208	1	153,324	262,9
16	36 L. MERCADO	ARG	Motocorsa Racing	Ducati Panigale V4 R	IND	1'38.367	2.213	0.175	12	153,051	270,7
17	71 M. FERRARI	ITA	Barni Racing Team	Ducati Panigale V4 R	IND	1'38.375	2.221	0.008	4	153,039	258,0
18	32 S. MORAIS	POR	ORELAC Racing VERDNATURA	Kawasaki ZX-10RR	IND	1'38.379	2.225	0.004	9	153,033	255,6
19	13 T. TAKAHASHI	JPN	MIE Racing HONDA Team	Honda CBR1000RR-R	IND	1'38.581	2.427	0.202	13	152,719	276,8
20	51 E. GRANADO	BRA	MIE Racing HONDA Team	Honda CBR1000RR-R	IND	1'39.309	3.155	0.728	13	151,600	259,2
21	20 S. BARRIER	FRA	Brixx Performance	Ducati Panigale V4 R	IND	1'39.346	3.192	0.037	1	151,543	251,5
22	84 L. CRESSON	BEL	OUTDO Kawasaki TPR	Kawasaki ZX-10RR	IND	1'40.967	4.813	1.621	12	149,110	271,3
----- Not Qualified -----											
NQ	45 S. REDDING	GBR	ARUBA.IT Racing - Ducati	Ducati Panigale V4 R					0		270,7

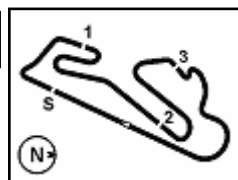
Qualifying Lap Time (107% of 1'36.154): 1'42.886

AIR	Humidity:	69%	Temp:	17°C
TRACK	Condition:	Dry	Temp:	21°C

Start	End	The results are provisional until the end of the time limit for protests and appeals and the completion of the technical checks.
17/10/2020 11:00	11:33	

These data/results cannot be reproduced, stored and/or transmitted in whole or in part by any manner of electronic, mechanical, photocopying, recording, broadcasting or otherwise now known or herein after developed without the previous express consent by the copyright owner, except for reproduction in daily press and regular printed publications on sale to the public within 60 days of the event related to those data/results and always provided that copyright symbol appears together as follows below.

© DORNA WSBK ORGANIZATION Srl 2020


Pirelli Estoril Round, 16 - 18 October 2020
Results Tissot Superpole
Session Highlights

Local Time	No. Rider	Description
11.00.00		Start
11.03.48	45 S. REDDING	Crashed - Turn 6
11.05.19	20 S. BARRIER	Crashed - Turn 13
11.05.29		RED FLAG
11.06.20	1 J. REA	Crashed - Turn 4
11.12.00		Session Restart
11.14.18	20 S. BARRIER	Medical Centre
11.17.04	76 L. BAZ	Crashed - Turn 10
11.17.34	76 L. BAZ	Re-joined
11.18.24	71 M. FERRARI	Crashed - Turn 3
11.33.49		End Of Session

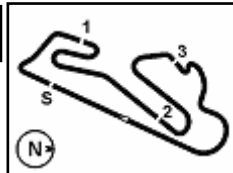
Fastest Laps Sequence

No.	Rider	Nat	Team	Bike	Local Time	Time	Gap	Avg
50	E. LAVERTY	IRL	BMW Motorrad WorldSBK Team	BMW S1000 RR	11:03'29.502	1'39.007		152,062
22	A. LOWES	GBR	Kawasaki Racing Team WorldSBK	Kawasaki ZX-10RR	11:03'46.903	1'38.544	-0.463	152,776
1	J. REA	GBR	Kawasaki Racing Team WorldSBK	Kawasaki ZX-10RR	11:04'33.591	1'38.192	-0.352	153,324
22	A. LOWES	GBR	Kawasaki Racing Team WorldSBK	Kawasaki ZX-10RR	11:05'24.320	1'37.417	-0.775	154,544
94	J. FOLGER	GER	Bonovo Action by MGM Racing	Yamaha YZF R1	11:15'33.212	1'37.175	-0.242	154,929
31	G. GERLOFF	USA	GRT Yamaha WorldSBK Junior Team	Yamaha YZF R1	11:16'28.519	1'37.065	-0.110	155,104
7	C. DAVIES	GBR	ARUBA.IT Racing - Ducati	Ducati Panigale V4 R	11:17'48.045	1'37.040	-0.025	155,144
7	C. DAVIES	GBR	ARUBA.IT Racing - Ducati	Ducati Panigale V4 R	11:28'20.280	1'36.891	-0.149	155,383
91	L. HASLAM	GBR	Team HRC	Honda CBR1000RR-R	11:28'48.041	1'36.856	-0.035	155,439
54	T. RAZGATLIOGLU	TUR	PATA YAMAHA WorldSBK Official Team	Yamaha YZF R1	11:29'28.016	1'36.154	-0.702	156,574

17/10/2020 Start End The results are provisional until the end of the time limit for protests and appeals and the completion of the technical checks.

These data/results cannot be reproduced, stored and/or transmitted in whole or in part by any manner of electronic, mechanical, photocopying, recording, broadcasting or otherwise now known or herein after developed without the previous express consent by the copyright owner, except for reproduction in daily press and regular printed publications on sale to the public within 60 days of the event related to those data/results and always provided that copyright symbol appears together as follows below.

© DORNA WSBK ORGANIZATION Srl 2020



Pirelli Estoril Round, 16 - 18 October 2020 Best Sectors & Speed Tissot Superpole

BEST LAP		
1	54 T. RAZGATLIOGLU	Yamaha YZF R1 1'36.154
2	91 L. HASLAM	Honda CBR1000RR-R 1'36.856
3	31 G. GERLOFF	Yamaha YZF R1 1'36.865
4	7 C. DAVIES	Ducati Panigale V4 R 1'36.891
5	21 M. RINALDI	Ducati Panigale V4 R 1'36.911
6	60 M. VAN DER MARK	Yamaha YZF R1 1'36.947
7	22 A. LOWES	Kawasaki ZX-10RR 1'37.028
8	19 A. BAUTISTA	Honda CBR1000RR-R 1'37.042
9	12 X. FORES	Kawasaki ZX-10RR 1'37.129
10	66 T. SYKES	BMW S1000 RR 1'37.159
11	94 J. FOLGER	Yamaha YZF R1 1'37.175
12	76 L. BAZ	Yamaha YZF R1 1'37.307
13	64 F. CARICASULO	Yamaha YZF R1 1'37.481
14	50 E. LAVERTY	BMW S1000 RR 1'37.984
15	1 J. REA	Kawasaki ZX-10RR 1'38.192
16	36 L. MERCADO	Ducati Panigale V4 R 1'38.367
17	71 M. FERRARI	Ducati Panigale V4 R 1'38.375
18	32 S. MORAIS	Kawasaki ZX-10RR 1'38.379
19	13 T. TAKAHASHI	Honda CBR1000RR-R 1'38.581
20	51 E. GRANADO	Honda CBR1000RR-R 1'39.309
21	20 S. BARRIER	Ducati Panigale V4 R 1'39.346
22	84 L. CRESSON	Kawasaki ZX-10RR 1'40.967
23	45 S. REDDING	Ducati Panigale V4 R

SPEED		
1	54 T. RAZGATLIOGLU	Yamaha YZF R1 286,1
2	7 C. DAVIES	Ducati Panigale V4 R 277,5
3	13 T. TAKAHASHI	Honda CBR1000RR-R 276,8
4	76 L. BAZ	Yamaha YZF R1 276,1
5	22 A. LOWES	Kawasaki ZX-10RR 274,0
6	50 E. LAVERTY	BMW S1000 RR 271,3
7	60 M. VAN DER MARK	Yamaha YZF R1 271,3
8	84 L. CRESSON	Kawasaki ZX-10RR 271,3
9	94 J. FOLGER	Yamaha YZF R1 271,3
10	45 S. REDDING	Ducati Panigale V4 R 270,7
11	19 A. BAUTISTA	Honda CBR1000RR-R 270,7
12	36 L. MERCADO	Ducati Panigale V4 R 270,7
13	66 T. SYKES	BMW S1000 RR 270,7
14	31 G. GERLOFF	Yamaha YZF R1 270,7
15	91 L. HASLAM	Honda CBR1000RR-R 270,0
16	12 X. FORES	Kawasaki ZX-10RR 267,4
17	64 F. CARICASULO	Yamaha YZF R1 265,4
18	21 M. RINALDI	Ducati Panigale V4 R 264,2
19	1 J. REA	Kawasaki ZX-10RR 262,9
20	51 E. GRANADO	Honda CBR1000RR-R 259,2
21	71 M. FERRARI	Ducati Panigale V4 R 258,0
22	32 S. MORAIS	Kawasaki ZX-10RR 255,6
23	20 S. BARRIER	Ducati Panigale V4 R 251,5

SEG. 1		
1	54 T. RAZGATLIOGLU	19.422
2	7 C. DAVIES	19.489
3	31 G. GERLOFF	19.562
4	94 J. FOLGER	19.600
5	91 L. HASLAM	19.601
6	60 M. VAN DER MARK	19.668
7	76 L. BAZ	19.668
8	19 A. BAUTISTA	19.695
9	12 X. FORES	19.704
10	50 E. LAVERTY	19.715
11	66 T. SYKES	19.715
12	45 S. REDDING	19.756
13	22 A. LOWES	19.763
14	21 M. RINALDI	19.778
15	36 L. MERCADO	19.796
16	64 F. CARICASULO	19.846
17	1 J. REA	19.867
18	13 T. TAKAHASHI	19.882
19	51 E. GRANADO	20.019
20	71 M. FERRARI	20.107
21	32 S. MORAIS	20.133
22	20 S. BARRIER	20.159
23	84 L. CRESSON	20.394

SEG. 2		
1	54 T. RAZGATLIOGLU	23.294
2	91 L. HASLAM	23.336
3	31 G. GERLOFF	23.347
4	45 S. REDDING	23.347
5	21 M. RINALDI	23.376
6	1 J. REA	23.389
7	64 F. CARICASULO	23.395
8	94 J. FOLGER	23.427
9	19 A. BAUTISTA	23.435
10	7 C. DAVIES	23.448
11	12 X. FORES	23.505
12	22 A. LOWES	23.519
13	60 M. VAN DER MARK	23.523
14	66 T. SYKES	23.541
15	76 L. BAZ	23.558
16	50 E. LAVERTY	23.721
17	71 M. FERRARI	23.776
18	36 L. MERCADO	23.811
19	32 S. MORAIS	23.863
20	20 S. BARRIER	23.909
21	13 T. TAKAHASHI	23.911
22	51 E. GRANADO	23.958
23	84 L. CRESSON	24.442

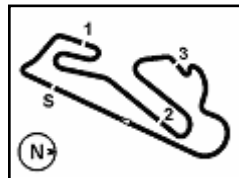
SEG. 3		
1	54 T. RAZGATLIOGLU	22.679
2	7 C. DAVIES	22.727
3	22 A. LOWES	22.727
4	60 M. VAN DER MARK	22.744
5	31 G. GERLOFF	22.823
6	94 J. FOLGER	22.849
7	66 T. SYKES	22.874
8	91 L. HASLAM	22.899
9	76 L. BAZ	22.912
10	12 X. FORES	22.980
11	19 A. BAUTISTA	23.013
12	64 F. CARICASULO	23.025
13	21 M. RINALDI	23.068
14	1 J. REA	23.164
15	50 E. LAVERTY	23.176
16	32 S. MORAIS	23.220
17	36 L. MERCADO	23.245
18	13 T. TAKAHASHI	23.311
19	20 S. BARRIER	23.356
20	51 E. GRANADO	23.409
21	71 M. FERRARI	23.451
22	45 S. REDDING	23.460
23	84 L. CRESSON	24.020

SEG. 4		
1	54 T. RAZGATLIOGLU	30.657
2	21 M. RINALDI	30.689
3	12 X. FORES	30.724
4	31 G. GERLOFF	30.876
5	91 L. HASLAM	30.879
6	19 A. BAUTISTA	30.899
7	60 M. VAN DER MARK	30.903
8	64 F. CARICASULO	30.937
9	22 A. LOWES	30.957
10	7 C. DAVIES	30.958
11	94 J. FOLGER	30.987
12	66 T. SYKES	31.002
13	76 L. BAZ	31.003
14	71 M. FERRARI	31.041
15	32 S. MORAIS	31.163
16	45 S. REDDING	31.204
17	13 T. TAKAHASHI	31.254
18	36 L. MERCADO	31.331
19	50 E. LAVERTY	31.372
20	1 J. REA	31.492
21	51 E. GRANADO	31.596
22	20 S. BARRIER	31.655
23	84 L. CRESSON	32.111

17/10/2020

These data/results cannot be reproduced, stored and/or transmitted in whole or in part by any manner of electronic, mechanical, photocopying, recording, broadcasting or otherwise now known or herein after developed without the previous express consent by the copyright owner, except for reproduction in daily press and regular printed publications on sale to the public within 60 days of the event related to those data/results and always provided that copyright symbol appears together as follows below.

© DORNA WSBK ORGANIZATION Srl 2020



Circuito Estoril 4.182 m

Pirelli Estoril Round, 16 - 18 October 2020

Ideal Times Tissot Superpole

No.	Rider	Nat	Bike	Seg. 1	Seg. 2	Seg. 3	Seg. 4	Ideal Time		
				Diff. 1	Diff. 2	Diff. 3	Diff. 4	Best Lap	Pos.	Diff.
1	54 T. RAZGATLIOGLU	TUR	Yamaha YZF R1	19.422 +0.102	23.294	22.679	30.657	1'36.052 1'36.154	1	0.102
2	31 G. GERLOFF	USA	Yamaha YZF R1	19.562 +0.005	23.347	22.823 +0.191	30.876 +0.061	1'36.608 1'36.865	3	0.257
3	7 C. DAVIES	GBR	Ducati Panigale V4 R	19.489 +0.112	23.448 +0.157	22.727	30.958	1'36.622 1'36.891	4	0.269
4	91 L. HASLAM	GBR	Honda CBR1000RR-R	19.601 +0.141	23.336	22.899	30.879	1'36.715 1'36.856	2	0.141
5	60 M. VAN DER MARK	NED	Yamaha YZF R1	19.668 +0.109	23.523	22.744	30.903	1'36.838 1'36.947	6	0.109
6	94 J. FOLGER	GER	Yamaha YZF R1	19.600 +0.218	23.427 +0.094	22.849	30.987	1'36.863 1'37.175	11	0.312
7	21 M. RINALDI	ITA	Ducati Panigale V4 R	19.778	23.376	23.068	30.689	1'36.911 1'36.911	5	
8	12 X. FORES	ESP	Kawasaki ZX-10RR	19.704	23.505 +0.087	22.980 +0.129	30.724	1'36.913 1'37.129	9	0.216
9	22 A. LOWES	GBR	Kawasaki ZX-10RR	19.763 +0.062	23.519	22.727	30.957	1'36.966 1'37.028	7	0.062
10	19 A. BAUTISTA	ESP	Honda CBR1000RR-R	19.695	23.435	23.013	30.899	1'37.042 1'37.042	8	
11	66 T. SYKES	GBR	BMW S1000 RR	19.715 +0.027	23.541	22.874	31.002	1'37.132 1'37.159	10	0.027
12	76 L. BAZ	FRA	Yamaha YZF R1	19.668 +0.146	23.558 +0.020	22.912	31.003	1'37.141 1'37.307	12	0.166
13	64 F. CARICASULO	ITA	Yamaha YZF R1	19.846 +0.168	23.395 +0.110	23.025	30.937	1'37.203 1'37.481	13	0.278
14	1 J. REA	GBR	Kawasaki ZX-10RR	19.867	23.389	23.164	31.492 +0.280	1'37.912 1'38.192	15	0.280
15	50 E. LAVERTY	IRL	BMW S1000 RR	19.715	23.721	23.176	31.372	1'37.984 1'37.984	14	
16	36 L. MERCADO	ARG	Ducati Panigale V4 R	19.796 +0.085	23.811 +0.045	23.245	31.331 +0.054	1'38.183 1'38.367	16	0.184
17	13 T. TAKAHASHI	JPN	Honda CBR1000RR-R	19.882 +0.222	23.911	23.311	31.254 +0.001	1'38.358 1'38.581	19	0.223
18	71 M. FERRARI	ITA	Ducati Panigale V4 R	20.107	23.776	23.451	31.041	1'38.375 1'38.375	17	
19	32 S. MORAIS	POR	Kawasaki ZX-10RR	20.133	23.863	23.220	31.163	1'38.379 1'38.379	18	
20	51 E. GRANADO	BRA	Honda CBR1000RR-R	20.019	23.958	23.409 +0.223	31.596 +0.104	1'38.982 1'39.309	20	0.327
21	20 S. BARRIER	FRA	Ducati Panigale V4 R	20.159 +0.267	23.909	23.356	31.655	1'39.079 1'39.346	21	0.267
22	84 L. CRESSON	BEL	Kawasaki ZX-10RR	20.394	24.442	24.020	32.111	1'40.967 1'40.967	22	
	45 S. REDDING	GBR	Ducati Panigale V4 R	One or more sectors missing						
Overall Ideal Time				19.422	23.294	22.679	30.657	1'36.052		

17/10/2020

These data/results cannot be reproduced, stored and/or transmitted in whole or in part by any manner of electronic, mechanical, photocopying, recording, broadcasting or otherwise now known or herein after developed without the previous express consent by the copyright owner, except for reproduction in daily press and regular printed publications on sale to the public within 60 days of the event related to those data/results and always provided that copyright symbol appears together as follows below.

© DORNA WSBK ORGANIZATION Srl 2020

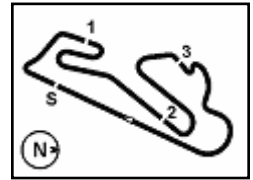
FICR PERUGIA TIMING



Official Tyre Supplier



Official Timekeeper



Pirelli Estoril Round, 16 - 18 October 2020 Chronological Analysis Tissot Superpole

Circuito Estoril 4.182 m

1 / 3

1° 54 T. RAZGATLIOGLU (1'36.154)							
Lap	Seg.1	Seg.2	Seg.3	Seg.4	Lap Time	km/h	Local Time
1		25.089	24.245	31.668			11:02'54.937
2	20.573	24.359	24.398	31.300	1'40.630	264,8	11:04'35.567
3	19.735	23.341	22.897	47.895	1'53.868CP	265,4	11:06'29.435
4	6'36.477	24.857	24.041	31.623	7'56.998P		11:14'26.433
5	19.629	23.765	22.949	31.107	1'37.450	272,7	11:16'03.883
6	19.750	23.543	22.918	31.259	1'37.470	273,4	11:17'41.353
7	20.659	24.496	24.795	42.218	1'52.168P	280,3	11:19'33.521
8	6'57.277	25.169	23.903	31.992	8'18.341P		11:27'51.862
9	19.524	23.294	22.679	30.657	1'36.154		11:29'28.016
10	19.422	23.367	22.953	31.352	1'37.094	286,1	11:31'05.110
11	23.439	28.744	31.496	33.435	1'57.114	276,8	11:33'02.224

2° 91 L. HASLAM (1'36.856)							
Lap	Seg.1	Seg.2	Seg.3	Seg.4	Lap Time	km/h	Local Time
1		28.019	27.058	34.873			11:02'04.366
2	19.868	36.228	24.695	32.984	1'53.775	261,0	11:03'58.141
3	19.601	23.721	23.104	31.226	1'37.652C	265,4	11:05'35.793
4	22.889	30.315	29.273	48.320	2'10.797CP	269,3	11:07'46.590
5	5'14.243	25.204	24.222	36.570	6'40.239P		11:14'26.829
6	19.689	23.741	23.967	34.833	1'42.230	259,8	11:16'09.059
7	19.711	23.771	23.174	31.444	1'38.100	264,8	11:17'47.159
8	19.716	23.806	23.160	31.432	1'38.114	270,0	11:19'25.273
9	20.318	26.034	25.910	44.502	1'56.764P	254,4	11:21'22.037
10	4'23.251	28.880	24.290	32.727	5'49.148P		11:27'11.185
11	19.742	23.336	22.899	30.879	1'36.856	261,0	11:28'48.041
12	19.650	23.508	23.077	31.691	1'37.926	262,9	11:30'25.967
13	26.373	30.750	27.517	1'35.560	3'00.200P	241,1	11:33'26.167

3° 31 G. GERLOFF (1'36.865)							
Lap	Seg.1	Seg.2	Seg.3	Seg.4	Lap Time	km/h	Local Time
1		24.977	25.016	32.059			11:02'06.611
2	19.822	23.460	23.154	45.973	1'52.409	261,0	11:03'59.020
3	19.562	23.441	22.823	31.006	1'36.832C	265,4	11:05'35.852
4	23.070	27.356	26.157	42.147	1'58.730CP	256,2	11:07'34.582
5	5'57.813	24.265	23.599	31.195	7'16.872P		11:14'51.454
6	19.700	23.500	22.989	30.876	1'37.065	265,4	11:16'28.519
7	19.694	23.499	23.106	31.081	1'37.380	268,7	11:18'05.899
8	23.460	24.410	23.528	40.877	1'52.275P	259,8	11:19'58.174
9	9'43.718	24.520	29.579	31.166	11'08.983P		11:31'07.157
10	19.567	23.347	23.014	30.937	1'36.865	270,7	11:32'44.022

4° 7 C. DAVIES (1'36.891)							
Lap	Seg.1	Seg.2	Seg.3	Seg.4	Lap Time	km/h	Local Time
1		24.933	23.949	31.341			11:02'31.982
2	19.782	23.754	25.666	46.256	1'55.458	264,8	11:04'27.440
3	19.691	24.454	23.247	47.504	1'54.896CP	270,0	11:06'22.336
4	6'50.096	24.768	23.822	31.744	8'10.430P		11:14'32.766
5	19.686	23.701	23.686	31.166	1'38.239	268,0	11:16'11.005
6	19.585	23.448	22.937	31.070	1'37.040	277,5	11:17'48.045
7	19.526	23.683	22.966	31.079	1'37.254	272,7	11:19'25.299
8	21.721	27.013	23.925	41.894	1'54.553P	266,7	11:21'19.852
9	4'02.031	25.160	24.525	31.821	5'23.537P		11:26'43.389
10	19.601	23.605	22.727	30.958	1'36.891	271,3	11:28'20.280
11	19.489	23.522	23.023	32.183	1'38.217	277,5	11:29'58.497
12	29.025	29.585	29.978	34.171	2'02.759	243,2	11:32'01.256

5° 21 M. RINALDI (1'36.911)							
Lap	Seg.1	Seg.2	Seg.3	Seg.4	Lap Time	km/h	Local Time
1		24.478	23.589	31.476			11:02'34.320
2	19.953	23.685	30.839	37.172	1'51.649	260,4	11:04'25.969

3	20.057	23.830	23.322	45.958	1'53.167CP	253,2	11:06'19.136
4	6'37.550	24.791	25.607	41.792	8'09.740P		11:14'28.876
5	19.994	24.020	23.509	31.396	1'38.919	258,0	11:16'07.795
6	19.873	23.882	23.088	30.969	1'37.812	261,7	11:17'45.607
7	19.843	23.692	23.119	31.068	1'37.722	260,4	11:19'23.329
8	19.791	23.693	23.305	31.162	1'37.951	264,2	11:21'01.280
9	23.245	27.279	27.816	42.543	2'00.883P	242,1	11:23'02.163
10	4'23.056	26.194	28.291	38.547	5'56.088P		11:28'58.251
11	19.778	23.376	23.068	30.689	1'36.911	257,4	11:30'35.162
12	19.818	29.412	24.937	43.593	1'57.760P	261,7	11:32'32.922

6° 60 M. VAN DER MARK (1'36.947)							
Lap	Seg.1	Seg.2	Seg.3	Seg.4	Lap Time	km/h	Local Time
1		24.404	23.369	30.926			11:02'37.975
2	19.668	23.684	24.176	42.342	1'49.870	267,4	11:04'27.845
3	19.778	23.530	23.068	43.032	1'49.408CP	263,5	11:06'17.253
4	7'12.609	24.654	23.231	34.341	8'34.835P		11:14'52.088
5	19.852	23.523	22.996	31.083	1'37.454	259,2	11:16'29.542
6	19.858	23.630	23.035	31.497	1'38.020	262,9	11:18'07.562
7	20.564	24.973	23.642	42.383	1'51.562P	270,0	11:19'59.124
8	6'39.939	25.099	23.909	31.092	8'00.039P		11:27'59.163
9	19.777	23.523	22.744	30.903	1'36.947	261,7	11:29'36.110
10	19.676	23.533	23.066	32.044	1'38.319	271,3	11:31'14.429
11	22.247	25.500	25.142	44.371	1'57.260P	249,2	11:33'11.689

7° 22 A. LOWES (1'37.028)							
Lap	Seg.1	Seg.2	Seg.3	Seg.4	Lap Time	km/h	Local Time
1		25.210	29.215	31.952			11:02'08.359
2	19.847	24.131	23.161	31.405	1'38.544	255,0	11:03'46.903
3	19.763	23.591	23.000	31.063	1'37.417	270,7	11:05'24.320
4	20.022	30.245	26.540	45.368	2'02.175CP	264,8	11:07'26.495
5	6'09.066	24.733	23.521	31.358	7'28.678P		11:14'55.173
6	19.935	23.684	23.001	31.312	1'37.932	260,4	11:16'33.105
7	19.773	23.793	23.050	31.386	1'38.002	274,0	11:18'11.107
8	20.020	23.799	23.092	31.507	1'38.418	268,0	11:19'49.525
9	23.438	24.714	24.477	42.892	1'55.521P	253,2	11:21'45.046
10	5'50.981	25.186	24.509	31.573	7'12.249P		11:28'57.295
11	19.825	23.519	22.727	30.957	1'37.028	261,0	11:30'34.323
12	22.946	25.061	25.737	43.898	1'57.642P	252,7	11:32'31.965

8° 19 A. BAUTISTA (1'37.042)							
Lap	Seg.1	Seg.2	Seg.3	Seg.4	Lap Time	km/h	Local Time
1		25.634	23.675	31.262			11:02'39.948
2	21.573	23.746	25.604	34.120	1'45.043	266,7	11:04'24.991
3	24.606	24.086	23.319	46.060	1'58.071CP	241,1	11:06'23.062
4	6'18.479	24.214	23.494	31.177	7'37.364P		11:14'00.426
5	19.726	23.754	23.186	31.188	1'37.854	260,4	11:15'38.280
6	19.733	23.820	23.453	40.739	1'47.745P	262,9	11:17'26.025
7	4'03.447	24.403	23.528	31.267	5'22.645P		11:22'48.670
8	19.772	23.742	23.171	31.265	1'37.950	268,7	11:24'26.620
9	19.790	23.696	23.243	31.190	1'37.919	264,2	11:26'04.539
10	19.837	23.892	24.197	40.557	1'48.483P	270,7	11:27'53.022
11	1'32.743	24.908	23.854	31.598	2'53.103P		11:30'46.125
12	19.695	23.435	23.013	30.899	1'37.042	269,3	11:32'23.167

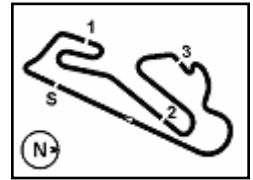
9° 12 X. FORES (1'37.129)							
Lap	Seg.1	Seg.2	Seg.3	Seg.4	Lap Time	km/h	Local Time
1		24.899	24.051	31.262			11:02'32.123
2	19.910	23.799	25.736	46.835	1'56.280	248,7	11:04'28.403
3	19.985	23.641	23.049	46.916	1'53.591CP	259,2	11:06'21.994
4	6'45.681	23.953	23.755	31.398	8'04.787P		11:14'26.781
5	20.021	23.800	23.713	31.222	1'38.756	244,3	11:16'05.537

17/10/2020

P = Pits In/Out - C = Lap Time Cancelled

These data/results cannot be reproduced, stored and/or transmitted in whole or in part by any manner of electronic, mechanical, photocopying, recording, broadcasting or otherwise now known or herein after developed without the previous express consent by the copyright owner, except for reproduction in daily press and regular printed publications on sale to the public within 60 days of the event related to those data/results and always provided that copyright symbol appears together as follows below.

© DORNA WSBK ORGANIZATION Srl 2020



Pirelli Estoril Round, 16 - 18 October 2020 Chronological Analysis Tissot Superpole

Circuito Estoril 4.182 m

2 / 3

6	19.746	23.941	23.028	31.114	1'37.829		11:17'43.366	12	19.846	23.395	23.149	31.424	1'37.814	264,2	11:30'56.023
7	20.629	27.510	24.139	39.629	1'51.907P	262,3	11:19'35.273	13	25.687	26.671	41.336	39.241	2'12.935	231,4	11:33'08.958
8	6'19.263	30.193	39.809	38.501	8'07.766P		11:27'43.039								
9	19.704	23.592	23.109	30.724	1'37.129	262,3	11:29'20.168								
10	19.740	23.505	22.980	31.106	1'37.331	267,4	11:30'57.499								
11	24.502	26.530	25.572	32.458	1'49.062	260,4	11:32'46.561								

10° 66 T. SYKES (1'37.159)							
Lap	Seg.1	Seg.2	Seg.3	Seg.4	Lap Time	km/h	Local Time
1		25.782	24.315	31.842			11:02'51.427
2	19.885	23.790	24.997	33.768	1'42.440	265,4	11:04'33.867
3	20.090	23.581	23.006	49.014	1'55.691CP	247,6	11:06'29.558
4	6'51.323	26.163	23.908	31.672	8'13.066P		11:14'42.624
5	19.876	23.554	22.983	31.242	1'37.655	259,8	11:16'20.279
6	19.873	23.631	22.974	31.197	1'37.675	262,3	11:17'57.954
7	21.324	24.321	23.991	40.940	1'50.576P	259,2	11:19'48.530
8	4'17.785	24.886	23.910	31.832	5'38.413P		11:25'26.943
9	19.742	23.541	22.874	31.002	1'37.159	266,1	11:27'04.102
10	19.715	23.693	23.193	31.852	1'38.453	270,7	11:28'42.555
11	28.852	25.597	24.538	49.023	2'08.010P	264,2	11:30'50.565

11° 94 J. FOLGER (1'37.175)							
Lap	Seg.1	Seg.2	Seg.3	Seg.4	Lap Time	km/h	Local Time
1		26.288	25.287	40.829			11:02'09.236
2	20.571	25.490	23.588	37.485	1'47.134	246,4	11:03'56.370
3	19.811	23.427	23.113	31.299	1'37.650C	254,4	11:05'34.020
4	22.884	28.440	26.825	45.148	2'03.297CP	265,4	11:07'37.317
5	4'52.879	25.811	24.717	35.313	6'18.720P		11:13'56.037
6	19.818	23.521	22.849	30.987	1'37.175	255,6	11:15'33.212
7	19.679	23.559	23.026	31.095	1'37.359	271,3	11:17'10.571
8	22.620	24.328	23.755	41.306	1'52.009P	259,2	11:19'02.580
9	7'07.829	26.673	26.527	38.818	8'39.847P		11:27'42.427
10	19.688	27.464	24.625	31.408	1'43.185	258,0	11:29'25.612
11	19.600	23.527	23.195	31.084	1'37.406	269,3	11:31'03.018
12	19.919	28.416	24.373	32.577	1'45.285	265,4	11:32'48.303

12° 76 L. BAZ (1'37.307)							
Lap	Seg.1	Seg.2	Seg.3	Seg.4	Lap Time	km/h	Local Time
1		25.053	24.158	31.737			11:02'13.702
2	20.045	23.735	24.839	31.601	1'40.220	259,8	11:03'53.922
3	19.874	23.739	22.953	31.144	1'37.710C	272,0	11:05'31.632
4	22.985	28.554	27.149	45.890	2'04.578CP	235,9	11:07'36.210
5	4'57.210	25.037	25.663	34.187	6'22.097P		11:13'58.307
6	19.810	23.686	23.024	31.274	1'37.794	268,0	11:15'36.101
7	19.668	23.558	22.920	1'28.837	2'34.983P	276,1	11:18'11.084
8	7'36.653	26.166	24.091	32.255	8'59.165P		11:27'10.249
9	19.814	23.578	22.912	31.003	1'37.307	267,4	11:28'47.556
10	19.720	23.682	23.058	31.556	1'38.016	274,7	11:30'25.572
11	23.615	25.376	24.685	44.533	1'58.209P	267,4	11:32'23.781

13° 64 F. CARICASULO (1'37.481)							
Lap	Seg.1	Seg.2	Seg.3	Seg.4	Lap Time	km/h	Local Time
1		26.336	25.388	39.615			11:02'08.538
2	20.282	27.655	24.031	35.269	1'47.237	242,1	11:03'55.775
3	19.905	23.759	23.073	31.452	1'38.189C	252,1	11:05'33.964
4	23.796	28.729	28.209	44.300	2'05.034CP	258,6	11:07'38.998
5	5'25.789	25.937	24.641	31.976	6'48.343P		11:14'27.341
6	20.028	23.511	23.668	31.926	1'39.133	244,8	11:16'06.474
7	19.930	23.687	23.041	31.030	1'37.688	258,0	11:17'44.162
8	19.931	23.529	23.034	31.443	1'37.937	254,4	11:19'22.099
9	20.100	23.799	23.164	42.282	1'49.345P	265,4	11:21'11.444
10	4'56.763	27.044	27.589	37.888	6'29.284P		11:27'40.728
11	20.014	23.505	23.025	1'37.481		249,2	11:29'18.209

14° 50 E. LAVERTY (1'37.984)							
Lap	Seg.1	Seg.2	Seg.3	Seg.4	Lap Time	km/h	Local Time
1		24.860	23.749	31.741			11:01'50.495
2	20.337	23.945	23.243	31.482	1'39.007	255,0	11:03'29.502
3	19.824	23.824	23.409	31.442	1'38.499	267,4	11:05'08.001
4	22.191	26.886	25.820	43.710	1'58.607CP	256,8	11:07'06.608
5	6'09.101	25.831	23.838	32.492	7'31.262P		11:14'37.870
6	19.855	23.927	23.343	31.390	1'38.515	266,7	11:16'16.385
7	19.762	24.197	23.335	31.520	1'38.814	271,3	11:17'55.199
8	19.991	23.950	23.347	31.417	1'38.705	258,6	11:19'33.904
9	22.116	24.654	23.595	42.937	1'53.302P	253,2	11:21'27.206
10	4'50.339	25.237	24.186	32.098	6'11.860P		11:27'39.066
11	19.715	23.721	23.176	31.372	1'37.984	271,3	11:29'17.050
12	19.747	23.748	23.237	31.572	1'38.304	262,3	11:30'55.354
13	23.022	25.052	25.940	32.972	1'46.986	265,4	11:32'42.340

15° 1 J. REA (1'38.192)							
Lap	Seg.1	Seg.2	Seg.3	Seg.4	Lap Time	km/h	Local Time
1		24.821	24.292	31.492			11:02'55.399
2	19.867	23.389	23.164	31.772	1'38.192	262,9	11:04'33.591

16° 36 L. MERCADO (1'38.367)							
Lap	Seg.1	Seg.2	Seg.3	Seg.4	Lap Time	km/h	Local Time
1		27.035	26.194	38.621			11:02'07.470
2	20.030	24.080	23.760	32.913	1'40.783	259,2	11:03'48.253
3	20.031	23.849	23.532	31.454	1'38.866	259,8	11:05'27.119
4	21.481	28.204	27.641	46.212	2'03.538CP	257,4	11:07'30.657
5	5'46.907	24.952	23.981	32.368	7'08.208P		11:14'38.865
6	19.997	23.813	23.510	31.331	1'38.651	259,2	11:16'17.516
7	19.968	23.849	23.478	31.540	1'38.835	270,0	11:17'56.351
8	20.099	23.955	23.602	31.817	1'39.473	270,7	11:19'35.824
9	22.921	25.027	23.994	42.378	1'54.320P	252,1	11:21'30.144
10	3'46.743	28.640	26.367	31.876	5'13.626P		11:26'43.770
11	19.881	23.856	23.245	31.385	1'38.367	265,4	11:28'22.137
12	19.796	23.811	23.327	31.751	1'38.685	266,7	11:30'00.822
13	25.928	29.432	32.122	34.977	2'02.459	224,8	11:32'03.281

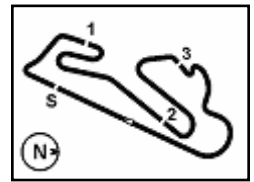
17° 71 M. FERRARI (1'38.375)							
Lap	Seg.1	Seg.2	Seg.3	Seg.4	Lap Time	km/h	Local Time
1		25.762	26.584	33.681			11:02'07.819
2	20.237	23.892	23.477	31.515	1'39.121	242,6	11:03'46.940
3	20.107	23.776	23.451	31.041	1'38.375	243,7	11:05'25.315
4	21.167	28.205	26.950	46.423	2'02.745CP	251,5	11:07'28.060
5	9'04.634	25.110	23.562	31.389	10'24.695P		11:17'52.755

18° 32 S. MORAIS (1'38.379)							
Lap	Seg.1	Seg.2	Seg.3	Seg.4	Lap Time	km/h	Local Time
1		25.641	25.524	33.532			11:02'04.878
2	20.275	24.122	23.655	31.518	1'39.570	252,1	11:03'44.448
3	20.208	29.158	23.677	31.571	1'44.614C	247,0	11:05'29.062
4	20.995	28.797	26.932	47.236	2'03.960CP	255,6	11:07'33.022
5	5'53.739	24.773	23.944	33.289	7'15.745P		11:14'48.767
6	20.268	24.032	23.534	31.519	1'39.353	246,4	11:16'28.120
7	23.019	26.441	23.670	43.196	1'56.326P	249,2	11:18'24.446
8	7'31.932	26.961	27.213	31.939	8'58.045P		11:27'22.491
9	20.133	23.863	23.220	31.163	1'38.379	253,8	11:29'00.870
10	25.383	25.596	24.567	46.303	2'01.849P	252,7	11:31'02.719

17/10/2020 P = Pits In/Out - C = Lap Time Cancelled

These data/results cannot be reproduced, stored and/or transmitted in whole or in part by any manner of electronic, mechanical, photocopying, recording, broadcasting or otherwise now known or herein after developed without the previous express consent by the copyright owner, except for reproduction in daily press and regular printed publications on sale to the public within 60 days of the event related to those data/results and always provided that copyright symbol appears together as follows below.

© DORNA WSBK ORGANIZATION Srl 2020



Pirelli Estoril Round, 16 - 18 October 2020 Chronological Analysis Tissot Superpole

19° 13 T. TAKAHASHI (1'38.581)							
Lap	Seg.1	Seg.2	Seg.3	Seg.4	Lap Time	km/h	Local Time
1		28.063	26.134	32.450			11:02'02.939
2	20.243	27.563	24.019	33.820	1'45.645	262,9	11:03'48.584
3	20.098	24.067	23.504	31.341	1'39.010	258,0	11:05'27.594
4	21.509	28.627	27.386	47.096	2'04.618CP	258,6	11:07'32.212
5	5'17.975	25.491	23.927	31.610	6'39.003P		11:14'11.215
6	20.130	24.024	23.566	31.254	1'38.974	262,9	11:15'50.189
7	19.882	24.086	23.431	31.644	1'39.043	274,0	11:17'29.232
8	20.418	26.762	25.498	31.641	1'44.319	276,8	11:19'13.551
9	20.330	24.524	24.312	42.913	1'52.079P	275,4	11:21'05.630
10	2'42.495	25.993	24.633	31.623	4'04.744P		11:25'10.374
11	20.104	23.911	23.311	31.255	1'38.581	269,3	11:26'48.955
12	20.806	25.119	23.853	42.199	1'51.977P	276,8	11:28'40.932
13	1'31.525	24.872	23.929	31.751	2'52.077P		11:31'33.009
14	20.163	24.103	23.786	31.514	1'39.566	272,7	11:33'12.575

20° 51 E. GRANADO (1'39.309)							
Lap	Seg.1	Seg.2	Seg.3	Seg.4	Lap Time	km/h	Local Time
1		26.243	24.788	34.178			11:01'58.103
2	20.854	24.264	23.861	31.705	1'40.684	238,4	11:03'38.787
3	20.393	24.090	23.641	31.596	1'39.720	248,7	11:05'18.507
4	20.389	28.425	27.988	47.364	2'04.166CP	248,1	11:07'22.673
5	5'19.572	24.834	23.738	31.714	6'39.858P		11:14'02.531
6	20.277	24.005	23.541	31.653	1'39.476	253,8	11:15'42.007
7	20.155	24.061	23.409	31.714	1'39.339	254,4	11:17'21.346
8	28.692	27.000	31.496	39.539	2'06.727	243,2	11:19'28.073
9	20.343	24.175	23.811	31.881	1'40.210	258,6	11:21'08.283
10	20.343	24.078	23.600	32.078	1'40.099	249,2	11:22'48.382
11	20.674	24.110	24.242	46.979	1'56.005P	247,6	11:24'44.387
12	2'19.448	31.752	27.741	33.392	3'52.333P		11:28'36.720
13	20.333	24.117	23.537	31.896	1'39.883	248,1	11:30'16.603
14	20.019	23.958	23.632	31.700	1'39.309	259,2	11:31'55.912

21° 20 S. BARRIER (1'39.346)							
Lap	Seg.1	Seg.2	Seg.3	Seg.4	Lap Time	km/h	Local Time
1		24.936	23.740	31.662			11:01'50.651
2	20.426	23.909	23.356	31.655	1'39.346	239,0	11:03'29.997

22° 84 L. CRESSON (1'40.967)							
Lap	Seg.1	Seg.2	Seg.3	Seg.4	Lap Time	km/h	Local Time
1		25.738	24.736	33.082			11:01'56.192
2	21.108	26.181	24.801	32.547	1'44.637	249,8	11:03'40.829
3	20.587	24.766	24.875	32.460	1'42.688	271,3	11:05'23.517
4	20.839	29.096	26.638	45.972	2'02.545CP	258,0	11:07'26.062
5	5'33.855	26.948	25.135	32.715	6'58.653P		11:14'24.715
6	20.486	24.693	24.207	32.497	1'41.883	269,3	11:16'06.598
7	20.762	24.880	24.595	32.394	1'42.631	250,4	11:17'49.229
8	20.477	24.794	24.505	32.758	1'42.534	269,3	11:19'31.763
9	20.737	24.942	24.614	45.890	1'56.183P	266,7	11:21'27.946
10	4'28.927	26.912	27.284	32.443	5'55.566P		11:27'23.512
11	20.394	24.442	24.020	32.111	1'40.967	267,4	11:29'04.479
12	20.580	24.635	24.269	32.293	1'41.777	267,4	11:30'46.256
13	23.453	26.718	26.689	34.893	1'51.753	254,4	11:32'38.009

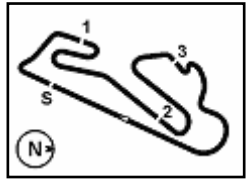
23° 45 S. REDDING							
Lap	Seg.1	Seg.2	Seg.3	Seg.4	Lap Time	km/h	Local Time
1		24.440	23.460	31.204			11:02'30.483

17/10/2020 P = Pits In/Out - C = Lap Time Cancelled

These data/results cannot be reproduced, stored and/or transmitted in whole or in part by any manner of electronic, mechanical, photocopying, recording, broadcasting or otherwise now known or herein after developed without the previous express consent by the copyright owner, except for reproduction in daily press and regular printed publications on sale to the public within 60 days of the event related to those data/results and always provided that copyright symbol appears together as follows below.

© DORNA WSBK ORGANIZATION Srl 2020





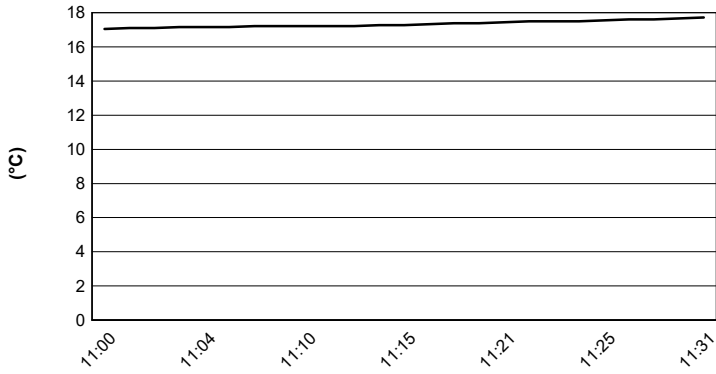
Circuito Estoril 4.182 m

Pirelli Estoril Round, 16 - 18 October 2020

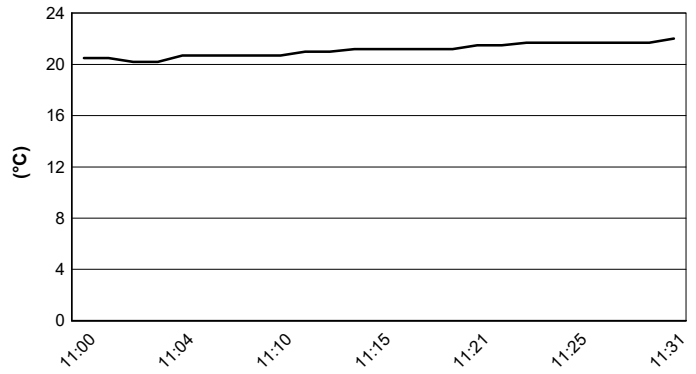
Weather Report Tissot Superpole

Session started 11:00 - Session ended 11:33


Air Temperature



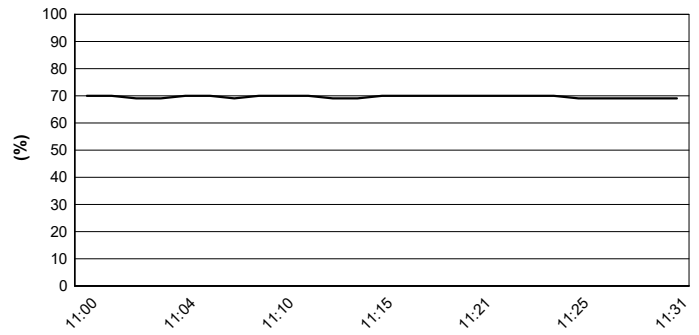
Track Temperature



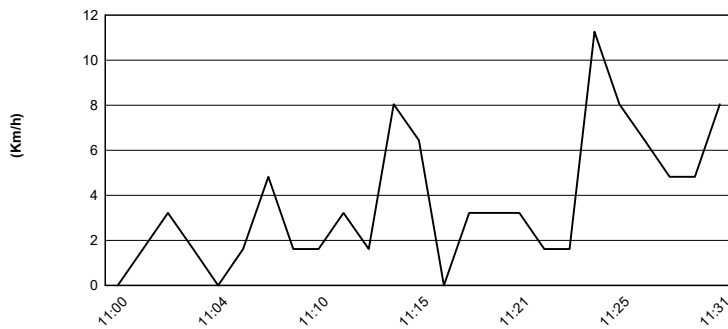
Air Pressure



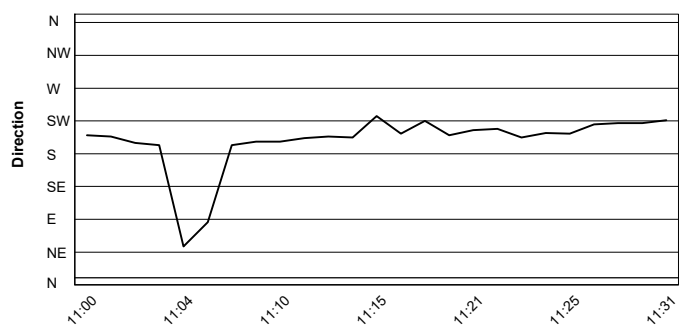
Humidity



Wind Speed



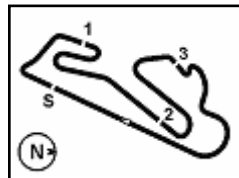
Wind Direction



17/10/2020

These data/results cannot be reproduced, stored and/or transmitted in whole or in part by any manner of electronic, mechanical, photocopying, recording, broadcasting or otherwise now known or herein after developed without the previous express consent by the copyright owner, except for reproduction in daily press and regular printed publications on sale to the public within 60 days of the event related to those data/results and always provided that copyright symbol appears together as follows below.

© DORNA WSBK ORGANIZATION Srl 2020



Circuito Estoril 4.182 m

Pirelli Estoril Round, 16 - 18 October 2020

Tissot Superpole Ranking

	2017	2018	2019	2020
01 Phillip Island	Rea (Gbr) Kaw 1'29.573 (178,6 Km/h)	Sykes (Gbr) Kaw 1'30.099 (177,6 Km/h)	Rea (Gbr) Kaw 1'29.413 (179,0 Km/h)	Sykes (Gbr) Bmw 1'29.230 (179,3 Km/h)
02 Jerez	Melandri (Ita) Duc 1'38.960 (160,9 Km/h)		Rea (Gbr) Kaw 1'38.247 (162,1 Km/h)	Redding (Gbr) Duc 1'38.736 (161,3 Km/h)
03 Portimão	Rea (Gbr) Kaw 1'41.430 (163,0 Km/h)	Lavery (Irl) Apr 1'40.705 (164,2 Km/h)	Rea (Gbr) Kaw 1'40.372 (164,7 Km/h)	Rea (Gbr) Kaw 1'40.676 (164,2 Km/h)
04 Aragón 1	Davies (Gbr) Duc 1'49.319 (167,2 Km/h)	Melandri (Ita) Duc 1'49.543 (166,8 Km/h)	Bautista (Esp) Duc 1'49.049 (167,6 Km/h)	Rea (Gbr) Kaw 1'48.860 (167,9 Km/h)
05 Aragón 2				Rea (Gbr) Kaw 1'48.767 (168,0 Km/h)
06 Barcelona				Rea (Gbr) Kaw 1'41.619 (163,9 Km/h)
07 Magny-Cours	Rea (Gbr) Kaw 1'56.555 (130,5 Km/h)	Sykes (Gbr) Kaw 1'35.696 (158,9 Km/h)	Rea (Gbr) Kaw 1'53.955 (133,5 Km/h)	Lavery (Irl) Bmw 1'48.644 (140,0 Km/h)
08 Estoril				Razgatlioglu (Tur) Yam 1'36.154 (156,6 Km/h)

2020

- 4 J. Rea
- 1 **T. Razgatlioglu**
- 1 S. Redding
- 1 E. Laverty
- 1 T. Sykes

ALL TIMES

- | | | | |
|----------------|----------------|------------------|--------------------------|
| 50 T. Sykes | 6 J. Kocinski | 2 A. Gobert | 1 T. Kipp |
| 43 T. Corser | 5 M. Biaggi | 2 M. Lucchinelli | 1 L. Lanzi |
| 27 J. Rea | 5 D. Giugliano | 2 B. Monti | 1 A. Lowes |
| 26 T. Bayliss | 4 A. Bautista | 2 Y. Nagai | 1 M. Mladin |
| 21 C. Fogarty | 4 S. Guintoli | 2 M. Neukirchner | 1 F. Nieto |
| 17 D. Polen | 4 E. Laverty | 2 D. Tardozzi | 1 T. Razgatlioglu |
| 16 N. Hodgson | 4 M. Melandri | 2 A. Yanagawa | 1 S. Redding |
| 15 C. Edwards | 4 F. Merkel | 1 A. Badovini | 1 J. Reynolds |
| 11 B. Spies | 4 J. Toseland | 1 R. Burnett | 1 M. Tamada |
| 10 C. Checa | 3 L. Haslam | 1 D. Chandler | 1 M. van der Mark |
| 10 P. Chili | 3 Y. Kagayama | 1 S. Crafar | 1 A. Vieira |
| 9 R. Roche | 3 S. Martin | 1 M. Doohan | 1 R. Xaus |
| 8 G. Falappa | 3 S. Mertens | 1 M. Dowson | |
| 8 S. Russell | 3 R. Phillis | 1 M. Fabrizio | |
| 8 A. Slight | 3 J. Smrz | 1 P. Goddard | |
| 7 C. Davies | 3 C. Vermeulen | 1 T. Hill | |
| 7 N. Haga | 2 L. Baz | 1 S. Hislop | |
| 7 R. Laconi | 2 B. Bostrom | 1 J. Hopkins | |
| 6 C. Crutchlow | 2 M. Campbell | 1 I. Jaitovich | |

17/10/2020

These data/results cannot be reproduced, stored and/or transmitted in whole or in part by any manner of electronic, mechanical, photocopying, recording, broadcasting or otherwise now known or herein after developed without the previous express consent by the copyright owner, except for reproduction in daily press and regular printed publications on sale to the public within 60 days of the event related to those data/results and always provided that copyright symbol appears together as follows below.

© DORNA WSBK ORGANIZATION Srl 2020

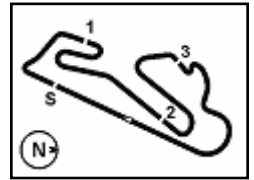
FIGR PERUGIA TIMING



Official Tyre Supplier



Official Timekeeper



Circuito Estoril 4.182 m

Pirelli Estoril Round, 16 - 18 October 2020

Starting Grid - Race 1

21 Laps x 4,182 km = 87,822 km

1	54 RAZGATLIOGLU T. Yamaha 1'36.154	2	91 HASLAM L. Honda 1'36.856	3	31 GERLOFF G. Yamaha 1'36.865
2	7 DAVIES C. Ducati 1'36.891	5	21 RINALDI M. Ducati 1'36.911	6	60 VAN DER MARK M. Yamaha 1'36.947
3	22 LOWES A. Kawasaki 1'37.028	8	19 BAUTISTA A. Honda 1'37.042	9	12 FORES X. Kawasaki 1'37.129
4	66 SYKES T. BMW 1'37.159	11	94 FOLGER J. Yamaha 1'37.175	12	76 BAZ L. Yamaha 1'37.307
5	64 CARICASULO F. Yamaha 1'37.481	14	50 LAVERTY E. BMW 1'37.984	15	1 REA J. Kawasaki 1'38.192
6	36 MERCADO L. Ducati 1'38.367	17	71 FERRARI M. Ducati 1'38.375	18	32 MORAIS S. Kawasaki 1'38.379
7	13 TAKAHASHI T. Honda 1'38.581	20	51 GRANADO E. Honda 1'39.309	21	84 CRESSON L. Kawasaki 1'40.967
8	45 REDDING S. Ducati				

N.45 (Redding S.) is allowed to start the race according to Art. 1.15.6 (FPs)
N.20 (Barrier S.) will not take part in the race. Declared unfit after SP

17/10/2020 The Race Director

These data/results cannot be reproduced, stored and/or transmitted in whole or in part by any manner of electronic, mechanical, photocopying, recording, broadcasting or otherwise now known or herein after developed without the previous express consent by the copyright owner, except for reproduction in daily press and regular printed publications on sale to the public within 60 days of the event related to those data/results and always provided that copyright symbol appears together as follows below.

© DORNA WSBK ORGANIZATION Srl 2020

FKR PERUGIA TIMING



Official Tyre Supplier



Official Timekeeper