

Pirelli Estoril Round, 16 - 18 October 2020

Results Warm Up

| No. | Rider | Nat | Team | Bike | Class | Time | Gap | Rel. | Laps | Speed | |
|-----|--------------------|-----|------------------------------------|----------------------|-------|-----------------|-------|-------|------|---------|--------------|
| | | | | | | | | | | Avg | Max |
| 1 | 54 T. RAZGATLIOGLU | TUR | PATA YAMAHA WorldSBK Official Team | Yamaha YZF R1 | | 1'36.424 | | | 7 | 156,135 | 282,5 |
| 2 | 45 S. REDDING | GBR | ARUBA.IT Racing - Ducati | Ducati Panigale V4 R | | 1'36.492 | 0.068 | 0.068 | 8 | 156,025 | 277,5 |
| 3 | 1 J. REA | GBR | Kawasaki Racing Team WorldSBK | Kawasaki ZX-10RR | | 1'36.658 | 0.234 | 0.166 | 8 | 155,757 | 276,1 |
| 4 | 60 M. VAN DER MARK | NED | PATA YAMAHA WorldSBK Official Team | Yamaha YZF R1 | | 1'36.679 | 0.255 | 0.021 | 8 | 155,724 | 274,7 |
| 5 | 7 C. DAVIES | GBR | ARUBA.IT Racing - Ducati | Ducati Panigale V4 R | | 1'36.871 | 0.447 | 0.192 | 8 | 155,415 | 282,5 |
| 6 | 22 A. LOWES | GBR | Kawasaki Racing Team WorldSBK | Kawasaki ZX-10RR | | 1'36.901 | 0.477 | 0.030 | 8 | 155,367 | 275,4 |
| 7 | 76 L. BAZ | FRA | Ten Kate Racing Yamaha | Yamaha YZF R1 | IND | 1'37.200 | 0.776 | 0.299 | 8 | 154,889 | 282,5 |
| 8 | 31 G. GERLOFF | USA | GRT Yamaha WorldSBK Junior Team | Yamaha YZF R1 | IND | 1'37.321 | 0.897 | 0.121 | 7 | 154,696 | 281,7 |
| 9 | 91 L. HASLAM | GBR | Team HRC | Honda CBR1000RR-R | | 1'37.400 | 0.976 | 0.079 | 8 | 154,571 | 274,7 |
| 10 | 21 M. RINALDI | ITA | Team GOELEVELN | Ducati Panigale V4 R | IND | 1'37.419 | 0.995 | 0.019 | 8 | 154,541 | 268,7 |
| 11 | 94 J. FOLGER | GER | Bonovo Action by MGM Racing | Yamaha YZF R1 | IND | 1'37.462 | 1.038 | 0.043 | 8 | 154,473 | 272,0 |
| 12 | 66 T. SYKES | GBR | BMW Motorrad WorldSBK Team | BMW S1000 RR | | 1'37.528 | 1.104 | 0.066 | 8 | 154,368 | 274,7 |
| 13 | 12 X. FORES | ESP | Kawasaki Puccetti Racing | Kawasaki ZX-10RR | IND | 1'37.660 | 1.236 | 0.132 | 6 | 154,159 | 273,3 |
| 14 | 50 E. LAVERTY | IRL | BMW Motorrad WorldSBK Team | BMW S1000 RR | | 1'37.702 | 1.278 | 0.042 | 8 | 154,093 | 273,3 |
| 15 | 19 A. BAUTISTA | ESP | Team HRC | Honda CBR1000RR-R | | 1'37.815 | 1.391 | 0.113 | 8 | 153,915 | 276,1 |
| 16 | 36 L. MERCADO | ARG | Motocorsa Racing | Ducati Panigale V4 R | IND | 1'38.126 | 1.702 | 0.311 | 8 | 153,427 | 274,0 |
| 17 | 64 F. CARICASULO | ITA | GRT Yamaha WorldSBK Junior Team | Yamaha YZF R1 | IND | 1'38.317 | 1.893 | 0.191 | 8 | 153,129 | 278,2 |
| 18 | 32 S. MORAIS | POR | ORELAC Racing VERDNATURA | Kawasaki ZX-10RR | IND | 1'39.342 | 2.918 | 1.025 | 7 | 151,549 | 255,6 |
| 19 | 51 E. GRANADO | BRA | MIE Racing HONDA Team | Honda CBR1000RR-R | IND | 1'39.439 | 3.015 | 0.097 | 8 | 151,401 | 270,7 |
| 20 | 71 M. FERRARI | ITA | Barni Racing Team | Ducati Panigale V4 R | IND | 1'39.455 | 3.031 | 0.016 | 7 | 151,377 | 267,4 |
| 21 | 13 T. TAKAHASHI | JPN | MIE Racing HONDA Team | Honda CBR1000RR-R | IND | 1'40.585 | 4.161 | 1.130 | 8 | 149,676 | 274,7 |
| 22 | 84 L. CRESSON | BEL | OUTDO Kawasaki TPR | Kawasaki ZX-10RR | IND | 1'41.754 | 5.330 | 1.169 | 8 | 147,957 | 280,3 |

| | | | | |
|-------|------------|-----|-------|------|
| AIR | Humidity: | 93% | Temp: | 13°C |
| TRACK | Condition: | Dry | Temp: | 15°C |

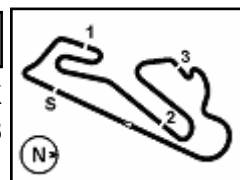
| | | | | | |
|---------|----------------|---------------------|----------|---------|------|
| Records | Pole (SP) | 2020 T.Razgatioglu | 1'36.154 | 156,570 | Km/h |
| | Race (RC1) | 2020 M.van der Mark | 1'37.200 | 154,890 | Km/h |
| | All Times (SP) | 2020 T.Razgatioglu | 1'36.154 | 156,570 | Km/h |

Start 18/10/2020 09:00
End 09:17

The results are provisional until the end of the time limit for protests and appeals and the completion of the technical checks.

These data/results cannot be reproduced, stored and/or transmitted in whole or in part by any manner of electronic, mechanical, photocopying, recording, broadcasting or otherwise now known or herein after developed without the previous express consent by the copyright owner, except for reproduction in daily press and regular printed publications on sale to the public within 60 days of the event related to those data/results and always provided that copyright symbol appears together as follows below.

© DORNA WSBK ORGANIZATION Srl 2020


Pirelli Estoril Round, 16 - 18 October 2020
Results Warm Up
Session Highlights

| Local Time | No. Rider | Description |
|------------|--------------|--|
| 09.00.00 | | Start |
| 09.00.08 | | WorldSBK Pit Intervention Time: 1min 6secs |
| 09.05.48 | 91 L. HASLAM | On Asphalt - Re-Joined - Turn 2 |
| 09.17.06 | | End Of Session |

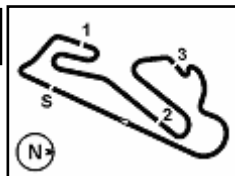
Fastest Laps Sequence

| No. | Rider | Nat | Team | Bike | Local Time | Time | Gap | Avg |
|-----|-----------------|-----|------------------------------------|----------------------|--------------|-----------------|--------|---------|
| 50 | E. LAVERTY | IRL | BMW Motorrad WorldSBK Team | BMW S1000 RR | 09:03'33.286 | 1'39.815 | | 150,831 |
| 76 | L. BAZ | FRA | Ten Kate Racing Yamaha | Yamaha YZF R1 | 09:03'36.592 | 1'39.366 | -0.449 | 151,513 |
| 19 | A. BAUTISTA | ESP | Team HRC | Honda CBR1000RR-R | 09:03'44.834 | 1'38.733 | -0.633 | 152,484 |
| 60 | M. VAN DER MARK | NED | PATA YAMAHA WorldSBK Official Team | Yamaha YZF R1 | 09:03'59.801 | 1'37.411 | -1.322 | 154,553 |
| 60 | M. VAN DER MARK | NED | PATA YAMAHA WorldSBK Official Team | Yamaha YZF R1 | 09:05'37.160 | 1'37.359 | -0.052 | 154,636 |
| 60 | M. VAN DER MARK | NED | PATA YAMAHA WorldSBK Official Team | Yamaha YZF R1 | 09:07'14.507 | 1'37.347 | -0.012 | 154,655 |
| 45 | S. REDDING | GBR | ARUBA.IT Racing - Ducati | Ducati Panigale V4 R | 09:07'27.024 | 1'37.123 | -0.224 | 155,012 |
| 1 | J. REA | GBR | Kawasaki Racing Team WorldSBK | Kawasaki ZX-10RR | 09:07'41.348 | 1'36.951 | -0.172 | 155,287 |
| 45 | S. REDDING | GBR | ARUBA.IT Racing - Ducati | Ducati Panigale V4 R | 09:09'03.901 | 1'36.877 | -0.074 | 155,405 |
| 7 | C. DAVIES | GBR | ARUBA.IT Racing - Ducati | Ducati Panigale V4 R | 09:09'24.508 | 1'36.871 | -0.006 | 155,415 |
| 54 | T. RAZGATLIOGLU | TUR | PATA YAMAHA WorldSBK Official Team | Yamaha YZF R1 | 09:10'57.022 | 1'36.815 | -0.056 | 155,505 |
| 60 | M. VAN DER MARK | NED | PATA YAMAHA WorldSBK Official Team | Yamaha YZF R1 | 09:12'05.763 | 1'36.679 | -0.136 | 155,724 |
| 45 | S. REDDING | GBR | ARUBA.IT Racing - Ducati | Ducati Panigale V4 R | 09:12'21.005 | 1'36.492 | -0.187 | 156,025 |
| 54 | T. RAZGATLIOGLU | TUR | PATA YAMAHA WorldSBK Official Team | Yamaha YZF R1 | 09:15'47.397 | 1'36.424 | -0.068 | 156,135 |

18/10/2020 Start End The results are provisional until the end of the time limit for protests and appeals
 09:00 09:17 and the completion of the technical checks.

These data/results cannot be reproduced, stored and/or transmitted in whole or in part by any manner of electronic, mechanical, photocopying, recording, broadcasting or otherwise now known or herein after developed without the previous express consent by the copyright owner, except for reproduction in daily press and regular printed publications on sale to the public within 60 days of the event related to those data/results and always provided that copyright symbol appears together as follows below.

© DORNA WSBK ORGANIZATION Srl 2020


Pirelli Estoril Round, 16 - 18 October 2020
Best Sectors & Speed Warm Up

| BEST LAP | | |
|----------|--------------------|-------------------------------|
| 1 | 54 T. RAZGATLIOGLU | Yamaha YZF R1 1'36.424 |
| 2 | 45 S. REDDING | Ducati Panigale V4 R 1'36.492 |
| 3 | 1 J. REA | Kawasaki ZX-10RR 1'36.658 |
| 4 | 60 M. VAN DER MARK | Yamaha YZF R1 1'36.679 |
| 5 | 7 C. DAVIES | Ducati Panigale V4 R 1'36.871 |
| 6 | 22 A. LOWES | Kawasaki ZX-10RR 1'36.901 |
| 7 | 76 L. BAZ | Yamaha YZF R1 1'37.200 |
| 8 | 31 G. GERLOFF | Yamaha YZF R1 1'37.321 |
| 9 | 91 L. HASLAM | Honda CBR1000RR-R 1'37.400 |
| 10 | 21 M. RINALDI | Ducati Panigale V4 R 1'37.419 |
| 11 | 94 J. FOLGER | Yamaha YZF R1 1'37.462 |
| 12 | 66 T. SYKES | BMW S1000 RR 1'37.528 |
| 13 | 12 X. FORES | Kawasaki ZX-10RR 1'37.660 |
| 14 | 50 E. LAVERTY | BMW S1000 RR 1'37.702 |
| 15 | 19 A. BAUTISTA | Honda CBR1000RR-R 1'37.815 |
| 16 | 36 L. MERCADO | Ducati Panigale V4 R 1'38.126 |
| 17 | 64 F. CARICASULO | Yamaha YZF R1 1'38.317 |
| 18 | 32 S. MORAIS | Kawasaki ZX-10RR 1'39.342 |
| 19 | 51 E. GRANADO | Honda CBR1000RR-R 1'39.439 |
| 20 | 71 M. FERRARI | Ducati Panigale V4 R 1'39.455 |
| 21 | 13 T. TAKAHASHI | Honda CBR1000RR-R 1'40.585 |
| 22 | 84 L. CRESSON | Kawasaki ZX-10RR 1'41.754 |

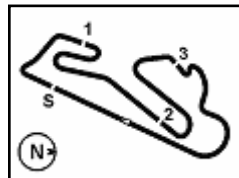
| SPEED | | |
|-------|--------------------|----------------------------|
| 1 | 76 L. BAZ | Yamaha YZF R1 282,5 |
| 2 | 7 C. DAVIES | Ducati Panigale V4 R 282,5 |
| 3 | 54 T. RAZGATLIOGLU | Yamaha YZF R1 282,5 |
| 4 | 31 G. GERLOFF | Yamaha YZF R1 281,7 |
| 5 | 84 L. CRESSON | Kawasaki ZX-10RR 280,3 |
| 6 | 64 F. CARICASULO | Yamaha YZF R1 278,2 |
| 7 | 45 S. REDDING | Ducati Panigale V4 R 277,5 |
| 8 | 1 J. REA | Kawasaki ZX-10RR 276,1 |
| 9 | 19 A. BAUTISTA | Honda CBR1000RR-R 276,1 |
| 10 | 22 A. LOWES | Kawasaki ZX-10RR 275,4 |
| 11 | 13 T. TAKAHASHI | Honda CBR1000RR-R 274,7 |
| 12 | 66 T. SYKES | BMW S1000 RR 274,7 |
| 13 | 60 M. VAN DER MARK | Yamaha YZF R1 274,7 |
| 14 | 91 L. HASLAM | Honda CBR1000RR-R 274,7 |
| 15 | 36 L. MERCADO | Ducati Panigale V4 R 274,0 |
| 16 | 12 X. FORES | Kawasaki ZX-10RR 273,3 |
| 17 | 50 E. LAVERTY | BMW S1000 RR 273,3 |
| 18 | 94 J. FOLGER | Yamaha YZF R1 272,0 |
| 19 | 51 E. GRANADO | Honda CBR1000RR-R 270,7 |
| 20 | 21 M. RINALDI | Ducati Panigale V4 R 268,7 |
| 21 | 71 M. FERRARI | Ducati Panigale V4 R 267,4 |
| 22 | 32 S. MORAIS | Kawasaki ZX-10RR 255,6 |

| SEG. 1 | | SEG. 2 | | SEG. 3 | | SEG. 4 | |
|--------|---------------------------|--------|---------------------------|--------|---------------------------|--------|---------------------------|
| 1 | 54 T. RAZGATLIOGLU 19.483 | 1 | 54 T. RAZGATLIOGLU 23.359 | 1 | 45 S. REDDING 22.703 | 1 | 1 J. REA 30.598 |
| 2 | 45 S. REDDING 19.544 | 2 | 1 J. REA 23.360 | 2 | 1 J. REA 22.786 | 2 | 60 M. VAN DER MARK 30.659 |
| 3 | 7 C. DAVIES 19.563 | 3 | 45 S. REDDING 23.369 | 3 | 54 T. RAZGATLIOGLU 22.810 | 3 | 22 A. LOWES 30.738 |
| 4 | 60 M. VAN DER MARK 19.569 | 4 | 31 G. GERLOFF 23.465 | 4 | 22 A. LOWES 22.814 | 4 | 21 M. RINALDI 30.745 |
| 5 | 1 J. REA 19.609 | 5 | 60 M. VAN DER MARK 23.518 | 5 | 7 C. DAVIES 22.855 | 5 | 45 S. REDDING 30.755 |
| 6 | 19 A. BAUTISTA 19.676 | 6 | 94 J. FOLGER 23.527 | 6 | 60 M. VAN DER MARK 22.868 | 6 | 54 T. RAZGATLIOGLU 30.769 |
| 7 | 91 L. HASLAM 19.693 | 7 | 7 C. DAVIES 23.533 | 7 | 76 L. BAZ 22.880 | 7 | 7 C. DAVIES 30.835 |
| 8 | 21 M. RINALDI 19.701 | 8 | 21 M. RINALDI 23.538 | 8 | 31 G. GERLOFF 22.926 | 8 | 31 G. GERLOFF 30.845 |
| 9 | 66 T. SYKES 19.725 | 9 | 22 A. LOWES 23.611 | 9 | 21 M. RINALDI 22.989 | 9 | 76 L. BAZ 30.892 |
| 10 | 76 L. BAZ 19.740 | 10 | 91 L. HASLAM 23.614 | 10 | 66 T. SYKES 23.002 | 10 | 12 X. FORES 30.897 |
| 11 | 12 X. FORES 19.752 | 11 | 66 T. SYKES 23.627 | 11 | 12 X. FORES 23.008 | 11 | 94 J. FOLGER 30.913 |
| 12 | 22 A. LOWES 19.768 | 12 | 76 L. BAZ 23.651 | 12 | 91 L. HASLAM 23.030 | 12 | 91 L. HASLAM 30.928 |
| 13 | 36 L. MERCADO 19.813 | 13 | 36 L. MERCADO 23.678 | 13 | 94 J. FOLGER 23.037 | 13 | 19 A. BAUTISTA 30.953 |
| 14 | 31 G. GERLOFF 19.827 | 14 | 12 X. FORES 23.681 | 14 | 50 E. LAVERTY 23.048 | 14 | 66 T. SYKES 31.025 |
| 15 | 50 E. LAVERTY 19.837 | 15 | 50 E. LAVERTY 23.701 | 15 | 19 A. BAUTISTA 23.143 | 15 | 50 E. LAVERTY 31.094 |
| 16 | 94 J. FOLGER 19.884 | 16 | 19 A. BAUTISTA 23.803 | 16 | 64 F. CARICASULO 23.225 | 16 | 36 L. MERCADO 31.126 |
| 17 | 64 F. CARICASULO 19.935 | 17 | 64 F. CARICASULO 23.852 | 17 | 36 L. MERCADO 23.338 | 17 | 64 F. CARICASULO 31.186 |
| 18 | 71 M. FERRARI 20.117 | 18 | 51 E. GRANADO 24.136 | 18 | 51 E. GRANADO 23.357 | 18 | 32 S. MORAIS 31.363 |
| 19 | 51 E. GRANADO 20.141 | 19 | 71 M. FERRARI 24.170 | 19 | 32 S. MORAIS 23.362 | 19 | 71 M. FERRARI 31.463 |
| 20 | 32 S. MORAIS 20.231 | 20 | 32 S. MORAIS 24.229 | 20 | 71 M. FERRARI 23.530 | 20 | 51 E. GRANADO 31.563 |
| 21 | 13 T. TAKAHASHI 20.248 | 21 | 13 T. TAKAHASHI 24.556 | 21 | 13 T. TAKAHASHI 23.841 | 21 | 13 T. TAKAHASHI 31.919 |
| 22 | 84 L. CRESSON 20.548 | 22 | 84 L. CRESSON 24.747 | 22 | 84 L. CRESSON 24.162 | 22 | 84 L. CRESSON 32.218 |

18/10/2020

These data/results cannot be reproduced, stored and/or transmitted in whole or in part by any manner of electronic, mechanical, photocopying, recording, broadcasting or otherwise now known or herein after developed without the previous express consent by the copyright owner, except for reproduction in daily press and regular printed publications on sale to the public within 60 days of the event related to those data/results and always provided that copyright symbol appears together as follows below.

© DORNA WSBK ORGANIZATION Srl 2020



Pirelli Estoril Round, 16 - 18 October 2020

Ideal Times Warm Up

Circuito Estoril 4.182 m

| No. | Rider | Nat | Bike | Seg. 1 | Seg. 2 | Seg. 3 | Seg. 4 | Ideal Time | | |
|---------------------------|---------------------------|-----|----------------------|------------------|------------------|------------------|-------------------------|-----------------------------|------|-------|
| | | | | Diff. 1 | Diff. 2 | Diff. 3 | Diff. 4 | Best Lap | Pos. | Diff. |
| 1 | 1 J. REA | GBR | Kawasaki ZX-10RR | 19.609 | 23.360 | 22.786 +0.084 | 30.598 +0.221 | 1'36.353 1'36.658 | 3 | 0.305 |
| 2 | 45 S. REDDING | GBR | Ducati Panigale V4 R | 19.544 | 23.369 +0.027 | 22.703 | 30.755 +0.094 | 1'36.371 1'36.492 | 2 | 0.121 |
| 3 | 54 T. RAZGATLIOGLU | TUR | Yamaha YZF R1 | 19.483 | 23.359 | 22.810 | 30.769 +0.003 | 1'36.421 1'36.424 | 1 | 0.003 |
| 4 | 60 M. VAN DER MARK | NED | Yamaha YZF R1 | 19.569 | 23.518 +0.061 | 22.868 | 30.659 +0.004 | 1'36.614 1'36.679 | 4 | 0.065 |
| 5 | 7 C. DAVIES | GBR | Ducati Panigale V4 R | 19.563 | 23.533 | 22.855 | 30.835 +0.085 | 1'36.786 1'36.871 | 5 | 0.085 |
| 6 | 22 A. LOWES | GBR | Kawasaki ZX-10RR | 19.768 +0.043 | 23.538 | 22.814 | 30.738 | 1'36.858 1'36.901 | 6 | 0.043 |
| 7 | 21 M. RINALDI | ITA | Ducati Panigale V4 R | 19.701 +0.202 | 23.611 +0.138 | 22.989 +0.033 | 30.745 | 1'37.046 1'37.419 | 10 | 0.373 |
| 8 | 31 G. GERLOFF | USA | Yamaha YZF R1 | 19.827 +0.110 | 23.465 | 22.926 +0.079 | 30.845 +0.069 | 1'37.063 1'37.321 | 8 | 0.258 |
| 9 | 76 L. BAZ | FRA | Yamaha YZF R1 | 19.740 +0.037 | 23.651 | 22.880 | 30.892 | 1'37.163 1'37.200 | 7 | 0.037 |
| 10 | 91 L. HASLAM | GBR | Honda CBR1000RR-R | 19.693 | 23.614 | 23.030 | 30.928 +0.135 | 1'37.265 1'37.400 | 9 | 0.135 |
| 11 | 12 X. FORES | ESP | Kawasaki ZX-10RR | 19.752 +0.190 | 23.681 +0.132 | 23.008 | 30.897 | 1'37.338 1'37.660 | 13 | 0.322 |
| 12 | 94 J. FOLGER | GER | Yamaha YZF R1 | 19.884 | 23.527 | 23.037 +0.073 | 30.913 +0.028 | 1'37.361 1'37.462 | 11 | 0.101 |
| 13 | 66 T. SYKES | GBR | BMW S1000 RR | 19.725 +0.020 | 23.627 +0.049 | 23.002 | 31.025 +0.080 | 1'37.379 1'37.528 | 12 | 0.149 |
| 14 | 19 A. BAUTISTA | ESP | Honda CBR1000RR-R | 19.676 | 23.803 +0.044 | 23.143 +0.061 | 30.953 +0.135 | 1'37.575 1'37.815 | 15 | 0.240 |
| 15 | 50 E. LAVERTY | IRL | BMW S1000 RR | 19.837 | 23.701 | 23.048 +0.022 | 31.094 | 1'37.680 1'37.702 | 14 | 0.022 |
| 16 | 36 L. MERCADO | ARG | Ducati Panigale V4 R | 19.813 +0.171 | 23.678 | 23.338 | 31.126 | 1'37.955 1'38.126 | 16 | 0.171 |
| 17 | 64 F. CARICASULO | ITA | Yamaha YZF R1 | 19.935 +0.018 | 23.852 +0.011 | 23.225 | 31.186 +0.090 | 1'38.198 1'38.317 | 17 | 0.119 |
| 18 | 32 S. MORAIS | POR | Kawasaki ZX-10RR | 20.231 +0.015 | 24.229 +0.142 | 23.362 | 31.363 | 1'39.185 1'39.342 | 18 | 0.157 |
| 19 | 51 E. GRANADO | BRA | Honda CBR1000RR-R | 20.141 +0.237 | 24.136 | 23.357 | 31.563 +0.005 | 1'39.197 1'39.439 | 19 | 0.242 |
| 20 | 71 M. FERRARI | ITA | Ducati Panigale V4 R | 20.117 | 24.170 +0.040 | 23.530 +0.038 | 31.463 +0.097 | 1'39.280 1'39.455 | 20 | 0.175 |
| 21 | 13 T. TAKAHASHI | JPN | Honda CBR1000RR-R | 20.248 | 24.556 | 23.841 | 31.919 +0.021 | 1'40.564 1'40.585 | 21 | 0.021 |
| 22 | 84 L. CRESSON | BEL | Kawasaki ZX-10RR | 20.548 | 24.747 | 24.162 | 32.218 +0.079 | 1'41.675 1'41.754 | 22 | 0.079 |
| Overall Ideal Time | | | | 19.483 | 23.359 | 22.703 | 30.598 | 1'36.143 | | |

18/10/2020

These data/results cannot be reproduced, stored and/or transmitted in whole or in part by any manner of electronic, mechanical, photocopying, recording, broadcasting or otherwise now known or herein after developed without the previous express consent by the copyright owner, except for reproduction in daily press and regular printed publications on sale to the public within 60 days of the event related to those data/results and always provided that copyright symbol appears together as follows below.

© DORNA WSBK ORGANIZATION Srl 2020

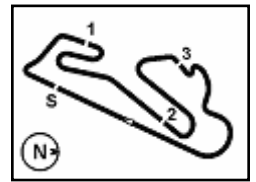
FICR PERUGIA TIMING



Official Tyre Supplier



Official Timekeeper



Pirelli Estoril Round, 16 - 18 October 2020
Chronological Analysis Warm Up

Circuito Estoril 4.182 m

1 / 3

| 1° 54 T. RAZGATLIOGLU (1'36.424) | | | | | | | |
|----------------------------------|--------|--------|--------|--------|----------|-------|-------------|
| Lap | Seg.1 | Seg.2 | Seg.3 | Seg.4 | Lap Time | km/h | Local Time |
| 1 | | 25.434 | 24.473 | 31.967 | | | 9:04'21.066 |
| 2 | 23.566 | 24.435 | 23.212 | 31.671 | 1'42.884 | 282,5 | 9:06'03.950 |
| 3 | 21.406 | 23.748 | 23.153 | 30.866 | 1'39.173 | 280,3 | 9:07'43.123 |
| 4 | 19.601 | 23.541 | 23.173 | 30.769 | 1'37.084 | 274,7 | 9:09'20.207 |
| 5 | 19.582 | 23.430 | 22.980 | 30.823 | 1'36.815 | 272,0 | 9:10'57.022 |
| 6 | 19.602 | 23.421 | 23.244 | 30.917 | 1'37.184 | 268,7 | 9:12'34.206 |
| 7 | 19.547 | 23.427 | 22.900 | 30.893 | 1'36.767 | 274,0 | 9:14'10.973 |
| 8 | 19.483 | 23.359 | 22.810 | 30.772 | 1'36.424 | 277,5 | 9:15'47.397 |

| 2° 45 S. REDDING (1'36.492) | | | | | | | |
|-----------------------------|--------|--------|--------|--------|----------|-------|-------------|
| Lap | Seg.1 | Seg.2 | Seg.3 | Seg.4 | Lap Time | km/h | Local Time |
| 1 | | 25.605 | 24.531 | 32.214 | | | 9:02'33.711 |
| 2 | 20.382 | 23.924 | 23.234 | 31.053 | 1'38.593 | 252,7 | 9:04'12.304 |
| 3 | 19.804 | 23.723 | 23.122 | 30.948 | 1'37.597 | 273,4 | 9:05'49.901 |
| 4 | 19.776 | 23.511 | 22.946 | 30.890 | 1'37.123 | 266,7 | 9:07'27.024 |
| 5 | 19.701 | 23.556 | 22.863 | 30.757 | 1'36.877 | 273,4 | 9:09'03.901 |
| 6 | 21.313 | 24.402 | 23.409 | 31.488 | 1'40.612 | 277,5 | 9:10'44.513 |
| 7 | 19.544 | 23.396 | 22.703 | 30.849 | 1'36.492 | 273,4 | 9:12'21.005 |
| 8 | 19.595 | 23.524 | 22.869 | 30.822 | 1'36.810 | 276,1 | 9:13'57.815 |
| 9 | 19.671 | 23.369 | 22.855 | 30.755 | 1'36.650 | 266,7 | 9:15'34.465 |

| 3° 1 J. REA (1'36.658) | | | | | | | |
|------------------------|--------|--------|--------|--------|----------|-------|-------------|
| Lap | Seg.1 | Seg.2 | Seg.3 | Seg.4 | Lap Time | km/h | Local Time |
| 1 | | 24.730 | 24.055 | 31.833 | | | 9:02'48.048 |
| 2 | 20.085 | 23.594 | 23.003 | 30.821 | 1'37.503 | 255,6 | 9:04'25.551 |
| 3 | 20.596 | 23.953 | 23.218 | 31.079 | 1'38.846 | 271,3 | 9:06'04.397 |
| 4 | 19.765 | 23.691 | 22.897 | 30.598 | 1'36.951 | 260,4 | 9:07'41.348 |
| 5 | 19.977 | 23.645 | 22.880 | 30.743 | 1'37.245 | 252,1 | 9:09'18.593 |
| 6 | 24.453 | 23.766 | 23.091 | 30.875 | 1'42.185 | 276,1 | 9:11'00.778 |
| 7 | 19.609 | 23.360 | 22.870 | 30.819 | 1'36.658 | 263,5 | 9:12'37.436 |
| 8 | 19.657 | 23.488 | 22.786 | 30.777 | 1'36.708 | 270,7 | 9:14'14.144 |
| 9 | 21.005 | 24.270 | 23.398 | 31.316 | 1'39.989 | 264,8 | 9:15'54.133 |

| 4° 60 M. VAN DER MARK (1'36.679) | | | | | | | |
|----------------------------------|--------|--------|--------|--------|----------|-------|-------------|
| Lap | Seg.1 | Seg.2 | Seg.3 | Seg.4 | Lap Time | km/h | Local Time |
| 1 | | 26.167 | 23.695 | 31.124 | | | 9:02'22.390 |
| 2 | 19.908 | 23.635 | 23.016 | 30.852 | 1'37.411 | 264,2 | 9:03'59.801 |
| 3 | 19.719 | 23.567 | 23.069 | 31.004 | 1'37.359 | 273,4 | 9:05'37.160 |
| 4 | 19.700 | 23.625 | 23.142 | 30.880 | 1'37.347 | 270,7 | 9:07'14.507 |
| 5 | 19.895 | 23.518 | 22.961 | 30.765 | 1'37.139 | 267,4 | 9:08'51.646 |
| 6 | 19.884 | 23.913 | 22.982 | 30.659 | 1'37.438 | 264,2 | 9:10'29.084 |
| 7 | 19.569 | 23.579 | 22.868 | 30.663 | 1'36.679 | 274,7 | 9:12'05.763 |
| 8 | 19.687 | 23.632 | 23.125 | 31.055 | 1'37.499 | 265,4 | 9:13'43.262 |
| 9 | 19.946 | 23.672 | 22.917 | 30.794 | 1'37.329 | 260,4 | 9:15'20.591 |

| 5° 7 C. DAVIES (1'36.871) | | | | | | | |
|---------------------------|--------|--------|--------|--------|----------|-------|-------------|
| Lap | Seg.1 | Seg.2 | Seg.3 | Seg.4 | Lap Time | km/h | Local Time |
| 1 | | 25.394 | 24.124 | 31.846 | | | 9:02'53.134 |
| 2 | 20.585 | 24.288 | 23.506 | 31.238 | 1'39.617 | 278,9 | 9:04'32.751 |
| 3 | 19.625 | 23.820 | 23.048 | 31.145 | 1'37.638 | 273,4 | 9:06'10.389 |
| 4 | 19.637 | 23.684 | 22.951 | 30.976 | 1'37.248 | 281,0 | 9:07'47.637 |
| 5 | 19.563 | 23.533 | 22.855 | 30.920 | 1'36.871 | 274,7 | 9:09'24.508 |
| 6 | 19.866 | 24.825 | 23.522 | 35.031 | 1'43.244 | 276,8 | 9:11'07.752 |
| 7 | 19.694 | 24.184 | 23.689 | 31.699 | 1'39.266 | 273,4 | 9:12'47.018 |
| 8 | 19.694 | 23.641 | 23.105 | 30.835 | 1'37.275 | 275,4 | 9:14'24.293 |
| 9 | 22.261 | 25.977 | 23.045 | 31.169 | 1'42.452 | 282,5 | 9:16'06.745 |

| 6° 22 A. LOWES (1'36.901) | | | | | | | |
|---------------------------|-------|--------|--------|--------|----------|------|-------------|
| Lap | Seg.1 | Seg.2 | Seg.3 | Seg.4 | Lap Time | km/h | Local Time |
| 1 | | 25.141 | 24.150 | 31.688 | | | 9:02'26.268 |

| | | | | | | | |
|---|--------|--------|--------|--------|----------|-------|-------------|
| 2 | 19.972 | 23.773 | 23.105 | 31.115 | 1'37.965 | 263,5 | 9:04'04.233 |
| 3 | 19.883 | 23.568 | 22.859 | 31.415 | 1'37.725 | 261,0 | 9:05'41.958 |
| 4 | 19.839 | 23.623 | 23.054 | 30.899 | 1'37.415 | 264,2 | 9:07'19.373 |
| 5 | 19.768 | 23.552 | 22.857 | 30.778 | 1'36.955 | 275,4 | 9:08'56.328 |
| 6 | 19.980 | 23.694 | 22.951 | 30.881 | 1'37.506 | 258,6 | 9:10'33.834 |
| 7 | 27.122 | 27.454 | 22.957 | 31.200 | 1'48.733 | 275,4 | 9:12'22.567 |
| 8 | 19.811 | 23.538 | 22.814 | 30.738 | 1'36.901 | 257,4 | 9:13'59.468 |
| 9 | 19.779 | 23.648 | 22.978 | 31.140 | 1'37.545 | 259,8 | 9:15'37.013 |

| 7° 76 L. BAZ (1'37.200) | | | | | | | |
|-------------------------|--------|--------|--------|--------|----------|-------|-------------|
| Lap | Seg.1 | Seg.2 | Seg.3 | Seg.4 | Lap Time | km/h | Local Time |
| 1 | | 25.307 | 25.176 | 32.277 | | | 9:01'57.226 |
| 2 | 20.405 | 24.258 | 23.228 | 31.475 | 1'39.366 | 270,0 | 9:03'36.592 |
| 3 | 20.097 | 23.996 | 23.130 | 31.328 | 1'38.551 | 272,7 | 9:05'15.143 |
| 4 | 19.942 | 23.735 | 22.992 | 30.959 | 1'37.628 | 272,7 | 9:06'52.771 |
| 5 | 19.904 | 23.658 | 22.973 | 31.072 | 1'37.607 | 276,1 | 9:08'30.378 |
| 6 | 21.215 | 24.458 | 23.419 | 33.884 | 1'42.976 | 282,5 | 9:10'13.354 |
| 7 | 19.740 | 23.774 | 23.010 | 31.054 | 1'37.578 | 280,3 | 9:11'50.932 |
| 8 | 20.733 | 25.059 | 23.174 | 31.097 | 1'40.063 | 279,6 | 9:13'30.995 |
| 9 | 19.777 | 23.651 | 22.880 | 30.892 | 1'37.200 | 274,0 | 9:15'08.195 |

| 8° 31 G. GERLOFF (1'37.321) | | | | | | | |
|-----------------------------|--------|--------|--------|--------|----------|-------|-------------|
| Lap | Seg.1 | Seg.2 | Seg.3 | Seg.4 | Lap Time | km/h | Local Time |
| 1 | | 24.361 | 24.396 | 31.719 | | | 9:04'22.619 |
| 2 | 19.919 | 23.913 | 23.220 | 30.899 | 1'37.951 | 255,6 | 9:06'00.570 |
| 3 | 20.009 | 23.750 | 23.126 | 30.910 | 1'37.795 | 267,4 | 9:07'38.365 |
| 4 | 25.994 | 23.664 | 23.161 | 30.845 | 1'43.664 | 281,7 | 9:09'22.029 |
| 5 | 19.937 | 23.465 | 23.005 | 30.914 | 1'37.321 | 271,3 | 9:10'59.350 |
| 6 | 20.594 | 23.474 | 22.981 | 31.007 | 1'38.056 | 281,0 | 9:12'37.406 |
| 7 | 19.885 | 23.553 | 22.926 | 30.970 | 1'37.334 | 264,2 | 9:14'14.740 |
| 8 | 19.827 | 23.530 | 23.073 | 30.914 | 1'37.344 | 262,9 | 9:15'52.084 |

| 9° 91 L. HASLAM (1'37.400) | | | | | | | |
|----------------------------|--------|--------|--------|--------|----------|-------|-------------|
| Lap | Seg.1 | Seg.2 | Seg.3 | Seg.4 | Lap Time | km/h | Local Time |
| 1 | | 25.765 | 24.525 | 32.019 | | | 9:01'55.613 |
| 2 | 23.019 | 24.246 | 23.936 | 31.482 | 1'42.683 | 274,7 | 9:03'38.296 |
| 3 | 19.778 | 23.802 | 23.073 | 30.928 | 1'37.581 | 264,8 | 9:05'15.877 |
| 4 | | | 31.895 | 31.605 | 2'00.028 | 260,4 | 9:07'15.905 |
| 5 | 19.806 | 23.869 | 23.925 | 32.128 | 1'39.728 | 267,4 | 9:08'55.633 |
| 6 | 19.929 | 23.830 | 23.187 | 31.214 | 1'38.160 | 274,0 | 9:10'33.793 |
| 7 | 23.046 | 26.876 | 25.137 | 32.895 | 1'47.954 | 270,7 | 9:12'21.747 |
| 8 | 19.693 | 23.614 | 23.030 | 31.063 | 1'37.400 | 266,7 | 9:13'59.147 |
| 9 | 19.752 | 23.696 | 23.044 | 31.349 | 1'37.841 | 268,7 | 9:15'36.988 |

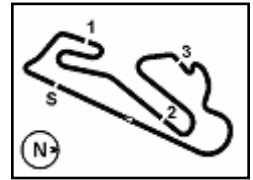
| 10° 21 M. RINALDI (1'37.419) | | | | | | | |
|------------------------------|--------|--------|--------|--------|----------|-------|-------------|
| Lap | Seg.1 | Seg.2 | Seg.3 | Seg.4 | Lap Time | km/h | Local Time |
| 1 | | 25.249 | 24.246 | 32.322 | | | 9:02'48.288 |
| 2 | 20.146 | 23.866 | 23.212 | 30.873 | 1'38.097 | 252,1 | 9:04'26.385 |
| 3 | 20.070 | 23.876 | 23.300 | 30.990 | 1'38.236 | 266,1 | 9:06'04.621 |
| 4 | 19.903 | 23.749 | 23.022 | 30.745 | 1'37.419 | 253,2 | 9:07'42.040 |
| 5 | 19.852 | 23.735 | 23.056 | 30.799 | 1'37.442 | 262,9 | 9:09'19.482 |
| 6 | 19.788 | 23.701 | 27.592 | 36.196 | 1'47.277 | 260,4 | 9:11'06.759 |
| 7 | 24.001 | 25.052 | 23.741 | 31.550 | 1'44.344 | 259,2 | 9:12'51.103 |
| 8 | 19.762 | 23.611 | 23.157 | 30.907 | 1'37.437 | 262,9 | 9:14'28.540 |
| 9 | 19.701 | 23.725 | 22.989 | 31.009 | 1'37.424 | 268,7 | 9:16'05.964 |

| 11° 94 J. FOLGER (1'37.462) | | | | | | | |
|-----------------------------|--------|--------|--------|--------|----------|-------|-------------|
| Lap | Seg.1 | Seg.2 | Seg.3 | Seg.4 | Lap Time | km/h | Local Time |
| 1 | | 25.737 | 24.385 | 31.822 | | | 9:02'34.369 |
| 2 | 20.446 | 24.169 | 23.456 | 31.155 | 1'39.226 | 236,4 | 9:04'13.595 |
| 3 | 19.892 | 23.663 | 23.037 | 30.913 | 1'37.505 | 255,0 | 9:05'51.100 |
| 4 | 19.884 | 23.527 | 23.110 | 30.941 | 1'37.462 | 261,0 | 9:07'28.562 |

18/10/2020 P = Pits In/Out - C = Lap Time Cancelled

These data/results cannot be reproduced, stored and/or transmitted in whole or in part by any manner of electronic, mechanical, photocopying, recording, broadcasting or otherwise now known or herein after developed without the previous express consent by the copyright owner, except for reproduction in daily press and regular printed publications on sale to the public within 60 days of the event related to those data/results and always provided that copyright symbol appears together as follows below.

© DORNA WSBK ORGANIZATION Srl 2020



Pirelli Estoril Round, 16 - 18 October 2020 Chronological Analysis Warm Up

Circuito Estoril 4.182 m

2 / 3

| | | | | | | | |
|---|--------|--------|--------|--------|----------|--------------|-------------|
| 5 | 20.614 | 24.739 | 23.866 | 32.027 | 1'41.246 | 248,7 | 9:09'09.808 |
| 6 | 19.955 | 23.757 | 23.424 | 31.649 | 1'38.785 | 263,5 | 9:10'48.593 |
| 7 | 20.030 | 23.942 | 23.563 | 31.832 | 1'39.367 | 272,0 | 9:12'27.960 |
| 8 | 24.526 | 26.733 | 24.000 | 33.091 | 1'48.350 | 258,6 | 9:14'16.310 |
| 9 | 20.211 | 24.081 | 23.657 | 32.253 | 1'40.202 | 265,4 | 9:15'56.512 |

| | | | | | | | |
|---|--------|--------|--------|--------|----------|-------|-------------|
| 9 | 19.951 | 24.025 | 23.366 | 31.200 | 1'38.542 | 268,7 | 9:15'21.739 |
|---|--------|--------|--------|--------|----------|-------|-------------|

| 12° 66 T. SYKES (1'37.528) | | | | | | | |
|----------------------------|---------------|---------------|---------------|---------------|-----------------|--------------|-------------|
| Lap | Seg.1 | Seg.2 | Seg.3 | Seg.4 | Lap Time | km/h | Local Time |
| 1 | | 26.089 | 26.189 | 32.578 | | | 9:03'11.950 |
| 2 | 21.622 | 24.581 | 23.941 | 31.692 | 1'41.836 | 230,0 | 9:04'53.786 |
| 3 | 20.012 | 23.942 | 23.201 | 31.197 | 1'38.352 | 262,9 | 9:06'32.138 |
| 4 | 19.917 | 23.851 | 23.256 | 31.115 | 1'38.139 | 266,1 | 9:08'10.277 |
| 5 | 19.745 | 23.676 | 23.002 | 31.105 | 1'37.528 | 270,0 | 9:09'47.805 |
| 6 | 19.855 | 23.716 | 23.132 | 31.097 | 1'37.800 | 274,7 | 9:11'25.605 |
| 7 | 19.780 | 23.627 | 23.048 | 31.174 | 1'37.629 | 268,0 | 9:13'03.234 |
| 8 | 19.725 | 23.687 | 23.112 | 31.025 | 1'37.549 | 272,0 | 9:14'40.783 |
| 9 | 19.871 | 24.627 | 24.158 | 31.665 | 1'40.321 | 272,7 | 9:16'21.104 |

| 17° 64 F. CARICASULO (1'38.317) | | | | | | | |
|---------------------------------|---------------|---------------|---------------|---------------|-----------------|--------------|-------------|
| Lap | Seg.1 | Seg.2 | Seg.3 | Seg.4 | Lap Time | km/h | Local Time |
| 1 | | 25.460 | 24.315 | 32.195 | | | 9:02'05.950 |
| 2 | 20.470 | 24.165 | 23.522 | 31.186 | 1'39.343 | 249,2 | 9:03'45.293 |
| 3 | 19.953 | 23.863 | 23.225 | 31.276 | 1'38.317 | 266,7 | 9:05'23.610 |
| 4 | 24.203 | 24.573 | 23.644 | 31.641 | 1'44.061 | 278,2 | 9:07'07.671 |
| 5 | 19.976 | 23.852 | 23.345 | 31.529 | 1'38.702 | 263,5 | 9:08'46.373 |
| 6 | 19.994 | 23.915 | 23.331 | 31.674 | 1'38.914 | 268,0 | 9:10'25.287 |
| 7 | 20.040 | 24.047 | 23.377 | 31.606 | 1'39.070 | 264,2 | 9:12'04.357 |
| 8 | 19.935 | 23.890 | 23.281 | 31.595 | 1'38.701 | 272,0 | 9:13'43.058 |
| 9 | 21.727 | 24.022 | 23.569 | 31.436 | 1'40.754 | 264,8 | 9:15'23.812 |

| 13° 12 X. FORES (1'37.660) | | | | | | | |
|----------------------------|---------------|---------------|---------------|---------------|-----------------|--------------|-------------|
| Lap | Seg.1 | Seg.2 | Seg.3 | Seg.4 | Lap Time | km/h | Local Time |
| 1 | | 25.665 | 24.576 | 32.076 | | | 9:02'33.968 |
| 2 | 20.428 | 24.196 | 23.326 | 30.989 | 1'38.939 | 239,5 | 9:04'12.907 |
| 3 | 19.942 | 23.813 | 23.008 | 30.897 | 1'37.660 | 255,0 | 9:05'50.567 |
| 4 | 19.928 | 23.681 | 23.127 | 30.992 | 1'37.728 | 266,7 | 9:07'28.295 |
| 5 | 19.752 | 23.776 | 23.065 | 31.398 | 1'37.991 | 273,4 | 9:09'06.286 |
| 6 | 25.076 | 25.187 | 26.550 | 43.386 | 2'00.199P | 252,7 | 9:11'06.485 |
| 7 | 3'14.533 | 24.612 | 23.719 | 32.350 | 4'35.214P | | 9:15'41.699 |

| 18° 32 S. MORAIS (1'39.342) | | | | | | | |
|-----------------------------|---------------|---------------|---------------|---------------|-----------------|--------------|-------------|
| Lap | Seg.1 | Seg.2 | Seg.3 | Seg.4 | Lap Time | km/h | Local Time |
| 1 | | 27.418 | 25.507 | 35.475 | | | 9:02'07.452 |
| 2 | 21.160 | 25.326 | 24.258 | 32.694 | 1'43.438 | 244,3 | 9:03'50.890 |
| 3 | 20.512 | 24.440 | 23.738 | 31.593 | 1'40.283 | 253,8 | 9:05'31.173 |
| 4 | 20.742 | 24.409 | 23.601 | 31.731 | 1'40.483 | 250,4 | 9:07'11.656 |
| 5 | 20.354 | 24.229 | 23.398 | 31.533 | 1'39.514 | 255,6 | 9:08'51.170 |
| 6 | 20.246 | 24.371 | 23.362 | 31.363 | 1'39.342 | 253,8 | 9:10'30.512 |
| 7 | 20.231 | 26.359 | 27.378 | 47.444 | 2'01.412P | 253,8 | 9:12'31.924 |
| 8 | 2'24.470 | 26.088 | 28.161 | 32.951 | 3'51.670P | | 9:16'23.594 |

| 14° 50 E. LAVERTY (1'37.702) | | | | | | | |
|------------------------------|---------------|---------------|---------------|---------------|-----------------|--------------|-------------|
| Lap | Seg.1 | Seg.2 | Seg.3 | Seg.4 | Lap Time | km/h | Local Time |
| 1 | | 25.445 | 24.333 | 32.189 | | | 9:01'53.471 |
| 2 | 20.511 | 24.245 | 23.469 | 31.590 | 1'39.815 | 246,4 | 9:03'33.286 |
| 3 | 20.273 | 23.914 | 23.283 | 31.373 | 1'38.843 | 259,8 | 9:05'12.129 |
| 4 | 20.163 | 23.867 | 23.145 | 31.258 | 1'38.433 | 263,5 | 9:06'50.562 |
| 5 | 19.916 | 23.773 | 23.134 | 31.213 | 1'38.036 | 269,3 | 9:08'28.598 |
| 6 | 22.592 | 25.428 | 23.438 | 34.045 | 1'45.503 | 273,4 | 9:10'14.101 |
| 7 | 19.837 | 23.701 | 23.070 | 31.094 | 1'37.702 | 272,0 | 9:11'51.803 |
| 8 | 19.883 | 23.771 | 23.218 | 31.190 | 1'38.062 | 267,4 | 9:13'29.865 |
| 9 | 19.988 | 23.807 | 23.048 | 31.132 | 1'37.975 | 262,9 | 9:15'07.840 |

| 19° 51 E. GRANADO (1'39.439) | | | | | | | |
|------------------------------|---------------|---------------|---------------|---------------|-----------------|--------------|-------------|
| Lap | Seg.1 | Seg.2 | Seg.3 | Seg.4 | Lap Time | km/h | Local Time |
| 1 | | 27.132 | 24.953 | 32.778 | | | 9:02'01.155 |
| 2 | 20.798 | 24.554 | 23.743 | 31.630 | 1'40.725 | 247,0 | 9:03'41.880 |
| 3 | 20.284 | 24.361 | 23.553 | 31.563 | 1'39.761 | 258,6 | 9:05'21.641 |
| 4 | 20.192 | 24.229 | 23.438 | 31.611 | 1'39.470 | 256,2 | 9:07'01.111 |
| 5 | 20.378 | 24.136 | 23.357 | 31.568 | 1'39.439 | 247,0 | 9:08'40.550 |
| 6 | 29.324 | 26.919 | 23.663 | 32.060 | 1'51.966 | 270,7 | 9:10'32.516 |
| 7 | 20.339 | 24.226 | 23.427 | 31.737 | 1'39.729 | 263,5 | 9:12'12.245 |
| 8 | 20.141 | 24.210 | 23.695 | 32.157 | 1'40.203 | 259,8 | 9:13'52.448 |
| 9 | 22.475 | 31.046 | 24.585 | 32.087 | 1'50.193 | 259,2 | 9:15'42.641 |

| 15° 19 A. BAUTISTA (1'37.815) | | | | | | | |
|-------------------------------|---------------|---------------|---------------|---------------|-----------------|--------------|-------------|
| Lap | Seg.1 | Seg.2 | Seg.3 | Seg.4 | Lap Time | km/h | Local Time |
| 1 | | 26.069 | 24.259 | 31.665 | | | 9:02'06.101 |
| 2 | 20.156 | 24.115 | 23.444 | 31.018 | 1'38.733 | 268,7 | 9:03'44.834 |
| 3 | 19.915 | 23.873 | 23.206 | 30.953 | 1'37.947 | 259,2 | 9:05'22.781 |
| 4 | 19.921 | 23.859 | 23.244 | 31.178 | 1'38.202 | 267,4 | 9:07'00.983 |
| 5 | 19.786 | 23.893 | 23.143 | 31.138 | 1'37.960 | 265,4 | 9:08'38.943 |
| 6 | 19.676 | 23.847 | 23.204 | 31.088 | 1'37.815 | 272,0 | 9:10'16.758 |
| 7 | 24.061 | 24.353 | 23.287 | 31.268 | 1'42.969 | 276,1 | 9:11'59.727 |
| 8 | 19.735 | 23.803 | 23.193 | 31.090 | 1'37.821 | 265,4 | 9:13'37.548 |
| 9 | 19.754 | 23.900 | 23.316 | 31.192 | 1'38.162 | 268,0 | 9:15'15.710 |

| 20° 71 M. FERRARI (1'39.455) | | | | | | | |
|------------------------------|---------------|---------------|---------------|---------------|-----------------|--------------|-------------|
| Lap | Seg.1 | Seg.2 | Seg.3 | Seg.4 | Lap Time | km/h | Local Time |
| 1 | | 26.299 | 24.669 | 32.683 | | | 9:04'18.962 |
| 2 | 20.978 | 24.640 | 24.021 | 31.911 | 1'41.550 | 239,5 | 9:06'00.512 |
| 3 | 20.510 | 24.459 | 23.738 | 31.654 | 1'40.361 | 255,6 | 9:07'40.873 |
| 4 | 20.422 | 24.320 | 23.755 | 31.628 | 1'40.125 | 264,2 | 9:09'20.998 |
| 5 | 22.911 | 25.484 | 23.913 | 31.947 | 1'44.255 | 267,4 | 9:11'05.253 |
| 6 | 20.246 | 24.193 | 23.567 | 31.473 | 1'39.479 | 256,2 | 9:12'44.732 |
| 7 | 20.117 | 24.210 | 23.560 | 31.560 | 1'39.455 | 260,4 | 9:14'24.187 |
| 8 | 20.322 | 24.170 | 23.530 | 31.463 | 1'39.485 | 266,7 | 9:16'03.672 |

| 16° 36 L. MERCADO (1'38.126) | | | | | | | |
|------------------------------|---------------|---------------|---------------|---------------|-----------------|--------------|-------------|
| Lap | Seg.1 | Seg.2 | Seg.3 | Seg.4 | Lap Time | km/h | Local Time |
| 1 | | 26.327 | 24.486 | 31.792 | | | 9:02'06.732 |
| 2 | 20.185 | 24.039 | 23.731 | 31.370 | 1'39.325 | 256,8 | 9:03'46.057 |
| 3 | 20.012 | 23.755 | 23.416 | 31.438 | 1'38.621 | 268,0 | 9:05'24.678 |
| 4 | 19.989 | 23.821 | 23.571 | 31.188 | 1'38.569 | 255,6 | 9:07'03.247 |
| 5 | 19.813 | 23.797 | 23.540 | 31.221 | 1'38.371 | 264,2 | 9:08'41.618 |
| 6 | 22.271 | 25.331 | 26.017 | 31.319 | 1'44.938 | 274,0 | 9:10'26.556 |
| 7 | 19.969 | 23.823 | 23.474 | 31.249 | 1'38.515 | 259,8 | 9:12'05.071 |
| 8 | 19.984 | 23.678 | 23.338 | 31.126 | 1'38.126 | 267,4 | 9:13'43.197 |

| 21° 13 T. TAKAHASHI (1'40.585) | | | | | | | |
|--------------------------------|---------------|---------------|---------------|---------------|-----------------|--------------|-------------|
| Lap | Seg.1 | Seg.2 | Seg.3 | Seg.4 | Lap Time | km/h | Local Time |
| 1 | | 27.266 | 25.929 | 33.082 | | | 9:02'18.038 |
| 2 | 20.716 | 25.032 | 24.242 | 32.828 | 1'42.818 | 261,0 | 9:04'00.856 |
| 3 | 20.675 | 24.605 | 24.079 | 32.390 | 1'41.749 | 262,9 | 9:05'42.605 |
| 4 | 20.248 | 24.556 | 23.841 | 31.940 | 1'40.585 | 268,0 | 9:07'23.190 |
| 5 | 21.967 | 27.873 | 28.169 | 32.164 | 1'50.173 | 270,0 | 9:09'13.363 |
| 6 | 20.279 | 24.671 | 24.063 | 31.919 | 1'40.932 | 274,7 | 9:10'54.295 |
| 7 | 20.347 | 24.572 | 23.938 | 32.537 | 1'41.394 | 266,7 | 9:12'35.689 |
| 8 | 20.489 | 25.933 | 24.486 | 32.305 | 1'43.213 | 263,5 | 9:14'18.902 |
| 9 | 20.415 | 24.733 | 24.029 | 32.055 | 1'41.232 | 264,2 | 9:16'00.134 |

| 22° 84 L. CRESSON (1'41.754) | | | | | | | |
|------------------------------|-------|-------|-------|-------|----------|------|------------|
| Lap | Seg.1 | Seg.2 | Seg.3 | Seg.4 | Lap Time | km/h | Local Time |

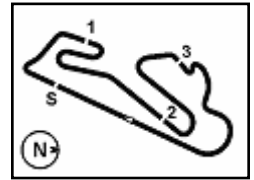
| 22° 84 L. CRESSON (1'41.754) | | | | | | | |
|------------------------------|-------|-------|-------|-------|----------|------|------------|
| Lap | Seg.1 | Seg.2 | Seg.3 | Seg.4 | Lap Time | km/h | Local Time |

18/10/2020 P = Pits In/Out - C = Lap Time Cancelled

These data/results cannot be reproduced, stored and/or transmitted in whole or in part by any manner of electronic, mechanical, photocopying, recording, broadcasting or otherwise now known or herein after developed without the previous express consent by the copyright owner, except for reproduction in daily press and regular printed publications on sale to the public within 60 days of the event related to those data/results and always provided that copyright symbol appears together as follows below.

© DORNA WSBK ORGANIZATION Srl 2020





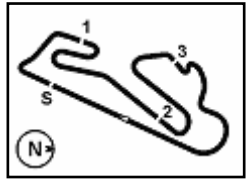
Pirelli Estoril Round, 16 - 18 October 2020
Chronological Analysis Warm Up

| | | | | | | | |
|---|---------------|---------------|---------------|---------------|-----------------|--------------|-------------|
| 1 | | 26.688 | 25.692 | 33.592 | | | 9:02'01.106 |
| 2 | 21.250 | 24.843 | 24.454 | 32.673 | 1'43.220 | 271,3 | 9:03'44.326 |
| 3 | 23.881 | 25.159 | 24.491 | 32.626 | 1'46.157 | 280,3 | 9:05'30.483 |
| 4 | 21.932 | 24.868 | 24.257 | 32.313 | 1'43.370 | 272,7 | 9:07'13.853 |
| 5 | 20.548 | 24.747 | 24.162 | 32.297 | 1'41.754 | 270,7 | 9:08'55.607 |
| 6 | 20.671 | 25.041 | 24.256 | 32.218 | 1'42.186 | 259,2 | 9:10'37.793 |
| 7 | 22.186 | 25.611 | 24.454 | 34.367 | 1'46.618 | 271,3 | 9:12'24.411 |
| 8 | 27.467 | 26.904 | 28.507 | 32.563 | 1'55.441 | 265,4 | 9:14'19.852 |
| 9 | 20.599 | 24.806 | 24.276 | 32.285 | 1'41.966 | 266,7 | 9:16'01.818 |

18/10/2020 P = Pits In/Out - C = Lap Time Cancelled

These data/results cannot be reproduced, stored and/or transmitted in whole or in part by any manner of electronic, mechanical, photocopying, recording, broadcasting or otherwise now known or herein after developed without the previous express consent by the copyright owner, except for reproduction in daily press and regular printed publications on sale to the public within 60 days of the event related to those data/results and always provided that copyright symbol appears together as follows below.

© DORNA WSBK ORGANIZATION Srl 2020



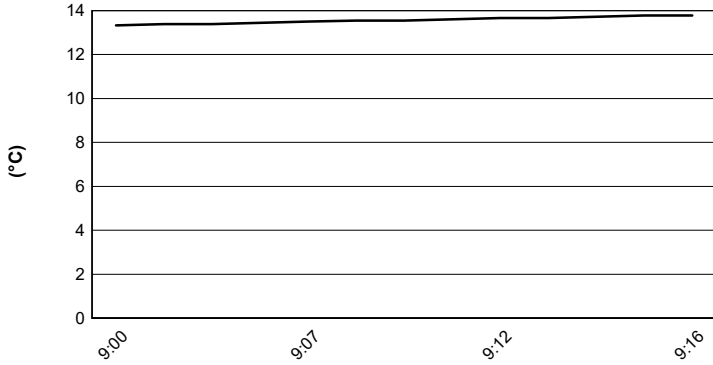
Circuito Estoril 4.182 m

Pirelli Estoril Round, 16 - 18 October 2020

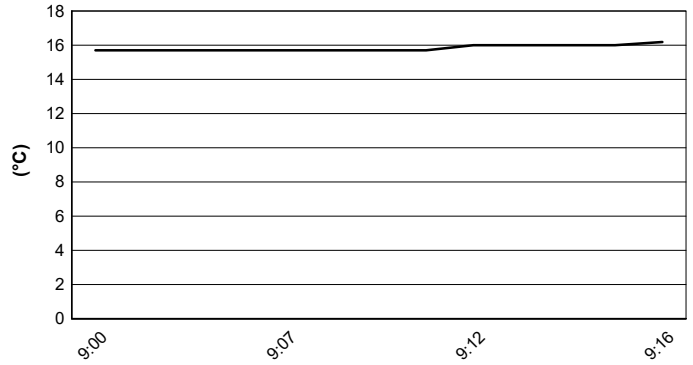
Weather Report Warm Up

Session started 09:00 - Session ended 9:17

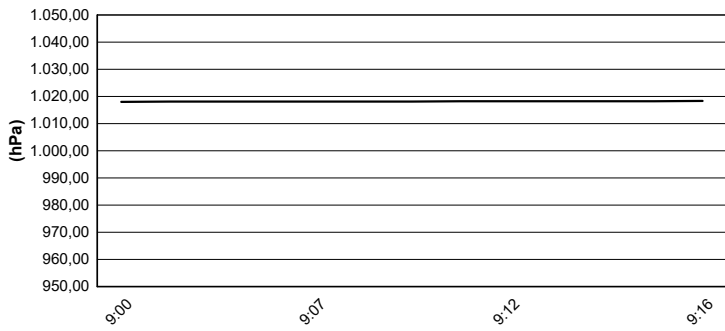
Air Temperature



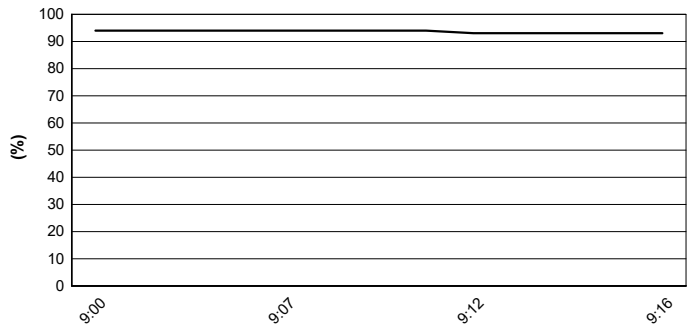
Track Temperature



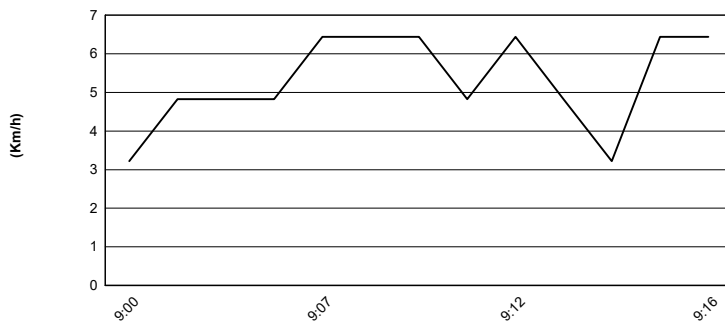
Air Pressure



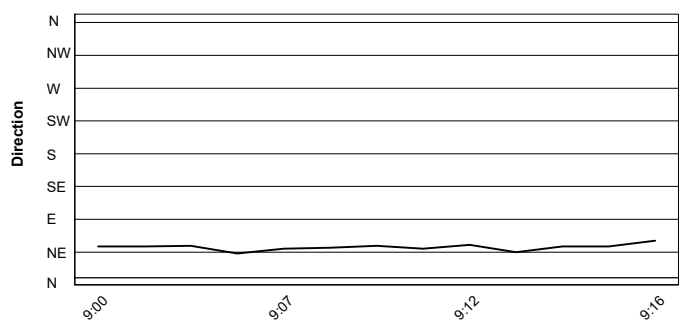
Humidity



Wind Speed



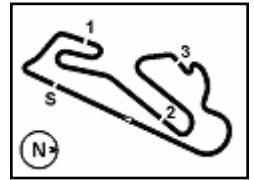
Wind Direction



18/10/2020

These data/results cannot be reproduced, stored and/or transmitted in whole or in part by any manner of electronic, mechanical, photocopying, recording, broadcasting or otherwise now known or herein after developed without the previous express consent by the copyright owner, except for reproduction in daily press and regular printed publications on sale to the public within 60 days of the event related to those data/results and always provided that copyright symbol appears together as follows below.

© DORNA WSBK ORGANIZATION Srl 2020



Circuito Estoril 4.182 m

Pirelli Estoril Round, 16 - 18 October 2020

Starting Grid - Tissot Superpole Race

10 Laps x 4,182 km = 41,820 km

| Pos | Number | Rider Name | Team | Time |
|-----|--------|-----------------|----------|----------|
| 1 | 54 | RAZGATLIOGLU T. | Yamaha | 1'36.154 |
| 2 | 91 | HASLAM L. | Honda | 1'36.856 |
| 3 | 31 | GERLOFF G. | Yamaha | 1'36.865 |
| 4 | 7 | DAVIES C. | Ducati | 1'36.891 |
| 5 | 21 | RINALDI M. | Ducati | 1'36.911 |
| 6 | 60 | VAN DER MARK M. | Yamaha | 1'36.947 |
| 7 | 22 | LOWES A. | Kawasaki | 1'37.028 |
| 8 | 19 | BAUTISTA A. | Honda | 1'37.042 |
| 9 | 12 | FORES X. | Kawasaki | 1'37.129 |
| 10 | 66 | SYKES T. | BMW | 1'37.159 |
| 11 | 94 | FOLGER J. | Yamaha | 1'37.175 |
| 12 | 76 | BAZ L. | Yamaha | 1'37.307 |
| 13 | 64 | CARICASULO F. | Yamaha | 1'37.481 |
| 14 | 50 | LAVERTY E. | BMW | 1'37.984 |
| 15 | 1 | REA J. | Kawasaki | 1'38.192 |
| 16 | 36 | MERCADO L. | Ducati | 1'38.367 |
| 17 | 71 | FERRARI M. | Ducati | 1'38.375 |
| 18 | 32 | MORAIS S. | Kawasaki | 1'38.379 |
| 19 | 13 | TAKAHASHI T. | Honda | 1'38.581 |
| 20 | 51 | GRANADO E. | Honda | 1'39.309 |
| 21 | 84 | CRESSON L. | Kawasaki | 1'40.967 |
| 22 | 45 | REDDING S. | Ducati | |

18/10/2020 The Race Director

These data/results cannot be reproduced, stored and/or transmitted in whole or in part by any manner of electronic, mechanical, photocopying, recording, broadcasting or otherwise now known or herein after developed without the previous express consent by the copyright owner, except for reproduction in daily press and regular printed publications on sale to the public within 60 days of the event related to those data/results and always provided that copyright symbol appears together as follows below.

© DORNA WSBK ORGANIZATION Srl 2020

FKR PERUGIA TIMING



Official Tyre Supplier



Official Timekeeper