

Pirelli Estoril Round, 16 - 18 October 2020

Results Race 1 - Red Flag

Laps 3 = 20,976 Km - Time of Race 6'15.492 - Avg. 201,106 km/h

| Pos | Grid | No. | Rider | Nat | Team | Bike | Class | LL | Int. | Gap | Rel. | Fastest Lap | Speed | Qualifying | Speed |
|--------------------------|------|-----|--------------------|-----|----------------------------------|------------------|-------|----|------|-----------|----------|-------------|-------|------------|-------|
| 1 | 1 | 55 | A. LOCATELLI | ITA | BARDAHL Evan Bros. WorldSSP Team | Yamaha YZF R6 | | 3 | I3 | | | 1'40.546 | 258,6 | 1'39.520 | 262,3 |
| 2 | 4 | 3 | R. DE ROSA | ITA | MV Agusta Reparto Corse | MV Agusta F3 675 | | 3 | I3 | 0.443 | 0.443 | 1'40.455 | 259,2 | 1'39.979 | 270,0 |
| 3 | 2 | 44 | L. MAHIAS | FRA | Kawasaki Puccetti Racing | Kawasaki ZX-6R | | 3 | I3 | 1.106 | 0.663 | 1'40.425 | 254,4 | 1'39.666 | 262,3 |
| 4 | 3 | 5 | P. OETTL | GER | Kawasaki Puccetti Racing | Kawasaki ZX-6R | | 3 | I3 | 1.415 | 0.309 | 1'40.381 | 263,5 | 1'39.829 | 268,0 |
| 5 | 7 | 81 | M. GONZALEZ | ESP | Kawasaki ParkinGO Team | Kawasaki ZX-6R | | 3 | I3 | 2.259 | 0.844 | 1'40.984 | 249,8 | 1'40.690 | 260,4 |
| 6 | 6 | 32 | I. VINALES | ESP | Kallio Racing | Yamaha YZF R6 | | 3 | I3 | 2.685 | 0.426 | 1'40.539 | 258,0 | 1'40.581 | 267,4 |
| 7 | 13 | 38 | H. SOOMER | EST | Kallio Racing | Yamaha YZF R6 | | 3 | I3 | 2.998 | 0.313 | 1'40.907 | 248,7 | 1'41.140 | 266,7 |
| 8 | 9 | 4 | S. ODENDAAL | RSA | EAB Ten Kate Racing | Yamaha YZF R6 | | 3 | I3 | 3.912 | 0.914 | 1'40.871 | 253,8 | 1'40.724 | 266,7 |
| 9 | 8 | 16 | J. CLUZEL | FRA | GMT94 Yamaha | Yamaha YZF R6 | | 3 | I3 | 4.346 | 0.434 | 1'41.615 | 247,0 | 1'40.694 | 258,6 |
| 10 | 14 | 94 | C. PEROLARI | FRA | GMT94 Yamaha | Yamaha YZF R6 | | 3 | I3 | 5.525 | 1.179 | 1'41.593 | 253,2 | 1'41.296 | 264,8 |
| 11 | 12 | 61 | C. ONCU | TUR | Turkish Racing Team | Kawasaki ZX-6R | | 3 | I3 | 6.323 | 0.798 | 1'41.400 | 254,4 | 1'40.984 | 258,6 |
| 12 | 15 | 47 | A. BASSANI | ITA | Soradis Yamaha Motoxrcing | Yamaha YZF R6 | * | 3 | I3 | 6.966 | 0.643 | 1'41.526 | 243,7 | 1'41.335 | 255,6 |
| 13 | 19 | 78 | H. OKUBO | JPN | Dynavolt Honda | Honda CBR600RR | | 3 | I3 | 10.450 | 3.484 | 1'42.483 | 235,9 | 1'42.087 | 245,9 |
| 14 | 17 | 34 | K. MANFREDI | ITA | Altogoo Racing Team | Yamaha YZF R6 | * | 3 | I3 | 10.702 | 0.252 | 1'42.757 | 236,9 | 1'41.609 | 262,3 |
| 15 | 23 | 9 | G. HENDRA PRATAMA | INA | bLU cRU WorldSSP by MS Racing | Yamaha YZF R6 | | 3 | I3 | 11.060 | 0.358 | 1'42.667 | 243,7 | 1'42.884 | 252,7 |
| 16 | 22 | 25 | A. VERDOIA | FRA | bLU cRU WorldSSP by MS Racing | Yamaha YZF R6 | | 3 | I3 | 11.139 | 0.079 | 1'42.848 | 242,1 | 1'42.586 | 252,7 |
| 17 | 18 | 12 | A. RUIZ CARRANZA | ESP | EMPERADOR Racing Team | Yamaha YZF R6 | * | 3 | I3 | 11.471 | 0.332 | 1'42.136 | 241,1 | 1'41.743 | 255,6 |
| 18 | 16 | 22 | F. FULIGNI | ITA | MV Agusta Reparto Corse | MV Agusta F3 675 | | 3 | I3 | 12.008 | 0.537 | 1'42.816 | 251,5 | 1'41.538 | 259,2 |
| 19 | 20 | 30 | G. VAN STRAALEN | NED | MPM Routz Racing Team | Yamaha YZF R6 | | 3 | I3 | 13.226 | 1.218 | 1'43.281 | 250,4 | 1'42.148 | 252,7 |
| 20 | 21 | 52 | P. HOBELSBERGER | GER | Dynavolt Honda | Honda CBR600RR | | 3 | I3 | 13.743 | 0.517 | 1'43.372 | 244,8 | 1'42.366 | 249,8 |
| 21 | 24 | 21 | V. FALCONE | FRA | OXXO Yamaha Team Toth | Yamaha YZF R6 | | 3 | I2 | 1 Sector | 1 Sector | 1'45.246 | 246,4 | 1'44.413 | 248,7 |
| 22 | 25 | 28 | V. DA SILVA BARROS | AGO | Palkalgar Yamaha - Evan Bros | Yamaha YZF R6 | | 3 | I2 | 1 Sector | 2.913 | 1'46.586 | 243,2 | 1'45.987 | 249,8 |
| 23 | 5 | 99 | D. WEBB | GBR | WRP Wepol Racing | Yamaha YZF R6 | | 3 | I1 | 2 Sectors | 1 Sector | 1'42.844 | 254,4 | 1'40.559 | 252,7 |
| -----Not Classified----- | | | | | | | | | | | | | | | |
| RET | 11 | 56 | P. SEBESTYEN | HUN | OXXO Yamaha Team Toth | Yamaha YZF R6 | | | 2 | | | 1'42.451 | 240,0 | 1'40.951 | 250,4 |
| RET | 10 | 98 | K. HANIKA | CZE | WRP Wepol Racing | Yamaha YZF R6 | | | 1 | | | | 236,9 | 1'40.852 | 259,8 |

| | | | | |
|-------|------------|-----|-------|------|
| AIR | Humidity: | 65% | Temp: | 18°C |
| TRACK | Condition: | Dry | Temp: | 30°C |

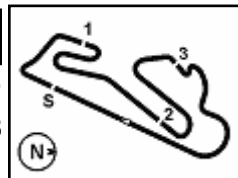
| | | | | | |
|------------------|----------------|-------|-------------|----------|-------------|
| Records | Pole (SP) | 2020 | A.Locatelli | 1'39.520 | 151,28 Km/h |
| | All Times (SP) | 2020 | A.Locatelli | 1'39.520 | 151,28 Km/h |
| Race Fastest Lap | (New Record) | Lap 3 | P.Oettl | 1'40.381 | 149,98 Km/h |

* WorldSSP Challenge

Start 17/10/2020 15:15 End 15:23 The results are provisional until the end of the time limit for protests and appeals and the completion of the technical checks.

These data/results cannot be reproduced, stored and/or transmitted in whole or in part by any manner of electronic, mechanical, photocopying, recording, broadcasting or otherwise now known or herein after developed without the previous express consent by the copyright owner, except for reproduction in daily press and regular printed publications on sale to the public within 60 days of the event related to those data/results and always provided that copyright symbol appears together as follows below.

© DORNA WSBK ORGANIZATION Srl 2020



Pirelli Estoril Round, 16 - 18 October 2020

Results Race 1 - Red Flag

Race Highlights

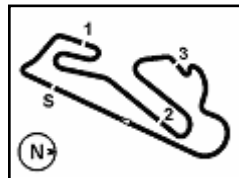
| Time | No. Rider | Description |
|----------|--------------|------------------------|
| 15.13.14 | | Warm-up Lap Start |
| 15.15.58 | | Start |
| 15.17.34 | | No Jump Start |
| 15.18.37 | 99 Webb | Crashed - Turn 3 |
| 15.18.37 | 98 Hanika | Crashed - Turn 3 |
| 15.18.47 | 99 Webb | Re-joined |
| 15.19.11 | 98 Hanika | Not Actively Competing |
| 15.21.16 | 56 Sebestyen | Crashed - Turn 13 |
| 15.21.53 | 56 Sebestyen | Not Actively Competing |
| 15.22.28 | | RED FLAG |
| 15.23.23 | | End Of Session |

Start End The results are provisional until the end of the time limit for protests and appeals
 17/10/2020 15:15 15:23 and the completion of the technical checks.

These data/results cannot be reproduced, stored and/or transmitted in whole or in part by any manner of electronic, mechanical, photocopying, recording, broadcasting or otherwise now known or herein after developed without the previous express consent by the copyright owner, except for reproduction in daily press and regular printed publications on sale to the public within 60 days of the event related to those data/results and always provided that copyright symbol appears together as follows below.

© DORNA WSBK ORGANIZATION Srl 2020





Circuito Estoril 4.182 m

Pirelli Estoril Round, 16 - 18 October 2020

Lap Chart Race 1 - Red Flag

| | Lap | | |
|----|-----|----|----|
| | 1 | 2 | 3 |
| 1 | 3 | 55 | 55 |
| 2 | 55 | 3 | 3 |
| 3 | 81 | 44 | 44 |
| 4 | 44 | 81 | 5 |
| 5 | 16 | 5 | 81 |
| 6 | 5 | 32 | 32 |
| 7 | 32 | 16 | 38 |
| 8 | 4 | 38 | 16 |
| 9 | 38 | 4 | 4 |
| 10 | 94 | 94 | 94 |
| 11 | 99 | 61 | 61 |
| 12 | 61 | 47 | 47 |
| 13 | 98 | 56 | 9 |
| 14 | 47 | 9 | 78 |
| 15 | 56 | 25 | 25 |
| 16 | 9 | 78 | 34 |
| 17 | 25 | 34 | 12 |
| 18 | 34 | 12 | 22 |
| 19 | 78 | 30 | 30 |
| 20 | 30 | 22 | 52 |
| 21 | 12 | 52 | 21 |
| 22 | 22 | 21 | 28 |
| 23 | 52 | 28 | 99 |
| 24 | 28 | 99 | |
| 25 | 21 | | |

17/10/2020

These data/results cannot be reproduced, stored and/or transmitted in whole or in part by any manner of electronic, mechanical, photocopying, recording, broadcasting or otherwise now known or herein after developed without the previous express consent by the copyright owner, except for reproduction in daily press and regular printed publications on sale to the public within 60 days of the event related to those data/results and always provided that copyright symbol appears together as follows below.

© DORNA WSBK ORGANIZATION Srl 2020

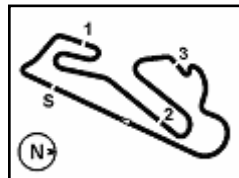
FICR PERUGIA TIMING



Official Tyre Supplier



Official Timekeeper



Pirelli Estoril Round, 16 - 18 October 2020

Lap Chart Race 1 - Red Flag

| Lap 1 | | | | | | | |
|-------|----|-------------------|----------|----|----|-------------------|--------|
| 1 | 3 | R.De Rosa | 1'45.851 | 21 | 21 | V.Falcone | 16.812 |
| 2 | 55 | A.Locatelli | 0.048 | 22 | 28 | V.Da Silva Barros | 19.348 |
| 3 | 81 | M.Gonzalez | 0.611 | 23 | 99 | D.Webb | 40.956 |
| 4 | 44 | L.Mahias | 0.680 | | | | |
| 5 | 16 | J.Cluzel | 1.359 | | | | |
| 6 | 5 | P.Oettl | 1.389 | | | | |
| 7 | 32 | I.Vinales | 1.534 | | | | |
| 8 | 4 | S.Odendaal | 1.950 | | | | |
| 9 | 38 | H.Soomer | 1.979 | | | | |
| 10 | 94 | C.Perolari | 2.310 | | | | |
| 11 | 99 | D.Webb | 2.609 | | | | |
| 12 | 61 | C.Oncu | 2.677 | | | | |
| 13 | 98 | K.Hanika | 3.021 | | | | |
| 14 | 47 | A.Bassani | 3.252 | | | | |
| 15 | 56 | P.Sebestyen | 3.403 | | | | |
| 16 | 9 | G.Hendra Pratama | 4.006 | | | | |
| 17 | 25 | A.Verdoia | 4.139 | | | | |
| 18 | 34 | K.Manfredi | 4.257 | | | | |
| 19 | 78 | H.Okubo | 4.524 | | | | |
| 20 | 30 | G.van Straalen | 5.211 | | | | |
| 21 | 12 | A.Ruiz Carranza | 5.559 | | | | |
| 22 | 22 | F.Fuligni | 5.590 | | | | |
| 23 | 52 | P.Hobelsberger | 5.886 | | | | |
| 24 | 28 | V.Da Silva Barros | 7.198 | | | | |
| 25 | 21 | V.Falcone | 7.453 | | | | |

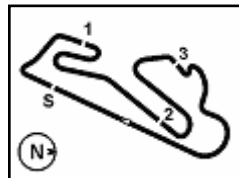
| Lap 2 | | | |
|-------|----|-------------------|----------|
| 1 | 55 | A.Locatelli | 3'26.501 |
| 2 | 3 | R.De Rosa | 0.366 |
| 3 | 44 | L.Mahias | 0.455 |
| 4 | 81 | M.Gonzalez | 1.205 |
| 5 | 5 | P.Oettl | 1.268 |
| 6 | 32 | I.Vinales | 2.299 |
| 7 | 16 | J.Cluzel | 2.324 |
| 8 | 38 | H.Soomer | 2.659 |
| 9 | 4 | S.Odendaal | 3.240 |
| 10 | 94 | C.Perolari | 3.627 |
| 11 | 61 | C.Oncu | 4.627 |
| 12 | 47 | A.Bassani | 4.921 |
| 13 | 56 | P.Sebestyen | 5.204 |
| 14 | 9 | G.Hendra Pratama | 6.023 |
| 15 | 25 | A.Verdoia | 6.337 |
| 16 | 78 | H.Okubo | 6.357 |
| 17 | 34 | K.Manfredi | 6.626 |
| 18 | 12 | A.Ruiz Carranza | 7.809 |
| 19 | 30 | G.van Straalen | 7.842 |
| 20 | 22 | F.Fuligni | 8.200 |
| 21 | 52 | P.Hobelsberger | 8.902 |
| 22 | 21 | V.Falcone | 12.112 |
| 23 | 28 | V.Da Silva Barros | 13.308 |
| 24 | 99 | D.Webb | 38.658 |

| Lap 3 | | | |
|-------|----|------------------|----------|
| 1 | 55 | A.Locatelli | 5'07.047 |
| 2 | 3 | R.De Rosa | 0.275 |
| 3 | 44 | L.Mahias | 0.905 |
| 4 | 5 | P.Oettl | 1.103 |
| 5 | 81 | M.Gonzalez | 1.643 |
| 6 | 32 | I.Vinales | 2.292 |
| 7 | 38 | H.Soomer | 3.020 |
| 8 | 16 | J.Cluzel | 3.433 |
| 9 | 4 | S.Odendaal | 3.565 |
| 10 | 94 | C.Perolari | 4.674 |
| 11 | 61 | C.Oncu | 5.481 |
| 12 | 47 | A.Bassani | 5.901 |
| 13 | 9 | G.Hendra Pratama | 8.357 |
| 14 | 78 | H.Okubo | 8.364 |
| 15 | 25 | A.Verdoia | 8.747 |
| 16 | 34 | K.Manfredi | 8.837 |
| 17 | 12 | A.Ruiz Carranza | 9.399 |
| 18 | 22 | F.Fuligni | 10.470 |
| 19 | 30 | G.van Straalen | 11.153 |
| 20 | 52 | P.Hobelsberger | 11.728 |

17/10/2020

These data/results cannot be reproduced, stored and/or transmitted in whole or in part by any manner of electronic, mechanical, photocopying, recording, broadcasting or otherwise now known or herein after developed without the previous express consent by the copyright owner, except for reproduction in daily press and regular printed publications on sale to the public within 60 days of the event related to those data/results and always provided that copyright symbol appears together as follows below.

© DORNA WSBK ORGANIZATION Srl 2020



Pirelli Estoril Round, 16 - 18 October 2020

Lap Chart Race 1 - Red Flag

Race Pace Comparison

| | 55 Loc | 3 DeR | 44 Mah | 5 Oet | 81 Gon | 32 Vin | 38 Soo | 4 Ode | 16 Clu | 94 Per | 61 Onc | 21 Fal | 28 DaS | 99 Web |
|---|-----------------|-----------------|-----------------|-----------------|-----------------|-----------------|-----------------|-----------------|-----------------|-----------------|-----------------|-----------------|-----------------|-----------------|
| 1 | 1'45.899 | 1'45.851 | 1'46.531 | 1'47.240 | 1'46.462 | 1'47.385 | 1'47.830 | 1'47.801 | 1'47.210 | 1'48.161 | 1'48.528 | 1'53.304 | 1'53.049 | 1'48.460 |
| 2 | 1'40.602 | 1'41.016 | 1'40.425 | 1'40.529 | 1'41.244 | 1'41.415 | 1'41.330 | 1'41.940 | 1'41.615 | 1'41.967 | 1'42.600 | 1'45.309 | 1'46.760 | 2'16.699 |
| 3 | 1'40.546 | 1'40.455 | 1'40.996 | 1'40.381 | 1'40.984 | 1'40.539 | 1'40.907 | 1'40.871 | 1'41.655 | 1'41.593 | 1'41.400 | 1'45.246 | 1'46.586 | 1'42.844 |

| | 47 Bas | 78 Oku | 34 Man | 9 Hen | 25 Ver | 12 Rui | 22 Ful | 30 vSr | 52 Hob | 56 Seb | 98 Han |
|---|-----------------|-----------------|-----------------|-----------------|-----------------|-----------------|-----------------|-----------------|-----------------|-----------------|----------|
| 1 | 1'49.103 | 1'50.375 | 1'50.108 | 1'49.857 | 1'49.990 | 1'51.410 | 1'51.441 | 1'51.062 | 1'51.737 | 1'49.254 | 1'48.872 |
| 2 | 1'42.319 | 1'42.483 | 1'43.019 | 1'42.667 | 1'42.848 | 1'42.900 | 1'43.260 | 1'43.281 | 1'43.666 | 1'42.451 | |
| 3 | 1'41.526 | 1'42.553 | 1'42.757 | 1'42.880 | 1'42.956 | 1'42.136 | 1'42.816 | 1'43.857 | 1'43.372 | | |

17/10/2020

These data/results cannot be reproduced, stored and/or transmitted in whole or in part by any manner of electronic, mechanical, photocopying, recording, broadcasting or otherwise now known or herein after developed without the previous express consent by the copyright owner, except for reproduction in daily press and regular printed publications on sale to the public within 60 days of the event related to those data/results and always provided that copyright symbol appears together as follows below.

© DORNA WSBK ORGANIZATION Srl 2020

FICR PERUGIA TIMING



Official Tyre Supplier



Official Timekeeper

Pirelli Estoril Round, 16 - 18 October 2020

Best Sectors & Speed Race 1 - Red Flag

| RESULTS | | | LL | Int. |
|---------|-----------------------|------------------|----|------|
| 1 | 55 A. LOCATELLI | Yamaha YZF R6 | 3 | I3 |
| 2 | 3 R. DE ROSA | MV Agusta F3 675 | 3 | I3 |
| 3 | 44 L. MAHIAS | Kawasaki ZX-6R | 3 | I3 |
| 4 | 5 P. OETTL | Kawasaki ZX-6R | 3 | I3 |
| 5 | 81 M. GONZALEZ | Kawasaki ZX-6R | 3 | I3 |
| 6 | 32 I. VINALES | Yamaha YZF R6 | 3 | I3 |
| 7 | 38 H. SOOMER | Yamaha YZF R6 | 3 | I3 |
| 8 | 4 S. ODENDAAL | Yamaha YZF R6 | 3 | I3 |
| 9 | 16 J. CLUZEL | Yamaha YZF R6 | 3 | I3 |
| 10 | 94 C. PEROLARI | Yamaha YZF R6 | 3 | I3 |
| 11 | 61 C. ONCU | Kawasaki ZX-6R | 3 | I3 |
| 12 | 47 A. BASSANI | Yamaha YZF R6 | 3 | I3 |
| 13 | 78 H. OKUBO | Honda CBR600RR | 3 | I3 |
| 14 | 34 K. MANFREDI | Yamaha YZF R6 | 3 | I3 |
| 15 | 9 G. HENDRA PRATAMA | Yamaha YZF R6 | 3 | I3 |
| 16 | 25 A. VERDOIA | Yamaha YZF R6 | 3 | I3 |
| 17 | 12 A. RUIZ CARRANZA | Yamaha YZF R6 | 3 | I3 |
| 18 | 22 F. FULIGNI | MV Agusta F3 675 | 3 | I3 |
| 19 | 30 G. VAN STRAALEN | Yamaha YZF R6 | 3 | I3 |
| 20 | 52 P. HOBELSBERGER | Honda CBR600RR | 3 | I3 |
| 21 | 21 V. FALCONE | Yamaha YZF R6 | 3 | I2 |
| 22 | 28 V. DA SILVA BARROS | Yamaha YZF R6 | 3 | I2 |
| 23 | 99 D. WEBB | Yamaha YZF R6 | 3 | I1 |
| RET | 56 P. SEBESTYEN | Yamaha YZF R6 | 2 | |
| RET | 98 K. HANIKA | Yamaha YZF R6 | 1 | |

| SPEED | | |
|-------|-----------------------|------------------------|
| 1 | 5 P. OETTL | Kawasaki ZX-6R 263,5 |
| 2 | 3 R. DE ROSA | MV Agusta F3 675 259,2 |
| 3 | 55 A. LOCATELLI | Yamaha YZF R6 258,6 |
| 4 | 32 I. VINALES | Yamaha YZF R6 258,0 |
| 5 | 61 C. ONCU | Kawasaki ZX-6R 254,4 |
| 6 | 44 L. MAHIAS | Kawasaki ZX-6R 254,4 |
| 7 | 99 D. WEBB | Yamaha YZF R6 254,4 |
| 8 | 4 S. ODENDAAL | Yamaha YZF R6 253,8 |
| 9 | 94 C. PEROLARI | Yamaha YZF R6 253,2 |
| 10 | 22 F. FULIGNI | MV Agusta F3 675 251,5 |
| 11 | 30 G. VAN STRAALEN | Yamaha YZF R6 250,4 |
| 12 | 81 M. GONZALEZ | Kawasaki ZX-6R 249,8 |
| 13 | 38 H. SOOMER | Yamaha YZF R6 248,7 |
| 14 | 16 J. CLUZEL | Yamaha YZF R6 247,0 |
| 15 | 21 V. FALCONE | Yamaha YZF R6 246,4 |
| 16 | 52 P. HOBELSBERGER | Honda CBR600RR 244,8 |
| 17 | 47 A. BASSANI | Yamaha YZF R6 243,7 |
| 18 | 9 G. HENDRA PRATAMA | Yamaha YZF R6 243,7 |
| 19 | 28 V. DA SILVA BARROS | Yamaha YZF R6 243,2 |
| 20 | 25 A. VERDOIA | Yamaha YZF R6 242,1 |
| 21 | 12 A. RUIZ CARRANZA | Yamaha YZF R6 241,1 |
| 22 | 56 P. SEBESTYEN | Yamaha YZF R6 240,0 |
| 23 | 98 K. HANIKA | Yamaha YZF R6 236,9 |
| 24 | 34 K. MANFREDI | Yamaha YZF R6 236,9 |
| 25 | 78 H. OKUBO | Honda CBR600RR 235,9 |

| SEG. 1 | | SEG. 2 | | SEG. 3 | | SEG. 4 | |
|--------|------------------------------|--------|------------------------------|--------|------------------------------|--------|------------------------------|
| 1 | 55 A. LOCATELLI 20.405 | 1 | 32 I. VINALES 24.479 | 1 | 38 H. SOOMER 23.331 | 1 | 44 L. MAHIAS 31.711 |
| 2 | 5 P. OETTL 20.438 | 2 | 38 H. SOOMER 24.482 | 2 | 55 A. LOCATELLI 23.345 | 2 | 5 P. OETTL 31.748 |
| 3 | 4 S. ODENDAAL 20.506 | 3 | 3 R. DE ROSA 24.524 | 3 | 3 R. DE ROSA 23.409 | 3 | 55 A. LOCATELLI 31.850 |
| 4 | 3 R. DE ROSA 20.529 | 4 | 44 L. MAHIAS 24.574 | 4 | 44 L. MAHIAS 23.433 | 4 | 32 I. VINALES 31.853 |
| 5 | 44 L. MAHIAS 20.553 | 5 | 5 P. OETTL 24.592 | 5 | 5 P. OETTL 23.480 | 5 | 3 R. DE ROSA 31.864 |
| 6 | 38 H. SOOMER 20.610 | 6 | 16 J. CLUZEL 24.627 | 6 | 81 M. GONZALEZ 23.487 | 6 | 81 M. GONZALEZ 31.906 |
| 7 | 32 I. VINALES 20.622 | 7 | 81 M. GONZALEZ 24.643 | 7 | 4 S. ODENDAAL 23.512 | 7 | 4 S. ODENDAAL 31.958 |
| 8 | 94 C. PEROLARI 20.728 | 8 | 94 C. PEROLARI 24.682 | 8 | 61 C. ONCU 23.578 | 8 | 38 H. SOOMER 32.027 |
| 9 | 81 M. GONZALEZ 20.790 | 9 | 55 A. LOCATELLI 24.695 | 9 | 32 I. VINALES 23.585 | 9 | 47 A. BASSANI 32.053 |
| 10 | 61 C. ONCU 20.850 | 10 | 4 S. ODENDAAL 24.740 | 10 | 94 C. PEROLARI 23.708 | 10 | 78 H. OKUBO 32.093 |
| 11 | 99 D. WEBB 20.851 | 11 | 61 C. ONCU 24.795 | 11 | 16 J. CLUZEL 23.749 | 11 | 61 C. ONCU 32.106 |
| 12 | 16 J. CLUZEL 20.887 | 12 | 47 A. BASSANI 24.809 | 12 | 47 A. BASSANI 23.764 | 12 | 56 P. SEBESTYEN 32.109 |
| 13 | 47 A. BASSANI 20.888 | 13 | 56 P. SEBESTYEN 24.844 | 13 | 22 F. FULIGNI 23.891 | 13 | 16 J. CLUZEL 32.124 |
| 14 | 22 F. FULIGNI 20.918 | 14 | 12 A. RUIZ CARRANZA 24.876 | 14 | 98 K. HANIKA 23.902 | 14 | 34 K. MANFREDI 32.190 |
| 15 | 56 P. SEBESTYEN 21.013 | 15 | 9 G. HENDRA PRATAMA 24.944 | 15 | 34 K. MANFREDI 23.941 | 15 | 12 A. RUIZ CARRANZA 32.208 |
| 16 | 12 A. RUIZ CARRANZA 21.013 | 16 | 34 K. MANFREDI 24.958 | 16 | 56 P. SEBESTYEN 23.944 | 16 | 94 C. PEROLARI 32.222 |
| 17 | 25 A. VERDOIA 21.026 | 17 | 25 A. VERDOIA 24.972 | 17 | 78 H. OKUBO 24.025 | 17 | 9 G. HENDRA PRATAMA 32.264 |
| 18 | 98 K. HANIKA 21.042 | 18 | 78 H. OKUBO 25.031 | 18 | 99 D. WEBB 24.032 | 18 | 98 K. HANIKA 32.386 |
| 19 | 9 G. HENDRA PRATAMA 21.058 | 19 | 99 D. WEBB 25.088 | 19 | 12 A. RUIZ CARRANZA 24.039 | 19 | 25 A. VERDOIA 32.395 |
| 20 | 34 K. MANFREDI 21.108 | 20 | 22 F. FULIGNI 25.144 | 20 | 52 P. HOBELSBERGER 24.076 | 20 | 99 D. WEBB 32.437 |
| 21 | 30 G. VAN STRAALEN 21.138 | 21 | 30 G. VAN STRAALEN 25.218 | 21 | 25 A. VERDOIA 24.083 | 21 | 22 F. FULIGNI 32.498 |
| 22 | 52 P. HOBELSBERGER 21.149 | 22 | 52 P. HOBELSBERGER 25.235 | 22 | 9 G. HENDRA PRATAMA 24.101 | 22 | 30 G. VAN STRAALEN 32.577 |
| 23 | 78 H. OKUBO 21.155 | 23 | 21 V. FALCONE 25.453 | 23 | 30 G. VAN STRAALEN 24.162 | 23 | 52 P. HOBELSBERGER 32.696 |
| 24 | 21 V. FALCONE 21.502 | 24 | 28 V. DA SILVA BARROS 25.758 | 24 | 21 V. FALCONE 24.577 | 24 | 21 V. FALCONE 33.292 |
| 25 | 28 V. DA SILVA BARROS 21.687 | 25 | 98 K. HANIKA 25.963 | 25 | 28 V. DA SILVA BARROS 24.908 | 25 | 28 V. DA SILVA BARROS 33.429 |

17/10/2020

These data/results cannot be reproduced, stored and/or transmitted in whole or in part by any manner of electronic, mechanical, photocopying, recording, broadcasting or otherwise now known or herein after developed without the previous express consent by the copyright owner, except for reproduction in daily press and regular printed publications on sale to the public within 60 days of the event related to those data/results and always provided that copyright symbol appears together as follows below.

© DORNA WSBK ORGANIZATION Srl 2020

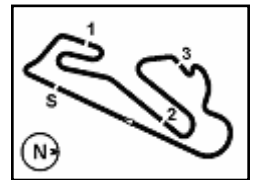
FICR PERUGIA TIMING



Official Tyre Supplier



Official Timekeeper



Pirelli Estoril Round, 16 - 18 October 2020

Chronological Analysis Race 1 - Red Flag

Circuito Estoril 4.182 m

Start at 15:15'54.998

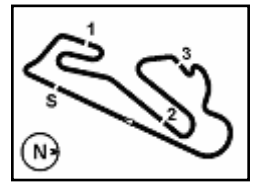
1 / 2

| 1° 55 A. LOCATELLI (1'40.546) | | | | | | | | 11° 61 C. ONCU (1'41.400) | | | | | | | | |
|---------------------------------------|---------------|---------------|---------------|---------------|-----------------|--------------|--------------|---------------------------------------|---------------|---------------|---------------|---------------|-----------------|--------------|--------------|--------------|
| Lap | Seg.1 | Seg.2 | Seg.3 | Seg.4 | Lap Time | km/h | Local Time | Lap | Seg.1 | Seg.2 | Seg.3 | Seg.4 | Lap Time | km/h | Local Time | |
| 1 | | 24.745 | 24.114 | 32.050 | 1'45.899 | 200,7 | 15:17'40.897 | 1 | | | 25.679 | 23.909 | 32.281 | 1'48.528 | 201,8 | 15:17'43.526 |
| 2 | 20.506 | 24.750 | 23.496 | 31.850 | 1'40.602 | 256,2 | 15:19'21.499 | 2 | 21.349 | 25.440 | 23.705 | 32.106 | 1'42.600 | 239,5 | 15:19'26.126 | |
| 3 | 20.494 | 24.709 | 23.414 | 31.929 | 1'40.546 | 258,6 | 15:21'02.045 | 3 | 20.869 | 24.798 | 23.578 | 32.155 | 1'41.400 | 254,4 | 15:21'07.526 | |
| Last Passing Point I3 at 15:22'10.490 | | | | | | | | Last Passing Point I3 at 15:22'16.813 | | | | | | | | |
| 2° 3 R. DE ROSA (1'40.455) | | | | | | | | 12° 47 A. BASSANI (1'41.526) | | | | | | | | |
| 1 | | 24.747 | 23.657 | 32.189 | 1'45.851 | 204,8 | 15:17'40.849 | 1 | | 25.542 | 24.234 | 32.262 | 1'49.103 | 212,3 | 15:17'44.101 | |
| 2 | 20.879 | 24.628 | 23.576 | 31.933 | 1'41.016 | 249,2 | 15:19'21.865 | 2 | 21.207 | 25.151 | 23.829 | 32.132 | 1'42.319 | 236,4 | 15:19'26.420 | |
| 3 | 20.529 | 24.524 | 23.538 | 31.864 | 1'40.455 | 259,2 | 15:21'02.320 | 3 | 20.896 | 24.809 | 23.768 | 32.053 | 1'41.526 | 243,7 | 15:21'07.946 | |
| Last Passing Point I3 at 15:22'10.933 | | | | | | | | Last Passing Point I3 at 15:22'17.456 | | | | | | | | |
| 3° 44 L. MAHIAS (1'40.425) | | | | | | | | 13° 78 H. OKUBO (1'42.483) | | | | | | | | |
| 1 | | 24.977 | 23.836 | 31.979 | 1'46.531 | 199,9 | 15:17'41.529 | 1 | | 25.683 | 24.597 | 32.334 | 1'50.375 | 207,8 | 15:17'45.373 | |
| 2 | 20.553 | 24.574 | 23.587 | 31.711 | 1'40.425 | 252,1 | 15:19'21.954 | 2 | 21.256 | 25.109 | 24.025 | 32.093 | 1'42.483 | 225,3 | 15:19'27.856 | |
| 3 | 20.766 | 24.609 | 23.694 | 31.927 | 1'40.996 | 247,0 | 15:21'02.950 | 3 | 21.155 | 25.049 | 24.038 | 32.311 | 1'42.553 | 235,9 | 15:21'10.409 | |
| Last Passing Point I3 at 15:22'11.596 | | | | | | | | Last Passing Point I3 at 15:22'20.940 | | | | | | | | |
| 4° 5 P. OETTL (1'40.381) | | | | | | | | 14° 34 K. MANFREDI (1'42.757) | | | | | | | | |
| 1 | | 25.051 | 24.004 | 32.180 | 1'47.240 | 198,5 | 15:17'42.238 | 1 | | 25.945 | 24.458 | 32.300 | 1'50.108 | 210,6 | 15:17'45.106 | |
| 2 | 20.523 | 24.592 | 23.666 | 31.748 | 1'40.529 | 252,1 | 15:19'22.767 | 2 | 21.258 | 25.179 | 24.392 | 32.190 | 1'43.019 | 234,9 | 15:19'28.125 | |
| 3 | 20.438 | 24.653 | 23.491 | 31.799 | 1'40.381 | 263,5 | 15:21'03.148 | 3 | 21.108 | 24.958 | 24.183 | 32.508 | 1'42.757 | 236,9 | 15:21'10.882 | |
| Last Passing Point I3 at 15:22'11.905 | | | | | | | | Last Passing Point I3 at 15:22'21.192 | | | | | | | | |
| 5° 81 M. GONZALEZ (1'40.984) | | | | | | | | 15° 9 G. HENDRA PRATAMA (1'42.667) | | | | | | | | |
| 1 | | 24.942 | 23.775 | 32.248 | 1'46.462 | 202,5 | 15:17'41.460 | 1 | | 25.725 | 24.749 | 32.313 | 1'49.857 | 217,3 | 15:17'44.855 | |
| 2 | 20.925 | 24.700 | 23.713 | 31.906 | 1'41.244 | 243,2 | 15:19'22.704 | 2 | 21.267 | 24.944 | 24.192 | 32.264 | 1'42.667 | 234,9 | 15:19'27.522 | |
| 3 | 20.896 | 24.643 | 23.487 | 31.958 | 1'40.984 | 244,3 | 15:21'03.688 | 3 | 21.058 | 25.043 | 24.152 | 32.627 | 1'42.880 | 243,7 | 15:21'10.402 | |
| Last Passing Point I3 at 15:22'12.749 | | | | | | | | Last Passing Point I3 at 15:22'21.550 | | | | | | | | |
| 6° 32 I. VINALES (1'40.539) | | | | | | | | 16° 25 A. VERDOIA (1'42.848) | | | | | | | | |
| 1 | | 25.015 | 23.973 | 32.129 | 1'47.385 | 200,7 | 15:17'42.383 | 1 | | 25.779 | 24.478 | 32.395 | 1'49.990 | 213,9 | 15:17'44.988 | |
| 2 | 20.837 | 24.743 | 23.808 | 32.027 | 1'41.415 | 231,9 | 15:19'23.798 | 2 | 21.266 | 25.013 | 24.128 | 32.441 | 1'42.848 | 231,9 | 15:19'27.836 | |
| 3 | 20.622 | 24.479 | 23.585 | 31.853 | 1'40.539 | 258,0 | 15:21'04.337 | 3 | 21.026 | 24.972 | 24.404 | 32.554 | 1'42.956 | 242,1 | 15:21'10.792 | |
| Last Passing Point I3 at 15:22'13.175 | | | | | | | | Last Passing Point I3 at 15:22'21.629 | | | | | | | | |
| 7° 38 H. SOOMER (1'40.907) | | | | | | | | 17° 12 A. RUIZ CARRANZA (1'42.136) | | | | | | | | |
| 1 | | 25.271 | 23.958 | 32.202 | 1'47.830 | 208,2 | 15:17'42.828 | 1 | | 25.678 | 24.659 | 32.862 | 1'51.410 | 202,9 | 15:17'46.408 | |
| 2 | 20.906 | 24.581 | 23.587 | 32.256 | 1'41.330 | 239,0 | 15:19'24.158 | 2 | 21.155 | 25.080 | 24.243 | 32.422 | 1'42.900 | 238,4 | 15:19'29.308 | |
| 3 | 20.743 | 24.590 | 23.547 | 32.027 | 1'40.907 | 248,7 | 15:21'05.065 | 3 | 21.013 | 24.876 | 24.039 | 32.208 | 1'42.136 | 240,5 | 15:21'11.444 | |
| Last Passing Point I3 at 15:22'13.488 | | | | | | | | Last Passing Point I3 at 15:22'21.961 | | | | | | | | |
| 8° 4 S. ODENDAAL (1'40.871) | | | | | | | | 18° 22 F. FULIGNI (1'42.816) | | | | | | | | |
| 1 | | 24.938 | 23.970 | 32.369 | 1'47.801 | 198,1 | 15:17'42.799 | 1 | | 26.062 | 24.561 | 32.979 | 1'51.441 | 210,2 | 15:17'46.439 | |
| 2 | 21.297 | 24.755 | 23.915 | 31.973 | 1'41.940 | 232,9 | 15:19'24.739 | 2 | 21.325 | 25.171 | 24.266 | 32.498 | 1'43.260 | 236,4 | 15:19'29.699 | |
| 3 | 20.649 | 24.740 | 23.524 | 31.958 | 1'40.871 | 253,8 | 15:21'05.610 | 3 | 21.135 | 25.144 | 23.986 | 32.551 | 1'42.816 | 242,1 | 15:21'12.515 | |
| Last Passing Point I3 at 15:22'14.402 | | | | | | | | Last Passing Point I3 at 15:22'22.498 | | | | | | | | |
| 9° 16 J. CLUZEL (1'41.615) | | | | | | | | 19° 30 G. VAN STRAALEN (1'43.281) | | | | | | | | |
| 1 | | 25.194 | 24.011 | 32.270 | 1'47.210 | 203,6 | 15:17'42.208 | 1 | | 26.115 | 24.573 | 32.857 | 1'51.062 | 213,1 | 15:17'46.060 | |
| 2 | 20.949 | 24.694 | 23.758 | 32.214 | 1'41.615 | 235,4 | 15:19'23.823 | 2 | 21.280 | 25.221 | 24.203 | 32.577 | 1'43.281 | 238,4 | 15:19'29.341 | |
| 3 | 20.894 | 24.627 | 24.010 | 32.124 | 1'41.655 | 241,1 | 15:21'05.478 | 3 | 21.333 | 25.660 | 24.183 | 32.681 | 1'43.857 | 235,9 | 15:21'13.198 | |
| Last Passing Point I3 at 15:22'14.836 | | | | | | | | Last Passing Point I3 at 15:22'23.716 | | | | | | | | |
| 10° 94 C. PEROLARI (1'41.593) | | | | | | | | 20° 52 P. HOBELSBERGER (1'43.372) | | | | | | | | |
| 1 | | 25.063 | 24.013 | 32.222 | 1'48.161 | 204,4 | 15:17'43.159 | 1 | | 26.027 | 24.703 | 32.855 | 1'51.737 | 206,7 | 15:17'46.735 | |
| 2 | 21.095 | 24.735 | 23.912 | 32.225 | 1'41.967 | 242,1 | 15:19'25.126 | 2 | 21.405 | 25.300 | 24.265 | 32.696 | 1'43.666 | 236,9 | 15:19'30.401 | |
| 3 | 20.902 | 24.682 | 23.708 | 32.301 | 1'41.593 | 242,6 | 15:21'06.719 | 3 | 21.192 | 25.251 | 24.200 | 32.729 | 1'43.372 | 243,2 | 15:21'13.773 | |
| Last Passing Point I3 at 15:22'16.015 | | | | | | | | Last Passing Point I3 at 15:22'24.233 | | | | | | | | |

17/10/2020 P = Pits In/Out - C = Lap Time Cancelled

These data/results cannot be reproduced, stored and/or transmitted in whole or in part by any manner of electronic, mechanical, photocopying, recording, broadcasting or otherwise now known or herein after developed without the previous express consent by the copyright owner, except for reproduction in daily press and regular printed publications on sale to the public within 60 days of the event related to those data/results and always provided that copyright symbol appears together as follows below.

© DORNA WSBK ORGANIZATION Srl 2020



Pirelli Estoril Round, 16 - 18 October 2020

Chronological Analysis Race 1 - Red Flag

Start at 15:15'54.998

| 21° 21 V. FALCONE (1'45.246) | | | | | | | |
|------------------------------|---------------|--------|---------------|---------------|-----------------|-------|--------------|
| Lap | Seg.1 | Seg.2 | Seg.3 | Seg.4 | Lap Time | km/h | Local Time |
| 1 | | 26.288 | 25.118 | 33.292 | 1'53.304 | 208,2 | 15:17'48.302 |
| 2 | 21.622 | 25.608 | 24.577 | 33.502 | 1'45.309 | 238,4 | 15:19'33.611 |
| 3 | 21.502 | 25.465 | 24.814 | 33.465 | 1'45.246 | 245,9 | 15:21'18.857 |

Last Passing Point I2 at 15:22'05.925

| 22° 28 V. DA SILVA BARROS (1'46.586) | | | | | | | |
|--------------------------------------|--------|--------|---------------|---------------|-----------------|-------|--------------|
| Lap | Seg.1 | Seg.2 | Seg.3 | Seg.4 | Lap Time | km/h | Local Time |
| 1 | | 26.003 | 25.093 | 33.429 | 1'53.049 | 209,8 | 15:17'48.047 |
| 2 | 21.806 | 26.377 | 24.908 | 33.669 | 1'46.760 | 232,4 | 15:19'34.807 |
| 3 | 22.035 | 26.019 | 24.911 | 33.621 | 1'46.586 | 233,4 | 15:21'21.393 |

Last Passing Point I2 at 15:22'08.838

| 23° 99 D. WEBB (1'42.844) | | | | | | | |
|---------------------------|--------|---------------|---------------|---------------|-----------------|-------|--------------|
| Lap | Seg.1 | Seg.2 | Seg.3 | Seg.4 | Lap Time | km/h | Local Time |
| 1 | | 25.609 | 24.162 | 32.437 | 1'48.460 | 204,8 | 15:17'43.458 |
| 2 | 20.993 | 58.537 | 24.468 | 32.701 | 2'16.699 | 242,6 | 15:20'00.157 |
| 3 | 21.010 | 25.088 | 24.032 | 32.714 | 1'42.844 | 251,5 | 15:21'43.001 |

Last Passing Point I1 at 15:22'03.852

| RET 56 P. SEBESTYEN (1'42.451) | | | | | | | |
|--------------------------------|--------|--------|--------|---------------|-----------------|-------|--------------|
| Lap | Seg.1 | Seg.2 | Seg.3 | Seg.4 | Lap Time | km/h | Local Time |
| 1 | | 25.707 | 24.223 | 32.109 | 1'49.254 | 207,5 | 15:17'44.252 |
| 2 | 21.114 | 25.227 | 23.979 | 32.131 | 1'42.451 | 235,9 | 15:19'26.703 |

Last Passing Point I3 at 15:20'36.504

| RET 98 K. HANIKA | | | | | | | |
|------------------|-------|---------------|---------------|---------------|----------|-------|--------------|
| Lap | Seg.1 | Seg.2 | Seg.3 | Seg.4 | Lap Time | km/h | Local Time |
| 1 | | 25.963 | 23.902 | 32.386 | 1'48.872 | 206,7 | 15:17'43.870 |

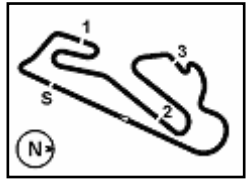
Last Passing Point I1 at 15:18'04.912

17/10/2020 P = Pits In/Out - C = Lap Time Cancelled

These data/results cannot be reproduced, stored and/or transmitted in whole or in part by any manner of electronic, mechanical, photocopying, recording, broadcasting or otherwise now known or herein after developed without the previous express consent by the copyright owner, except for reproduction in daily press and regular printed publications on sale to the public within 60 days of the event related to those data/results and always provided that copyright symbol appears together as follows below.

© DORNA WSBK ORGANIZATION Srl 2020






Pirelli Estoril Round, 16 - 18 October 2020

Weather Report Race 1 - Red Flag

Session started 15:16 - Session ended 15:23


Air Temperature




Track Temperature



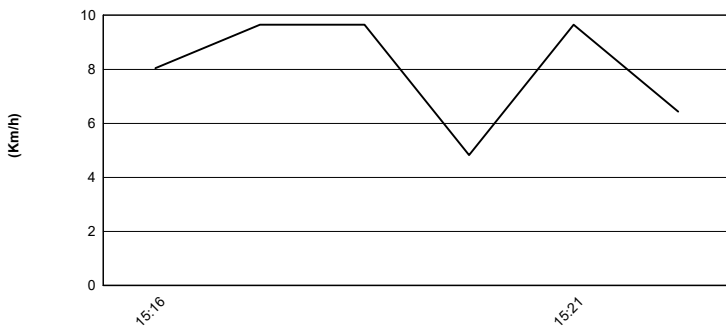
Air Pressure



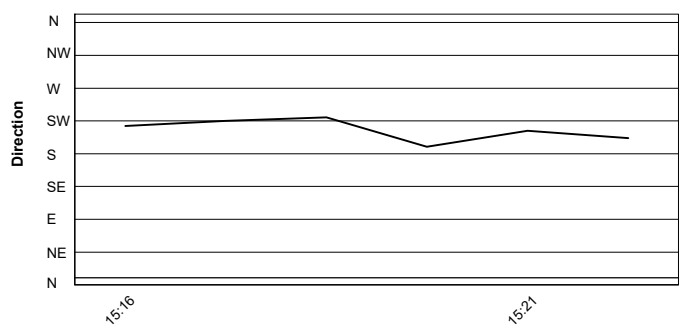
Humidity



Wind Speed



Wind Direction

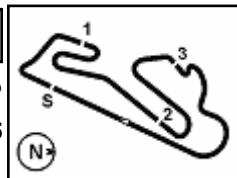


17/10/2020

These data/results cannot be reproduced, stored and/or transmitted in whole or in part by any manner of electronic, mechanical, photocopying, recording, broadcasting or otherwise now known or herein after developed without the previous express consent by the copyright owner, except for reproduction in daily press and regular printed publications on sale to the public within 60 days of the event related to those data/results and always provided that copyright symbol appears together as follows below.

© DORNA WSBK ORGANIZATION Srl 2020




Pirelli Estoril Round, 16 - 18 October 2020
Best Lap & Speed

| No. | Rider Bike | Nat | Best Lap | | FP1 | | FP2 | | FP3 | | SP | | RC1 | |
|-----|---|-----|-----------------|----------|----------|-----------------|----------|-----------------|-----------------|-----------------|-----------------|-----------------|-----------------|---------|
| | | | LL | SPD | LL | SPD | LL | SPD | LL | SPD | LL | SPD | LL | SPD |
| 1 | 55 A. LOCATELLI Yamaha YZF R6 | ITA | 1'39.520 | 56 262,2 | 1'41.947 | 18 256,7 | 1'41.398 | 16 259,8 | 1'40.690 | 10 261,0 | 1'39.520 | 9 262,2 | 1'40.546 | 3 258,5 |
| 2 | 44 L. MAHIAS Kawasaki ZX-6R | FRA | 1'39.666 | 53 264,1 | 1'41.193 | 14 263,5 | 1'40.863 | 18 264,1 | 1'40.961 | 9 261,6 | 1'39.666 | 9 262,2 | 1'40.425 | 3 254,4 |
| 3 | 5 P. OETTL Kawasaki ZX-6R | GER | 1'39.829 | 55 268,0 | 1'41.476 | 17 267,3 | 1'41.661 | 17 265,4 | 1'40.230 | 8 267,3 | 1'39.829 | 10 268,0 | 1'40.381 | 3 263,5 |
| 4 | 3 R. DE ROSA MV Agusta F3 675 | ITA | 1'39.979 | 65 270,0 | 1'41.308 | 19 266,7 | 1'40.745 | 21 267,3 | 1'40.825 | 10 261,6 | 1'39.979 | 12 270,0 | 1'40.455 | 3 259,2 |
| 5 | 32 I. VINALES Yamaha YZF R6 | ESP | 1'40.539 | 54 272,0 | 1'41.247 | 16 272,0 | 1'41.012 | 15 269,3 | 1'40.822 | 11 266,0 | 1'40.581 | 9 267,3 | 1'40.539 | 3 257,9 |
| 6 | 38 H. SOOMER Yamaha YZF R6 | EST | 1'40.541 | 59 272,6 | 1'41.901 | 18 270,0 | 1'40.797 | 19 272,6 | 1'40.541 | 11 266,0 | 1'41.140 | 8 266,7 | 1'40.907 | 3 248,6 |
| 7 | 99 D. WEBB Yamaha YZF R6 | GBR | 1'40.559 | 55 267,3 | 1'42.145 | 17 266,7 | 1'41.881 | 18 267,3 | 1'41.862 | 7 256,1 | 1'40.559 | 10 252,6 | 1'42.844 | 3 254,4 |
| 8 | 81 M. GONZALEZ Kawasaki ZX-6R | ESP | 1'40.690 | 57 266,7 | 1'42.732 | 16 266,7 | 1'41.714 | 20 259,2 | 1'40.846 | 9 253,2 | 1'40.690 | 9 260,4 | 1'40.984 | 3 249,8 |
| 9 | 16 J. CLUZEL Yamaha YZF R6 | FRA | 1'40.694 | 50 260,4 | 1'41.964 | 15 260,4 | 1'41.155 | 18 260,4 | 1'41.197 | 7 257,9 | 1'40.694 | 7 258,5 | 1'41.615 | 3 247,0 |
| 10 | 4 S. ODENDAAL Yamaha YZF R6 | RSA | 1'40.724 | 58 272,0 | 1'42.137 | 16 269,3 | 1'41.113 | 19 272,0 | 1'41.486 | 9 259,2 | 1'40.724 | 11 266,7 | 1'40.871 | 3 253,8 |
| 11 | 98 K. HANIKA Yamaha YZF R6 | CZE | 1'40.852 | 56 268,6 | 1'42.373 | 17 266,7 | 1'41.583 | 18 268,6 | 1'41.409 | 11 262,9 | 1'40.852 | 10 259,8 | | |
| 12 | 56 P. SEBESTYEN Yamaha YZF R6 | HUN | 1'40.951 | 61 257,3 | 1'42.886 | 19 256,7 | 1'41.245 | 20 257,3 | 1'41.637 | 9 243,7 | 1'40.951 | 11 250,3 | 1'42.451 | 2 240,0 |
| 13 | 61 C. ONCU Kawasaki ZX-6R | TUR | 1'40.984 | 55 267,3 | 1'41.793 | 18 264,1 | 1'41.796 | 15 266,7 | 1'41.218 | 9 267,3 | 1'40.984 | 10 258,5 | 1'41.400 | 3 254,4 |
| 14 | 94 C. PEROLARI Yamaha YZF R6 | FRA | 1'41.296 | 54 268,0 | 1'41.733 | 16 268,0 | 1'41.659 | 12 262,2 | 1'41.801 | 11 260,4 | 1'41.296 | 12 264,8 | 1'41.593 | 3 253,2 |
| 15 | 47 A. BASSANI Yamaha YZF R6 | ITA | 1'41.335 | 62 261,0 | 1'42.770 | 21 261,0 | 1'42.164 | 19 260,4 | 1'42.520 | 10 247,0 | 1'41.335 | 9 255,5 | 1'41.526 | 3 243,7 |
| 16 | 22 F. FULIGNI MV Agusta F3 675 | ITA | 1'41.538 | 59 259,8 | 1'43.941 | 16 259,8 | 1'42.712 | 19 259,8 | 1'43.356 | 9 258,5 | 1'41.538 | 12 259,2 | 1'42.816 | 3 251,5 |
| 17 | 34 K. MANFREDI Yamaha YZF R6 | ITA | 1'41.609 | 56 266,0 | 1'43.631 | 17 265,4 | 1'41.760 | 18 266,0 | 1'41.989 | 9 261,0 | 1'41.609 | 9 262,2 | 1'42.757 | 3 236,9 |
| 18 | 12 A. RUIZ CARRANZA Yamaha YZF R6 | ESP | 1'41.743 | 64 260,4 | 1'43.291 | 21 255,0 | 1'42.064 | 20 260,4 | 1'42.743 | 9 259,2 | 1'41.743 | 11 255,5 | 1'42.136 | 3 241,0 |
| 19 | 78 H. OKUBO Honda CBR600RR | JPN | 1'41.950 | 50 261,6 | 1'43.085 | 18 261,6 | 1'42.717 | 18 257,3 | 1'41.950 | 9 253,2 | 1'42.087 | 2 245,8 | 1'42.483 | 3 235,8 |
| 20 | 30 G. VAN STRAALLEN Yamaha YZF R6 | NED | 1'42.148 | 66 257,3 | 1'45.772 | 21 254,4 | 1'44.740 | 19 257,3 | 1'43.472 | 11 246,4 | 1'42.148 | 12 252,6 | 1'43.281 | 3 250,3 |
| 21 | 52 P. HOBELSBERGER Honda CBR600RR | GER | 1'42.366 | 57 252,6 | 1'44.501 | 18 252,0 | 1'43.566 | 16 252,6 | 1'42.549 | 9 247,5 | 1'42.366 | 11 249,8 | 1'43.372 | 3 244,8 |
| 22 | 25 A. VERDOIA Yamaha YZF R6 | FRA | 1'42.586 | 53 252,6 | 1'43.076 | 16 252,6 | 1'42.828 | 16 251,5 | 1'43.176 | 9 248,6 | 1'42.586 | 9 252,6 | 1'42.848 | 3 242,1 |
| 23 | 9 G. HENDRA PRATAMA Yamaha YZF R6 | INA | 1'42.667 | 54 256,1 | 1'45.405 | 14 255,5 | 1'42.839 | 16 255,5 | 1'42.941 | 11 256,1 | 1'42.884 | 10 252,6 | 1'42.667 | 3 243,7 |
| 24 | 21 V. FALCONE Yamaha YZF R6 | FRA | 1'44.413 | 63 248,6 | 1'45.975 | 20 248,6 | 1'45.058 | 20 248,1 | 1'45.507 | 9 241,5 | 1'44.413 | 11 248,6 | 1'45.246 | 3 246,4 |
| 25 | 28 V. DA SILVA BARROS Yamaha YZF R6 | AGO | 1'45.987 | 51 254,4 | 1'47.146 | 13 254,4 | 1'46.553 | 17 252,6 | 1'46.295 | 8 248,1 | 1'45.987 | 10 249,8 | 1'46.586 | 3 243,1 |

17/10/2020

These data/results cannot be reproduced, stored and/or transmitted in whole or in part by any manner of electronic, mechanical, photocopying, recording, broadcasting or otherwise now known or herein after developed without the previous express consent by the copyright owner, except for reproduction in daily press and regular printed publications on sale to the public within 60 days of the event related to those data/results and always provided that copyright symbol appears together as follows below.

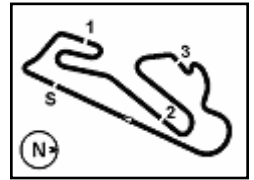
© DORNA WSBK ORGANIZATION Srl 2020

FICR PERUGIA TIMING


Official Tyre Supplier



Official Timekeeper



Circuito Estoril 4.182 m

Pirelli Estoril Round, 16 - 18 October 2020

Starting Grid - Race 1 Restart

12 Laps x 4,182 km = 50,184 km

| | | | | | | |
|---|---------------------------|------------------------------|---------------------------|-------------------------------|--------------------------|------------------------------|
| 1 | 55 LOCATELLI A. Yamaha | 2 | 3 DE ROSA R. MV Agusta | 3 | 44 MAHIAS L. Kawasaki | |
| 2 | 4 | 5 OETTL P. Kawasaki | 5 | 81 GONZÁLEZ M. Kawasaki | 6 | 32 VINALES I. Yamaha |
| 3 | 7 | 38 SOOMER H. Yamaha | 8 | 4 ODENDAAL S. Yamaha | 9 | 16 CLUZEL J. Yamaha |
| 4 | 10 | 94 PEROLARI C. Yamaha | 11 | 61 ONCU C. Kawasaki | 12 | 47 BASSANI A. Yamaha |
| 5 | 13 | 78 OKUBO H. Honda | 14 | 34 MANFREDI K. Yamaha | 15 | 9 HENDRA PRATAMA G Yamaha |
| 6 | 16 | 25 VERDOIA A. Yamaha | 17 | 12 RUIZ CARRANZA A. Yamaha | 18 | 22 FULIGNI F. MV Agusta |
| 7 | 19 | 30 VAN STRAALEN G. Yamaha | 20 | 52 HOBELSBERGER P. Honda | 21 | 21 FALCONE V. Yamaha |
| 8 | 22 | 28 DA SILVA BARROS Yamaha | 23 | 99 WEBB D. Yamaha | | |

17/10/2020 The Race Director

These data/results cannot be reproduced, stored and/or transmitted in whole or in part by any manner of electronic, mechanical, photocopying, recording, broadcasting or otherwise now known or herein after developed without the previous express consent by the copyright owner, except for reproduction in daily press and regular printed publications on sale to the public within 60 days of the event related to those data/results and always provided that copyright symbol appears together as follows below.

© DORNA WSBK ORGANIZATION Srl 2020

FIKR PERUGIA TIMING



Official Tyre Supplier



Official Timekeeper