

Circuito Estoril 4.182 m

1 / 4

Pirelli Estoril Round, 16 - 18 October 2020

Lap Chart Race 2

	Lap																	
	1	2	3	4	5	6	7	8	9	10	11	12	13	14	15	16	17	18
1	44	44	44	44	5	44	3	5	44	3	44	44	44	3	44	3	5	44
2	5	5	5	5	44	5	44	3	3	44	3	3	3	44	3	5	44	55
3	3	3	3	3	3	3	5	44	5	5	5	5	5	5	5	44	3	3
4	55	55	55	55	55	55	55	55	55	55	4	4	55	55	55	55	55	4
5	16	16	16	16	16	32	32	4	4	4	55	55	4	4	32	32	32	5
6	4	4	32	32	32	16	16	32	32	16	16	16	32	32	4	4	4	32
7	99	99	4	4	4	4	4	16	16	32	32	32	16	38	38	38	38	81
8	38	32	99	99	81	81	81	81	81	38	38	38	38	16	16	81	81	38
9	32	38	38	81	99	99	38	99	38	81	81	81	81	81	81	16	16	16
10	81	81	81	38	38	38	99	38	99	99	99	99	99	99	99	99	47	99
11	98	98	98	61	61	61	47	47	47	47	47	47	47	47	47	47	99	98
12	94	94	61	98	98	98	98	98	61	61	61	61	98	98	98	98	98	47
13	47	61	94	47	47	47	61	61	98	94	98	98	61	61	61	61	61	94
14	61	47	47	94	94	94	94	94	94	98	94	94	94	94	94	94	94	61
15	56	56	34	34	34	9	12	12	12	12	12	12	12	12	12	12	12	25
16	9	34	9	9	9	12	34	34	34	34	34	22	22	22	25	25	25	12
17	34	9	12	12	12	34	22	25	22	22	22	34	25	25	34	34	34	22
18	12	12	56	56	22	22	25	22	25	25	25	25	34	34	22	22	22	34
19	22	22	22	22	56	25	30	30	30	30	30	30	30	30	30	30	30	30
20	25	25	25	25	25	52	52	52	52	52	52	52	52	52	52	52	52	52
21	30	52	52	52	52	56	21	21	21	21	21	21	21	21	21	21	21	21
22	52	30	30	30	30	30	56	28	28	28	28	28	28	28	28	28	28	
23	21	21	21	21	21	21	28											
24	28	28	28	28	28	28												

Final Result		
1	44 L. MAHIAS	Laps 18
2	55 A. LOCATELLI	0.886
3	3 R. DE ROSA	0.888
4	4 S. ODENDAAL	1.018
5	5 P. OETTL	1.465
6	32 I. VINALES	1.670
7	81 M. GONZALEZ	3.566
8	38 H. SOOMER	3.576
9	16 J. CLUZEL	4.518
10	99 D. WEBB	11.695
11	98 K. HANIKA	12.553
12	47 A. BASSANI	12.849
13	94 C. PEROLARI	15.531
14	61 C. ONCU	15.592
15	25 A. VERDOIA	27.569
16	12 A. RUIZ CARRANZA	27.593
17	22 F. FULIGNI	30.338
18	34 K. MANFREDI	30.756
19	30 G. VAN STRAALEN	38.461
20	52 P. HOBELSBERGER	47.804
21	21 V. FALCONE	1'16.817
22	28 V. DA SILVA BARROS	1 Lap
RET	56 P. SEBESTYEN	11 Laps
RET	9 G. HENDRA PRATAM	12 Laps
RET	78 H. OKUBO	

18/10/2020

These data/results cannot be reproduced, stored and/or transmitted in whole or in part by any manner of electronic, mechanical, photocopying, recording, broadcasting or otherwise now known or herein after developed without the previous express consent by the copyright owner, except for reproduction in daily press and regular printed publications on sale to the public within 60 days of the event related to those data/results and always provided that copyright symbol appears together as follows below.

© DORNA WSBK ORGANIZATION Srl 2020

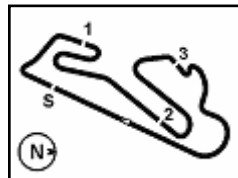
FICR PERUGIA TIMING



Official Tyre Supplier



Official Timekeeper



Circuito Estoril 4.182 m

Pirelli Estoril Round, 16 - 18 October 2020
Lap Chart Race 2

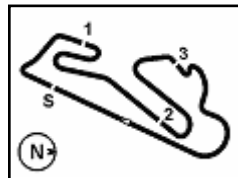
Lap 1			Lap 4			Lap 7			Lap 10		
1	44	L.Mahias 1'45.298	22	30	G.van Straalen 9.463	19	25	A.Verdoia 12.164	19	30	G.van Straalen 18.159
2	5	P.Oettl 0.626	23	21	V.Falcone 14.124	20	52	P.Hobelsberger 12.949	20	52	P.Hobelsberger 21.296
3	3	R.De Rosa 1.027	24	28	V.Da Silva Barros 21.954	21	56	P.Sebestyen 13.444	21	21	V.Falcone 36.307
4	55	A.Locatelli 1.072				22	30	G.van Straalen 13.521	22	28	V.Da Silva Barros 1'10.750
5	16	J.Cluzel 1.295				23	21	V.Falcone 24.629			
6	4	S.Odendaal 1.705				24	28	V.Da Silva Barros 46.587			
7	99	D.Webb 1.975									
8	38	H.Soomer 2.222									
9	32	I.Vinales 2.274									
10	81	M.Gonzalez 3.081									
11	98	K.Hanika 3.320									
12	94	C.Perolari 3.699									
13	47	A.Bassani 3.748									
14	61	C.Oncu 3.818									
15	56	P.Sebestyen 4.153									
16	9	G.Hendra Pratama 4.284									
17	34	K.Manfredi 4.347									
18	12	A.Ruiz Carranza 4.854									
19	22	F.Fulgini 4.911									
20	25	A.Verdoia 5.179									
21	30	G.van Straalen 5.514									
22	52	P.Hobelsberger 5.620									
23	21	V.Falcone 7.363									
24	28	V.Da Silva Barros 9.282									
			Lap 5			Lap 8			Lap 11		
1	44	L.Mahias 3'26.189	2	5	P.Oettl 8'29.067	1	5	P.Oettl 13'32.766	1	44	L.Mahias 18'35.006
2	5	P.Oettl 0.583	2	44	L.Mahias 0.006	2	3	R.De Rosa 0.119	2	3	R.De Rosa 0.253
3	3	R.De Rosa 0.908	3	3	R.De Rosa 0.455	3	44	L.Mahias 0.155	3	5	P.Oettl 0.755
4	55	A.Locatelli 1.097	4	55	A.Locatelli 0.541	4	55	A.Locatelli 0.342	4	4	S.Odendaal 1.350
5	16	J.Cluzel 1.418	5	16	J.Cluzel 0.829	5	4	S.Odendaal 0.753	5	55	A.Locatelli 1.370
6	4	S.Odendaal 2.117	6	32	I.Vinales 0.951	6	32	I.Vinales 0.943	6	16	J.Cluzel 1.664
7	99	D.Webb 2.306	7	4	S.Odendaal 2.196	7	16	J.Cluzel 1.066	7	32	I.Vinales 1.804
8	32	I.Vinales 2.384	8	81	M.Gonzalez 2.518	8	81	M.Gonzalez 1.223	8	38	H.Soomer 2.192
9	38	H.Soomer 2.846	9	99	D.Webb 2.797	9	99	D.Webb 2.466	9	81	M.Gonzalez 2.497
10	81	M.Gonzalez 3.032	10	38	H.Soomer 3.753	10	38	H.Soomer 2.466	10	99	D.Webb 3.705
11	98	K.Hanika 4.346	11	61	C.Oncu 5.364	11	47	A.Bassani 5.573	11	47	A.Bassani 7.151
12	94	C.Perolari 4.516	12	98	K.Hanika 5.538	12	98	K.Hanika 6.027	12	61	C.Oncu 7.759
13	61	C.Oncu 4.542	13	47	A.Bassani 5.781	13	61	C.Oncu 6.078	13	98	K.Hanika 8.313
14	47	A.Bassani 4.766	14	94	C.Perolari 6.412	14	94	C.Perolari 6.739	14	94	C.Perolari 8.883
15	56	P.Sebestyen 5.324	15	34	K.Manfredi 7.827	15	12	A.Ruiz Carranza 10.474	15	12	A.Ruiz Carranza 18.157
16	34	K.Manfredi 5.395	16	9	G.Hendra Pratama 8.278	16	34	K.Manfredi 11.306	16	34	K.Manfredi 18.237
17	9	G.Hendra Pratama 5.912	17	12	A.Ruiz Carranza 8.529	17	25	A.Verdoia 14.328	17	22	F.Fulgini 18.921
18	12	A.Ruiz Carranza 5.990	18	22	F.Fulgini 11.108	18	22	F.Fulgini 14.468	18	25	A.Verdoia 19.139
19	22	F.Fulgini 6.887	19	56	P.Sebestyen 11.490	19	30	G.van Straalen 16.844	19	30	G.van Straalen 22.200
20	25	A.Verdoia 7.021	20	25	A.Verdoia 11.556	20	52	P.Hobelsberger 19.304	20	52	P.Hobelsberger 26.839
21	52	P.Hobelsberger 7.419	21	52	P.Hobelsberger 11.683	21	21	V.Falcone 32.222	21	21	V.Falcone 45.430
22	30	G.van Straalen 7.829	22	30	G.van Straalen 12.585	22	28	V.Da Silva Barros 1'01.963	22	28	V.Da Silva Barros 1'29.834
23	21	V.Falcone 10.624	23	21	V.Falcone 21.181						
24	28	V.Da Silva Barros 15.133	24	28	V.Da Silva Barros 38.086						
			Lap 6			Lap 9			Lap 12		
1	44	L.Mahias 5'07.060	1	44	L.Mahias 10'10.411	1	44	L.Mahias 15'13.881	1	44	L.Mahias 20'15.434
2	5	P.Oettl 0.419	2	5	P.Oettl 0.018	2	3	R.De Rosa 0.086	2	3	R.De Rosa 0.238
3	3	R.De Rosa 0.790	3	3	R.De Rosa 0.157	3	5	P.Oettl 0.252	3	5	P.Oettl 0.784
4	55	A.Locatelli 1.076	4	55	A.Locatelli 0.324	4	55	A.Locatelli 0.336	4	4	S.Odendaal 1.307
5	16	J.Cluzel 1.322	5	32	I.Vinales 0.638	5	4	S.Odendaal 0.609	5	55	A.Locatelli 1.438
6	32	I.Vinales 2.338	6	16	J.Cluzel 0.951	6	32	I.Vinales 0.905	6	16	J.Cluzel 1.944
7	4	S.Odendaal 2.354	7	4	S.Odendaal 1.222	7	16	J.Cluzel 1.053	7	32	I.Vinales 1.974
8	99	D.Webb 2.630	8	81	M.Gonzalez 1.868	8	81	M.Gonzalez 1.211	8	38	H.Soomer 2.461
9	38	H.Soomer 3.042	9	99	D.Webb 2.572	9	38	H.Soomer 2.040	9	81	M.Gonzalez 2.924
10	81	M.Gonzalez 3.090	10	38	H.Soomer 3.026	10	99	D.Webb 2.349	10	99	D.Webb 4.664
11	98	K.Hanika 4.975	11	61	C.Oncu 5.414	11	47	A.Bassani 5.541	11	47	A.Bassani 7.963
12	61	C.Oncu 5.052	12	98	K.Hanika 5.490	12	61	C.Oncu 6.606	12	61	C.Oncu 8.397
13	94	C.Perolari 5.538	13	47	A.Bassani 5.596	13	98	K.Hanika 6.791	13	98	K.Hanika 8.842
14	47	A.Bassani 5.545	14	94	C.Perolari 6.148	14	94	C.Perolari 6.872	14	94	C.Perolari 9.769
15	34	K.Manfredi 6.115	15	9	G.Hendra Pratama 8.742	15	12	A.Ruiz Carranza 13.288	15	12	A.Ruiz Carranza 19.979
16	9	G.Hendra Pratama 7.147	16	12	A.Ruiz Carranza 8.774	16	34	K.Manfredi 13.420	16	22	F.Fulgini 20.622
17	12	A.Ruiz Carranza 7.345	17	34	K.Manfredi 9.137	17	22	F.Fulgini 15.792	17	34	K.Manfredi 20.760
18	56	P.Sebestyen 7.857	18	22	F.Fulgini 11.615	18	25	A.Verdoia 16.133	18	25	A.Verdoia 20.829
19	22	F.Fulgini 8.211							19	30	G.van Straalen 24.549
20	25	A.Verdoia 8.572							20	52	P.Hobelsberger 29.869
21	52	P.Hobelsberger 8.965							21	21	V.Falcone 50.077

18/10/2020

These data/results cannot be reproduced, stored and/or transmitted in whole or in part by any manner of electronic, mechanical, photocopying, recording, broadcasting or otherwise now known or herein after developed without the previous express consent by the copyright owner, except for reproduction in daily press and regular printed publications on sale to the public within 60 days of the event related to those data/results and always provided that copyright symbol appears together as follows below.

© DORNA WSBK ORGANIZATION Srl 2020





Pirelli Estoril Round, 16 - 18 October 2020

Lap Chart Race 2

22 28 *V.Da Silva Barros*

Lap 13		
1	44	L.Mahias 21'56.156
2	3	R.De Rosa 0.091
3	5	P.Oettl 0.622
4	55	A.Locatelli 1.118
5	4	S.Odendaal 1.125
6	32	I.Vinales 1.481
7	16	J.Cluzel 2.002
8	38	H.Soomer 2.401
9	81	M.Gonzalez 2.980
10	99	D.Webb 5.603
11	47	A.Bassani 8.474
12	98	K.Hanika 9.112
13	61	C.Oncu 9.602
14	94	C.Perolari 10.669
15	12	A.Ruiz Carranza 21.061
16	22	F.Fuligni 22.300
17	25	A.Verdoia 22.304
18	34	K.Manfredi 22.457
19	30	G.van Straalen 26.444
20	52	P.Hobelsberger 32.791
21	21	V.Falcone 54.715
22	28	<i>V.Da Silva Barros</i>

Lap 14		
1	3	R.De Rosa 23'36.954
2	44	L.Mahias 0.026
3	5	P.Oettl 0.499
4	55	A.Locatelli 0.707
5	4	S.Odendaal 1.277
6	32	I.Vinales 1.292
7	38	H.Soomer 2.772
8	16	J.Cluzel 3.006
9	81	M.Gonzalez 3.173
10	99	D.Webb 6.783
11	47	A.Bassani 8.848
12	98	K.Hanika 9.453
13	61	C.Oncu 10.988
14	94	C.Perolari 11.578
15	12	A.Ruiz Carranza 22.062
16	22	F.Fuligni 23.656
17	25	A.Verdoia 23.656
18	34	K.Manfredi 23.754
19	30	G.van Straalen 28.696
20	52	P.Hobelsberger 35.439
21	21	V.Falcone 59.276
22	28	<i>V.Da Silva Barros</i>

Lap 15		
1	44	L.Mahias 25'17.887
2	3	R.De Rosa 0.030
3	5	P.Oettl 0.228
4	55	A.Locatelli 0.369
5	32	I.Vinales 0.920
6	4	S.Odendaal 1.730
7	38	H.Soomer 2.751
8	16	J.Cluzel 3.023
9	81	M.Gonzalez 3.104
10	99	D.Webb 7.417
11	47	A.Bassani 9.091
12	98	K.Hanika 9.395
13	61	C.Oncu 12.154
14	94	C.Perolari 12.323
15	12	A.Ruiz Carranza 23.351
16	25	A.Verdoia 24.699
17	34	K.Manfredi 24.865
18	22	F.Fuligni 25.505
19	30	G.van Straalen 30.662
20	52	P.Hobelsberger 37.767
21	21	V.Falcone 1'03.569
22	28	<i>V.Da Silva Barros</i>

Lap 16		
1	3	R.De Rosa 26'58.553
2	5	P.Oettl 0.092
3	44	L.Mahias 0.201
4	55	A.Locatelli 0.686
5	32	I.Vinales 1.184
6	4	S.Odendaal 1.614
7	38	H.Soomer 3.004
8	81	M.Gonzalez 3.167
9	16	J.Cluzel 3.699
10	99	D.Webb 9.235
11	47	A.Bassani 9.535
12	98	K.Hanika 10.014
13	61	C.Oncu 13.285
14	94	C.Perolari 13.563
15	12	A.Ruiz Carranza 24.836
16	25	A.Verdoia 25.792
17	34	K.Manfredi 26.222
18	22	F.Fuligni 27.124
19	30	G.van Straalen 33.547
20	52	P.Hobelsberger 40.587
21	21	V.Falcone 1'08.266
22	28	<i>V.Da Silva Barros</i>

Lap 17		
1	5	P.Oettl 28'39.493
2	44	L.Mahias 0.044
3	3	R.De Rosa 0.268
4	55	A.Locatelli 0.388
5	32	I.Vinales 0.753
6	4	S.Odendaal 1.069
7	38	H.Soomer 3.019
8	81	M.Gonzalez 3.159
9	16	J.Cluzel 3.823
10	47	A.Bassani 10.308
11	99	D.Webb 10.322
12	98	K.Hanika 10.432
13	61	C.Oncu 14.108
14	94	C.Perolari 14.345
15	12	A.Ruiz Carranza 26.294
16	25	A.Verdoia 26.424
17	34	K.Manfredi 27.838
18	22	F.Fuligni 28.579
19	30	G.van Straalen 35.737
20	52	P.Hobelsberger 44.305
21	21	V.Falcone 1'12.529
22	28	<i>V.Da Silva Barros</i>

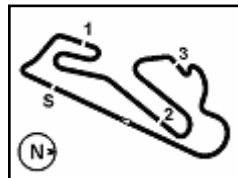
Lap 18		
1	44	L.Mahias 30'20.058
2	55	A.Locatelli 0.886
3	3	R.De Rosa 0.888
4	4	S.Odendaal 1.018
5	5	P.Oettl 1.465
6	32	I.Vinales 1.670
7	81	M.Gonzalez 3.566
8	38	H.Soomer 3.576
9	16	J.Cluzel 4.518
10	99	D.Webb 11.695
11	98	K.Hanika 12.553
12	47	A.Bassani 12.849
13	94	C.Perolari 15.531
14	61	C.Oncu 15.592
15	25	A.Verdoia 27.569
16	12	A.Ruiz Carranza 27.593
17	22	F.Fuligni 30.338
18	34	K.Manfredi 30.756
19	30	G.van Straalen 38.461
20	52	P.Hobelsberger 47.804
21	21	V.Falcone 1'16.817

18/10/2020

These data/results cannot be reproduced, stored and/or transmitted in whole or in part by any manner of electronic, mechanical, photocopying, recording, broadcasting or otherwise now known or herein after developed without the previous express consent by the copyright owner, except for reproduction in daily press and regular printed publications on sale to the public within 60 days of the event related to those data/results and always provided that copyright symbol appears together as follows below.

© DORNA WSBK ORGANIZATION Srl 2020





Pirelli Estoril Round, 16 - 18 October 2020

Lap Chart Race 2

Race Pace Comparison

	44 Mah	55 Loc	3 DeR	4 Ode	5 Oet	32 Vin	81 Gon	38 Soo	16 Clu	99 Web	98 Han	47 Bas	94 Per	61 Onc
1	1'45.298	1'46.370	1'46.325	1'47.003	1'45.924	1'47.572	1'48.379	1'47.520	1'46.593	1'47.273	1'48.618	1'49.046	1'48.997	1'49.116
2	1'40.891	1'40.916	1'40.772	1'41.303	1'40.848	1'41.001	1'40.842	1'41.515	1'41.014	1'41.222	1'41.917	1'41.909	1'41.708	1'41.615
3	1'40.871	1'40.850	1'40.753	1'41.108	1'40.707	1'40.825	1'40.929	1'41.067	1'40.775	1'41.195	1'41.500	1'41.650	1'41.893	1'41.381
4	1'40.993	1'40.580	1'40.580	1'41.050	1'40.712	1'40.171	1'40.655	1'42.012	1'40.792	1'41.028	1'41.408	1'40.953	1'41.484	1'41.095
5	1'41.020	1'40.892	1'41.092	1'40.799	1'40.876	1'40.449	1'40.780	1'40.706	1'40.722	1'41.146	1'41.162	1'41.290	1'41.397	1'41.224
6	1'41.338	1'41.127	1'41.046	1'40.370	1'41.362	1'41.031	1'40.694	1'40.617	1'41.466	1'41.119	1'41.296	1'41.159	1'41.080	1'41.394
7	1'40.979	1'41.155	1'40.790	1'40.925	1'40.980	1'41.156	1'40.856	1'40.791	1'41.064	1'41.295	1'41.357	1'41.201	1'41.407	1'41.744
8	1'41.531	1'41.218	1'41.527	1'40.961	1'41.357	1'41.504	1'40.854	1'41.004	1'41.406	1'40.954	1'41.535	1'41.131	1'41.539	1'41.275
9	1'40.960	1'41.109	1'41.082	1'40.971	1'41.367	1'41.077	1'41.103	1'40.689	1'41.102	1'40.998	1'41.879	1'41.083	1'41.248	1'41.643
10	1'40.745	1'41.130	1'40.631	1'41.226	1'40.814	1'41.238	1'41.602	1'40.213	1'41.073	1'41.050	1'41.649	1'41.561	1'41.491	1'41.192
11	1'40.380	1'41.029	1'40.661	1'40.640	1'40.814	1'40.786	1'40.809	1'41.064	1'40.663	1'41.431	1'40.998	1'41.174	1'41.645	1'41.086
12	1'40.428	1'40.496	1'40.413	1'40.385	1'40.457	1'40.598	1'40.855	1'40.697	1'40.708	1'41.387	1'40.957	1'41.240	1'41.314	1'41.066
13	1'40.722	1'40.402	1'40.575	1'40.540	1'40.560	1'40.229	1'40.778	1'40.662	1'40.780	1'41.661	1'40.992	1'41.233	1'41.622	1'41.927
14	1'40.824	1'40.387	1'40.707	1'40.950	1'40.675	1'40.609	1'40.991	1'41.169	1'41.802	1'41.978	1'41.139	1'41.172	1'41.707	1'42.184
15	1'40.907	1'40.595	1'40.963	1'41.386	1'40.662	1'40.561	1'40.864	1'40.912	1'40.950	1'41.567	1'40.875	1'41.176	1'41.678	1'42.099
16	1'40.867	1'40.983	1'40.636	1'40.550	1'40.530	1'40.930	1'40.729	1'40.919	1'41.342	1'42.484	1'41.285	1'41.110	1'41.906	1'41.797
17	1'40.783	1'40.642	1'41.208	1'40.395	1'40.848	1'40.509	1'40.932	1'40.955	1'41.064	1'42.027	1'41.358	1'41.713	1'41.722	1'41.763
18	1'40.521	1'41.063	1'41.185	1'40.514	1'42.030	1'41.482	1'40.972	1'41.122	1'41.260	1'41.938	1'42.686	1'43.106	1'41.751	1'42.049

	25 Ver	12 Rui	22 Ful	34 Man	30 vSr	52 Hob	21 Fal	28 DaS	56 Seb	9 Hen
1	1'50.477	1'50.152	1'50.209	1'49.645	1'50.812	1'50.918	1'52.661	1'54.580	1'49.451	1'49.582
2	1'42.733	1'42.027	1'42.867	1'41.939	1'43.206	1'42.690	1'44.152	1'46.742	1'42.062	1'42.519
3	1'42.422	1'42.226	1'42.195	1'41.591	1'42.505	1'42.417	1'44.371	1'47.692	1'43.404	1'42.106
4	1'42.071	1'41.733	1'42.390	1'41.634	1'42.472	1'42.288	1'44.484	1'48.989	1'42.470	1'41.490
5	1'42.920	1'41.458	1'42.514	1'42.085	1'42.657	1'42.437	1'44.580	1'49.150	1'43.170	1'41.648
6	1'41.952	1'41.589	1'41.851	1'42.654	1'42.280	1'42.610	1'44.792	1'49.845	1'43.298	1'41.808
7	1'42.096	1'41.961	1'42.528	1'42.309	1'42.976	1'45.639	1'44.850	1'48.684	2'07.384	
8	1'42.423	1'42.094	1'42.680	1'42.215	1'42.702	1'43.071	1'45.098	1'49.047		
9	1'42.920	1'43.929	1'42.439	1'43.229	1'42.430	1'43.107	1'45.200	1'49.902		
10	1'41.987	1'42.414	1'42.119	1'42.585	1'42.576	1'43.322	1'45.047	1'49.663		
11	1'42.144	1'43.580	1'42.135	1'43.357	1'42.590	1'43.346	1'45.201	1'50.546		
12	1'42.118	1'42.250	1'42.129	1'42.951	1'42.777	1'43.458	1'45.075	1'56.080		
13	1'42.197	1'41.804	1'42.400	1'42.419	1'42.617	1'43.644	1'45.360	1'50.880		
14	1'42.150	1'41.799	1'42.154	1'42.095	1'43.050	1'43.446	1'45.359	1'53.260		
15	1'41.976	1'42.222	1'42.782	1'42.044	1'42.899	1'43.261	1'45.226	1'49.487		
16	1'41.759	1'42.151	1'42.285	1'42.023	1'43.551	1'43.486	1'45.363	1'51.337		
17	1'41.572	1'42.398	1'42.395	1'42.556	1'43.130	1'44.658	1'45.203	1'51.832		
18	1'41.710	1'41.864	1'42.324	1'43.483	1'43.289	1'44.064	1'44.853			

18/10/2020

These data/results cannot be reproduced, stored and/or transmitted in whole or in part by any manner of electronic, mechanical, photocopying, recording, broadcasting or otherwise now known or herein after developed without the previous express consent by the copyright owner, except for reproduction in daily press and regular printed publications on sale to the public within 60 days of the event related to those data/results and always provided that copyright symbol appears together as follows below.

© DORNA WSBK ORGANIZATION Srl 2020

FICR PERUGIA TIMING



Official Tyre Supplier



Official Timekeeper