

## Pirelli Estoril Round, 16 - 18 October 2020

### Results Race 1

Laps 12 = 50,184 Km - Time of Race 20'11.842 - Avg. 149,081 km/h

Pos	Grid	No. Rider	Nat	Team	Bike	Class	LL	Gap	Rel.	Fastest Lap	Speed	Qualifying	Speed
1	1	<b>55 A. LOCATELLI</b>	ITA	BARDAHL Evan Bros. WorldSSP Team	Yamaha YZF R6		12			1'40.213	264,2	1'39.520	262,3
2	4	<b>5 P. OETTL</b>	GER	Kawasaki Puccetti Racing	Kawasaki ZX-6R		12	<b>1.591</b>	1.591	1'40.324	266,7	1'39.829	268,0
3	7	<b>38 H. SOOMER</b>	EST	Kallio Racing	Yamaha YZF R6		12	<b>1.968</b>	0.377	1'40.499	263,5	1'41.140	266,7
4	6	<b>32 I. VINALES</b>	ESP	Kallio Racing	Yamaha YZF R6		12	<b>4.634</b>	2.666	1'40.053	268,7	1'40.581	267,4
5	8	<b>4 S. ODENDAAL</b>	RSA	EAB Ten Kate Racing	Yamaha YZF R6		12	<b>6.211</b>	1.577	1'40.677	267,4	1'40.724	266,7
6	11	<b>61 C. ONCU</b>	TUR	Turkish Racing Team	Kawasaki ZX-6R		12	<b>6.776</b>	0.565	1'40.704	267,4	1'40.984	258,6
7	5	<b>81 M. GONZALEZ</b>	ESP	Kawasaki ParkinGO Team	Kawasaki ZX-6R		12	<b>6.783</b>	0.007	1'40.937	253,2	1'40.690	260,4
8	12	<b>47 A. BASSANI</b>	ITA	Soradis Yamaha Motoxrcing	Yamaha YZF R6	*	12	<b>10.724</b>	3.941	1'41.146	258,0	1'41.335	255,6
9	9	<b>16 J. CLUZEL</b>	FRA	GMT94 Yamaha	Yamaha YZF R6		12	<b>11.386</b>	0.662	1'40.593	259,8	1'40.694	258,6
10	10	<b>94 C. PEROLARI</b>	FRA	GMT94 Yamaha	Yamaha YZF R6		12	<b>14.494</b>	3.108	1'41.440	261,7	1'41.296	264,8
11	23	<b>99 D. WEBB</b>	GBR	WRP Wepol Racing	Yamaha YZF R6		12	<b>15.215</b>	0.721	1'41.102	262,9	1'40.559	252,7
12	13	<b>78 H. OKUBO</b>	JPN	Dynavolt Honda	Honda CBR600RR		12	<b>15.259</b>	0.044	1'41.060	256,8	1'42.087	245,9
13	18	<b>22 F. FULIGNI</b>	ITA	MV Agusta Reparto Corse	MV Agusta F3 675		12	<b>23.869</b>	8.610	1'41.926	259,8	1'41.538	259,2
14	14	<b>34 K. MANFREDI</b>	ITA	Altogoo Racing Team	Yamaha YZF R6	*	12	<b>23.963</b>	0.094	1'41.867	256,2	1'41.609	262,3
15	16	<b>25 A. VERDOIA</b>	FRA	bLU cRU WorldSSP by MS Racing	Yamaha YZF R6		12	<b>24.194</b>	0.231	1'41.851	250,9	1'42.586	252,7
16	15	<b>9 G. HENDRA PRATAMA</b>	INA	bLU cRU WorldSSP by MS Racing	Yamaha YZF R6		12	<b>25.649</b>	1.455	1'42.188	255,6	1'42.884	252,7
17	19	<b>30 G. VAN STRAALEN</b>	NED	MPM Routz Racing Team	Yamaha YZF R6		12	<b>31.099</b>	5.450	1'42.652	253,2	1'42.148	252,7
18	20	<b>52 P. HOBELSBERGER</b>	GER	Dynavolt Honda	Honda CBR600RR		12	<b>35.996</b>	4.897	1'42.840	252,7	1'42.366	249,8
19	21	<b>21 V. FALCONE</b>	FRA	OXXO Yamaha Team Toth	Yamaha YZF R6		12	<b>1'04.021</b>	28.025	1'45.373	245,3	1'44.413	248,7
-----Not Classified-----													
RET	22	<b>28 V. DA SILVA BARROS</b>	AGO	Palkalgar Yamaha - Evan Bros	Yamaha YZF R6		11	<b>1 Lap</b>		1'46.902	239,0	1'45.987	249,8
RET	3	<b>44 L. MAHIAS</b>	FRA	Kawasaki Puccetti Racing	Kawasaki ZX-6R		1	<b>11 Laps</b>			199,2	1'39.666	262,3
RET	2	<b>3 R. DE ROSA</b>	ITA	MV Agusta Reparto Corse	MV Agusta F3 675		0				200,3	1'39.979	270,0
RET	17	<b>12 A. RUIZ CARRANZA</b>	ESP	EMPERADOR Racing Team	Yamaha YZF R6	*	0					1'41.743	255,6
RET		<b>98 K. HANIKA</b>	CZE	WRP Wepol Racing	Yamaha YZF R6		0					1'40.852	259,8
RET		<b>56 P. SEBESTYEN</b>	HUN	OXXO Yamaha Team Toth	Yamaha YZF R6		0					1'40.951	250,4

AIR	Humidity:	65%	Temp:	18°C
TRACK	Condition:	Dry	Temp:	30°C

Records	Pole (SP)	2020	A.Locatelli	1'39.520	151,28 Km/h
	All Times (SP)	2020	A.Locatelli	1'39.520	151,28 Km/h
Race Fastest Lap	(New Record)	Lap 5	I.Vinales	1'40.053	150,47 Km/h

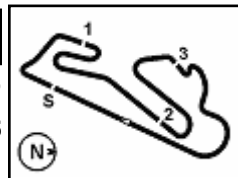
LAP LEADERS				
No. Rider	From	To	Laps	Total
<b>55 A. LOCATELLI</b>	1	12	12	12

TOTAL LEADER LAPS	
No. Rider	Laps
<b>55 A. LOCATELLI</b>	160
<b>44 L. MAHIAS</b>	28
<b>16 J. CLUZEL</b>	20
<b>5 P. OETTL</b>	3
<b>74 J. VAN SIKKELERUS</b>	1
<b>94 C. PEROLARI</b>	1

Start 17/10/2020 15:41 End 16:04 The results are provisional until the end of the time limit for protests and appeals and the completion of the technical checks.

These data/results cannot be reproduced, stored and/or transmitted in whole or in part by any manner of electronic, mechanical, photocopying, recording, broadcasting or otherwise now known or herein after developed without the previous express consent by the copyright owner, except for reproduction in daily press and regular printed publications on sale to the public within 60 days of the event related to those data/results and always provided that copyright symbol appears together as follows below.

© DORNA WSBK ORGANIZATION Srl 2020



## Pirelli Estoril Round, 16 - 18 October 2020

### Results Race 1

#### Race Highlights

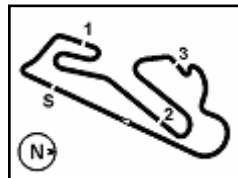
Time	No. Rider	Description
15.38.37		Warm-up Lap Start
15.41.02	12 Ruiz Carranza	Doesn't start
15.41.13		Start
15.41.44	3 De Rosa	Crashed - Turn 2
15.41.44	44 Mahias	Crashed - Turn 2
15.41.52	44 Mahias	Re-joined
15.42.33		No Jump Start
15.42.50	3 De Rosa	Out
15.43.23	44 Mahias	Entered Pits
15.48.23	44 Mahias	Retired
15.54.48		2/3 of Race Distance Completed
15.59.14		WorldSSP300 Race 1 On Time
16.03.32	28 Da Silva Barros	Entered Pits
16.04.05		End Of Session

17/10/2020      Start      End      The results are provisional until the end of the time limit for protests and appeals and the completion of the technical checks.

These data/results cannot be reproduced, stored and/or transmitted in whole or in part by any manner of electronic, mechanical, photocopying, recording, broadcasting or otherwise now known or herein after developed without the previous express consent by the copyright owner, except for reproduction in daily press and regular printed publications on sale to the public within 60 days of the event related to those data/results and always provided that copyright symbol appears together as follows below.

© DORNA WSBK ORGANIZATION Srl 2020





Circuito Estoril 4.182 m

1 / 3

## Pirelli Estoril Round, 16 - 18 October 2020

### Lap Chart Race 1

		Lap											
	1	2	3	4	5	6	7	8	9	10	11	12	
1	55	55	55	55	55	55	55	55	55	55	55	55	
2	38	38	38	38	5	5	5	5	5	5	5	5	
3	5	5	5	5	38	38	38	38	38	38	38	38	
4	61	61	61	4	4	4	4	4	4	32	32	32	
5	4	4	4	61	61	61	32	32	32	4	4	4	
6	94	81	81	81	81	81	61	61	61	61	61	61	
7	81	94	94	94	32	32	81	81	81	81	81	81	
8	47	47	47	47	47	47	47	47	47	47	47	47	
9	9	9	32	32	94	94	94	94	16	16	16	16	
10	25	78	16	16	16	16	16	16	94	94	94	94	
11	78	32	25	99	99	99	99	99	99	99	99	99	
12	32	25	78	78	78	78	78	78	78	78	78	78	
13	30	16	99	25	34	34	34	22	22	22	22	22	
14	16	99	34	34	25	25	22	9	9	34	34	34	
15	34	34	9	9	9	22	25	34	34	25	25	25	
16	99	30	22	22	22	9	9	25	25	9	9	9	
17	22	22	30	30	30	30	30	30	30	30	30	30	
18	28	52	52	52	52	52	52	52	52	52	52	52	
19	52	21	21	21	21	21	21	21	21	21	21	21	
20	21	28	28	28	28	28	28	28	28	28	28	28	
21	44												

Final Result		
1	<b>55</b> A. LOCATELLI	Laps 12
2	<b>5</b> P. OETTL	1.591
3	<b>38</b> H. SOOMER	1.968
4	<b>32</b> I. VINALES	4.634
5	<b>4</b> S. ODENDAAL	6.211
6	<b>61</b> C. ONCU	6.776
7	<b>81</b> M. GONZALEZ	6.783
8	<b>47</b> A. BASSANI	10.724
9	<b>16</b> J. CLUZEL	11.386
10	<b>94</b> C. PEROLARI	14.494
11	<b>99</b> D. WEBB	15.215
12	<b>78</b> H. OKUBO	15.259
13	<b>22</b> F. FULIGNI	23.869
14	<b>34</b> K. MANFREDI	23.963
15	<b>25</b> A. VERDOIA	24.194
16	<b>9</b> G. HENDRA PRATAM	25.649
17	<b>30</b> G. VAN STRAALEN	31.099
18	<b>52</b> P. HOBELSBERGER	35.996
19	<b>21</b> V. FALCONE	1'04.021
RET	<b>28</b> V. DA SILVA BARROS	1 Lap
RET	<b>44</b> L. MAHIAS	11 Laps
RET	<b>56</b> P. SEBESTYEN	
RET	<b>3</b> R. DE ROSA	
RET	<b>12</b> A. RUIZ CARRANZA	
RET	<b>98</b> K. HANIKA	

17/10/2020

These data/results cannot be reproduced, stored and/or transmitted in whole or in part by any manner of electronic, mechanical, photocopying, recording, broadcasting or otherwise now known or herein after developed without the previous express consent by the copyright owner, except for reproduction in daily press and regular printed publications on sale to the public within 60 days of the event related to those data/results and always provided that copyright symbol appears together as follows below.

© DORNA WSBK ORGANIZATION Srl 2020

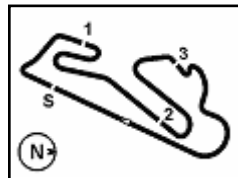
FCR PERIGIA TIMING



Official Tyre Supplier



Official Timekeeper



Circuito Estoril 4.182 m

## Pirelli Estoril Round, 16 - 18 October 2020

### Lap Chart Race 1

2 / 3

#### Lap 1

1	55	A.Locatelli	1'44.650
2	38	H.Soomer	0.852
3	5	P.Oettl	1.423
4	61	C.Oncu	1.705
5	4	S.Odendaal	2.330
6	94	C.Perolari	2.342
7	81	M.Gonzalez	2.409
8	47	A.Bassani	2.747
9	9	G.Hendra Pratama	3.533
10	25	A.Verdoia	3.846
11	78	H.Okubo	3.866
12	32	I.Vinales	4.618
13	30	G.van Straalen	4.653
14	16	J.Cluzel	4.675
15	34	K.Manfredi	4.953
16	99	D.Webb	5.424
17	22	F.Fuligni	5.451
18	28	V.Da Silva Barros	8.256
19	52	P.Hobelsberger	8.354
20	21	V.Falcone	8.490
21	44	L.Mahias	31.823

#### Lap 2

1	55	A.Locatelli	3'25.490
2	38	H.Soomer	0.554
3	5	P.Oettl	1.125
4	61	C.Oncu	1.741
5	4	S.Odendaal	2.385
6	81	M.Gonzalez	2.546
7	94	C.Perolari	3.236
8	47	A.Bassani	3.377
9	9	G.Hendra Pratama	5.564
10	78	H.Okubo	5.572
11	32	I.Vinales	5.583
12	25	A.Verdoia	5.764
13	16	J.Cluzel	5.968
14	99	D.Webb	6.472
15	34	K.Manfredi	6.533
16	30	G.van Straalen	7.396
17	22	F.Fuligni	7.448
18	52	P.Hobelsberger	10.925
19	21	V.Falcone	13.898
20	28	V.Da Silva Barros	14.448

#### Lap 3

1	55	A.Locatelli	5'05.996
2	38	H.Soomer	0.734
3	5	P.Oettl	1.033
4	61	C.Oncu	2.241
5	4	S.Odendaal	2.556
6	81	M.Gonzalez	3.037
7	94	C.Perolari	4.217
8	47	A.Bassani	4.307
9	32	I.Vinales	5.745
10	16	J.Cluzel	7.159
11	25	A.Verdoia	7.729
12	78	H.Okubo	7.748
13	99	D.Webb	7.813
14	34	K.Manfredi	8.237
15	9	G.Hendra Pratama	8.678
16	22	F.Fuligni	9.162
17	30	G.van Straalen	10.084
18	52	P.Hobelsberger	13.259
19	21	V.Falcone	18.835
20	28	V.Da Silva Barros	20.844

#### Lap 4

1	55	A.Locatelli	6'46.209
2	38	H.Soomer	1.020
3	5	P.Oettl	1.144
4	4	S.Odendaal	3.172
5	61	C.Oncu	3.286
6	81	M.Gonzalez	3.855

7	94	C.Perolari	5.767
8	47	A.Bassani	5.807
9	32	I.Vinales	5.850
10	16	J.Cluzel	8.249
11	99	D.Webb	9.017
12	78	H.Okubo	9.342
13	25	A.Verdoia	10.179
14	34	K.Manfredi	10.201
15	9	G.Hendra Pratama	10.756
16	22	F.Fuligni	10.952
17	30	G.van Straalen	12.672
18	52	P.Hobelsberger	16.072
19	21	V.Falcone	23.995
20	28	V.Da Silva Barros	27.771

#### Lap 5

1	55	A.Locatelli	8'26.827
2	5	P.Oettl	0.869
3	38	H.Soomer	1.284
4	4	S.Odendaal	3.316
5	61	C.Oncu	3.372
6	81	M.Gonzalez	4.219
7	32	I.Vinales	5.285
8	47	A.Bassani	6.471
9	94	C.Perolari	7.040
10	16	J.Cluzel	8.597
11	99	D.Webb	9.914
12	78	H.Okubo	10.140
13	34	K.Manfredi	11.460
14	25	A.Verdoia	12.265
15	9	G.Hendra Pratama	12.405
16	22	F.Fuligni	12.763
17	30	G.van Straalen	15.001
18	52	P.Hobelsberger	18.835
19	21	V.Falcone	29.111
20	28	V.Da Silva Barros	34.369

#### Lap 6

1	55	A.Locatelli	10'07.189
2	5	P.Oettl	1.117
3	38	H.Soomer	1.571
4	4	S.Odendaal	4.354
5	61	C.Oncu	4.462
6	81	M.Gonzalez	4.884
7	32	I.Vinales	4.980
8	47	A.Bassani	7.418
9	94	C.Perolari	8.118
10	16	J.Cluzel	8.828
11	99	D.Webb	11.126
12	78	H.Okubo	11.341
13	34	K.Manfredi	13.842
14	25	A.Verdoia	14.758
15	22	F.Fuligni	15.214
16	9	G.Hendra Pratama	15.428
17	30	G.van Straalen	17.936
18	52	P.Hobelsberger	21.714
19	21	V.Falcone	34.404
20	28	V.Da Silva Barros	42.083

#### Lap 7

1	55	A.Locatelli	11'47.693
2	5	P.Oettl	1.171
3	38	H.Soomer	1.702
4	4	S.Odendaal	4.914
5	32	I.Vinales	4.956
6	61	C.Oncu	5.339
7	81	M.Gonzalez	5.501
8	47	A.Bassani	8.390
9	94	C.Perolari	9.181
10	16	J.Cluzel	9.242
11	99	D.Webb	12.197
12	78	H.Okubo	12.429
13	34	K.Manfredi	16.878
14	22	F.Fuligni	16.996
15	25	A.Verdoia	17.004

16	9	G.Hendra Pratama	17.121
17	30	G.van Straalen	20.316
18	52	P.Hobelsberger	24.549
19	21	V.Falcone	39.408
20	28	V.Da Silva Barros	50.726

#### Lap 8

1	55	A.Locatelli	13'28.454
2	5	P.Oettl	1.433
3	38	H.Soomer	1.727
4	4	S.Odendaal	5.218
5	32	I.Vinales	5.232
6	61	C.Oncu	5.373
7	81	M.Gonzalez	5.814
8	47	A.Bassani	9.024
9	94	C.Perolari	10.340
10	16	J.Cluzel	10.376
11	99	D.Webb	13.002
12	78	H.Okubo	13.233
13	22	F.Fuligni	18.499
14	9	G.Hendra Pratama	18.794
15	34	K.Manfredi	18.873
16	25	A.Verdoia	19.352
17	30	G.van Straalen	22.215
18	52	P.Hobelsberger	27.101
19	21	V.Falcone	44.151
20	28	V.Da Silva Barros	59.018

#### Lap 9

1	55	A.Locatelli	15'09.096
2	5	P.Oettl	1.512
3	38	H.Soomer	1.666
4	4	S.Odendaal	5.882
5	32	I.Vinales	5.911
6	61	C.Oncu	6.165
7	81	M.Gonzalez	6.424
8	47	A.Bassani	9.841
9	16	J.Cluzel	10.548
10	94	C.Perolari	11.501
11	99	D.Webb	13.992
12	78	H.Okubo	14.041
13	22	F.Fuligni	19.923
14	9	G.Hendra Pratama	20.340
15	34	K.Manfredi	20.377
16	25	A.Verdoia	20.706
17	30	G.van Straalen	24.399
18	52	P.Hobelsberger	29.747
19	21	V.Falcone	49.148
20	28	V.Da Silva Barros	1'07.328

#### Lap 10

1	55	A.Locatelli	16'49.774
2	5	P.Oettl	1.713
3	38	H.Soomer	2.060
4	32	I.Vinales	5.553
5	4	S.Odendaal	6.189
6	61	C.Oncu	6.278
7	81	M.Gonzalez	6.683
8	47	A.Bassani	10.309
9	16	J.Cluzel	10.628
10	94	C.Perolari	12.497
11	99	D.Webb	14.607
12	78	H.Okubo	14.858
13	22	F.Fuligni	21.433
14	34	K.Manfredi	21.848
15	25	A.Verdoia	22.287
16	9	G.Hendra Pratama	22.504
17	30	G.van Straalen	26.373
18	52	P.Hobelsberger	31.962
19	21	V.Falcone	54.339
20	28	V.Da Silva Barros	1'14.790

#### Lap 11

1	55	A.Locatelli	18'30.667
---	----	-------------	-----------

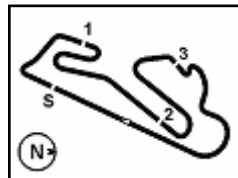
#### Lap 12

1	55	A.Locatelli	20'11.842
2	5	P.Oettl	1.591
3	38	H.Soomer	1.968
4	32	I.Vinales	4.634
5	4	S.Odendaal	6.211
6	61	C.Oncu	6.776
7	81	M.Gonzalez	6.783
8	47	A.Bassani	10.724
9	16	J.Cluzel	11.386
10	94	C.Perolari	14.494
11	99	D.Webb	15.215
12	78	H.Okubo	15.259
13	22	F.Fuligni	23.869
14	34	K.Manfredi	23.963
15	25	A.Verdoia	24.194
16	9	G.Hendra Pratama	25.649
17	30	G.van Straalen	31.099
18	52	P.Hobelsberger	35.996
19	21	V.Falcone	1'04.021

17/10/2020

These data/results cannot be reproduced, stored and/or transmitted in whole or in part by any manner of electronic, mechanical, photocopying, recording, broadcasting or otherwise now known or herein after developed without the previous express consent by the copyright owner, except for reproduction in daily press and regular printed publications on sale to the public within 60 days of the event related to those data/results and always provided that copyright symbol appears together as follows below.

© DORNA WSBK ORGANIZATION Srl 2020



## Pirelli Estoril Round, 16 - 18 October 2020

### Lap Chart Race 1

#### Race Pace Comparison

	55 Loc	5 Oet	38 Soo	32 Vin	4 Ode	61 Onc	81 Gon	47 Bas	16 Clu	94 Per	99 Web	78 Oku	22 Ful	34 Man
1	1'44.650	1'46.073	1'45.502	1'49.268	1'46.980	1'46.355	1'47.059	1'47.397	1'49.325	1'46.992	1'50.074	1'48.516	1'50.101	1'49.603
2	1'40.840	1'40.542	1'40.542	1'41.805	1'40.895	1'40.876	1'40.977	1'41.470	1'42.133	1'41.734	1'41.888	1'42.546	1'42.837	1'42.420
3	1'40.506	1'40.414	1'40.686	1'40.668	<b>1'40.677</b>	1'41.006	1'40.997	1'41.436	1'41.697	1'41.487	1'41.847	1'42.682	1'42.220	1'42.210
4	<b>1'40.213</b>	<b>1'40.324</b>	<b>1'40.499</b>	1'40.318	1'40.829	1'41.258	1'41.031	1'41.713	1'41.303	1'41.763	1'41.417	1'41.807	1'42.003	1'42.177
5	1'40.618	1'40.343	1'40.882	<b>1'40.053</b>	1'40.762	<b>1'40.704</b>	1'40.982	1'41.282	1'40.966	1'41.891	1'41.515	1'41.416	1'42.429	1'41.877
6	1'40.362	1'40.610	1'40.649	1'40.057	1'41.400	1'41.452	1'41.027	1'41.309	<b>1'40.593</b>	<b>1'41.440</b>	1'41.574	1'41.563	1'42.813	1'42.744
7	1'40.504	1'40.558	1'40.635	1'40.480	1'41.064	1'41.381	1'41.121	1'41.476	1'40.918	1'41.567	1'41.575	1'41.592	1'42.286	1'43.540
8	1'40.761	1'41.023	1'40.786	1'41.037	1'41.065	1'40.795	1'41.074	1'41.395	1'41.895	1'41.920	1'41.566	1'41.565	1'42.264	1'42.756
9	1'40.642	1'40.721	1'40.581	1'41.321	1'41.306	1'41.434	1'41.252	1'41.459	1'40.814	1'41.803	1'41.632	1'41.450	1'42.066	1'42.146
10	1'40.678	1'40.879	1'41.072	1'40.320	1'40.985	1'40.791	<b>1'40.937</b>	<b>1'41.146</b>	1'40.758	1'41.674	1'41.293	1'41.495	1'42.188	1'42.149
11	1'40.893	1'40.933	1'41.114	1'40.405	1'41.061	1'41.229	1'40.942	1'41.278	1'41.454	1'42.107	<b>1'41.102</b>	<b>1'41.060</b>	<b>1'41.926</b>	<b>1'41.867</b>
12	1'41.175	1'41.013	1'40.862	1'40.744	1'41.029	1'41.337	1'41.226	1'41.205	1'41.372	1'41.958	1'41.574	1'41.409	1'42.578	1'42.316

	25 Ver	9 Hen	30 vSr	52 Hob	21 Fal	28 DaS	44 Mah
1	1'48.496	1'48.183	1'49.303	1'53.004	1'53.140	1'52.906	2'16.473
2	1'42.758	1'42.871	1'43.583	1'43.411	1'46.248	1'47.032	
3	1'42.471	1'43.620	1'43.194	<b>1'42.840</b>	1'45.443	<b>1'46.902</b>	
4	1'42.663	1'42.291	1'42.801	1'43.026	<b>1'45.373</b>	1'47.140	
5	1'42.704	1'42.267	1'42.947	1'43.381	1'45.734	1'47.216	
6	1'42.855	1'43.385	1'43.297	1'43.241	1'45.655	1'48.076	
7	1'42.750	1'42.197	1'42.884	1'43.339	1'45.508	1'49.147	
8	1'43.109	1'42.434	1'42.660	1'43.313	1'45.504	1'49.053	
9	1'41.996	<b>1'42.188</b>	1'42.826	1'43.288	1'45.639	1'48.952	
10	1'42.259	1'42.842	<b>1'42.652</b>	1'42.893	1'45.869	1'48.140	
11	<b>1'41.851</b>	1'42.312	1'43.627	1'43.095	1'45.762	1'52.531	
12	1'42.124	1'42.901	1'43.167	1'43.007	1'45.988		

17/10/2020

These data/results cannot be reproduced, stored and/or transmitted in whole or in part by any manner of electronic, mechanical, photocopying, recording, broadcasting or otherwise now known or herein after developed without the previous express consent by the copyright owner, except for reproduction in daily press and regular printed publications on sale to the public within 60 days of the event related to those data/results and always provided that copyright symbol appears together as follows below.

© DORNA WSBK ORGANIZATION Srl 2020

FICR PERUGIA TIMING



Official Tyre Supplier



Official Timekeeper

## Pirelli Estoril Round, 16 - 18 October 2020

### Best Sectors & Speed Race 1

Circuito Estoril 4.182 m

#### RESULTS

Pos	Rank	Name	Motorcycle	Laps
1	55	A. LOCATELLI	Yamaha YZF R6	12
2	5	P. OETTL	Kawasaki ZX-6R	1.591
3	38	H. SOOMER	Yamaha YZF R6	1.968
4	32	I. VINALES	Yamaha YZF R6	4.634
5	4	S. ODENDAAL	Yamaha YZF R6	6.211
6	61	C. ONCU	Kawasaki ZX-6R	6.776
7	81	M. GONZALEZ	Kawasaki ZX-6R	6.783
8	47	A. BASSANI	Yamaha YZF R6	10.724
9	16	J. CLUZEL	Yamaha YZF R6	11.386
10	94	C. PEROLARI	Yamaha YZF R6	14.494
11	99	D. WEBB	Yamaha YZF R6	15.215
12	78	H. OKUBO	Honda CBR600RR	15.259
13	22	F. FULIGNI	MV Agusta F3 675	23.869
14	34	K. MANFREDI	Yamaha YZF R6	23.963
15	25	A. VERDOIA	Yamaha YZF R6	24.194
16	9	G. HENDRA PRATAMA	Yamaha YZF R6	25.649
17	30	G. VAN STRAALEN	Yamaha YZF R6	31.099
18	52	P. HOBELSBERGER	Honda CBR600RR	35.996
19	21	V. FALCONE	Yamaha YZF R6	1'04.021
RET	28	V. DA SILVA BARROS	Yamaha YZF R6	1 Lap
RET	44	L. MAHIAS	Kawasaki ZX-6R	11 Laps
RET	3	R. DE ROSA	MV Agusta F3 675	
RET	12	A. RUIZ CARRANZA	Yamaha YZF R6	
RET	56	P. SEBESTYEN	Yamaha YZF R6	
RET	98	K. HANIKA	Yamaha YZF R6	

#### SPEED

Pos	Rank	Name	Motorcycle	Time
1	32	I. VINALES	Yamaha YZF R6	268,7
2	4	S. ODENDAAL	Yamaha YZF R6	267,4
3	61	C. ONCU	Kawasaki ZX-6R	267,4
4	5	P. OETTL	Kawasaki ZX-6R	266,7
5	55	A. LOCATELLI	Yamaha YZF R6	264,2
6	38	H. SOOMER	Yamaha YZF R6	263,5
7	99	D. WEBB	Yamaha YZF R6	262,9
8	94	C. PEROLARI	Yamaha YZF R6	261,7
9	22	F. FULIGNI	MV Agusta F3 675	259,8
10	16	J. CLUZEL	Yamaha YZF R6	259,8
11	47	A. BASSANI	Yamaha YZF R6	258,0
12	78	H. OKUBO	Honda CBR600RR	256,8
13	34	K. MANFREDI	Yamaha YZF R6	256,2
14	9	G. HENDRA PRATAMA	Yamaha YZF R6	255,6
15	81	M. GONZALEZ	Kawasaki ZX-6R	253,2
16	30	G. VAN STRAALEN	Yamaha YZF R6	253,2
17	52	P. HOBELSBERGER	Honda CBR600RR	252,7
18	25	A. VERDOIA	Yamaha YZF R6	250,9
19	21	V. FALCONE	Yamaha YZF R6	245,3
20	28	V. DA SILVA BARROS	Yamaha YZF R6	239,0
21	3	R. DE ROSA	MV Agusta F3 675	200,3
22	44	L. MAHIAS	Kawasaki ZX-6R	199,2

#### SEG. 1

1	55	A. LOCATELLI	20.307
2	16	J. CLUZEL	20.440
3	5	P. OETTL	20.453
4	38	H. SOOMER	20.472
5	32	I. VINALES	20.479
6	99	D. WEBB	20.562
7	4	S. ODENDAAL	20.592
8	47	A. BASSANI	20.602
9	61	C. ONCU	20.660
10	94	C. PEROLARI	20.677
11	78	H. OKUBO	20.686
12	81	M. GONZALEZ	20.708
13	34	K. MANFREDI	20.823
14	22	F. FULIGNI	20.841
15	25	A. VERDOIA	20.844
16	9	G. HENDRA PRATAMA	20.895
17	30	G. VAN STRAALEN	20.989
18	52	P. HOBELSBERGER	21.013
19	21	V. FALCONE	21.632
20	28	V. DA SILVA BARROS	22.177
21	44	L. MAHIAS	42.504

#### SEG. 2

1	32	I. VINALES	24.404
2	38	H. SOOMER	24.489
3	4	S. ODENDAAL	24.490
4	55	A. LOCATELLI	24.512
5	5	P. OETTL	24.526
6	61	C. ONCU	24.552
7	16	J. CLUZEL	24.555
8	81	M. GONZALEZ	24.577
9	94	C. PEROLARI	24.577
10	78	H. OKUBO	24.603
11	99	D. WEBB	24.659
12	47	A. BASSANI	24.671
13	9	G. HENDRA PRATAMA	24.727
14	22	F. FULIGNI	24.756
15	25	A. VERDOIA	24.797
16	34	K. MANFREDI	24.868
17	52	P. HOBELSBERGER	25.044
18	30	G. VAN STRAALEN	25.094
19	21	V. FALCONE	25.461
20	28	V. DA SILVA BARROS	25.788
21	44	L. MAHIAS	26.919

#### SEG. 3

1	38	H. SOOMER	23.311
2	32	I. VINALES	23.356
3	55	A. LOCATELLI	23.422
4	4	S. ODENDAAL	23.427
5	5	P. OETTL	23.438
6	61	C. ONCU	23.450
7	16	J. CLUZEL	23.554
8	99	D. WEBB	23.554
9	81	M. GONZALEZ	23.564
10	47	A. BASSANI	23.573
11	78	H. OKUBO	23.579
12	22	F. FULIGNI	23.691
13	94	C. PEROLARI	23.748
14	34	K. MANFREDI	23.773
15	25	A. VERDOIA	23.897
16	30	G. VAN STRAALEN	23.933
17	9	G. HENDRA PRATAMA	24.039
18	52	P. HOBELSBERGER	24.080
19	21	V. FALCONE	24.635
20	28	V. DA SILVA BARROS	24.941
21	44	L. MAHIAS	25.027

#### SEG. 4

1	32	I. VINALES	31.651
2	5	P. OETTL	31.714
3	61	C. ONCU	31.854
4	81	M. GONZALEZ	31.873
5	16	J. CLUZEL	31.880
6	55	A. LOCATELLI	31.887
7	4	S. ODENDAAL	31.922
8	47	A. BASSANI	31.936
9	38	H. SOOMER	31.965
10	34	K. MANFREDI	31.994
11	78	H. OKUBO	32.011
12	9	G. HENDRA PRATAMA	32.092
13	22	F. FULIGNI	32.100
14	99	D. WEBB	32.147
15	25	A. VERDOIA	32.206
16	94	C. PEROLARI	32.243
17	30	G. VAN STRAALEN	32.474
18	52	P. HOBELSBERGER	32.540
19	21	V. FALCONE	33.361
20	28	V. DA SILVA BARROS	33.692

17/10/2020

These data/results cannot be reproduced, stored and/or transmitted in whole or in part by any manner of electronic, mechanical, photocopying, recording, broadcasting or otherwise now known or herein after developed without the previous express consent by the copyright owner, except for reproduction in daily press and regular printed publications on sale to the public within 60 days of the event related to those data/results and always provided that copyright symbol appears together as follows below.

© DORNA WSBK ORGANIZATION Srl 2020

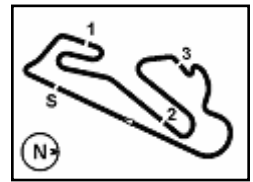
FICR PERUGIA TIMING



Official Tyre Supplier



Official Timekeeper



## Pirelli Estoril Round, 16 - 18 October 2020

### Chronological Analysis Race 1

Circuito Estoril 4.182 m

Start at 15:41'10.587

1 / 3

1° 55 A. LOCATELLI (1'40.213)							
Lap	Seg.1	Seg.2	Seg.3	Seg.4	Lap Time	km/h	Local Time
1		24.734	23.463	31.905	1'44.650	204,0	15:42'55.237
2	20.594	24.649	23.458	32.139	1'40.840	261,7	15:44'36.077
3	20.582	24.534	23.503	<b>31.887</b>	1'40.506	258,6	15:46'16.583
4	20.377	<b>24.512</b>	<b>23.422</b>	31.902	<b>1'40.213</b>	<b>264,2</b>	15:47'56.796
5	20.455	24.735	<b>23.422</b>	32.006	1'40.618	255,6	15:49'37.414
6	20.364	24.550	23.466	31.982	1'40.362	261,0	15:51'17.776
7	<b>20.307</b>	24.540	23.559	32.098	1'40.504	262,9	15:52'58.280
8	20.494	24.664	23.445	32.158	1'40.761	258,6	15:54'39.041
9	20.447	24.598	23.470	32.127	1'40.642	262,3	15:56'19.683
10	20.425	24.647	23.544	32.062	1'40.678	257,4	15:58'00.361
11	20.485	24.658	23.552	32.198	1'40.893	261,0	15:59'41.254
12	20.507	24.686	23.701	32.281	1'41.175	262,3	16:01'22.429
Race Time 20'11.842							

2° 5 P. OETTL (1'40.324)							
Lap	Seg.1	Seg.2	Seg.3	Seg.4	Lap Time	km/h	Local Time
1		24.746	23.759	31.961	1'46.073	202,1	15:42'56.660
2	20.697	24.589	23.542	<b>31.714</b>	1'40.542	256,8	15:44'37.202
3	20.493	24.607	23.514	31.800	1'40.414	258,6	15:46'17.616
4	20.554	<b>24.526</b>	23.499	31.745	<b>1'40.324</b>	253,2	15:47'57.940
5	<b>20.453</b>	24.621	<b>23.438</b>	31.831	1'40.343	<b>266,7</b>	15:49'38.283
6	20.566	24.540	23.595	31.909	1'40.610	261,0	15:51'18.893
7	20.518	24.586	23.523	31.931	1'40.558	261,0	15:52'59.451
8	20.543	24.766	23.564	32.150	1'41.023	260,4	15:54'40.474
9	20.508	24.586	23.531	32.096	1'40.721	260,4	15:56'21.195
10	20.541	24.715	23.591	32.032	1'40.879	259,8	15:58'02.074
11	20.587	24.660	23.575	32.111	1'40.933	256,2	15:59'43.007
12	20.573	24.674	23.662	32.104	1'41.013	261,0	16:01'24.020
Race Time 20'13.433							

3° 38 H. SOOMER (1'40.499)							
Lap	Seg.1	Seg.2	Seg.3	Seg.4	Lap Time	km/h	Local Time
1		24.610	23.427	32.179	1'45.502	202,1	15:42'56.089
2	20.699	24.561	<b>23.311</b>	31.971	1'40.542	252,1	15:44'36.631
3	20.485	24.640	23.505	32.056	1'40.686	259,2	15:46'17.317
4	20.570	24.548	23.416	<b>31.965</b>	<b>1'40.499</b>	262,3	15:47'57.816
5	20.735	24.648	23.441	32.058	1'40.882	262,3	15:49'38.698
6	20.511	24.522	23.538	32.078	1'40.649	253,2	15:51'19.347
7	<b>20.472</b>	24.557	23.427	32.179	1'40.635	258,6	15:52'59.982
8	20.484	<b>24.489</b>	23.670	32.143	1'40.786	<b>263,5</b>	15:54'40.768
9	20.527	24.524	23.473	32.057	1'40.581	253,8	15:56'21.349
10	20.739	24.522	23.675	32.136	1'41.072	249,2	15:58'02.421
11	20.699	24.589	23.654	32.172	1'41.114	255,6	15:59'43.535
12	20.561	24.622	23.609	32.070	1'40.862	257,4	16:01'24.397
Race Time 20'13.810							

4° 32 I. VINALES (1'40.053)							
Lap	Seg.1	Seg.2	Seg.3	Seg.4	Lap Time	km/h	Local Time
1		25.693	24.157	32.423	1'49.268	193,3	15:42'59.855
2	20.903	24.752	23.614	32.536	1'41.805	247,6	15:44'41.660
3	20.550	24.533	23.658	31.927	1'40.668	260,4	15:46'22.328
4	20.527	24.409	23.493	31.889	1'40.318	261,7	15:48'02.646
5	<b>20.479</b>	24.468	23.358	31.748	<b>1'40.053</b>	261,7	15:49'42.699
6	20.549	24.471	23.386	<b>31.651</b>	1'40.057	261,7	15:51'22.756
7	20.558	<b>24.404</b>	23.503	32.015	1'40.480	256,8	15:53'03.236
8	20.729	24.570	23.693	32.045	1'41.037	258,6	15:54'44.273
9	21.083	24.460	23.637	32.141	1'41.321	250,4	15:56'25.594
10	20.517	24.486	<b>23.356</b>	31.961	1'40.320	<b>268,7</b>	15:58'05.914
11	20.528	24.464	23.461	31.952	1'40.405	263,5	15:59'46.319
12	20.612	24.505	23.525	32.102	1'40.744	258,6	16:01'27.063
Race Time 20'16.476							

5° 4 S. ODENDAAL (1'40.677)							
Lap	Seg.1	Seg.2	Seg.3	Seg.4	Lap Time	km/h	Local Time
1							
2							
3							
4							
5							
6							
7							
8							
9							
10							
11							
12							

1		24.998	23.586	32.232	1'46.980	204,0	15:42'57.567
2	20.663	24.620	23.548	32.064	1'40.895	259,2	15:44'38.462
3	20.643	24.567	23.545	<b>31.922</b>	<b>1'40.677</b>	256,8	15:46'19.139
4	20.733	<b>24.490</b>	23.525	32.081	1'40.829	255,0	15:47'59.968
5	<b>20.592</b>	24.564	23.437	32.169	1'40.762	263,5	15:49'40.730
6	20.871	24.720	23.512	32.297	1'41.400	261,0	15:51'22.130
7	20.612	24.578	23.553	32.321	1'41.064	264,8	15:53'03.194
8	20.593	24.581	23.635	32.256	1'41.065	264,8	15:54'44.259
9	20.840	24.621	23.599	32.246	1'41.306	260,4	15:56'25.565
10	20.879	24.495	<b>23.427</b>	32.184	1'40.985	<b>267,4</b>	15:58'06.550
11	20.710	24.612	23.642	32.097	1'41.061	262,3	15:59'47.611
12	20.765	24.579	23.556	32.129	1'41.029	258,6	16:01'28.640
Race Time 20'18.053							

6° 61 C. ONCU (1'40.704)							
Lap	Seg.1	Seg.2	Seg.3	Seg.4	Lap Time	km/h	Local Time
1		24.888	23.655	31.865	1'46.355	202,9	15:42'56.942
2	20.745	24.661	23.598	31.872	1'40.876	253,8	15:44'37.818
3	20.765	24.692	23.531	32.018	1'41.006	251,5	15:46'18.824
4	20.796	24.803	23.751	31.908	1'41.258	253,8	15:48'00.082
5	20.775	24.612	<b>23.450</b>	31.867	<b>1'40.704</b>	244,8	15:49'40.786
6	<b>20.660</b>	24.761	23.735	32.296	1'41.452	263,5	15:51'22.238
7	20.912	<b>24.552</b>	23.876	32.041	1'41.381	253,2	15:53'03.619
8	20.731	24.599	23.611	<b>31.854</b>	1'40.795	256,2	15:54'44.414
9	21.130	24.661	23.582	32.061	1'41.434	256,8	15:56'25.848
10	20.795	24.620	23.520	31.856	1'40.791	263,5	15:58'06.639
11	20.933	24.695	23.626	31.975	1'41.229	<b>267,4</b>	15:59'47.868
12	20.802	24.625	23.911	31.999	1'41.337	250,9	16:01'29.205
Race Time 20'18.618							

7° 81 M. GONZALEZ (1'40.937)							
Lap	Seg.1	Seg.2	Seg.3	Seg.4	Lap Time	km/h	Local Time
1		24.895	23.936	32.155	1'47.059	201,8	15:42'57.646
2	20.791	24.688	<b>23.564</b>	31.934	1'40.977	250,9	15:44'38.623
3	20.742	<b>24.577</b>	23.618	32.060	1'40.997	242,1	15:46'19.620
4	20.717	24.793	23.648	<b>31.873</b>	1'41.031	249,8	15:48'00.651
5	20.711	24.581	23.624	32.066	1'40.982	<b>253,2</b>	15:49'41.633
6	20.768	24.675	23.631	31.953	1'41.027	249,2	15:51'22.660
7	20.817	24.632	23.575	32.097	1'41.121	250,9	15:53'03.781
8	20.715	24.649	23.682	32.028	1'41.074	250,4	15:54'44.855
9	20.819	24.749	23.595	32.089	1'41.252	252,1	15:56'26.107
10	<b>20.708</b>	24.620	23.657	31.952	<b>1'40.937</b>	250,4	15:58'07.044
11	20.762	24.611	23.654	31.915	1'40.942	250,4	15:59'47.986
12	20.843	24.660	23.808	31.915	1'41.226	250,4	16:01'29.212
Race Time 20'18.625							

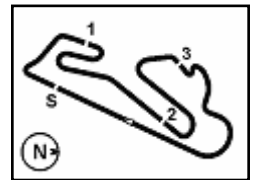
8° 47 A. BASSANI (1'41.146)							
Lap	Seg.1	Seg.2	Seg.3	Seg.4	Lap Time	km/h	Local Time
1		25.108	23.893	<b>31.936</b>	1'47.397	212,7	15:42'57.984
2	21.029	24.808	23.677	31.956	1'41.470	236,4	15:44'39.454
3	20.847	24.699	23.824	32.066	1'41.436	244,8	15:46'20.890
4	20.829	24.838	23.798	32.248	1'41.713	249,8	15:48'02.603
5	20.750	24.751	23.699	32.082	1'41.282	250,9	15:49'43.885
6	20.694	<b>24.671</b>	23.777	32.167	1'41.309	247,6	15:51'25.194
7	20.684	24.817	23.814	32.161	1'41.476	<b>258,0</b>	15:53'06.670
8	20.641	24.744	23.764	32.246	1'41.395	253,8	15:54'48.065
9	20.741	24.794	23.792	32.132	1'41.459	251,5	15:56'29.524
10	20.657	24.766	23.660	32.063	<b>1'41.146</b>	255,0	15:58'10.670
11	20.674	24.718	23.708	32.178	1'41.278	254,4	15:59'51.948
12	<b>20.602</b>	24.804	<b>23.573</b>	32.226	1'41.205	255,0	16:01'33.153
Race Time 20'22.566							

9° 16 J. CLUZEL (1'40.593)							
Lap	Seg.1	Seg.2	Seg.3	Seg.4	Lap Time	km/h	Local Time
1		25.618	24.297	32.266	1'49.325	196,0	15:42'59.912
2	21.629	24.779	23.845	<b>31.880</b>	1'42.133	250,4	15:44'42.045

17/10/2020

P = Pits In/Out - C = Lap Time Cancelled

These data/results cannot be reproduced, stored and/or transmitted in whole or in part by any manner of electronic, mechanical, photocopying, recording, broadcasting or otherwise now known or herein after developed without the previous express consent by the copyright owner, except for reproduction in daily press and regular printed publications on sale to the public within 60 days of the event related to those data/results and always provided that copyright symbol appears together as follows below.



## Pirelli Estoril Round, 16 - 18 October 2020

### Chronological Analysis Race 1

Circuito Estoril 4.182 m

Start at 15:41'10.587

2 / 3

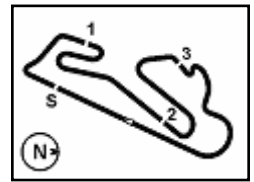
Lap	Seg.1	Seg.2	Seg.3	Seg.4	Lap Time	km/h	Local Time
3	21.159	24.672	23.821	32.045	1'41.697	233,9	15:46'23.742
4	20.704	24.648	23.705	32.246	1'41.303	250,4	15:48'05.045
5	20.543	24.661	23.612	32.150	1'40.966	<b>259,8</b>	15:49'46.011
6	<b>20.440</b>	24.570	<b>23.554</b>	32.029	<b>1'40.593</b>	257,4	15:51'26.604
7	20.634	24.586	23.663	32.035	1'40.918	258,0	15:53'07.522
8	21.400	<b>24.555</b>	23.651	32.289	1'41.895	253,8	15:54'49.417
9	20.589	24.561	23.585	32.079	1'40.814	253,8	15:56'30.231
10	20.568	24.568	23.611	32.011	1'40.758	258,0	15:58'10.989
11	20.678	24.619	23.855	32.302	1'41.454	254,4	15:59'52.443
12	20.736	24.627	23.710	32.299	1'41.372	253,8	16:01'33.815
Race Time 20'23.228							
<b>14° 34 K. MANFREDI (1'41.867)</b>							
Lap	Seg.1	Seg.2	Seg.3	Seg.4	Lap Time	km/h	Local Time
1		25.830	24.242	32.226	1'49.603	211,0	15:43'00.190
2	21.138	24.887	24.122	32.273	1'42.420	241,1	15:44'42.610
3	21.196	24.959	24.061	<b>31.994</b>	1'42.210	239,0	15:46'24.820
4	21.066	24.958	23.987	32.166	1'42.177	247,0	15:48'06.997
5	21.009	24.881	<b>23.773</b>	32.214	1'41.877	254,4	15:49'48.874
6	20.976	24.949	24.141	32.678	1'42.744	241,1	15:51'31.618
7	21.258	25.308	24.239	32.735	1'43.540	<b>256,2</b>	15:53'15.158
8	21.477	<b>24.868</b>	24.138	32.273	1'42.756	252,7	15:54'57.914
9	21.137	24.896	23.993	32.120	1'42.146	239,0	15:56'40.060
10	<b>20.823</b>	24.995	23.891	32.440	1'42.149	<b>256,2</b>	15:58'22.209
11	20.919	24.896	23.897	32.155	<b>1'41.867</b>	247,0	16:00'04.076
12	21.098	24.918	23.900	32.400	1'42.316	246,4	16:01'46.392
Race Time 20'35.805							
<b>15° 25 A. VERDOIA (1'41.851)</b>							
Lap	Seg.1	Seg.2	Seg.3	Seg.4	Lap Time	km/h	Local Time
1		25.381	24.116	32.280	1'48.496	212,3	15:42'59.083
2	21.197	24.935	24.147	32.479	1'42.758	244,8	15:44'41.841
3	21.005	24.900	24.116	32.450	1'42.471	241,1	15:46'24.312
4	21.342	24.955	23.915	32.451	1'42.663	243,2	15:48'06.975
5	21.287	24.977	24.049	32.391	1'42.704	240,0	15:49'49.679
6	21.170	25.004	24.053	32.628	1'42.855	240,5	15:51'32.534
7	21.110	24.941	24.214	32.485	1'42.750	241,1	15:53'15.284
8	21.583	24.887	23.989	32.650	1'43.109	245,3	15:54'58.393
9	21.012	24.881	<b>23.897</b>	<b>32.206</b>	1'41.996	243,7	15:56'40.389
10	20.913	24.909	24.069	32.368	1'42.259	<b>250,9</b>	15:58'22.648
11	<b>20.844</b>	<b>24.797</b>	23.903	32.307	<b>1'41.851</b>	243,7	16:00'04.499
12	20.873	24.958	23.985	32.308	1'42.124	245,9	16:01'46.623
Race Time 20'36.036							
<b>16° 9 G. HENDRA PRATAMA (1'42.188)</b>							
Lap	Seg.1	Seg.2	Seg.3	Seg.4	Lap Time	km/h	Local Time
1		25.285	24.109	32.177	1'48.183	214,3	15:42'58.770
2	20.999	24.759	24.184	32.929	1'42.871	249,2	15:44'41.641
3	21.562	25.212	24.660	32.186	1'43.620	236,4	15:46'25.261
4	21.104	<b>24.727</b>	24.236	32.224	1'42.291	233,4	15:48'07.552
5	21.071	24.819	24.285	<b>32.092</b>	1'42.267	241,1	15:49'49.819
6	21.213	24.911	24.266	32.995	1'43.385	239,0	15:51'33.204
7	21.060	24.776	24.099	32.262	1'42.197	235,9	15:53'15.401
8	<b>20.895</b>	24.758	24.285	32.496	1'42.434	<b>255,6</b>	15:54'57.835
9	21.035	24.881	<b>24.039</b>	32.233	<b>1'42.188</b>	241,6	15:56'40.023
10	21.106	24.916	24.181	32.639	1'42.842	253,8	15:58'22.865
11	20.947	24.877	24.104	32.384	1'42.312	242,1	16:00'05.177
12	21.045	25.019	24.230	32.607	1'42.901	241,6	16:01'48.078
Race Time 20'37.491							
<b>17° 30 G. VAN STRAALLEN (1'42.652)</b>							
Lap	Seg.1	Seg.2	Seg.3	Seg.4	Lap Time	km/h	Local Time
1		25.660	24.175	32.555	1'49.303	212,3	15:42'59.890
2	21.171	25.122	24.648	32.642	1'43.583	243,7	15:44'43.473
3	21.186	25.171	24.234	32.603	1'43.194	234,9	15:46'26.667
4	<b>20.989</b>	25.262	24.032	32.518	1'42.801	250,9	15:48'09.468
5	21.093	25.294	23.990	32.570	1'42.947	243,7	15:49'52.415
6	21.073	25.378	24.126	32.720	1'43.297	246,4	15:51'35.712
7	21.138	25.156	24.067	32.523	1'42.884	243,7	15:53'18.596
8	21.048	25.181	<b>23.933</b>	32.498	1'42.660	<b>253,2</b>	15:55'01.256

17/10/2020 P = Pits In/Out - C = Lap Time Cancelled

These data/results cannot be reproduced, stored and/or transmitted in whole or in part by any manner of electronic, mechanical, photocopying, recording, broadcasting or otherwise now known or herein after developed without the previous express consent by the copyright owner, except for reproduction in daily press and regular printed publications on sale to the public within 60 days of the event related to those data/results and always provided that copyright symbol appears together as follows below.

© DORNA WSBK ORGANIZATION Srl 2020





## Pirelli Estoril Round, 16 - 18 October 2020

### Chronological Analysis Race 1

Start at 15:41'10.587

9	21.022	25.327	23.987	32.490	1'42.826	248,7	15:56'44.082
10	21.080	25.142	23.956	<b>32.474</b>	<b>1'42.652</b>	248,7	15:58'26.734
11	21.043	<b>25.094</b>	24.763	32.727	1'43.627	250,4	16:00'10.361
12	21.027	25.259	24.073	32.808	1'43.167	<b>253,2</b>	16:01'53.528
Race Time 20'42.941							

18° 52 P. HOBELSBERGER (1'42.840)							
Lap	Seg.1	Seg.2	Seg.3	Seg.4	Lap Time	km/h	Local Time
1		25.877	26.126	32.939	1'53.004	210,2	15:43'03.591
2	21.349	25.239	24.112	32.711	1'43.411	<b>252,7</b>	15:44'47.002
3	21.158	<b>25.044</b>	24.095	32.543	<b>1'42.840</b>	241,1	15:46'29.842
4	21.207	25.111	<b>24.080</b>	32.628	1'43.026	244,8	15:48'12.868
5	21.188	25.089	24.318	32.786	1'43.381	250,4	15:49'56.249
6	21.211	25.201	24.207	32.622	1'43.241	243,7	15:51'39.490
7	21.215	25.201	24.268	32.655	1'43.339	241,6	15:53'22.829
8	21.214	25.172	24.318	32.609	1'43.313	245,9	15:55'06.142
9	21.251	25.159	24.249	32.629	1'43.288	241,6	15:56'49.430
10	21.092	25.097	24.164	<b>32.540</b>	1'42.893	248,7	15:58'32.323
11	<b>21.013</b>	25.189	24.253	32.640	1'43.095	245,3	16:00'15.418
12	21.078	25.107	24.216	32.606	1'43.007	<b>252,7</b>	16:01'58.425
Race Time 20'47.838							

19° 21 V. FALCONE (1'45.373)							
Lap	Seg.1	Seg.2	Seg.3	Seg.4	Lap Time	km/h	Local Time
1		26.176	24.873	33.868	1'53.140	210,2	15:43'03.727
2	22.081	25.791	24.998	33.378	1'46.248	234,9	15:44'49.975
3	21.698	<b>25.461</b>	24.843	33.441	1'45.443	237,4	15:46'35.418
4	21.712	25.560	<b>24.635</b>	33.466	<b>1'45.373</b>	242,6	15:48'20.791
5	21.888	25.555	24.806	33.485	1'45.734	244,8	15:50'06.525
6	21.811	25.585	24.729	33.530	1'45.655	244,8	15:51'52.180
7	<b>21.632</b>	25.629	24.693	33.554	1'45.508	<b>245,3</b>	15:53'37.688
8	21.716	25.631	24.796	<b>33.361</b>	1'45.504	239,0	15:55'23.192
9	21.758	25.645	24.783	33.453	1'45.639	243,7	15:57'08.831
10	21.950	25.634	24.770	33.515	1'45.869	240,0	15:58'54.700
11	21.711	25.573	24.829	33.649	1'45.762	<b>245,3</b>	16:00'40.462
12	21.742	25.619	24.945	33.682	1'45.988	240,5	16:02'26.450
Race Time 21'15.863							

RET 28 V. DA SILVA BARROS (1'46.902)							
Lap	Seg.1	Seg.2	Seg.3	Seg.4	Lap Time	km/h	Local Time
1		26.025	25.244	33.802	1'52.906	215,2	15:43'03.493
2	22.180	25.833	25.086	33.933	1'47.032	236,9	15:44'50.525
3	<b>22.177</b>	<b>25.788</b>	<b>24.941</b>	33.996	<b>1'46.902</b>	234,9	15:46'37.427
4	22.419	25.870	25.159	<b>33.692</b>	1'47.140	219,4	15:48'24.567
5	22.423	25.865	25.038	33.890	1'47.216	226,7	15:50'11.783
6	22.306	26.431	25.405	33.934	1'48.076	232,9	15:51'59.859
7	22.629	26.518	25.758	34.242	1'49.147	231,4	15:53'49.006
8	22.514	26.363	25.802	34.374	1'49.053	231,4	15:55'38.059
9	22.354	26.332	25.840	34.426	1'48.952	<b>239,0</b>	15:57'27.011
10	22.265	25.911	25.606	34.358	1'48.140	233,9	15:59'15.151
11	22.223	27.521	26.730	36.057	1'52.531	234,4	16:01'07.682
Race Time 19'57.095							

RET 44 L. MAHIAS							
Lap	Seg.1	Seg.2	Seg.3	Seg.4	Lap Time	km/h	Local Time
1		<b>26.919</b>	<b>25.027</b>	42.023	2'16.473P	<b>199,2</b>	15:43'27.060
Race Time 2'16.473							

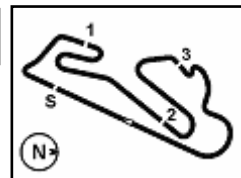
17/10/2020

P = Pits In/Out - C = Lap Time Cancelled

These data/results cannot be reproduced, stored and/or transmitted in whole or in part by any manner of electronic, mechanical, photocopying, recording, broadcasting or otherwise now known or herein after developed without the previous express consent by the copyright owner, except for reproduction in daily press and regular printed publications on sale to the public within 60 days of the event related to those data/results and always provided that copyright symbol appears together as follows below.

© DORNA WSBK ORGANIZATION Srl 2020



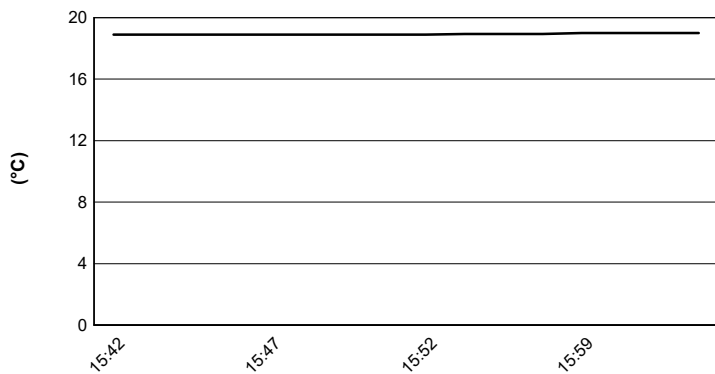


## Pirelli Estoril Round, 16 - 18 October 2020

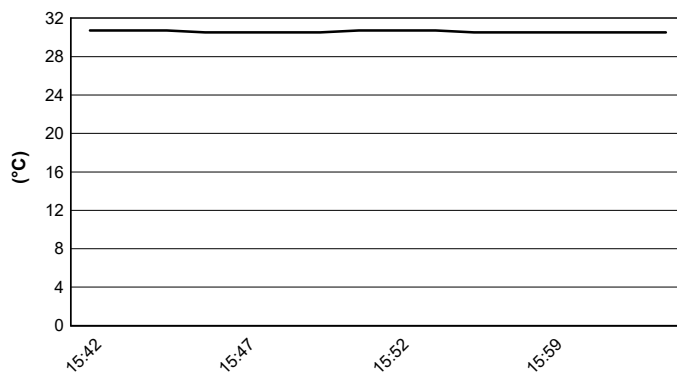
### Weather Report Race 1

Session started 15:41 - Session ended 16:04

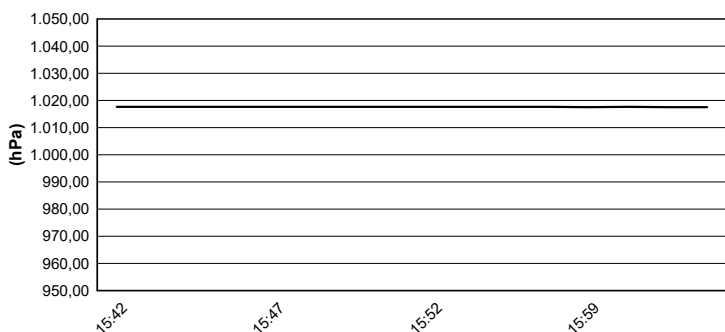
#### Air Temperature



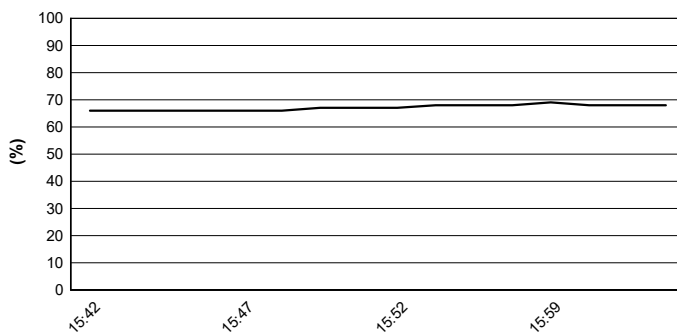
#### Track Temperature



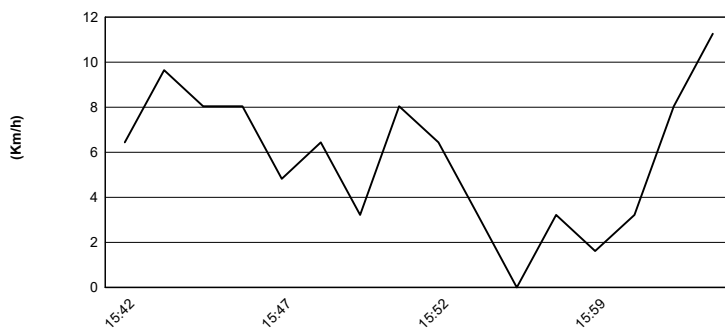
#### Air Pressure



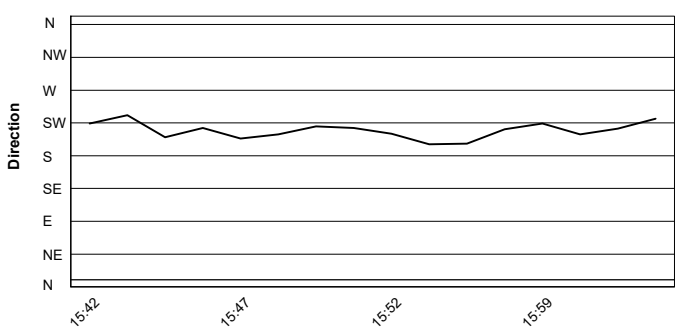
#### Humidity



#### Wind Speed



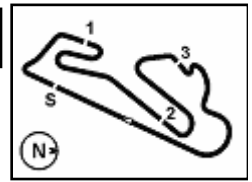
#### Wind Direction



17/10/2020

These data/results cannot be reproduced, stored and/or transmitted in whole or in part by any manner of electronic, mechanical, photocopying, recording, broadcasting or otherwise now known or herein after developed without the previous express consent by the copyright owner, except for reproduction in daily press and regular printed publications on sale to the public within 60 days of the event related to those data/results and always provided that copyright symbol appears together as follows below.

© DORNA WSBK ORGANIZATION Srl 2020



Circuito Estoril 4.182 m

## Pirelli Estoril Round, 16 - 18 October 2020 Manufacturers Standings

Points	Points From First	Points From Previous	March 1 PHILLIP ISLAND		August 2 JEREZ		August 9 PORTIMÃO		August 30 ARAGON		September 6 TERUEL		September 20 BARCELONA		October 4 MAGNY-COURS		October 18 ESTORIL		
			1	2	1	2	1	2	1	2	1	2	1	2	1	2	1	2	
1	YAMAHA	345	25	25	25	25	25	25	25	25	25	25	25	20	25	25			
			1	1	1	1	1	1	1	1	1	1	1	1	1	1			
2	KAWASAKI	243	13	16	16	20	11	16	13	13	20	20	20	25	20				
		102	2	2	2	2	2	2	2	2	2	2	2	2	2				
3	MV AGUSTA	124		11	11	16	4	13	16	20	2	2	13	13	3				
		221		3	3	3	3	3	3	3	3	3	3	3	3				
		119																	
4	HONDA	25	5	4	4			1	1			7	7	4	4				
		320	3	4	4			4	4			4	4	4	4				
		99																	

17/10/2020 First Line: Championship Standings - Second Line: Ranking Progression

These data/results cannot be reproduced, stored and/or transmitted in whole or in part by any manner of electronic, mechanical, photocopying, recording, broadcasting or otherwise now known or herein after developed without the previous express consent by the copyright owner, except for reproduction in daily press and regular printed publications on sale to the public within 60 days of the event related to those data/results and always provided that copyright symbol appears together as follows below.

© DORNA WSBK ORGANIZATION Srl 2020

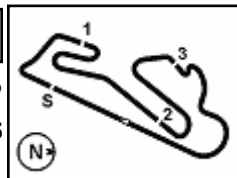
FICR PERUGIA TIMING



Official Tyre Supplier



Official Timekeeper



Circuito Estoril 4.182 m

**Pirelli Estoril Round, 16 - 18 October 2020**
**Best Lap & Speed**

No.	Rider Bike	Nat	Best Lap		FP1		FP2		FP3		SP		RC1	
			LL	SPD	LL	SPD	LL	SPD	LL	SPD	LL	SPD	LL	SPD
1	<b>55 A. LOCATELLI</b> Yamaha YZF R6	ITA	<b>1'39.520</b>	68 264,1	1'41.947	18 256,7	1'41.398	16 259,8	1'40.690	10 261,0	<b>1'39.520</b>	9 262,2	1'40.213	15 <b>264,1</b>
2	<b>44 L. MAHIAS</b> Kawasaki ZX-6R	FRA	<b>1'39.666</b>	53 264,1	1'41.193	14 263,5	1'40.863	18 <b>264,1</b>	1'40.961	9 261,6	<b>1'39.666</b>	9 262,2	3	
3	<b>5 P. OETTL</b> Kawasaki ZX-6R	GER	<b>1'39.829</b>	67 268,0	1'41.476	17 267,3	1'41.661	17 265,4	1'40.230	8 267,3	<b>1'39.829</b>	10 <b>268,0</b>	1'40.324	15 266,7
4	<b>3 R. DE ROSA</b> MV Agusta F3 675	ITA	<b>1'39.979</b>	65 270,0	1'41.308	19 266,7	1'40.745	21 267,3	1'40.825	10 261,6	<b>1'39.979</b>	12 <b>270,0</b>	3	
5	<b>32 I. VINALES</b> Yamaha YZF R6	ESP	<b>1'40.053</b>	66 272,0	1'41.247	16 <b>272,0</b>	1'41.012	15 269,3	1'40.822	11 266,0	1'40.581	9 267,3	<b>1'40.053</b>	15 268,6
6	<b>38 H. SOOMER</b> Yamaha YZF R6	EST	<b>1'40.499</b>	71 272,6	1'41.901	18 270,0	1'40.797	19 <b>272,6</b>	1'40.541	11 266,0	1'41.140	8 266,7	<b>1'40.499</b>	15 263,5
7	<b>99 D. WEBB</b> Yamaha YZF R6	GBR	<b>1'40.559</b>	67 267,3	1'42.145	17 266,7	1'41.881	18 <b>267,3</b>	1'41.862	7 256,1	<b>1'40.559</b>	10 252,6	1'41.102	15 262,9
8	<b>16 J. CLUZEL</b> Yamaha YZF R6	FRA	<b>1'40.593</b>	62 260,4	1'41.964	15 <b>260,4</b>	1'41.155	18 <b>260,4</b>	1'41.197	7 257,9	1'40.694	7 258,5	<b>1'40.593</b>	15 259,8
9	<b>4 S. ODENDAAL</b> Yamaha YZF R6	RSA	<b>1'40.677</b>	70 272,0	1'42.137	16 269,3	1'41.113	19 <b>272,0</b>	1'41.486	9 259,2	1'40.724	11 266,7	<b>1'40.677</b>	15 267,3
10	<b>81 M. GONZALEZ</b> Kawasaki ZX-6R	ESP	<b>1'40.690</b>	69 266,7	1'42.732	16 <b>266,7</b>	1'41.714	20 259,2	1'40.846	9 253,2	<b>1'40.690</b>	9 260,4	1'40.937	15 253,2
11	<b>61 C. ONCU</b> Kawasaki ZX-6R	TUR	<b>1'40.704</b>	67 267,3	1'41.793	18 264,1	1'41.796	15 266,7	1'41.218	9 <b>267,3</b>	1'40.984	10 258,5	<b>1'40.704</b>	15 <b>267,3</b>
12	<b>98 K. HANIKA</b> Yamaha YZF R6	CZE	<b>1'40.852</b>	56 268,6	1'42.373	17 266,7	1'41.583	18 <b>268,6</b>	1'41.409	11 262,9	<b>1'40.852</b>	10 259,8		
13	<b>56 P. SEBESTYEN</b> Yamaha YZF R6	HUN	<b>1'40.951</b>	61 257,3	1'42.886	19 256,7	1'41.245	20 <b>257,3</b>	1'41.637	9 243,7	<b>1'40.951</b>	11 250,3	2	
14	<b>78 H. OKUBO</b> Honda CBR600RR	JPN	<b>1'41.060</b>	62 261,6	1'43.085	18 <b>261,6</b>	1'42.717	18 257,3	1'41.950	9 253,2	1'42.087	2 245,8	<b>1'41.060</b>	15 256,7
15	<b>47 A. BASSANI</b> Yamaha YZF R6	ITA	<b>1'41.146</b>	74 261,0	1'42.770	21 <b>261,0</b>	1'42.164	19 260,4	1'42.520	10 247,0	1'41.335	9 255,5	<b>1'41.146</b>	15 257,9
16	<b>94 C. PEROLARI</b> Yamaha YZF R6	FRA	<b>1'41.296</b>	66 268,0	1'41.733	16 <b>268,0</b>	1'41.659	12 262,2	1'41.801	11 260,4	<b>1'41.296</b>	12 264,8	1'41.440	15 261,6
17	<b>22 F. FULIGNI</b> MV Agusta F3 675	ITA	<b>1'41.538</b>	71 259,8	1'43.941	16 <b>259,8</b>	1'42.712	19 <b>259,8</b>	1'43.356	9 258,5	<b>1'41.538</b>	12 259,2	1'41.926	15 <b>259,8</b>
18	<b>34 K. MANFREDI</b> Yamaha YZF R6	ITA	<b>1'41.609</b>	68 266,0	1'43.631	17 265,4	1'41.760	18 <b>266,0</b>	1'41.989	9 261,0	<b>1'41.609</b>	9 262,2	1'41.867	15 256,1
19	<b>12 A. RUIZ CARRANZA</b> Yamaha YZF R6	ESP	<b>1'41.743</b>	64 260,4	1'43.291	21 255,0	1'42.064	20 <b>260,4</b>	1'42.743	9 259,2	<b>1'41.743</b>	11 255,5	3	
20	<b>25 A. VERDOIA</b> Yamaha YZF R6	FRA	<b>1'41.851</b>	65 252,6	1'43.076	16 <b>252,6</b>	1'42.828	16 251,5	1'43.176	9 248,6	1'42.586	9 <b>252,6</b>	<b>1'41.851</b>	15 250,9
21	<b>30 G. VAN STRAALLEN</b> Yamaha YZF R6	NED	<b>1'42.148</b>	78 257,3	1'45.772	21 254,4	1'44.740	19 <b>257,3</b>	1'43.472	11 246,4	<b>1'42.148</b>	12 252,6	1'42.652	15 253,2
22	<b>9 G. HENDRA PRATAMA</b> Yamaha YZF R6	INA	<b>1'42.188</b>	66 256,1	1'45.405	14 255,5	1'42.839	16 255,5	1'42.941	11 <b>256,1</b>	1'42.884	10 252,6	<b>1'42.188</b>	15 255,5
23	<b>52 P. HOBELSBERGER</b> Honda CBR600RR	GER	<b>1'42.366</b>	69 252,6	1'44.501	18 252,0	1'43.566	16 <b>252,6</b>	1'42.549	9 247,5	<b>1'42.366</b>	11 249,8	1'42.840	15 <b>252,6</b>
24	<b>21 V. FALCONE</b> Yamaha YZF R6	FRA	<b>1'44.413</b>	75 248,6	1'45.975	20 <b>248,6</b>	1'45.058	20 248,1	1'45.507	9 241,5	<b>1'44.413</b>	11 <b>248,6</b>	1'45.373	15 245,3
25	<b>28 V. DA SILVA BARROS</b> Yamaha YZF R6	AGO	<b>1'45.987</b>	62 254,4	1'47.146	13 <b>254,4</b>	1'46.553	17 252,6	1'46.295	8 248,1	<b>1'45.987</b>	10 249,8	1'46.902	14 238,9

17/10/2020

These data/results cannot be reproduced, stored and/or transmitted in whole or in part by any manner of electronic, mechanical, photocopying, recording, broadcasting or otherwise now known or herein after developed without the previous express consent by the copyright owner, except for reproduction in daily press and regular printed publications on sale to the public within 60 days of the event related to those data/results and always provided that copyright symbol appears together as follows below.

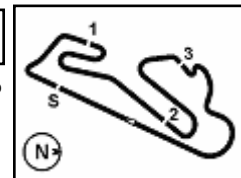
© DORNA WSBK ORGANIZATION Srl 2020

**FICR PERUGIA TIMING**


Official Tyre Supplier



Official Timekeeper



## Pirelli Estoril Round, 16 - 18 October 2020

### Pirelli Best Lap Award

Circuito Estoril 4.182 m

1 / 2

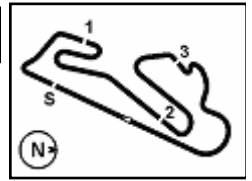
Points	Points From First	Points From Previous	March 1	August 2	August 9	August 30	September 6	September 20	October 4	October 18						
			PHILLIP ISLAND	JEREZ	PORTIMÃO	ARAGON	TERUEL	BARCELONA	MAGNY-COURS	ESTORIL						
<b>1 LOCATELLI</b> Andrea (ITA)	<b>313</b>		25 1 1	25 25 1 1	25 25 1 1	25 25 1 1	25 25 1 1	13 25 1 1	25 1 1	25 1 1						
<b>2 MAHIAS</b> Lucas (FRA)	<b>204</b> 109		13 4 4	13 16 3 3	20 3 3	11 13 3 3	13 20 3 3	20 20 3 2	20 25 2 2	2 2						
<b>3 CLUZEL</b> Jules (FRA)	<b>153</b> 160 51		20 2 2	20 20 2 2	10 20 2 2	20 20 2 2	16 2 2		2 3 3 3	7 3						
<b>4 OETTL</b> Philipp (GER)	<b>151</b> 162 2			16 13 8 5	9 11 5 5	16 11 4 4	11 13 5 4	8 16 4 4	2 5 4 4	20 4 4						
<b>5 ODENDAAL</b> Steven (RSA)	<b>123</b> 190 28		10 6 6	10 8 5 6	8 13 7 5	10 8 6 7	7 7 8	10 11 7 7	4 13 7 6	11 5						
<b>6 DE ROSA</b> Raffaele (ITA)	<b>119</b> 194 4			11 11 10 9	16 4 5 8	13 16 7 6	20 4 5	2 13 5 5	13 5 5	6 6						
<b>7 GONZALEZ</b> Manuel (ESP)	<b>117</b> 196 2		9 7 7	8 6 6 8	6 10 9 9	8 6 9 9	10 8 8 9	9 9 8 9	9 10 8 7	9 7						
<b>8 SOOMER</b> Hannes (EST)	<b>107</b> 206 10		11 5 5	6 7 6 7	7 8 8 9	10 10	11 10	3 6 10 10	16 16 10 10	16 8						
<b>9 PEROLARI</b> Corentin (FRA)	<b>107</b> 206 0		16 3 3	9 10 4 4	13 9 4 4	6 9 5 5	7 9 6 6	8 6 6	5 6 8	6 8						
<b>10 VINALES</b> Isaac (ESP)	<b>106</b> 207 1		8 8 8	9 12 11	11 16 10 7	9 10 8 8	16 8 7	1 10 8 8	3 9 9	13 10						
<b>11 WEBB</b> Danny (GBR)	<b>74</b> 239 32		6 10 10	4 5 11 12	5 11 12	7 7 11 11	8 6 10 11	7 11 11	6 8 11 11	5 11						
<b>12 ONCU</b> Can Alexander (TUR)	<b>63</b> 250 11		7 9 9	7 4 9 10	6 12 11	3 3 11 12	4 12 13	10 9 13 13	10 13 12	10 12						
<b>13 SEBESTYEN</b> Peter (HUN)	<b>49</b> 264 14		4 12 12	5 15 16	4 5 13 13	5 13 13	9 10 13 12	5 12 12	7 12 13	13 13						
<b>14 MANFREDI</b> Kevin (ITA)	<b>39</b> 274 10				3 20	20 20	3 17 19	11 3 17 17	11 6 15 14	2 14						
<b>15 SMITH</b> Kyle (GBR)	<b>36</b> 277 3							16 18 19	20 19 15	15						
<b>16 VERDOIA</b> Andy (FRA)	<b>34</b> 279 2		3 13 13	1 16 16	17 19	19 19	1 1 20 19	25 2 14 14	14 16	1 16						
<b>17 FULIGNI</b> Federico (ITA)	<b>32</b> 281 2			3 2 16 14	15 17	4 4 15 15	6 2 15 15	8 16 16	3 16 17	17						
<b>18 BASSANI</b> Axel (ITA)	<b>29</b> 284 3				3 19 20	20 20	2 3 20 18	6 4 20 18	1 2 18 19	8 18						
<b>19 RUIZ CARRANZA</b> Alejandro (ESP)	<b>25</b> 288 4			5 3 13 13	13 15	5 2 13 14	5 5 14 14	15 15	17 18	19						
<b>20 PONS</b> Miquel (ESP)	<b>16</b> 297 9				2 7 20 14	15 16	16 16	7 18 19	19 20	20						
<b>21 OKUBO</b> Hikari (JPN)	<b>12</b> 301 4					1 24	25 25	26 26	7 26 24	4 21						
<b>22 CRESSON</b> Loris (BEL)	<b>12</b> 301 0		1 15 15	2 16 18	1 2 17 16	17 17	17 19	5 1 21 21	21 21	21						
<b>23 HENDRA PRATAMA</b> Galang (INA)	<b>12</b> 301 0				1 23	24 24	4 4 20 16	22 22	3 22 21	21						
<b>24 HANIKA</b> Karel (CZE)	<b>11</b> 302 1								11 23	24						
<b>25 HOBELSBERGER</b> Patrick (GER)	<b>6</b> 307 5		5 11 11	13 14	15 17	1 17 17	17 19	23 23	23 25	25						

17/10/2020 First Line: Championship Standings - Second Line: Ranking Progression

These data/results cannot be reproduced, stored and/or transmitted in whole or in part by any manner of electronic, mechanical, photocopying, recording, broadcasting or otherwise now known or herein after developed without the previous express consent by the copyright owner, except for reproduction in daily press and regular printed publications on sale to the public within 60 days of the event related to those data/results and always provided that copyright symbol appears together as follows below.

© DORNA WSBK ORGANIZATION Srl 2020





**Pirelli Estoril Round, 16 - 18 October 2020**  
**Pirelli Best Lap Award**

	Points	Points From First	Points From Previous	March 1 PHILLIP ISLAND	August 2 JEREZ	August 9 PORTIMÃO	August 30 ARAGON	September 6 TERUEL	September 20 BARCELONA	October 4 MAGNY-COURS	October 18 ESTORIL						
<b>26 VAN STRAALEN</b> Glenn (NED)	4	309	2							4 26	26						
<b>27 HERRERA</b> Maria (ESP)	2	311	2				2 22 22	23 23	24 24	24 27	27						
<b>28 VAN SIKKELERUS</b> Jaimie (NED)	2	311	0	2 14 14	19 19	20 22	22 22	23 23	24 24	24 27	27						
<b>29 MONTELLA</b> Luigi (ITA)	1	312	1		1 20 20	22 23	24 24	25 25	26 26	26 29	29						

17/10/2020 First Line: Championship Standings - Second Line: Ranking Progression

These data/results cannot be reproduced, stored and/or transmitted in whole or in part by any manner of electronic, mechanical, photocopying, recording, broadcasting or otherwise now known or herein after developed without the previous express consent by the copyright owner, except for reproduction in daily press and regular printed publications on sale to the public within 60 days of the event related to those data/results and always provided that copyright symbol appears together as follows below.

© DORNA WSBK ORGANIZATION Srl 2020

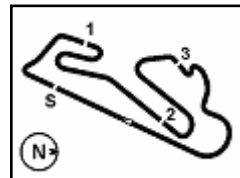
FIKR PERUGIA TIMING



Official Tyre Supplier



Official Timekeeper



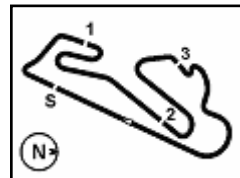
## Pirelli Estoril Round, 16 - 18 October 2020 Championship Standings

Rank	Rider	Points	Points From First	Points From Previous	March 1	August 2	August 9	August 30	September 6	September 20	October 4	October 18			
					PHILLIP ISLAND	JEREZ	PORTIMÃO	ARAGON	TERUEL	BARCELONA	MAGNY-COURS	ESTORIL			
1	LOCATELLI Andrea (ITA)	313			25 1 1	25 25 1 1	25 25 1 1	25 25 1 1	25 25 1 1	13 25 1 1	25 1 1	25 1 1			
2	MAHIAS Lucas (FRA)	204	109		13 4 4	13 16 3 3	20 3 3	11 13 3 3	13 20 3 3	20 20 3 2	20 25 2 2	2 2			
3	CLUZEL Jules (FRA)	153	160	51	20 2 2	20 20 2 2	10 20 2 2	20 20 2 2	16 2 2		2 3 3 3	7 3 3			
4	OETTL Philipp (GER)	151	162	2		16 13 8 5	9 11 5 5	16 11 4 4	11 13 5 4	8 16 4 4	2 5 4 4	20 4 4			
5	ODENDAAL Steven (RSA)	123	190	28	10 6 6	10 8 5 6	8 13 7 5	10 8 6 7	7 7 8	10 11 7 7	4 13 7 6	11 5			
6	DE ROSA Raffaele (ITA)	119	194	4		11 11 10 9	16 4 5 8	13 16 7 6	20 4 5	2 13 5 5	13 5 5	6 5 5			
7	GONZALEZ Manuel (ESP)	117	196	2	9 7 7	8 6 6 8	6 10 9 9	8 6 9 9	10 8 8 9	9 9 8 9	9 10 8 7	9 8 7			
8	SOOMER Hannes (EST)	107	206	10	11 5 5	6 7 6 7	7 8 8 9	10 10 10 10	11 11 10	3 6 10 10	16 16 10 10	16 8			
9	PEROLARI Corentin (FRA)	107	206	0	16 3 3	9 10 4 4	13 9 4 4	6 9 5 5	7 9 6 6	8 6 6	5 6 8	6 8 8			
10	VINALES Isaac (ESP)	106	207	1	8 8 8	9 12 11	11 16 10 7	9 10 8 8	16 8 7	1 10 8 8	3 9 9	13 9 9			
11	WEBB Danny (GBR)	74	239	32	6 10 10	4 5 11 12	5 11 12	7 7 11 11	8 6 10 11	7 11 11	6 8 11 11	5 11			
12	ONCU Can Alexander (TUR)	63	250	11	7 9 9	7 4 9 10	6 12 11	3 3 11 12		4 13 13	10 9 13 12	10 12			
13	SEBESTYEN Peter (HUN)	49	264	14	4 12 12	15 16	4 5 13 13	5 9 13 13	10 13 12	5 7 12 12	13 13				
14	MANFREDI Kevin (ITA)	39	274	10			3 20 20		3 17 19	11 3 17 17	11 6 15 14	2 14			
15	SMITH Kyle (GBR)	36	277	3						16 18 19	20 19 15	15			
16	VERDOIA Andy (FRA)	34	279	2	3 13 13	1 16 16	17 19	19 19	1 1 20 19	25 2 14 14		1 14 16			
17	FULIGNI Federico (ITA)	32	281	2		3 2 16 14	15 17	4 4 15 15	6 2 15 15		8 16 17	3 17			
18	BASSANI Axel (ITA)	29	284	3			3 19 20	2 3 20 20	6 4 20 18	1 2 20 18	8 18 19				
19	RUIZ CARRANZA Alejandro (ESP)	25	288	4		5 3 13 13	13 15	5 2 13 14	5 5 14 14	15 15	17 18	19			
20	PONS Miquel (ESP)	16	297	9			2 7 20 14	15 16	16 16	7 18 19	19 20	20			
21	OKUBO Hikari (JPN)	12	301	4				1 24	25 25	26 26	26 24	7 21			
22	CRESSON Loris (BEL)	12	301	0	1 15 15	2 16 18	1 2 17 16	17 17	17 19	5 1 21 21	21 21	21			
23	HENDRA PRATAMA Galang (INA)	12	301	0			1 23	4 4 24 24	4 4 20 16	22 22	22 21	3 21			
24	HANIKA Karel (CZE)	11	302	1							11 23	24			
25	HOBELBERGER Patrick (GER)	6	307	5	5 11 11	13 14	15 17	1 17 17	17 19	23 23	23 25	25			

17/10/2020 First Line: Championship Standings - Second Line: Ranking Progression

These data/results cannot be reproduced, stored and/or transmitted in whole or in part by any manner of electronic, mechanical, photocopying, recording, broadcasting or otherwise now known or herein after developed without the previous express consent by the copyright owner, except for reproduction in daily press and regular printed publications on sale to the public within 60 days of the event related to those data/results and always provided that copyright symbol appears together as follows below.

© DORNA WSBK ORGANIZATION Srl 2020



## Pirelli Estoril Round, 16 - 18 October 2020 Championship Standings

	Points	Points From First	Points From Previous	March 1	August 2	August 9	August 30	September 6	September 20	October 4	October 18								
				PHILLIP ISLAND	JEREZ	PORTIMÃO	ARAGON	TERUEL	BARCELONA	MAGNY-COURS	ESTORIL								
26 <b>VAN STRAALEN</b> Glenn (NED)	4	309	2								4	26							
27 <b>HERRERA</b> Maria (ESP)	2	311	2				2	22	22	23	23	24	24	24	27	27			
28 <b>VAN SIKKELERUS</b> Jaimie (NED)	2	311	0	2	14	14	19	19	20	22	22	22	22	23	23	24	24	24	27
29 <b>MONTELLA</b> Luigi (ITA)	1	312	1		1	20	20	22	23	24	24	25	25	26	26	26	29	29	

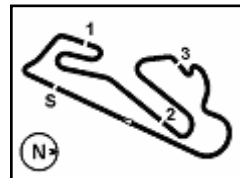
17/10/2020 First Line: Championship Standings - Second Line: Ranking Progression

These data/results cannot be reproduced, stored and/or transmitted in whole or in part by any manner of electronic, mechanical, photocopying, recording, broadcasting or otherwise now known or herein after developed without the previous express consent by the copyright owner, except for reproduction in daily press and regular printed publications on sale to the public within 60 days of the event related to those data/results and always provided that copyright symbol appears together as follows below.

© DORNA WSBK ORGANIZATION Srl 2020







## Pirelli Estoril Round, 16 - 18 October 2020 Championship Standings

Points	Points From First	Points From Previous	WorldSSP Challenge															
			March 1 PHILLIP ISLAND	August 2 JEREZ	August 9 PORTIMÃO	August 30 ARAGON	September 6 TERUEL	September 20 BARCELONA	October 4 MAGNY-COURS	October 18 ESTORIL								
<b>1</b> <b>MANFREDI</b> Kevin (ITA)	<b>39</b>				<b>3</b> 2	2	2	<b>3</b> 2	3	<b>11</b> 2	<b>3</b> 2	<b>11</b> 1	<b>6</b> 1	<b>2</b> 1				
<b>2</b> <b>BASSANI</b> Axel (ITA)	<b>29</b> 10			<b>3</b> 2	2	2	<b>2</b> 3	<b>3</b> 2	<b>6</b> 3	<b>4</b> 3	<b>1</b> 3	<b>2</b> 3	<b>8</b> 2					
<b>3</b> <b>RUIZ CARRANZA</b> Alejandro (ESP)	<b>25</b> 14 4		<b>5</b> 1	<b>3</b> 1	1	1	<b>5</b> 1	<b>2</b> 1	<b>5</b> 1	<b>5</b> 1	1	1	2	2	3			
<b>4</b> <b>HERRERA</b> Maria (ESP)	<b>2</b> 37 23				<b>2</b> 4	4	4	4	4	4	4	4	4	4				
<b>5</b> <b>MONTELLA</b> Luigi (ITA)	<b>1</b> 38 1		<b>1</b> 2	2	2	3	4	5	5	5	5	5	5	5				

17/10/2020 First Line: Championship Standings - Second Line: Ranking Progression

These data/results cannot be reproduced, stored and/or transmitted in whole or in part by any manner of electronic, mechanical, photocopying, recording, broadcasting or otherwise now known or herein after developed without the previous express consent by the copyright owner, except for reproduction in daily press and regular printed publications on sale to the public within 60 days of the event related to those data/results and always provided that copyright symbol appears together as follows below.

© DORNA WSBK ORGANIZATION Srl 2020