

## Pirelli Estoril Round, 16 - 18 October 2020

### Results Free Practice 2nd Session

Circuito Estoril 4.182 m

1 / 2

No.	Rider	Nat	Team	Bike	Class	Time	Gap	Rel.	Laps	Speed	
										Avg	Max
1	3 R. DE ROSA	ITA	MV Agusta Reparto Corse	MV Agusta F3 675		<b>1'40.745</b>			21	149,439	<b>267,4</b>
2	38 H. SOOMER	EST	Kallio Racing	Yamaha YZF R6		<b>1'40.797</b>	0.052	0.052	19	149,362	<b>272,7</b>
3	44 L. MAHIAS	FRA	Kawasaki Puccetti Racing	Kawasaki ZX-6R		<b>1'40.863</b>	0.118	0.066	18	149,264	<b>264,2</b>
4	32 I. VINALES	ESP	Kallio Racing	Yamaha YZF R6		<b>1'41.012</b>	0.267	0.149	15	149,044	<b>269,3</b>
5	4 S. ODENDAAL	RSA	EAB Ten Kate Racing	Yamaha YZF R6		<b>1'41.113</b>	0.368	0.101	19	148,895	<b>272,0</b>
6	16 J. CLUZEL	FRA	GMT94 Yamaha	Yamaha YZF R6		<b>1'41.155</b>	0.410	0.042	18	148,833	<b>260,4</b>
7	56 P. SEBESTYEN	HUN	OXXO Yamaha Team Toth	Yamaha YZF R6		<b>1'41.245</b>	0.500	0.090	20	148,701	<b>257,4</b>
8	55 A. LOCATELLI	ITA	BARDAHL Evan Bros. WorldSSP Team	Yamaha YZF R6		<b>1'41.398</b>	0.653	0.153	16	148,476	<b>259,8</b>
9	98 K. HANIKA	CZE	WRP Wepol Racing	Yamaha YZF R6		<b>1'41.583</b>	0.838	0.185	18	148,206	<b>268,7</b>
10	94 C. PEROLARI	FRA	GMT94 Yamaha	Yamaha YZF R6		<b>1'41.659</b>	0.914	0.076	12	148,095	<b>262,3</b>
11	5 P. OETTL	GER	Kawasaki Puccetti Racing	Kawasaki ZX-6R		<b>1'41.661</b>	0.916	0.002	17	148,092	<b>265,4</b>
12	81 M. GONZALEZ	ESP	Kawasaki ParkinGO Team	Kawasaki ZX-6R		<b>1'41.714</b>	0.969	0.053	20	148,015	<b>259,2</b>
13	34 K. MANFREDI	ITA	Altogoo Racing Team	Yamaha YZF R6		<b>1'41.760</b>	1.015	0.046	18	147,948	<b>266,1</b>
14	61 C. ONCU	TUR	Turkish Racing Team	Kawasaki ZX-6R		<b>1'41.796</b>	1.051	0.036	15	147,896	<b>266,7</b>
15	99 D. WEBB	GBR	WRP Wepol Racing	Yamaha YZF R6		<b>1'41.881</b>	1.136	0.085	18	147,772	<b>267,4</b>
16	12 A. RUIZ CARRANZA	ESP	EMPERADOR Racing Team	Yamaha YZF R6		<b>1'42.064</b>	1.319	0.183	20	147,507	<b>260,4</b>
17	47 A. BASSANI	ITA	Soradis Yamaha Motoxracing	Yamaha YZF R6		<b>1'42.164</b>	1.419	0.100	19	147,363	<b>260,4</b>
18	22 F. FULIGNI	ITA	MV Agusta Reparto Corse	MV Agusta F3 675		<b>1'42.712</b>	1.967	0.548	19	146,577	<b>259,8</b>
19	78 H. OKUBO	JPN	Dynavolt Honda	Honda CBR600RR		<b>1'42.717</b>	1.972	0.005	18	146,570	<b>257,4</b>
20	25 A. VERDOIA	FRA	bLU cRU WorldSSP by MS Racing	Yamaha YZF R6		<b>1'42.828</b>	2.083	0.111	16	146,411	<b>251,5</b>
21	9 G. HENDRA PRATAMA	INA	bLU cRU WorldSSP by MS Racing	Yamaha YZF R6		<b>1'42.839</b>	2.094	0.011	16	146,396	<b>255,6</b>
22	52 P. HOBELSBERGER	GER	Dynavolt Honda	Honda CBR600RR		<b>1'43.566</b>	2.821	0.727	16	145,368	<b>252,7</b>
23	30 G. VAN STRAALEN	NED	MPM Routz Racing Team	Yamaha YZF R6		<b>1'44.740</b>	3.995	1.174	19	143,739	<b>257,4</b>
24	21 V. FALCONE	FRA	OXXO Yamaha Team Toth	Yamaha YZF R6		<b>1'45.058</b>	4.313	0.318	20	143,304	<b>248,1</b>
25	28 V. DA SILVA BARROS	AGO	Palkalgar Yamaha - Evan Bros	Yamaha YZF R6		<b>1'46.553</b>	5.808	1.495	17	141,293	<b>252,7</b>

Qualifying Lap Time (107% of 1'40.745): 1'47.798

\* WorldSSP Challenge

AIR	Humidity:	58%	Temp:	18°C
TRACK	Condition:	Dry	Temp:	29°C

Start 16/10/2020 16:00 End 16:47 The results are provisional until the end of the time limit for protests and appeals and the completion of the technical checks.

These data/results cannot be reproduced, stored and/or transmitted in whole or in part by any manner of electronic, mechanical, photocopying, recording, broadcasting or otherwise now known or herein after developed without the previous express consent by the copyright owner, except for reproduction in daily press and regular printed publications on sale to the public within 60 days of the event related to those data/results and always provided that copyright symbol appears together as follows below.

© DORNA WSBK ORGANIZATION Srl 2020

## Pirelli Estoril Round, 16 - 18 October 2020

### Results Free Practice 2nd Session

#### Session Highlights

Local Time	No. Rider	Description
16.00.00		Start
16.00.15		WorldSSP Pit Intervention Time: 1min 21secs
16.04.39	38 H. SOOMER	On the Gravel - Turn 1
16.04.58	38 H. SOOMER	Re-joined
16.05.30	4 S. ODENDAAL	Lap Cancelled (1'45.243) - Exceeded Track Limits - Turn 4
16.06.23	47 A. BASSANI	Lap Cancelled (1'44.527) - Exceeded Track Limits - Turn 7
16.08.55	94 C. PEROLARI	Crashed - Turn 7
16.09.38	47 A. BASSANI	Lap Cancelled (1'42.891) - Exceeded Track Limits - Turn 13
16.09.44	12 A. RUIZ CARRANZA	Lap Cancelled (1'43.059) - Exceeded Track Limits - Turn 13
16.09.53	52 P. HOBELSBERGER	On Asphalt - Re-Joined - Turn 1
16.09.58	94 C. PEROLARI	Re-joined
16.11.59	5 P. OETTL	Current Lap Cancelled - Exceeded Track Limits - Turn 1
16.12.15	3 R. DE ROSA	On Asphalt - Re-Joined - Turn 1
16.12.56	22 F. FULIGNI	Lap Cancelled (1'43.299) - Exceeded Track Limits - Turn 13
16.15.02	99 D. WEBB	Crashed - Turn 4
16.15.32	99 D. WEBB	Re-joined
16.22.37	98 K. HANIK	Lap Cancelled (1'42.226) - Exceeded Track Limits - Turn 13
16.24.05	28 V. DA SILVA BARROS	Current Lap Cancelled - Exceeded Track Limits - Turn 1
16.25.09	61 C. ONCU	Crashed - Turn 3
16.25.15	61 C. ONCU	Re-joined
16.30.52	47 A. BASSANI	Current Lap Cancelled - Exceeded Track Limits - Turn 1
16.32.45	38 H. SOOMER	Current Lap Cancelled - Exceeded Track Limits - Turn 1
16.35.54	4 S. ODENDAAL	Lap Cancelled (1'43.453) - Exceeded Track Limits - Turn 13
16.37.57	3 R. DE ROSA	On Asphalt - Re-Joined - Turn 1
16.40.42	38 H. SOOMER	Lap Cancelled (1'41.070) - Exceeded Track Limits - Turn 13
16.42.44	4 S. ODENDAAL	Lap Cancelled (1'48.601) - Exceeded Track Limits - Turn 7
16.44.04	12 A. RUIZ CARRANZA	Lap Cancelled (1'42.379) - Exceeded Track Limits - Turn 13
16.47.01		End Of Session

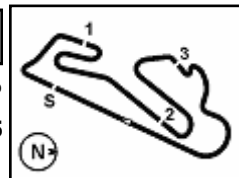
#### Fastest Laps Sequence

No.	Rider	Nat	Team	Bike	Local Time	Time	Gap	Avg
61	C. ONCU	TUR	Turkish Racing Team	Kawasaki ZX-6R	16:03'43.306	<b>1'42.803</b>		146,447
38	H. SOOMER	EST	Kallio Racing	Yamaha YZF R6	16:04'13.000	<b>1'42.584</b>	-0.219	146,760
55	A. LOCATELLI	ITA	BARDAHL Evan Bros. WorldSSP Team	Yamaha YZF R6	16:05'03.655	<b>1'42.041</b>	-0.543	147,541
55	A. LOCATELLI	ITA	BARDAHL Evan Bros. WorldSSP Team	Yamaha YZF R6	16:06'45.071	<b>1'41.416</b>	-0.625	148,450
38	H. SOOMER	EST	Kallio Racing	Yamaha YZF R6	16:17'39.808	<b>1'41.115</b>	-0.301	148,892
3	R. DE ROSA	ITA	MV Agusta Reparto Corse	MV Agusta F3 675	16:23'04.617	<b>1'40.745</b>	-0.370	149,439

Start 16:00 End 16:47 The results are provisional until the end of the time limit for protests and appeals and the completion of the technical checks.

These data/results cannot be reproduced, stored and/or transmitted in whole or in part by any manner of electronic, mechanical, photocopying, recording, broadcasting or otherwise now known or herein after developed without the previous express consent by the copyright owner, except for reproduction in daily press and regular printed publications on sale to the public within 60 days of the event related to those data/results and always provided that copyright symbol appears together as follows below.

© DORNA WSBK ORGANIZATION Srl 2020



## Pirelli Estoril Round, 16 - 18 October 2020

### Free Practices Combined Results after FP2

No.	Rider	Nat	Team	Bike	Class	FP1	FP2	FP3	Time	Gap	Rel.	Avg	LL
1	<b>3 R. DE ROSA</b>	ITA	MV Agusta Reparto Corse	MV Agusta F3 675		1'41.308	<b>1'40.745</b>		<b>1'40.745</b>			149,439	40
2	<b>38 H. SOOMER</b>	EST	Kallio Racing	Yamaha YZF R6		1'41.901	<b>1'40.797</b>		<b>1'40.797</b>	0.052	0.052	149,362	37
3	<b>44 L. MAHIAS</b>	FRA	Kawasaki Puccetti Racing	Kawasaki ZX-6R		1'41.193	<b>1'40.863</b>		<b>1'40.863</b>	0.118	0.066	149,264	32
4	<b>32 I. VINALES</b>	ESP	Kallio Racing	Yamaha YZF R6		1'41.247	<b>1'41.012</b>		<b>1'41.012</b>	0.267	0.149	149,044	31
5	<b>4 S. ODENDAAL</b>	RSA	EAB Ten Kate Racing	Yamaha YZF R6		1'42.137	<b>1'41.113</b>		<b>1'41.113</b>	0.368	0.101	148,895	35
6	<b>16 J. CLUZEL</b>	FRA	GMT94 Yamaha	Yamaha YZF R6		1'41.964	<b>1'41.155</b>		<b>1'41.155</b>	0.410	0.042	148,833	33
7	<b>56 P. SEBESTYEN</b>	HUN	OXXO Yamaha Team Toth	Yamaha YZF R6		1'42.886	<b>1'41.245</b>		<b>1'41.245</b>	0.500	0.090	148,701	39
8	<b>55 A. LOCATELLI</b>	ITA	BARDAHL Evan Bros. WorldSSP Team	Yamaha YZF R6		1'41.947	<b>1'41.398</b>		<b>1'41.398</b>	0.653	0.153	148,476	34
9	<b>5 P. OETTL</b>	GER	Kawasaki Puccetti Racing	Kawasaki ZX-6R		<b>1'41.476</b>	1'41.661		<b>1'41.476</b>	0.731	0.078	148,362	34
10	<b>98 K. HANIKA</b>	CZE	WRP Wepol Racing	Yamaha YZF R6		1'42.373	<b>1'41.583</b>		<b>1'41.583</b>	0.838	0.107	148,206	35
11	<b>94 C. PEROLARI</b>	FRA	GMT94 Yamaha	Yamaha YZF R6		1'41.733	<b>1'41.659</b>		<b>1'41.659</b>	0.914	0.076	148,095	28
12	<b>81 M. GONZALEZ</b>	ESP	Kawasaki ParkinGO Team	Kawasaki ZX-6R		1'42.732	<b>1'41.714</b>		<b>1'41.714</b>	0.969	0.055	148,015	36
13	<b>34 K. MANFREDI</b>	ITA	Altogoo Racing Team	Yamaha YZF R6		1'43.631	<b>1'41.760</b>		<b>1'41.760</b>	1.015	0.046	147,948	35
14	<b>61 C. ONCU</b>	TUR	Turkish Racing Team	Kawasaki ZX-6R		<b>1'41.793</b>	1'41.796		<b>1'41.793</b>	1.048	0.033	147,900	33
15	<b>99 D. WEBB</b>	GBR	WRP Wepol Racing	Yamaha YZF R6		1'42.145	<b>1'41.881</b>		<b>1'41.881</b>	1.136	0.088	147,772	35
16	<b>12 A. RUIZ CARRANZA</b>	ESP	EMPERADOR Racing Team	Yamaha YZF R6		1'43.291	<b>1'42.064</b>		<b>1'42.064</b>	1.319	0.183	147,507	41
17	<b>47 A. BASSANI</b>	ITA	Soradis Yamaha Motoxracing	Yamaha YZF R6		1'42.770	<b>1'42.164</b>		<b>1'42.164</b>	1.419	0.100	147,363	40
18	<b>22 F. FULIGNI</b>	ITA	MV Agusta Reparto Corse	MV Agusta F3 675		1'43.941	<b>1'42.712</b>		<b>1'42.712</b>	1.967	0.548	146,577	35
19	<b>78 H. OKUBO</b>	JPN	Dynavolt Honda	Honda CBR600RR		1'43.085	<b>1'42.717</b>		<b>1'42.717</b>	1.972	0.005	146,570	36
20	<b>25 A. VERDOIA</b>	FRA	bLU cRU WorldSSP by MS Racing	Yamaha YZF R6		1'43.076	<b>1'42.828</b>		<b>1'42.828</b>	2.083	0.111	146,411	32
21	<b>9 G. HENDRA PRATAMA</b>	INA	bLU cRU WorldSSP by MS Racing	Yamaha YZF R6		1'45.405	<b>1'42.839</b>		<b>1'42.839</b>	2.094	0.011	146,396	30
22	<b>52 P. HOBELSBERGER</b>	GER	Dynavolt Honda	Honda CBR600RR		1'44.501	<b>1'43.566</b>		<b>1'43.566</b>	2.821	0.727	145,368	34
23	<b>30 G. VAN STRAALLEN</b>	NED	MPM Routz Racing Team	Yamaha YZF R6		1'45.772	<b>1'44.740</b>		<b>1'44.740</b>	3.995	1.174	143,739	40
24	<b>21 V. FALCONE</b>	FRA	OXXO Yamaha Team Toth	Yamaha YZF R6		1'45.975	<b>1'45.058</b>		<b>1'45.058</b>	4.313	0.318	143,304	40
25	<b>28 V. DA SILVA BARROS</b>	AGO	Palkalgar Yamaha - Evan Bros	Yamaha YZF R6		1'47.146	<b>1'46.553</b>		<b>1'46.553</b>	5.808	1.495	141,293	30

\* WorldSSP Challenge

16/10/2020

These data/results cannot be reproduced, stored and/or transmitted in whole or in part by any manner of electronic, mechanical, photocopying, recording, broadcasting or otherwise now known or herein after developed without the previous express consent by the copyright owner, except for reproduction in daily press and regular printed publications on sale to the public within 60 days of the event related to those data/results and always provided that copyright symbol appears together as follows below.

© DORNA WSBK ORGANIZATION Srl 2020

FICR PERUGIA TIMING



Official Tyre Supplier



Official Timekeeper

## Pirelli Estoril Round, 16 - 18 October 2020

### Best Sectors & Speed Free Practice 2nd Session

BEST LAP			
1	3 R. DE ROSA	MV Agusta F3 675	1'40.745
2	38 H. SOOMER	Yamaha YZF R6	1'40.797
3	44 L. MAHIAS	Kawasaki ZX-6R	1'40.863
4	32 I. VINALES	Yamaha YZF R6	1'41.012
5	4 S. ODENDAAL	Yamaha YZF R6	1'41.113
6	16 J. CLUZEL	Yamaha YZF R6	1'41.155
7	56 P. SEBESTYEN	Yamaha YZF R6	1'41.245
8	55 A. LOCATELLI	Yamaha YZF R6	1'41.398
9	98 K. HANIKA	Yamaha YZF R6	1'41.583
10	94 C. PEROLARI	Yamaha YZF R6	1'41.659
11	5 P. OETTL	Kawasaki ZX-6R	1'41.661
12	81 M. GONZALEZ	Kawasaki ZX-6R	1'41.714
13	34 K. MANFREDI	Yamaha YZF R6	1'41.760
14	61 C. ONCU	Kawasaki ZX-6R	1'41.796
15	99 D. WEBB	Yamaha YZF R6	1'41.881
16	12 A. RUIZ CARRANZA	Yamaha YZF R6	1'42.064
17	47 A. BASSANI	Yamaha YZF R6	1'42.164
18	22 F. FULIGNI	MV Agusta F3 675	1'42.712
19	78 H. OKUBO	Honda CBR600RR	1'42.717
20	25 A. VERDOIA	Yamaha YZF R6	1'42.828
21	9 G. HENDRA PRATAMA	Yamaha YZF R6	1'42.839
22	52 P. HOBELBERGER	Honda CBR600RR	1'43.566
23	30 G. VAN STRAALEN	Yamaha YZF R6	1'44.740
24	21 V. FALCONE	Yamaha YZF R6	1'45.058
25	28 V. DA SILVA BARROS	Yamaha YZF R6	1'46.553

SPEED			
1	38 H. SOOMER	Yamaha YZF R6	272,7
2	4 S. ODENDAAL	Yamaha YZF R6	272,0
3	32 I. VINALES	Yamaha YZF R6	269,3
4	98 K. HANIKA	Yamaha YZF R6	268,7
5	3 R. DE ROSA	MV Agusta F3 675	267,4
6	99 D. WEBB	Yamaha YZF R6	267,4
7	61 C. ONCU	Kawasaki ZX-6R	266,7
8	34 K. MANFREDI	Yamaha YZF R6	266,1
9	5 P. OETTL	Kawasaki ZX-6R	265,4
10	44 L. MAHIAS	Kawasaki ZX-6R	264,2
11	94 C. PEROLARI	Yamaha YZF R6	262,3
12	12 A. RUIZ CARRANZA	Yamaha YZF R6	260,4
13	16 J. CLUZEL	Yamaha YZF R6	260,4
14	47 A. BASSANI	Yamaha YZF R6	260,4
15	55 A. LOCATELLI	Yamaha YZF R6	259,8
16	22 F. FULIGNI	MV Agusta F3 675	259,8
17	81 M. GONZALEZ	Kawasaki ZX-6R	259,2
18	78 H. OKUBO	Honda CBR600RR	257,4
19	30 G. VAN STRAALEN	Yamaha YZF R6	257,4
20	56 P. SEBESTYEN	Yamaha YZF R6	257,4
21	9 G. HENDRA PRATAMA	Yamaha YZF R6	256,6
22	52 P. HOBELBERGER	Honda CBR600RR	252,7
23	28 V. DA SILVA BARROS	Yamaha YZF R6	252,7
24	25 A. VERDOIA	Yamaha YZF R6	251,5
25	21 V. FALCONE	Yamaha YZF R6	248,1

SEG. 1		SEG. 2		SEG. 3		SEG. 4		
1	44 L. MAHIAS	20.471	1	3 R. DE ROSA	24.656	1	44 L. MAHIAS	31.629
2	55 A. LOCATELLI	20.524	2	16 J. CLUZEL	24.757	2	56 P. SEBESTYEN	31.829
3	38 H. SOOMER	20.556	3	44 L. MAHIAS	24.778	3	32 I. VINALES	31.839
4	4 S. ODENDAAL	20.567	4	38 H. SOOMER	24.789	4	3 R. DE ROSA	31.907
5	3 R. DE ROSA	20.571	5	32 I. VINALES	24.811	5	98 K. HANIKA	31.955
6	5 P. OETTL	20.579	6	55 A. LOCATELLI	24.821	6	81 M. GONZALEZ	31.978
7	16 J. CLUZEL	20.606	7	99 D. WEBB	24.864	7	55 A. LOCATELLI	31.980
8	32 I. VINALES	20.656	8	4 S. ODENDAAL	24.873	8	5 P. OETTL	31.998
9	56 P. SEBESTYEN	20.683	9	94 C. PEROLARI	24.876	9	16 J. CLUZEL	32.030
10	81 M. GONZALEZ	20.729	10	61 C. ONCU	24.917	10	4 S. ODENDAAL	32.035
11	99 D. WEBB	20.739	11	56 P. SEBESTYEN	24.922	11	98 K. HANIKA	32.065
12	34 K. MANFREDI	20.745	12	98 K. HANIKA	24.927	12	61 C. ONCU	32.073
13	94 C. PEROLARI	20.746	13	34 K. MANFREDI	24.938	13	34 K. MANFREDI	32.108
14	98 K. HANIKA	20.753	14	5 P. OETTL	24.941	14	99 D. WEBB	32.125
15	47 A. BASSANI	20.812	15	12 A. RUIZ CARRANZA	24.974	15	94 C. PEROLARI	32.135
16	12 A. RUIZ CARRANZA	20.859	16	81 M. GONZALEZ	24.990	16	47 A. BASSANI	32.136
17	22 F. FULIGNI	20.860	17	78 H. OKUBO	25.057	17	12 A. RUIZ CARRANZA	32.238
18	9 G. HENDRA PRATAMA	20.958	18	47 A. BASSANI	25.107	18	25 A. VERDOIA	32.399
19	61 C. ONCU	20.971	19	25 A. VERDOIA	25.135	19	9 G. HENDRA PRATAMA	32.422
20	78 H. OKUBO	20.985	20	22 F. FULIGNI	25.171	20	22 F. FULIGNI	32.529
21	25 A. VERDOIA	21.007	21	9 G. HENDRA PRATAMA	25.213	21	78 H. OKUBO	32.552
22	52 P. HOBELBERGER	21.121	22	52 P. HOBELBERGER	25.424	22	52 P. HOBELBERGER	32.646
23	30 G. VAN STRAALEN	21.367	23	21 V. FALCONE	25.562	23	30 G. VAN STRAALEN	32.970
24	21 V. FALCONE	21.536	24	30 G. VAN STRAALEN	25.635	24	21 V. FALCONE	33.181
25	28 V. DA SILVA BARROS	21.941	25	28 V. DA SILVA BARROS	25.996	25	28 V. DA SILVA BARROS	33.428

16/10/2020

These data/results cannot be reproduced, stored and/or transmitted in whole or in part by any manner of electronic, mechanical, photocopying, recording, broadcasting or otherwise now known or herein after developed without the previous express consent by the copyright owner, except for reproduction in daily press and regular printed publications on sale to the public within 60 days of the event related to those data/results and always provided that copyright symbol appears together as follows below.

© DORNA WSBK ORGANIZATION Srl 2020

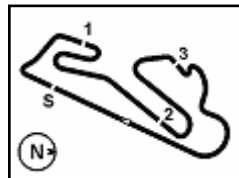
FICR PERUGIA TIMING



Official Tyre Supplier



Official Timekeeper



Circuito Estoril 4.182 m

## Pirelli Estoril Round, 16 - 18 October 2020

### Ideal Times Free Practice 2nd Session

No.	Rider	Nat	Bike	Seg. 1	Seg. 2	Seg. 3	Seg. 4	Ideal Time		
				Diff. 1	Diff. 2	Diff. 3	Diff. 4	Best Lap	Pos.	Diff.
1	<b>44 L. MAHIAS</b>	FRA	Kawasaki ZX-6R	<b>20.471</b> +0.243	24.778	23.462 +0.280	<b>31.629</b>	<b>1'40.340</b> 1'40.863	3	0.523
2	<b>3 R. DE ROSA</b>	ITA	MV Agusta F3 675	20.571	<b>24.656</b>	23.482 +0.005	31.907 +0.124	<b>1'40.616</b> 1'40.745	1	0.129
3	<b>38 H. SOOMER</b>	EST	Yamaha YZF R6	20.556	24.789 +0.120	<b>23.325</b> +0.052	31.955	<b>1'40.625</b> 1'40.797	2	0.172
4	<b>32 I. VINALES</b>	ESP	Yamaha YZF R6	20.656 +0.071	24.811 +0.079	23.556	31.839	<b>1'40.862</b> 1'41.012	4	0.150
5	<b>16 J. CLUZEL</b>	FRA	Yamaha YZF R6	20.606 +0.160	24.757	23.602	32.030	<b>1'40.995</b> 1'41.155	6	0.160
6	<b>55 A. LOCATELLI</b>	ITA	Yamaha YZF R6	20.524 +0.107	24.821	23.682 +0.043	31.980 +0.241	<b>1'41.007</b> 1'41.398	8	0.391
7	<b>4 S. ODENDAAL</b>	RSA	Yamaha YZF R6	20.567	24.873	23.572	32.035 +0.066	<b>1'41.047</b> 1'41.113	5	0.066
8	<b>56 P. SEBESTYEN</b>	HUN	Yamaha YZF R6	20.683	24.922 +0.024	23.614	31.829 +0.173	<b>1'41.048</b> 1'41.245	7	0.197
9	<b>5 P. OETTL</b>	GER	Kawasaki ZX-6R	20.579 +0.113	24.941 +0.101	23.688 +0.079	31.998 +0.162	<b>1'41.206</b> 1'41.661	11	0.455
10	<b>98 K. HANIKA</b>	CZE	Yamaha YZF R6	20.753 +0.142	24.927 +0.139	23.557	32.065	<b>1'41.302</b> 1'41.583	9	0.281
11	<b>81 M. GONZALEZ</b>	ESP	Kawasaki ZX-6R	20.729 +0.084	24.990	23.716 +0.217	31.978	<b>1'41.413</b> 1'41.714	12	0.301
12	<b>99 D. WEBB</b>	GBR	Yamaha YZF R6	20.739 +0.215	24.864	23.695 +0.220	32.125 +0.023	<b>1'41.423</b> 1'41.881	15	0.458
13	<b>34 K. MANFREDI</b>	ITA	Yamaha YZF R6	20.745 +0.052	24.938 +0.126	23.723 +0.064	32.108 +0.004	<b>1'41.514</b> 1'41.760	13	0.246
14	<b>94 C. PEROLARI</b>	FRA	Yamaha YZF R6	20.746	24.876	23.807 +0.002	32.135 +0.093	<b>1'41.564</b> 1'41.659	10	0.095
15	<b>61 C. ONCU</b>	TUR	Kawasaki ZX-6R	20.971 +0.004	24.917	23.661	32.073 +0.170	<b>1'41.622</b> 1'41.796	14	0.174
16	<b>47 A. BASSANI</b>	ITA	Yamaha YZF R6	20.812	25.107	23.934	32.136 +0.175	<b>1'41.989</b> 1'42.164	17	0.175
17	<b>12 A. RUIZ CARRANZA</b>	ESP	Yamaha YZF R6	20.859 +0.003	24.974	23.939 +0.051	32.238	<b>1'42.010</b> 1'42.064	16	0.054
18	<b>22 F. FULIGNI</b>	ITA	MV Agusta F3 675	20.860	25.171 +0.123	23.869	32.529 +0.160	<b>1'42.429</b> 1'42.712	18	0.283
19	<b>78 H. OKUBO</b>	JPN	Honda CBR600RR	20.985	25.057 +0.011	23.943 +0.169	32.552	<b>1'42.537</b> 1'42.717	19	0.180
20	<b>25 A. VERDOIA</b>	FRA	Yamaha YZF R6	21.007	25.135 +0.073	24.000 +0.127	32.399 +0.087	<b>1'42.541</b> 1'42.828	20	0.287
21	<b>9 G. HENDRA PRATAMA</b>	INA	Yamaha YZF R6	20.958	25.213 +0.017	24.201 +0.028	32.422	<b>1'42.794</b> 1'42.839	21	0.045
22	<b>52 P. HOBELSBERGER</b>	GER	Honda CBR600RR	21.121 +0.064	25.424 +0.035	24.080 +0.196	32.646	<b>1'43.271</b> 1'43.566	22	0.295
23	<b>30 G. VAN STRAALEN</b>	NED	Yamaha YZF R6	21.367 +0.175	25.635 +0.128	24.329	32.970 +0.136	<b>1'44.301</b> 1'44.740	23	0.439
24	<b>21 V. FALCONE</b>	FRA	Yamaha YZF R6	21.536 +0.085	25.562	24.583 +47.221	33.181 +0.073	<b>1'44.862</b> 1'45.058	24	0.196
25	<b>28 V. DA SILVA BARROS</b>	AGO	Yamaha YZF R6	21.941 +0.097	25.996 +0.349	24.742	33.428	<b>1'46.107</b> 1'46.553	25	0.446
<b>Overall Ideal Time</b>				20.471	24.656	23.325	31.629	<b>1'40.081</b>		

16/10/2020

These data/results cannot be reproduced, stored and/or transmitted in whole or in part by any manner of electronic, mechanical, photocopying, recording, broadcasting or otherwise now known or herein after developed without the previous express consent by the copyright owner, except for reproduction in daily press and regular printed publications on sale to the public within 60 days of the event related to those data/results and always provided that copyright symbol appears together as follows below.

© DORNA WSBK ORGANIZATION Srl 2020

FICR PERUGIA TIMING



Official Tyre Supplier



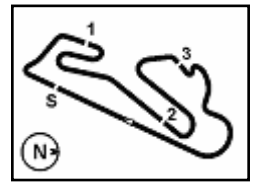
Official Timekeeper











## Pirelli Estoril Round, 16 - 18 October 2020

### Chronological Analysis Free Practice 2nd Session

Circuito Estoril 4.182 m

4 / 5

6	21.590	25.285	24.079	32.544	1'43.498	253,2	16:10'46.711	4	21.205	25.554	24.663	32.999	1'44.421	245,9	16:07'27.269
7	21.097	<b>25.171</b>	24.424	32.607	1'43.299C	240,5	16:12'30.010	5	21.434	25.222	24.482	32.678	1'43.816	234,9	16:09'11.085
8	21.238	25.557	24.220	47.546	1'58.561P	253,2	16:14'28.571	6	24.872	25.492	24.848	33.016	1'48.228	232,9	16:10'59.313
9	5'02.836	26.384	24.822	33.720	6'27.762P		16:20'56.333	7	21.273	25.363	24.537	32.752	1'43.925	243,7	16:12'43.238
10	21.286	25.629	24.287	32.774	1'43.976	251,5	16:22'40.309	8	21.211	25.523	24.970	49.848	2'01.552P	250,4	16:14'44.790
11	21.064	25.578	24.218	32.769	1'43.629	253,2	16:24'23.938	9	12'29.529	25.988	24.831	33.376	1'35.724P		16:28'38.514
12	21.204	25.585	24.371	33.068	1'44.228	257,4	16:26'08.166	10	21.314	25.324	24.373	32.573	1'43.584	<b>255,6</b>	16:30'22.098
13	21.130	25.505	24.075	32.866	1'43.576	259,2	16:27'51.742	11	21.143	25.251	24.263	32.831	1'43.488	243,7	16:32'05.586
14	21.010	25.510	24.091	32.841	1'43.452	257,4	16:29'35.194	12	21.299	<b>25.213</b>	24.444	32.829	1'43.785	237,4	16:33'49.371
15	21.174	25.549	24.214	41.913	1'52.850P	255,6	16:31'28.044	13	21.168	25.244	<b>24.201</b>	32.445	1'43.058	241,6	16:35'32.429
16	5'49.363	26.263	24.730	33.087	7'13.443P		16:38'41.487	14	21.736	26.235	24.582	46.794	1'59.347P	240,0	16:37'31.776
17	21.238	25.483	23.992	32.597	1'43.310	240,0	16:40'24.797	15	2'53.963	25.588	25.011	33.948	4'18.510P		16:41'50.286
18	22.039	25.483	23.940	32.530	1'43.992	252,7	16:42'08.789	16	21.238	25.472	24.319	32.580	1'43.609	237,4	16:43'33.895
19	<b>20.860</b>	25.294	<b>23.869</b>	32.689	<b>1'42.712</b>	<b>259,8</b>	16:43'51.501	17	<b>20.958</b>	25.230	24.229	<b>32.422</b>	<b>1'42.839</b>	251,5	16:45'16.734
20	20.965	25.373	24.027	32.884	1'43.249	243,7	16:45'34.750								

19° 78 H. OKUBO (1'42.717)							
Lap	Seg.1	Seg.2	Seg.3	Seg.4	Lap Time	km/h	Local Time
1		26.895	24.922	33.618			16:02'03.398
2	21.517	25.529	24.466	32.698	1'44.210	249,2	16:03'47.608
3	21.183	25.619	24.712	32.958	1'44.472	245,9	16:05'32.080
4	21.512	25.733	24.456	32.741	1'44.442	231,9	16:07'16.522
5	21.480	25.162	24.069	32.658	1'43.369	237,9	16:08'59.891
6	21.151	25.336	24.327	32.708	1'43.522	<b>257,4</b>	16:10'43.413
7	21.731	25.416	27.035	32.679	1'46.861	245,9	16:12'30.274
8	21.354	25.421	24.808	33.100	1'44.683	239,0	16:14'14.957
9	21.044	25.417	24.456	32.726	1'43.643	253,8	16:15'58.600
10	21.067	25.185	23.977	32.740	1'42.969	250,4	16:17'41.569
11	21.038	29.058	25.799	44.690	2'00.585P	248,1	16:19'42.154
12	6'35.916	26.229	24.403	32.928	7'59.476P		16:27'41.630
13	21.219	25.268	24.094	32.777	1'43.358	251,5	16:29'24.988
14	21.177	25.412	24.382	33.069	1'44.040	248,7	16:31'09.028
15	21.245	25.422	24.341	33.020	1'44.028	252,1	16:32'53.056
16	27.189	28.093	26.854	42.737	2'04.873P	252,1	16:34'57.929
17	5'36.290	25.375	24.007	37.599	7'03.271P		16:42'01.200
18	21.107	<b>25.057</b>	<b>23.943</b>	32.652	1'42.759	239,5	16:43'43.959
19	<b>20.985</b>	25.068	24.112	<b>32.552</b>	<b>1'42.717</b>	238,4	16:45'26.676

22° 52 P. HOBELSBERGER (1'43.566)							
Lap	Seg.1	Seg.2	Seg.3	Seg.4	Lap Time	km/h	Local Time
1		27.795	25.486	33.819			16:02'01.418
2	21.588	25.831	24.779	33.032	1'45.230	243,7	16:03'46.648
3	21.518	25.659	24.648	33.039	1'44.864	242,6	16:05'31.512
4	21.461	25.602	24.887	32.734	1'44.684	246,4	16:07'16.196
5	21.522	<b>25.424</b>	24.738	33.217	1'44.901	237,9	16:09'01.097
6	1'03.230	29.353	26.453	48.647	2'47.683P	251,5	16:11'48.780
7	9'11.653	27.087	25.265	34.200	10'38.205P		16:22'26.985
8	21.581	25.816	24.350	32.673	1'44.420	235,4	16:24'11.405
9	21.255	26.064	24.542	32.825	1'44.686	244,3	16:25'56.091
10	21.390	25.518	24.374	32.824	1'44.106	243,2	16:27'40.197
11	21.281	25.447	24.182	32.834	1'43.744	241,6	16:29'23.941
12	21.309	25.952	29.127	46.641	2'03.029P	247,0	16:31'26.970
13	6'02.883	27.481	24.909	33.097	7'28.370P		16:38'55.340
14	21.401	25.617	24.476	33.219	1'44.713	240,5	16:40'40.053
15	22.501	25.786	<b>24.080</b>	32.911	1'45.278	<b>252,7</b>	16:42'25.331
16	21.185	25.459	24.276	<b>32.646</b>	<b>1'43.566</b>	249,2	16:44'08.897
17	<b>21.121</b>	25.575	24.261	32.651	1'43.608	248,7	16:45'52.505

23° 30 G. VAN STRAALEN (1'44.740)							
Lap	Seg.1	Seg.2	Seg.3	Seg.4	Lap Time	km/h	Local Time
1		27.445	25.548	33.643			16:02'06.429
2	21.674	25.902	25.085	33.356	1'46.017	237,9	16:03'52.446
3	21.795	25.863	24.598	33.029	1'45.285	230,5	16:05'37.731
4	21.419	26.020	24.771	<b>32.970</b>	1'45.180	249,2	16:07'22.911
5	21.529	<b>25.635</b>	24.549	33.205	1'44.918	236,4	16:09'07.829
6	21.451	25.713	24.813	41.490	1'53.467P	248,7	16:11'01.296
7	5'44.510	26.638	25.080	33.620	7'09.848P		16:18'11.144
8	21.810	25.890	24.498	33.304	1'45.502	242,6	16:19'56.646
9	21.556	25.702	25.413	33.331	1'46.002	239,5	16:21'42.648
10	21.490	25.851	24.801	33.236	1'45.378	246,4	16:23'28.026
11	<b>21.367</b>	25.747	24.475	33.197	1'44.786	250,4	16:25'12.812
12	21.422	26.109	24.699	43.030	1'55.260P	253,8	16:27'08.072
13	4'20.969	28.186	25.030	33.226	5'47.411P		16:32'55.483
14	21.542	25.763	<b>24.329</b>	33.106	<b>1'44.740</b>	245,3	16:34'40.223
15	21.445	25.730	26.702	33.241	1'47.118	<b>257,4</b>	16:36'27.341
16	21.537	25.787	24.706	33.254	1'45.284	250,4	16:38'12.625
17	21.808	25.966	36.912	33.480	1'58.166	248,7	16:40'10.791
18	21.810	25.680	24.660	33.587	1'45.737	250,9	16:41'56.528
19	21.438	25.824	24.408	33.408	1'45.078	252,7	16:43'41.606
20	21.509	25.720	24.378	33.149	1'44.756	243,2	16:45'26.362

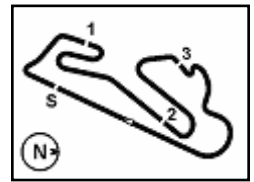
21° 9 G. HENDRA PRATAMA (1'42.839)							
Lap	Seg.1	Seg.2	Seg.3	Seg.4	Lap Time	km/h	Local Time
1		26.926	26.393	33.742			16:02'13.175
2	21.686	25.658	25.026	32.923	1'45.293	234,4	16:03'58.468
3	21.657	25.501	24.621	32.601	1'44.380	231,9	16:05'42.848

24° 21 V. FALCONE (1'45.058)							
Lap	Seg.1	Seg.2	Seg.3	Seg.4	Lap Time	km/h	Local Time
1		29.497	26.472	34.260			16:02'13.258
2	22.362	26.486	25.533	33.677	1'48.058	233,4	16:04'01.316
3	21.729	26.129	24.925	33.832	1'46.615	243,7	16:05'47.931

16/10/2020 P = Pits In/Out - C = Lap Time Cancelled

These data/results cannot be reproduced, stored and/or transmitted in whole or in part by any manner of electronic, mechanical, photocopying, recording, broadcasting or otherwise now known or herein after developed without the previous express consent by the copyright owner, except for reproduction in daily press and regular printed publications on sale to the public within 60 days of the event related to those data/results and always provided that copyright symbol appears together as follows below.

© DORNA WSBK ORGANIZATION Srl 2020



## Pirelli Estoril Round, 16 - 18 October 2020

### Chronological Analysis Free Practice 2nd Session

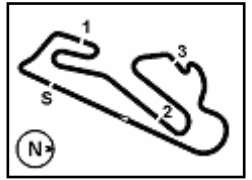
4	21.722	26.008	25.308	33.588	1'46.626	240,5	16:07'34.557
5	21.880	25.945	25.406	33.392	1'46.623	242,1	16:09'21.180
6	24.535	27.471	26.199	46.010	2'04.215P	<b>248,1</b>	16:11'25.395
7	5'06.432	26.782	25.352	33.614	6'32.180P		16:17'57.575
8	22.069	25.902	25.080	33.414	1'46.465	239,0	16:19'44.040
9	21.781	25.834	24.867	33.429	1'45.911	242,1	16:21'29.951
10	21.669	25.696	<b>24.583</b>	33.282	1'45.230	243,2	16:23'15.181
11	21.826	25.569	24.609	33.282	1'45.286	240,0	16:25'00.467
12	<b>21.536</b>	25.663	24.740	33.216	1'45.155	246,4	16:26'45.622
13	21.764	25.864	27.692	35.486	1'50.806	241,1	16:28'36.428
14	21.776	25.896	24.822	33.244	1'45.738	239,5	16:30'22.166
15	21.621			33.254	<b>1'45.058</b>	245,9	16:32'07.224
16	21.643	<b>25.562</b>	24.826	<b>33.181</b>	1'45.212	240,5	16:33'52.436
17	22.179	27.206	26.589	44.510	2'00.484P	234,9	16:35'52.920
18	3'38.517	26.802	25.440	33.757	5'04.516P		16:40'57.436
19			24.779	33.420	1'45.827	242,1	16:42'43.263
20				33.256	1'45.542	243,7	16:44'28.805
21	21.770			33.256	1'45.642		16:46'14.447

25° 28 V. DA SILVA BARROS (1'46.553)							
Lap	Seg.1	Seg.2	Seg.3	Seg.4	Lap Time	km/h	Local Time
1		26.959	25.369	33.668			16:02'50.963
2	23.573	26.321	25.176	33.604	1'48.674	240,0	16:04'39.637
3	22.780	26.384	25.327	34.013	1'48.504	225,7	16:06'28.141
4	22.608	26.401	25.411	34.306	1'48.726	233,4	16:08'16.867
5	22.490	26.426	25.437	34.095	1'48.448	231,4	16:10'05.315
6	22.858	27.925	27.418	48.044	2'06.245P	233,4	16:12'11.560
7	8'03.246	26.802	25.581	33.935	9'29.564P		16:21'41.124
8	22.222	26.523	25.463	33.796	1'48.004	247,6	16:23'29.128
9	22.543	26.415	25.494	33.879	1'48.331C	235,9	16:25'17.459
10	22.250	26.623	25.236	34.079	1'48.188	232,9	16:27'05.647
11	22.219	26.308	24.884	33.702	1'47.113	232,9	16:28'52.760
12	22.336	26.411	25.157	33.765	1'47.669	243,2	16:30'40.429
13	22.376	26.477	24.944	33.849	1'47.646	245,9	16:32'28.075
14	24.494	27.954	27.116	48.560	2'08.124P	246,4	16:34'36.199
15	4'38.247	26.750	25.254	33.565	6'03.816P		16:40'40.015
16	23.477	<b>25.996</b>	25.444	33.804	1'48.721	<b>252,7</b>	16:42'28.736
17	<b>21.941</b>	26.333	25.032	34.363	1'47.669	243,2	16:44'16.405
18	22.038	26.345	<b>24.742</b>	<b>33.428</b>	<b>1'46.553</b>	243,2	16:46'02.958

16/10/2020 P = Pits In/Out - C = Lap Time Cancelled

These data/results cannot be reproduced, stored and/or transmitted in whole or in part by any manner of electronic, mechanical, photocopying, recording, broadcasting or otherwise now known or herein after developed without the previous express consent by the copyright owner, except for reproduction in daily press and regular printed publications on sale to the public within 60 days of the event related to those data/results and always provided that copyright symbol appears together as follows below.

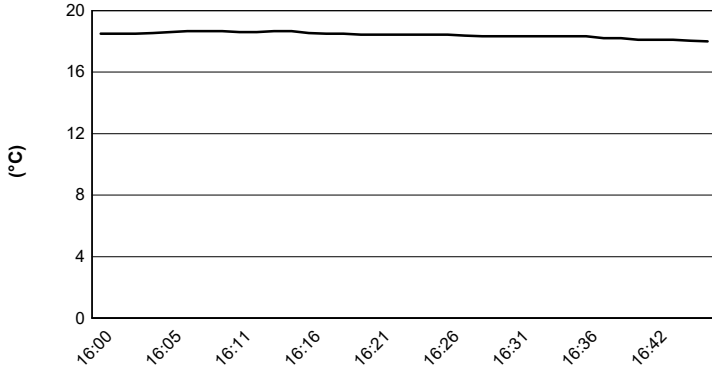
© DORNA WSBK ORGANIZATION Srl 2020



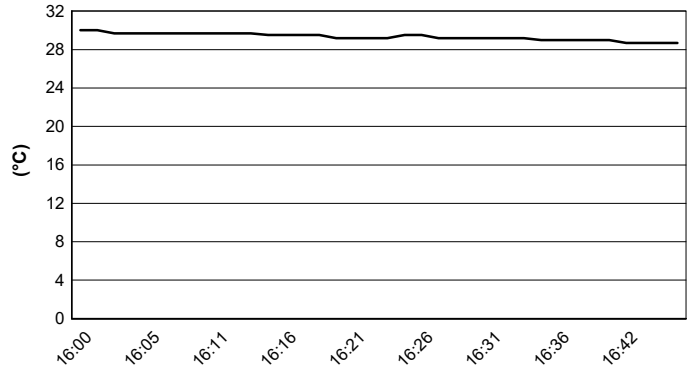
Circuito Estoril 4.182 m

**Pirelli Estoril Round, 16 - 18 October 2020**  
**Weather Report Free Practice 2nd Session**  
 Session started 16:00 - Session ended 16:47

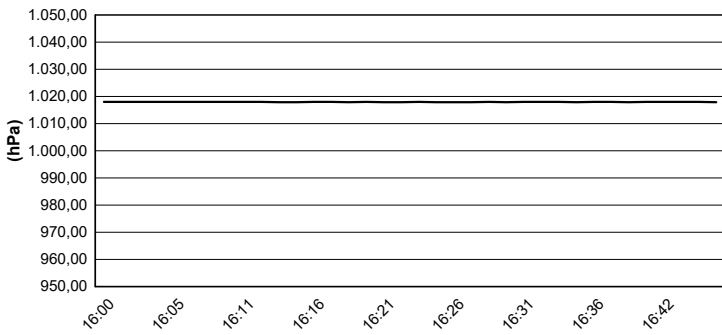
**Air Temperature**



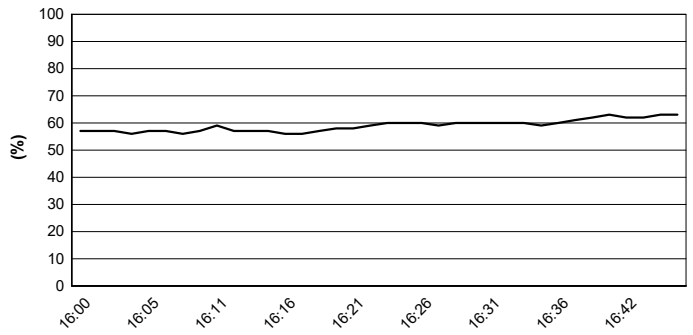
**Track Temperature**



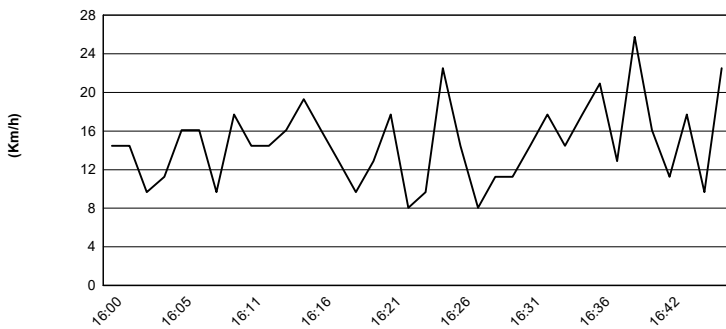
**Air Pressure**



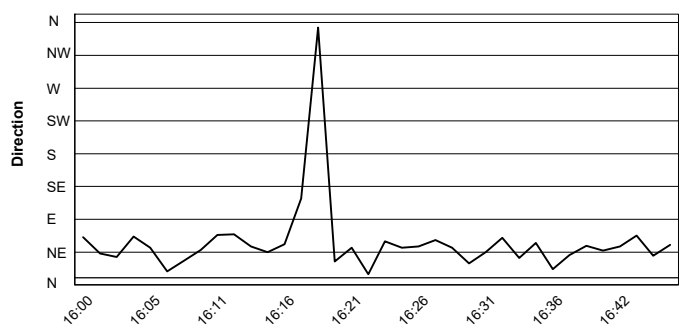
**Humidity**



**Wind Speed**



**Wind Direction**

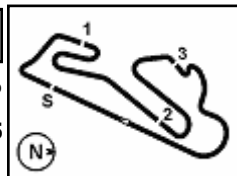


16/10/2020

These data/results cannot be reproduced, stored and/or transmitted in whole or in part by any manner of electronic, mechanical, photocopying, recording, broadcasting or otherwise now known or herein after developed without the previous express consent by the copyright owner, except for reproduction in daily press and regular printed publications on sale to the public within 60 days of the event related to those data/results and always provided that copyright symbol appears together as follows below.

© DORNA WSBK ORGANIZATION Srl 2020





## Pirelli Estoril Round, 16 - 18 October 2020

### Best Laps & Speeds

No.	Rider Bike	Nat	Best Lap		FP1		FP2												
			LL	SPD	LL	SPD	LL	SPD											
1	3 R. DE ROSA MV Agusta F3 675	ITA	<b>1'40.745</b> 40 267,3		1'41.308 19 266,7		<b>1'40.745</b> 21 <b>267,3</b>												
2	38 H. SOOMER Yamaha YZF R6	EST	<b>1'40.797</b> 37 272,6		1'41.901 18 270,0		<b>1'40.797</b> 19 <b>272,6</b>												
3	44 L. MAHIAS Kawasaki ZX-6R	FRA	<b>1'40.863</b> 32 264,1		1'41.193 14 263,5		<b>1'40.863</b> 18 <b>264,1</b>												
4	32 I. VINALES Yamaha YZF R6	ESP	<b>1'41.012</b> 31 272,0		1'41.247 16 <b>272,0</b>		<b>1'41.012</b> 15 269,3												
5	4 S. ODENDAAL Yamaha YZF R6	RSA	<b>1'41.113</b> 35 272,0		1'42.137 16 269,3		<b>1'41.113</b> 19 <b>272,0</b>												
6	16 J. CLUZEL Yamaha YZF R6	FRA	<b>1'41.155</b> 33 260,4		1'41.964 15 <b>260,4</b>		<b>1'41.155</b> 18 <b>260,4</b>												
7	56 P. SEBESTYEN Yamaha YZF R6	HUN	<b>1'41.245</b> 39 257,3		1'42.886 19 256,7		<b>1'41.245</b> 20 <b>257,3</b>												
8	55 A. LOCATELLI Yamaha YZF R6	ITA	<b>1'41.398</b> 34 259,8		1'41.947 18 256,7		<b>1'41.398</b> 16 <b>259,8</b>												
9	5 P. OETTL Kawasaki ZX-6R	GER	<b>1'41.476</b> 34 267,3		1'41.476 17 <b>267,3</b>		1'41.661 17 265,4												
10	98 K. HANIKA Yamaha YZF R6	CZE	<b>1'41.583</b> 35 268,6		1'42.373 17 266,7		<b>1'41.583</b> 18 <b>268,6</b>												
11	94 C. PEROLARI Yamaha YZF R6	FRA	<b>1'41.659</b> 28 268,0		1'41.733 16 <b>268,0</b>		<b>1'41.659</b> 12 262,2												
12	81 M. GONZALEZ Kawasaki ZX-6R	ESP	<b>1'41.714</b> 36 266,7		1'42.732 16 <b>266,7</b>		<b>1'41.714</b> 20 259,2												
13	34 K. MANFREDI Yamaha YZF R6	ITA	<b>1'41.760</b> 35 266,0		1'43.631 17 265,4		<b>1'41.760</b> 18 <b>266,0</b>												
14	61 C. ONCU Kawasaki ZX-6R	TUR	<b>1'41.793</b> 33 266,7		1'41.793 18 264,1		1'41.796 15 <b>266,7</b>												
15	99 D. WEBB Yamaha YZF R6	GBR	<b>1'41.881</b> 35 267,3		1'42.145 17 266,7		<b>1'41.881</b> 18 <b>267,3</b>												
16	12 A. RUIZ CARRANZA Yamaha YZF R6	ESP	<b>1'42.064</b> 41 260,4		1'43.291 21 255,0		<b>1'42.064</b> 20 <b>260,4</b>												
17	47 A. BASSANI Yamaha YZF R6	ITA	<b>1'42.164</b> 40 261,0		1'42.770 21 <b>261,0</b>		<b>1'42.164</b> 19 260,4												
18	22 F. FULIGNI MV Agusta F3 675	ITA	<b>1'42.712</b> 35 259,8		1'43.941 16 <b>259,8</b>		<b>1'42.712</b> 19 <b>259,8</b>												
19	78 H. OKUBO Honda CBR600RR	JPN	<b>1'42.717</b> 36 261,6		1'43.085 18 <b>261,6</b>		<b>1'42.717</b> 18 257,3												
20	25 A. VERDOIA Yamaha YZF R6	FRA	<b>1'42.828</b> 32 252,6		1'43.076 16 <b>252,6</b>		<b>1'42.828</b> 16 251,5												
21	9 G. HENDRA PRATAMA Yamaha YZF R6	INA	<b>1'42.839</b> 30 255,5		1'45.405 14 <b>255,5</b>		<b>1'42.839</b> 16 <b>255,5</b>												
22	52 P. HOBELSBERGER Honda CBR600RR	GER	<b>1'43.566</b> 34 252,6		1'44.501 18 252,0		<b>1'43.566</b> 16 <b>252,6</b>												
23	30 G. VAN STRAALEN Yamaha YZF R6	NED	<b>1'44.740</b> 40 257,3		1'45.772 21 254,4		<b>1'44.740</b> 19 <b>257,3</b>												
24	21 V. FALCONE Yamaha YZF R6	FRA	<b>1'45.058</b> 40 248,6		1'45.975 20 <b>248,6</b>		<b>1'45.058</b> 20 248,1												
25	28 V. DA SILVA BARROS Yamaha YZF R6	AGO	<b>1'46.553</b> 30 254,4		1'47.146 13 <b>254,4</b>		<b>1'46.553</b> 17 252,6												

16/10/2020

These data/results cannot be reproduced, stored and/or transmitted in whole or in part by any manner of electronic, mechanical, photocopying, recording, broadcasting or otherwise now known or herein after developed without the previous express consent by the copyright owner, except for reproduction in daily press and regular printed publications on sale to the public within 60 days of the event related to those data/results and always provided that copyright symbol appears together as follows below.

© DORNA WSBK ORGANIZATION Srl 2020

FICR PERUGIA TIMING



Official Tyre Supplier



Official Timekeeper