

Pirelli Estoril Round, 16 - 18 October 2020

Results Free Practice 3rd Session

No.	Rider	Nat	Team	Bike	Class	Time	Gap	Rel.	Laps	Speed	
										Avg	Max
1	5 P. OETTL	GER	Kawasaki Puccetti Racing	Kawasaki ZX-6R		1'40.230			8	150,207	267,4
2	38 H. SOOMER	EST	Kallio Racing	Yamaha YZF R6		1'40.541	0.311	0.311	11	149,742	266,1
3	55 A. LOCATELLI	ITA	BARDAHL Evan Bros. WorldSSP Team	Yamaha YZF R6		1'40.690	0.460	0.149	10	149,520	261,0
4	32 I. VINALES	ESP	Kallio Racing	Yamaha YZF R6		1'40.822	0.592	0.132	11	149,325	266,1
5	3 R. DE ROSA	ITA	MV Agusta Reparto Corse	MV Agusta F3 675		1'40.825	0.595	0.003	10	149,320	261,7
6	81 M. GONZALEZ	ESP	Kawasaki ParkinGO Team	Kawasaki ZX-6R		1'40.846	0.616	0.021	9	149,289	253,2
7	44 L. MAHIAS	FRA	Kawasaki Puccetti Racing	Kawasaki ZX-6R		1'40.961	0.731	0.115	9	149,119	261,7
8	16 J. CLUZEL	FRA	GMT94 Yamaha	Yamaha YZF R6		1'41.197	0.967	0.236	7	148,771	258,0
9	61 C. ONCU	TUR	Turkish Racing Team	Kawasaki ZX-6R		1'41.218	0.988	0.021	9	148,740	267,4
10	98 K. HANIKA	CZE	WRP Wepol Racing	Yamaha YZF R6		1'41.409	1.179	0.191	11	148,460	262,9
11	4 S. ODENDAAL	RSA	EAB Ten Kate Racing	Yamaha YZF R6		1'41.486	1.256	0.077	9	148,348	259,2
12	56 P. SEBESTYEN	HUN	OXXO Yamaha Team Toth	Yamaha YZF R6		1'41.637	1.407	0.151	9	148,127	243,7
13	94 C. PEROLARI	FRA	GMT94 Yamaha	Yamaha YZF R6		1'41.801	1.571	0.164	11	147,889	260,4
14	99 D. WEBB	GBR	WRP Wepol Racing	Yamaha YZF R6		1'41.862	1.632	0.061	7	147,800	256,2
15	78 H. OKUBO	JPN	Dynavolt Honda	Honda CBR600RR		1'41.950	1.720	0.088	9	147,672	253,2
16	34 K. MANFREDI	ITA	Altogoo Racing Team	Yamaha YZF R6	*	1'41.989	1.759	0.039	9	147,616	261,0
17	47 A. BASSANI	ITA	Soradis Yamaha Motoxtracing	Yamaha YZF R6	*	1'42.520	2.290	0.531	10	146,851	247,0
18	52 P. HOBELSBERGER	GER	Dynavolt Honda	Honda CBR600RR		1'42.549	2.319	0.029	9	146,810	247,6
19	12 A. RUIZ CARRANZA	ESP	EMPERADOR Racing Team	Yamaha YZF R6	*	1'42.743	2.513	0.194	9	146,533	259,2
20	9 G. HENDRA PRATAMA	INA	bLU cRU WorldSSP by MS Racing	Yamaha YZF R6		1'42.941	2.711	0.198	11	146,251	256,2
21	25 A. VERDOIA	FRA	bLU cRU WorldSSP by MS Racing	Yamaha YZF R6		1'43.176	2.946	0.235	9	145,918	248,7
22	22 F. FULIGNI	ITA	MV Agusta Reparto Corse	MV Agusta F3 675		1'43.356	3.126	0.180	9	145,664	258,6
23	30 G. VAN STRAALEN	NED	MPM Routz Racing Team	Yamaha YZF R6		1'43.472	3.242	0.116	11	145,500	246,4
24	21 V. FALCONE	FRA	OXXO Yamaha Team Toth	Yamaha YZF R6		1'45.507	5.277	2.035	9	142,694	241,6
25	28 V. DA SILVA BARROS	AGO	Palkalgar Yamaha - Evan Bros	Yamaha YZF R6		1'46.295	6.065	0.788	8	141,636	248,1

Qualifying Lap Time (107% of 1'40.230): **1'47.247**

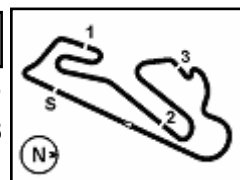
* WorldSSP Challenge

AIR	Humidity:	70%	Temp:	15°C
TRACK	Condition:	Dry	Temp:	16°C

Start 17/10/2020 09:30 End 09:52 The results are provisional until the end of the time limit for protests and appeals and the completion of the technical checks.

These data/results cannot be reproduced, stored and/or transmitted in whole or in part by any manner of electronic, mechanical, photocopying, recording, broadcasting or otherwise now known or herein after developed without the previous express consent by the copyright owner, except for reproduction in daily press and regular printed publications on sale to the public within 60 days of the event related to those data/results and always provided that copyright symbol appears together as follows below.

© DORNA WSBK ORGANIZATION Srl 2020



Pirelli Estoril Round, 16 - 18 October 2020

Results Free Practice 3rd Session

Session Highlights

Local Time	No. Rider	Description
09.30.00		Start
09.34.59	4 S. ODENDAAL	Lap Cancelled (1'44.459) - Exceeded Track Limits - Turn 13
09.46.33	99 D. WEBB	Technical Problem - Turn 5
09.50.41	81 M. GONZALEZ	Lap Cancelled (1'51.625) - Exceeded Track Limits - Turn 13
09.52.19		End Of Session

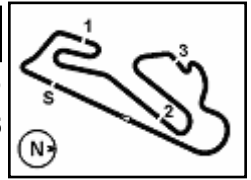
Fastest Laps Sequence

No.	Rider	Nat	Team	Bike	Local Time	Time	Gap	Avg
52	P. HOBELBERGER	GER	Dynavolt Honda	Honda CBR600RR	09:33'46.577	1'44.269		144,388
12	A. RUIZ CARRANZA	ESP	EMPERADOR Racing Team	Yamaha YZF R6	09:33'46.655	1'43.912	-0.357	144,884
98	K. HANIKA	CZE	WRP Wepol Racing	Yamaha YZF R6	09:33'55.858	1'43.506	-0.406	145,452
16	J. CLUZEL	FRA	GMT94 Yamaha	Yamaha YZF R6	09:33'57.944	1'42.770	-0.736	146,494
5	P. OETTL	GER	Kawasaki Puccetti Racing	Kawasaki ZX-6R	09:34'19.448	1'41.569	-1.201	148,226
44	L. MAHIAS	FRA	Kawasaki Puccetti Racing	Kawasaki ZX-6R	09:34'34.650	1'41.559	-0.010	148,241
5	P. OETTL	GER	Kawasaki Puccetti Racing	Kawasaki ZX-6R	09:36'00.236	1'40.788	-0.771	149,375
55	A. LOCATELLI	ITA	BARDAHL Evan Bros. WorldSSP Team	Yamaha YZF R6	09:43'16.979	1'40.690	-0.098	149,520
38	H. SOOMER	EST	Kallio Racing	Yamaha YZF R6	09:49'26.799	1'40.541	-0.149	149,742
5	P. OETTL	GER	Kawasaki Puccetti Racing	Kawasaki ZX-6R	09:50'10.281	1'40.230	-0.311	150,207

Start 17/10/2020 09:30 End 09:52 The results are provisional until the end of the time limit for protests and appeals and the completion of the technical checks.

These data/results cannot be reproduced, stored and/or transmitted in whole or in part by any manner of electronic, mechanical, photocopying, recording, broadcasting or otherwise now known or herein after developed without the previous express consent by the copyright owner, except for reproduction in daily press and regular printed publications on sale to the public within 60 days of the event related to those data/results and always provided that copyright symbol appears together as follows below.

© DORNA WSBK ORGANIZATION Srl 2020



Pirelli Estoril Round, 16 - 18 October 2020

Free Practices Combined Results

No.	Rider	Nat	Team	Bike	Class	FP1	FP2	FP3	Time	Gap	Rel.	Avg	LL
1	5 P. OETTL	GER	Kawasaki Puccetti Racing	Kawasaki ZX-6R		1'41.476	1'41.661	1'40.230	1'40.230			150,207	42
2	38 H. SOOMER	EST	Kallio Racing	Yamaha YZF R6		1'41.901	1'40.797	1'40.541	1'40.541	0.311	0.311	149,742	48
3	55 A. LOCATELLI	ITA	BARDAHL Evan Bros. WorldSSP Team	Yamaha YZF R6		1'41.947	1'41.398	1'40.690	1'40.690	0.460	0.149	149,520	44
4	3 R. DE ROSA	ITA	MV Agusta Reparto Corse	MV Agusta F3 675		1'41.308	1'40.745	1'40.825	1'40.745	0.515	0.055	149,439	50
5	32 I. VINALES	ESP	Kallio Racing	Yamaha YZF R6		1'41.247	1'41.012	1'40.822	1'40.822	0.592	0.077	149,325	42
6	81 M. GONZALEZ	ESP	Kawasaki ParkinGO Team	Kawasaki ZX-6R		1'42.732	1'41.714	1'40.846	1'40.846	0.616	0.024	149,289	45
7	44 L. MAHIAS	FRA	Kawasaki Puccetti Racing	Kawasaki ZX-6R		1'41.193	1'40.863	1'40.961	1'40.863	0.633	0.017	149,264	41
8	4 S. ODENDAAL	RSA	EAB Ten Kate Racing	Yamaha YZF R6		1'42.137	1'41.113	1'41.486	1'41.113	0.883	0.250	148,895	44
9	16 J. CLUZEL	FRA	GMT94 Yamaha	Yamaha YZF R6		1'41.964	1'41.155	1'41.197	1'41.155	0.925	0.042	148,833	40
10	61 C. ONCU	TUR	Turkish Racing Team	Kawasaki ZX-6R		1'41.793	1'41.796	1'41.218	1'41.218	0.988	0.063	148,740	42
11	56 P. SEBESTYEN	HUN	OXXO Yamaha Team Toth	Yamaha YZF R6		1'42.886	1'41.245	1'41.637	1'41.245	1.015	0.027	148,701	48
12	98 K. HANIKA	CZE	WRP Wepol Racing	Yamaha YZF R6		1'42.373	1'41.583	1'41.409	1'41.409	1.179	0.164	148,460	46
13	94 C. PEROLARI	FRA	GMT94 Yamaha	Yamaha YZF R6		1'41.733	1'41.659	1'41.801	1'41.659	1.429	0.250	148,095	39
14	34 K. MANFREDI	ITA	Altogoo Racing Team	Yamaha YZF R6	*	1'43.631	1'41.760	1'41.989	1'41.760	1.530	0.101	147,948	44
15	99 D. WEBB	GBR	WRP Wepol Racing	Yamaha YZF R6		1'42.145	1'41.881	1'41.862	1'41.862	1.632	0.102	147,800	42
16	78 H. OKUBO	JPN	Dynavolt Honda	Honda CBR600RR		1'43.085	1'42.717	1'41.950	1'41.950	1.720	0.088	147,672	45
17	12 A. RUIZ CARRANZA	ESP	EMPERADOR Racing Team	Yamaha YZF R6	*	1'43.291	1'42.064	1'42.743	1'42.064	1.834	0.114	147,507	50
18	47 A. BASSANI	ITA	Soradis Yamaha Motoxrcing	Yamaha YZF R6	*	1'42.770	1'42.164	1'42.520	1'42.164	1.934	0.100	147,363	50
19	52 P. HOBELSBERGER	GER	Dynavolt Honda	Honda CBR600RR		1'44.501	1'43.566	1'42.549	1'42.549	2.319	0.385	146,810	43
20	22 F. FULIGNI	ITA	MV Agusta Reparto Corse	MV Agusta F3 675		1'43.941	1'42.712	1'43.356	1'42.712	2.482	0.163	146,577	44
21	25 A. VERDOIA	FRA	bLU cRU WorldSSP by MS Racing	Yamaha YZF R6		1'43.076	1'42.828	1'43.176	1'42.828	2.598	0.116	146,411	41
22	9 G. HENDRA PRATAMA	INA	bLU cRU WorldSSP by MS Racing	Yamaha YZF R6		1'45.405	1'42.839	1'42.941	1'42.839	2.609	0.011	146,396	41
23	30 G. VAN STRAALEN	NED	MPM Routz Racing Team	Yamaha YZF R6		1'45.772	1'44.740	1'43.472	1'43.472	3.242	0.633	145,500	51
24	21 V. FALCONE	FRA	OXXO Yamaha Team Toth	Yamaha YZF R6		1'45.975	1'45.058	1'45.507	1'45.058	4.828	1.586	143,304	49
25	28 V. DA SILVA BARROS	AGO	Palkalgar Yamaha - Evan Bros	Yamaha YZF R6		1'47.146	1'46.553	1'46.295	1'46.295	6.065	1.237	141,636	38

* WorldSSP Challenge

17/10/2020

These data/results cannot be reproduced, stored and/or transmitted in whole or in part by any manner of electronic, mechanical, photocopying, recording, broadcasting or otherwise now known or herein after developed without the previous express consent by the copyright owner, except for reproduction in daily press and regular printed publications on sale to the public within 60 days of the event related to those data/results and always provided that copyright symbol appears together as follows below.

© DORNA WSBK ORGANIZATION Srl 2020

FICR PERUGIA TIMING



Official Tyre Supplier



Official Timekeeper

Pirelli Estoril Round, 16 - 18 October 2020

Best Sectors & Speed Free Practice 3rd Session

BEST LAP			
1	5 P. OETTL	Kawasaki ZX-6R	1'40.230
2	38 H. SOOMER	Yamaha YZF R6	1'40.541
3	55 A. LOCATELLI	Yamaha YZF R6	1'40.690
4	32 I. VINALES	Yamaha YZF R6	1'40.822
5	3 R. DE ROSA	MV Agusta F3 675	1'40.825
6	81 M. GONZALEZ	Kawasaki ZX-6R	1'40.846
7	44 L. MAHIAS	Kawasaki ZX-6R	1'40.961
8	16 J. CLUZEL	Yamaha YZF R6	1'41.197
9	61 C. ONCU	Kawasaki ZX-6R	1'41.218
10	98 K. HANIKA	Yamaha YZF R6	1'41.409
11	4 S. ODENDAAL	Yamaha YZF R6	1'41.486
12	56 P. SEBESTYEN	Yamaha YZF R6	1'41.637
13	94 C. PEROLARI	Yamaha YZF R6	1'41.801
14	99 D. WEBB	Yamaha YZF R6	1'41.862
15	78 H. OKUBO	Honda CBR600RR	1'41.950
16	34 K. MANFREDI	Yamaha YZF R6	1'41.989
17	47 A. BASSANI	Yamaha YZF R6	1'42.520
18	52 P. HOBELSBERGER	Honda CBR600RR	1'42.549
19	12 A. RUIZ CARRANZA	Yamaha YZF R6	1'42.743
20	9 G. HENDRA PRATAMA	Yamaha YZF R6	1'42.941
21	25 A. VERDOIA	Yamaha YZF R6	1'43.176
22	22 F. FULIGNI	MV Agusta F3 675	1'43.356
23	30 G. VAN STRAALEN	Yamaha YZF R6	1'43.472
24	21 V. FALCONE	Yamaha YZF R6	1'45.507
25	28 V. DA SILVA BARROS	Yamaha YZF R6	1'46.295

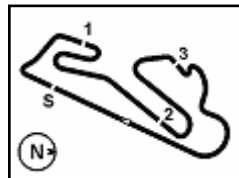
SPEED			
1	61 C. ONCU	Kawasaki ZX-6R	267,4
2	5 P. OETTL	Kawasaki ZX-6R	267,4
3	32 I. VINALES	Yamaha YZF R6	266,1
4	38 H. SOOMER	Yamaha YZF R6	266,1
5	98 K. HANIKA	Yamaha YZF R6	262,9
6	3 R. DE ROSA	MV Agusta F3 675	261,7
7	44 L. MAHIAS	Kawasaki ZX-6R	261,7
8	55 A. LOCATELLI	Yamaha YZF R6	261,0
9	34 K. MANFREDI	Yamaha YZF R6	261,0
10	94 C. PEROLARI	Yamaha YZF R6	260,4
11	12 A. RUIZ CARRANZA	Yamaha YZF R6	259,2
12	4 S. ODENDAAL	Yamaha YZF R6	259,2
13	22 F. FULIGNI	MV Agusta F3 675	258,6
14	16 J. CLUZEL	Yamaha YZF R6	258,0
15	9 G. HENDRA PRATAMA	Yamaha YZF R6	256,2
16	99 D. WEBB	Yamaha YZF R6	256,2
17	78 H. OKUBO	Honda CBR600RR	253,2
18	81 M. GONZALEZ	Kawasaki ZX-6R	253,2
19	25 A. VERDOIA	Yamaha YZF R6	248,7
20	28 V. DA SILVA BARROS	Yamaha YZF R6	248,1
21	52 P. HOBELSBERGER	Honda CBR600RR	247,6
22	47 A. BASSANI	Yamaha YZF R6	247,0
23	30 G. VAN STRAALEN	Yamaha YZF R6	246,4
24	56 P. SEBESTYEN	Yamaha YZF R6	243,7
25	21 V. FALCONE	Yamaha YZF R6	241,6

SEG. 1			SEG. 2			SEG. 3			SEG. 4		
1	44 L. MAHIAS	20.391	1	3 R. DE ROSA	24.478	1	38 H. SOOMER	23.320	1	5 P. OETTL	31.792
2	5 P. OETTL	20.442	2	32 I. VINALES	24.516	2	5 P. OETTL	23.373	2	56 P. SEBESTYEN	31.930
3	38 H. SOOMER	20.464	3	5 P. OETTL	24.623	3	55 A. LOCATELLI	23.473	3	32 I. VINALES	31.944
4	55 A. LOCATELLI	20.480	4	55 A. LOCATELLI	24.649	4	32 I. VINALES	23.514	4	55 A. LOCATELLI	31.965
5	32 I. VINALES	20.529	5	81 M. GONZALEZ	24.651	5	3 R. DE ROSA	23.537	5	44 L. MAHIAS	31.980
6	99 D. WEBB	20.585	6	44 L. MAHIAS	24.660	6	81 M. GONZALEZ	23.582	6	38 H. SOOMER	32.000
7	81 M. GONZALEZ	20.595	7	16 J. CLUZEL	24.677	7	16 J. CLUZEL	23.607	7	4 S. ODENDAAL	32.017
8	3 R. DE ROSA	20.598	8	56 P. SEBESTYEN	24.708	8	98 K. HANIKA	23.608	8	81 M. GONZALEZ	32.018
9	16 J. CLUZEL	20.627	9	38 H. SOOMER	24.711	9	4 S. ODENDAAL	23.618	9	61 C. ONCU	32.062
10	94 C. PEROLARI	20.653	10	99 D. WEBB	24.722	10	44 L. MAHIAS	23.665	10	3 R. DE ROSA	32.121
11	61 C. ONCU	20.678	11	98 K. HANIKA	24.760	11	61 C. ONCU	23.699	11	78 H. OKUBO	32.146
12	4 S. ODENDAAL	20.683	12	61 C. ONCU	24.779	12	34 K. MANFREDI	23.702	12	98 K. HANIKA	32.152
13	98 K. HANIKA	20.718	13	94 C. PEROLARI	24.841	13	99 D. WEBB	23.732	13	16 J. CLUZEL	32.214
14	34 K. MANFREDI	20.734	14	4 S. ODENDAAL	24.849	14	78 H. OKUBO	23.790	14	47 A. BASSANI	32.224
15	56 P. SEBESTYEN	20.822	15	78 H. OKUBO	24.868	15	56 P. SEBESTYEN	23.826	15	99 D. WEBB	32.313
16	78 H. OKUBO	20.833	16	9 G. HENDRA PRATAMA	24.895	16	94 C. PEROLARI	23.859	16	34 K. MANFREDI	32.325
17	9 G. HENDRA PRATAMA	20.841	17	34 K. MANFREDI	24.928	17	47 A. BASSANI	23.931	17	94 C. PEROLARI	32.331
18	12 A. RUIZ CARRANZA	20.898	18	47 A. BASSANI	24.967	18	12 A. RUIZ CARRANZA	23.993	18	52 P. HOBELSBERGER	32.402
19	52 P. HOBELSBERGER	20.968	19	12 A. RUIZ CARRANZA	24.968	19	52 P. HOBELSBERGER	23.997	19	12 A. RUIZ CARRANZA	32.546
20	47 A. BASSANI	21.001	20	52 P. HOBELSBERGER	25.043	20	30 G. VAN STRAALEN	24.065	20	9 G. HENDRA PRATAMA	32.639
21	22 F. FULIGNI	21.080	21	25 A. VERDOIA	25.089	21	22 F. FULIGNI	24.104	21	30 G. VAN STRAALEN	32.697
22	25 A. VERDOIA	21.137	22	30 G. VAN STRAALEN	25.236	22	25 A. VERDOIA	24.134	22	25 A. VERDOIA	32.730
23	30 G. VAN STRAALEN	21.183	23	22 F. FULIGNI	25.248	23	9 G. HENDRA PRATAMA	24.260	23	22 F. FULIGNI	32.849
24	21 V. FALCONE	21.625	24	21 V. FALCONE	25.456	24	21 V. FALCONE	24.760	24	21 V. FALCONE	33.298
25	28 V. DA SILVA BARROS	21.873	25	28 V. DA SILVA BARROS	25.635	25	28 V. DA SILVA BARROS	24.917	25	28 V. DA SILVA BARROS	33.396

17/10/2020

These data/results cannot be reproduced, stored and/or transmitted in whole or in part by any manner of electronic, mechanical, photocopying, recording, broadcasting or otherwise now known or herein after developed without the previous express consent by the copyright owner, except for reproduction in daily press and regular printed publications on sale to the public within 60 days of the event related to those data/results and always provided that copyright symbol appears together as follows below.

© DORNA WSBK ORGANIZATION Srl 2020



Circuito Estoril 4.182 m

Pirelli Estoril Round, 16 - 18 October 2020

Ideal Times Free Practice 3rd Session

No.	Rider	Nat	Bike	Seg. 1	Seg. 2	Seg. 3	Seg. 4	Ideal Time		
				Diff. 1	Diff. 2	Diff. 3	Diff. 4	Best Lap	Pos.	Diff.
1	5 P. OETTL	GER	Kawasaki ZX-6R	20.442	24.623	23.373	31.792	1'40.230		1
2	38 H. SOOMER	EST	Yamaha YZF R6	20.464 +0.046	24.711	23.320	32.000	1'40.495	1'40.541	2 0.046
3	32 I. VINALES	ESP	Yamaha YZF R6	20.529 +0.053	24.516	23.514 +0.266	31.944	1'40.503	1'40.822	4 0.319
4	55 A. LOCATELLI	ITA	Yamaha YZF R6	20.480 +0.093	24.649 +0.010	23.473	31.965 +0.020	1'40.567	1'40.690	3 0.123
5	44 L. MAHIAS	FRA	Kawasaki ZX-6R	20.391 +0.027	24.660	23.665 +0.238	31.980	1'40.696	1'40.961	7 0.265
6	3 R. DE ROSA	ITA	MV Agusta F3 675	20.598 +0.011	24.478 +0.080	23.537	32.121	1'40.734	1'40.825	5 0.091
7	81 M. GONZALEZ	ESP	Kawasaki ZX-6R	20.595	24.651	23.582	32.018	1'40.846	1'40.846	6
8	16 J. CLUZEL	FRA	Yamaha YZF R6	20.627 +0.072	24.677	23.607	32.214	1'41.125	1'41.197	8 0.072
9	4 S. ODENDAAL	RSA	Yamaha YZF R6	20.683	24.849 +0.036	23.618 +0.168	32.017 +0.115	1'41.167	1'41.486	11 0.319
10	61 C. ONCU	TUR	Kawasaki ZX-6R	20.678	24.779	23.699	32.062	1'41.218	1'41.218	9
11	98 K. HANIKA	CZE	Yamaha YZF R6	20.718	24.760 +0.006	23.608 +0.165	32.152	1'41.238	1'41.409	10 0.171
12	56 P. SEBESTYEN	HUN	Yamaha YZF R6	20.822 +0.236	24.708 +0.115	23.826	31.930	1'41.286	1'41.637	12 0.351
13	99 D. WEBB	GBR	Yamaha YZF R6	20.585 +0.308	24.722 +0.024	23.732 +0.002	32.313 +0.176	1'41.352	1'41.862	14 0.510
14	78 H. OKUBO	JPN	Honda CBR600RR	20.833 +0.313	24.868	23.790	32.146	1'41.637	1'41.950	15 0.313
15	94 C. PEROLARI	FRA	Yamaha YZF R6	20.653	24.841	23.859	32.331 +0.117	1'41.684	1'41.801	13 0.117
16	34 K. MANFREDI	ITA	Yamaha YZF R6	20.734 +0.252	24.928	23.702	32.325 +0.048	1'41.689	1'41.989	16 0.300
17	47 A. BASSANI	ITA	Yamaha YZF R6	21.001 +0.098	24.967 +0.161	23.931 +0.138	32.224	1'42.123	1'42.520	17 0.397
18	12 A. RUIZ CARRANZA	ESP	Yamaha YZF R6	20.898 +0.230	24.968 +0.083	23.993	32.546 +0.025	1'42.405	1'42.743	19 0.338
19	52 P. HOBELSBERGER	GER	Honda CBR600RR	20.968	25.043	23.997 +0.139	32.402	1'42.410	1'42.549	18 0.139
20	9 G. HENDRA PRATAMA	INA	Yamaha YZF R6	20.841	24.895 +0.095	24.260	32.639 +0.211	1'42.635	1'42.941	20 0.306
21	25 A. VERDOIA	FRA	Yamaha YZF R6	21.137	25.089 +0.086	24.134	32.730	1'43.090	1'43.176	21 0.086
22	30 G. VAN STRAALEN	NED	Yamaha YZF R6	21.183 +0.022	25.236 +0.139	24.065 +0.006	32.697 +0.124	1'43.181	1'43.472	23 0.291
23	22 F. FULIGNI	ITA	MV Agusta F3 675	21.080 +0.016	25.248 +0.002	24.104 +0.041	32.849 +0.016	1'43.281	1'43.356	22 0.075
24	21 V. FALCONE	FRA	Yamaha YZF R6	21.625 +0.337	25.456	24.760 +0.031	33.298	1'45.139	1'45.507	24 0.368
25	28 V. DA SILVA BARROS	AGO	Yamaha YZF R6	21.873 +0.071	25.635	24.917	33.396 +0.403	1'45.821	1'46.295	25 0.474
Overall Ideal Time				20.391	24.478	23.320	31.792	1'39.981		

17/10/2020

These data/results cannot be reproduced, stored and/or transmitted in whole or in part by any manner of electronic, mechanical, photocopying, recording, broadcasting or otherwise now known or herein after developed without the previous express consent by the copyright owner, except for reproduction in daily press and regular printed publications on sale to the public within 60 days of the event related to those data/results and always provided that copyright symbol appears together as follows below.

© DORNA WSBK ORGANIZATION Srl 2020

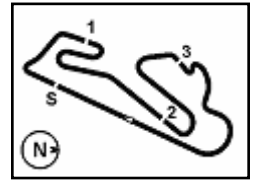
FICR PERUGIA TIMING



Official Tyre Supplier



Official Timekeeper



Pirelli Estoril Round, 16 - 18 October 2020

Chronological Analysis Free Practice 3rd Session

Circuito Estoril 4.182 m

3 / 3

7	3'14.960	30.771	27.431	33.174	4'46.336P		9:45'48.419
8	21.277	24.987	24.053	32.553	1'42.870	249,8	9:47'31.289
9	21.128	25.051	23.993	32.571	1'42.743	244,3	9:49'14.032
10	20.898	29.805	28.474	36.227	1'55.404	259,2	9:51'09.436

20° 9 G. HENDRA PRATAMA (1'42.941)

Lap	Seg.1	Seg.2	Seg.3	Seg.4	Lap Time	km/h	Local Time
1		26.434	26.295	33.383			9:32'16.782
2	21.524	25.399	24.723	32.639	1'44.285	230,9	9:34'01.067
3	21.177	25.214	25.344	45.617	1'57.352	243,2	9:35'58.419
4	21.337	25.135	24.850	32.909	1'44.231	256,2	9:37'42.650
5	21.141	25.203	24.473	32.738	1'43.555	245,9	9:39'26.205
6	21.089	25.214	24.534	32.743	1'43.580	252,1	9:41'09.785
7	21.260	25.186	24.502	32.791	1'43.739	243,7	9:42'53.524
8	21.168	25.207	24.506	32.861	1'43.742	244,3	9:44'37.266
9	20.841	24.990	24.260	32.850	1'42.941	254,4	9:46'20.207
10	24.996	25.992	25.208	36.968	1'53.164	255,0	9:48'13.371
11	21.349	25.120	24.615	32.760	1'43.844	245,9	9:49'57.215
12	20.995	24.895	24.395	33.021	1'43.306	250,9	9:51'40.521

21° 25 A. VERDOIA (1'43.176)

Lap	Seg.1	Seg.2	Seg.3	Seg.4	Lap Time	km/h	Local Time
1		27.363	25.896	33.690			9:32'10.610
2	21.890	25.486	24.646	33.091	1'45.113	227,6	9:33'55.723
3	21.557	25.186	24.353	32.763	1'43.859	235,4	9:35'39.582
4	21.341	25.373	24.459	32.910	1'44.083	239,0	9:37'23.665
5	21.273	25.247	24.553	32.850	1'43.923	241,1	9:39'07.588
6	21.260	25.178	24.319	32.751	1'43.508	240,0	9:40'51.096
7	21.366	25.386	24.905	41.344	1'53.001P	242,6	9:42'44.097
8	3'05.527	26.354	24.738	33.070	4'29.689P		9:47'13.786
9	21.137	25.175	24.134	32.730	1'43.176	248,7	9:48'56.962
10	21.165	25.089	24.190	32.919	1'43.363	243,7	9:50'40.325

22° 22 F. FULIGNI (1'43.356)

Lap	Seg.1	Seg.2	Seg.3	Seg.4	Lap Time	km/h	Local Time
1		26.988	25.560	34.322			9:32'57.610
2	21.609	25.600	24.446	33.436	1'45.091	248,1	9:34'42.701
3	21.332	25.566	24.110	33.039	1'44.047	250,9	9:36'26.748
4	21.330	26.303	24.791	33.506	1'45.930	253,8	9:38'12.678
5	21.090	25.248	24.317	33.045	1'43.700	251,5	9:39'56.378
6	21.096	25.250	24.145	32.865	1'43.356	253,2	9:41'39.734
7	21.320	26.661	24.911	42.665	1'55.557P	258,6	9:43'35.291
8	2'31.962	26.114	26.107	33.009	3'57.192P		9:47'32.483
9	21.227	25.390	24.238	32.913	1'43.768	252,7	9:49'16.251
10	21.080	25.356	24.104	32.849	1'43.389	256,8	9:50'59.640

23° 30 G. VAN STRAALLEN (1'43.472)

Lap	Seg.1	Seg.2	Seg.3	Seg.4	Lap Time	km/h	Local Time
1		27.718	26.626	34.309			9:32'12.677
2	21.965	25.927	25.470	33.331	1'46.693	224,4	9:33'59.370
3	21.415	25.236	24.379	32.976	1'44.006	239,0	9:35'43.376
4	21.475	25.417	24.244	32.851	1'43.987	245,3	9:37'27.363
5	21.449	25.407	24.164	32.958	1'43.978	236,4	9:39'11.341
6	21.419	25.385	24.158	32.790	1'43.752	237,9	9:40'55.093
7	21.211	25.337	24.691	32.850	1'44.089	241,6	9:42'39.182
8	21.183	25.283	24.378	32.820	1'43.664	245,3	9:44'22.846
9	21.488	25.779	26.537	33.349	1'47.153	241,6	9:46'09.999
10	21.205	25.375	24.071	32.821	1'43.472	246,4	9:47'53.471
11	21.211	25.266	24.358	32.697	1'43.532	239,0	9:49'37.003
12	21.346	25.404	24.065	32.981	1'43.796	241,6	9:51'20.799

24° 21 V. FALCONE (1'45.507)

Lap	Seg.1	Seg.2	Seg.3	Seg.4	Lap Time	km/h	Local Time
1		27.923	26.067	34.644			9:32'12.333
2	22.086	26.043	25.481	33.722	1'47.332	230,5	9:33'59.665
3	21.848	25.744	25.189	33.484	1'46.265	224,4	9:35'45.930
4	21.757	25.508	24.925	33.424	1'45.614	236,9	9:37'31.544
5	21.756	25.715	24.760	33.371	1'45.602	232,9	9:39'17.146
6	21.625	25.500	25.709	45.161	1'57.995P	236,9	9:41'15.141
7	3'19.500	28.009	25.867	34.232	4'47.608P		9:46'02.749
8	21.962	25.456	24.791	33.298	1'45.507	241,6	9:47'48.256
9	21.656	25.485	25.068	33.770	1'45.979	241,6	9:49'34.235
10	21.866	25.737	24.963	33.759	1'46.325	238,4	9:51'20.560

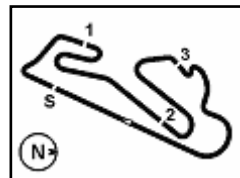
25° 28 V. DA SILVA BARROS (1'46.295)

Lap	Seg.1	Seg.2	Seg.3	Seg.4	Lap Time	km/h	Local Time
1		26.129	26.432	34.168			9:32'18.171
2	22.379	26.390	27.351	35.569	1'51.689	223,9	9:34'09.860
3	22.020	25.976	25.428	33.535	1'46.959	241,6	9:35'56.819
4	22.096	25.997	25.575	33.396	1'47.064	230,0	9:37'43.883
5	21.914	25.677	26.986	46.220	2'00.797P	234,4	9:39'44.680
6	5'15.501	26.101	25.306	33.827	6'40.735P		9:46'25.415
7	21.965	26.130	25.193	34.516	1'47.804	247,0	9:48'13.219
8	21.944	25.635	24.917	33.799	1'46.295	243,7	9:49'59.514
9	21.873	26.150	25.107	33.828	1'46.958	248,1	9:51'46.472

17/10/2020 P = Pits In/Out - C = Lap Time Cancelled

These data/results cannot be reproduced, stored and/or transmitted in whole or in part by any manner of electronic, mechanical, photocopying, recording, broadcasting or otherwise now known or herein after developed without the previous express consent by the copyright owner, except for reproduction in daily press and regular printed publications on sale to the public within 60 days of the event related to those data/results and always provided that copyright symbol appears together as follows below.

© DORNA WSBK ORGANIZATION Srl 2020

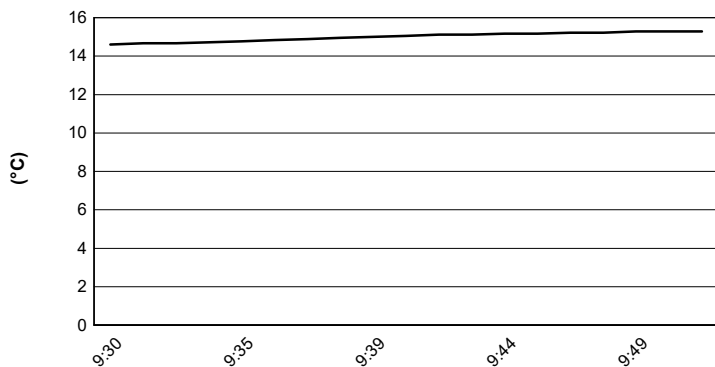


Pirelli Estoril Round, 16 - 18 October 2020

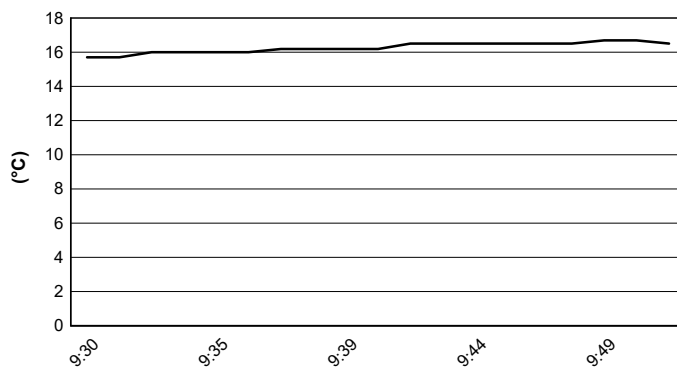
Weather Report Free Practice 3rd Session

Session started 09:30 - Session ended 9:52

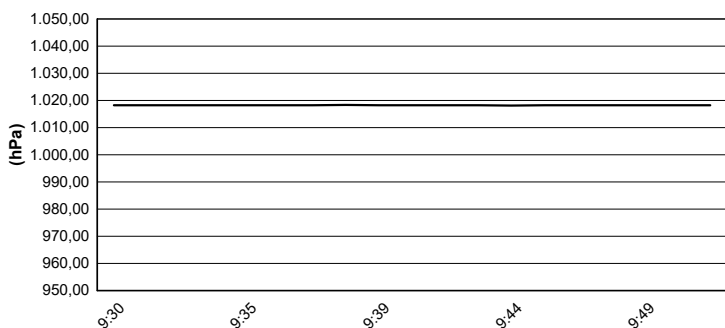
Air Temperature



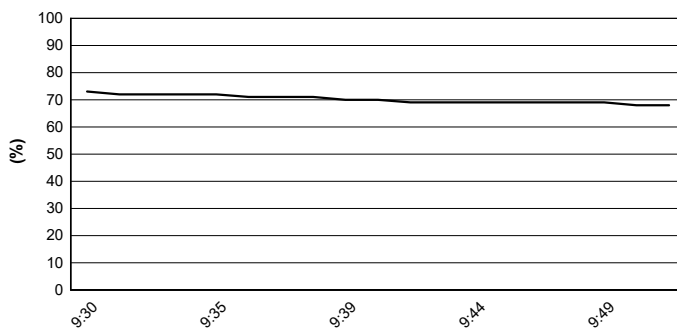
Track Temperature



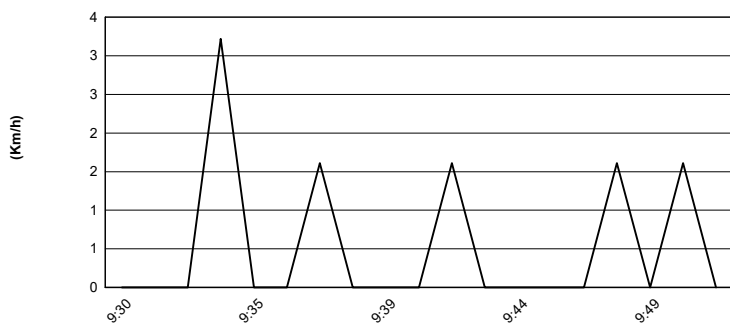
Air Pressure



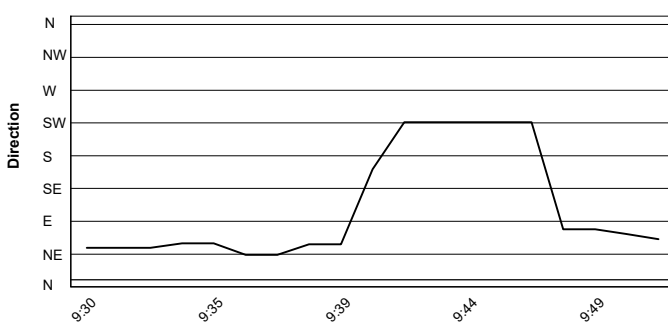
Humidity



Wind Speed



Wind Direction



17/10/2020

These data/results cannot be reproduced, stored and/or transmitted in whole or in part by any manner of electronic, mechanical, photocopying, recording, broadcasting or otherwise now known or herein after developed without the previous express consent by the copyright owner, except for reproduction in daily press and regular printed publications on sale to the public within 60 days of the event related to those data/results and always provided that copyright symbol appears together as follows below.

© DORNA WSBK ORGANIZATION Srl 2020