

Pirelli Estoril Round, 16 - 18 October 2020

Results Tissot Superpole

No.	Rider	Nat	Team	Bike	Class	Time	Gap	Rel.	Laps	Speed	
										Avg	Max
1	55 A. LOCATELLI	ITA	BARDAHL Evan Bros. WorldSSP Team	Yamaha YZF R6		1'39.520			9	151,278	262,3
2	44 L. MAHIAS	FRA	Kawasaki Puccetti Racing	Kawasaki ZX-6R		1'39.666	0.146	0.146	9	151,057	262,3
3	5 P. OETTL	GER	Kawasaki Puccetti Racing	Kawasaki ZX-6R		1'39.829	0.309	0.163	10	150,810	268,0
4	3 R. DE ROSA	ITA	MV Agusta Reparto Corse	MV Agusta F3 675		1'39.979	0.459	0.150	12	150,584	270,0
5	99 D. WEBB	GBR	WRP Wepol Racing	Yamaha YZF R6		1'40.559	1.039	0.580	10	149,715	252,7
6	32 I. VINALES	ESP	Kallio Racing	Yamaha YZF R6		1'40.581	1.061	0.022	9	149,682	267,4
7	81 M. GONZALEZ	ESP	Kawasaki ParkinGO Team	Kawasaki ZX-6R		1'40.690	1.170	0.109	9	149,520	260,4
8	16 J. CLUZEL	FRA	GMT94 Yamaha	Yamaha YZF R6		1'40.694	1.174	0.004	7	149,514	258,6
9	4 S. ODENDAAL	RSA	EAB Ten Kate Racing	Yamaha YZF R6		1'40.724	1.204	0.030	11	149,470	266,7
10	98 K. HANIKA	CZE	WRP Wepol Racing	Yamaha YZF R6		1'40.852	1.332	0.128	10	149,280	259,8
11	56 P. SEBESTYEN	HUN	OXXO Yamaha Team Toth	Yamaha YZF R6		1'40.951	1.431	0.099	11	149,134	250,4
12	61 C. ONCU	TUR	Turkish Racing Team	Kawasaki ZX-6R		1'40.984	1.464	0.033	10	149,085	258,6
13	38 H. SOOMER	EST	Kallio Racing	Yamaha YZF R6		1'41.140	1.620	0.156	8	148,855	266,7
14	94 C. PEROLARI	FRA	GMT94 Yamaha	Yamaha YZF R6		1'41.296	1.776	0.156	12	148,626	264,8
15	47 A. BASSANI	ITA	Soradis Yamaha Motoxrcing	Yamaha YZF R6	*	1'41.335	1.815	0.039	9	148,569	255,6
16	22 F. FULIGNI	ITA	MV Agusta Reparto Corse	MV Agusta F3 675		1'41.538	2.018	0.203	12	148,272	259,2
17	34 K. MANFREDI	ITA	Altogoo Racing Team	Yamaha YZF R6	*	1'41.609	2.089	0.071	9	148,168	262,3
18	12 A. RUIZ CARRANZA	ESP	EMPERADOR Racing Team	Yamaha YZF R6	*	1'41.743	2.223	0.134	11	147,973	255,6
19	78 H. OKUBO	JPN	Dynavolt Honda	Honda CBR600RR		1'42.087	2.567	0.344	2	147,474	245,9
20	30 G. VAN STRAALEN	NED	MPM Routz Racing Team	Yamaha YZF R6		1'42.148	2.628	0.061	12	147,386	252,7
21	52 P. HOBELSBERGER	GER	Dynavolt Honda	Honda CBR600RR		1'42.366	2.846	0.218	11	147,072	249,8
22	25 A. VERDOIA	FRA	bLU cRU WorldSSP by MS Racing	Yamaha YZF R6		1'42.586	3.066	0.220	9	146,757	252,7
23	9 G. HENDRA PRATAMA	INA	bLU cRU WorldSSP by MS Racing	Yamaha YZF R6		1'42.884	3.364	0.298	10	146,332	252,7
24	21 V. FALCONE	FRA	OXXO Yamaha Team Toth	Yamaha YZF R6		1'44.413	4.893	1.529	11	144,189	248,7
25	28 V. DA SILVA BARROS	AGO	Palkalgar Yamaha - Evan Bros	Yamaha YZF R6		1'45.987	6.467	1.574	10	142,048	249,8

Qualifying Lap Time (107% of 1'39.520): 1'46.487

* WorldSSP Challenge

AIR	Humidity:	69%	Temp:	17°C
TRACK	Condition:	Dry	Temp:	23°C

Start 17/10/2020 11:45 End 12:12 The results are provisional until the end of the time limit for protests and appeals and the completion of the technical checks.

These data/results cannot be reproduced, stored and/or transmitted in whole or in part by any manner of electronic, mechanical, photocopying, recording, broadcasting or otherwise now known or herein after developed without the previous express consent by the copyright owner, except for reproduction in daily press and regular printed publications on sale to the public within 60 days of the event related to those data/results and always provided that copyright symbol appears together as follows below.

© DORNA WSBK ORGANIZATION Srl 2020

Pirelli Estoril Round, 16 - 18 October 2020

Results Tissot Superpole

Session Highlights

Local Time	No. Rider	Description
11.45.00		Start
11.48.00		WorldSBK Works on bikes are allowed
11.48.16	38 H. SOOMER	Crashed - Turn 10
11.48.32	38 H. SOOMER	Re-joined
11.50.05	52 P. HOBELSBERGER	Lap Cancelled (1'47.269) - Exceeded Track Limits - Turn 13
11.50.16	30 G. VAN STRAALEN	Current Lap Cancelled - Exceeded Track Limits - Turn 1
11.50.53	78 H. OKUBO	Technical Problem - Turn 11
11.55.17	38 H. SOOMER	Crashed - Re-Joined - Turn 11
11.56.28	56 P. SEBESTYEN	Current Lap Cancelled - Exceeded Track Limits - Turn 1
11.58.15	12 A. RUIZ CARRANZA	On Asphalt - Re-Joined - Turn 7
12.07.16	52 P. HOBELSBERGER	Lap Cancelled (1'43.107) - Exceeded Track Limits - Turn 13
12.08.35	55 A. LOCATELLI	Lap Cancelled (1'39.860) - Exceeded Track Limits - Turn 13
12.09.18	98 K. HANIKA	Lap Cancelled (1'40.997) - Exceeded Track Limits - Turn 13
12.12.17		End Of Session

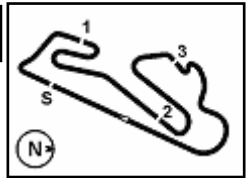
Fastest Laps Sequence

No.	Rider	Nat	Team	Bike	Local Time	Time	Gap	Avg
16	J. CLUZEL	FRA	GMT94 Yamaha	Yamaha YZF R6	11:48'36.819	1'41.619		148,153
44	L. MAHIAS	FRA	Kawasaki Puccetti Racing	Kawasaki ZX-6R	11:49'05.408	1'40.637	-0.982	149,599
5	P. OETTL	GER	Kawasaki Puccetti Racing	Kawasaki ZX-6R	11:50'51.231	1'40.433	-0.204	149,903
44	L. MAHIAS	FRA	Kawasaki Puccetti Racing	Kawasaki ZX-6R	11:52'43.567	1'40.310	-0.123	150,087
55	A. LOCATELLI	ITA	BARDAHL Evan Bros. WorldSSP Team	Yamaha YZF R6	11:53'17.935	1'40.214	-0.096	150,231
3	R. DE ROSA	ITA	MV Agusta Reparto Corse	MV Agusta F3 675	12:02'27.754	1'40.012	-0.202	150,534
44	L. MAHIAS	FRA	Kawasaki Puccetti Racing	Kawasaki ZX-6R	12:07'54.478	1'39.666	-0.346	151,057
55	A. LOCATELLI	ITA	BARDAHL Evan Bros. WorldSSP Team	Yamaha YZF R6	12:10'19.085	1'39.520	-0.146	151,278

Start 11:45 End 12:12 The results are provisional until the end of the time limit for protests and appeals and the completion of the technical checks.

These data/results cannot be reproduced, stored and/or transmitted in whole or in part by any manner of electronic, mechanical, photocopying, recording, broadcasting or otherwise now known or herein after developed without the previous express consent by the copyright owner, except for reproduction in daily press and regular printed publications on sale to the public within 60 days of the event related to those data/results and always provided that copyright symbol appears together as follows below.

© DORNA WSBK ORGANIZATION Srl 2020



Pirelli Estoril Round, 16 - 18 October 2020

Best Sectors & Speed Tissot Superpole

BEST LAP		
1	55 A. LOCATELLI	Yamaha YZF R6 1'39.520
2	44 L. MAHIAS	Kawasaki ZX-6R 1'39.666
3	5 P. OETTL	Kawasaki ZX-6R 1'39.829
4	3 R. DE ROSA	MV Agusta F3 675 1'39.979
5	99 D. WEBB	Yamaha YZF R6 1'40.559
6	32 I. VINALES	Yamaha YZF R6 1'40.581
7	81 M. GONZALEZ	Kawasaki ZX-6R 1'40.690
8	16 J. CLUZEL	Yamaha YZF R6 1'40.694
9	4 S. ODENDAAL	Yamaha YZF R6 1'40.724
10	98 K. HANIKA	Yamaha YZF R6 1'40.852
11	56 P. SEBESTYEN	Yamaha YZF R6 1'40.951
12	61 C. ONCU	Kawasaki ZX-6R 1'40.984
13	38 H. SOOMER	Yamaha YZF R6 1'41.140
14	94 C. PEROLARI	Yamaha YZF R6 1'41.296
15	47 A. BASSANI	Yamaha YZF R6 1'41.335
16	22 F. FULIGNI	MV Agusta F3 675 1'41.538
17	34 K. MANFREDI	Yamaha YZF R6 1'41.609
18	12 A. RUIZ CARRANZA	Yamaha YZF R6 1'41.743
19	78 H. OKUBO	Honda CBR600RR 1'42.087
20	30 G. VAN STRAALEN	Yamaha YZF R6 1'42.148
21	52 P. HOBELBERGER	Honda CBR600RR 1'42.366
22	25 A. VERDOIA	Yamaha YZF R6 1'42.586
23	9 G. HENDRA PRATAMA	Yamaha YZF R6 1'42.884
24	21 V. FALCONE	Yamaha YZF R6 1'44.413
25	28 V. DA SILVA BARROS	Yamaha YZF R6 1'45.987

SPEED		
1	3 R. DE ROSA	MV Agusta F3 675 270,0
2	5 P. OETTL	Kawasaki ZX-6R 268,0
3	32 I. VINALES	Yamaha YZF R6 267,4
4	38 H. SOOMER	Yamaha YZF R6 266,7
5	4 S. ODENDAAL	Yamaha YZF R6 266,7
6	94 C. PEROLARI	Yamaha YZF R6 264,8
7	55 A. LOCATELLI	Yamaha YZF R6 262,3
8	34 K. MANFREDI	Yamaha YZF R6 262,3
9	44 L. MAHIAS	Kawasaki ZX-6R 262,3
10	81 M. GONZALEZ	Kawasaki ZX-6R 260,4
11	98 K. HANIKA	Yamaha YZF R6 259,8
12	22 F. FULIGNI	MV Agusta F3 675 259,2
13	61 C. ONCU	Kawasaki ZX-6R 258,6
14	16 J. CLUZEL	Yamaha YZF R6 258,6
15	12 A. RUIZ CARRANZA	Yamaha YZF R6 255,6
16	47 A. BASSANI	Yamaha YZF R6 255,6
17	99 D. WEBB	Yamaha YZF R6 252,7
18	9 G. HENDRA PRATAMA	Yamaha YZF R6 252,7
19	25 A. VERDOIA	Yamaha YZF R6 252,7
20	30 G. VAN STRAALEN	Yamaha YZF R6 252,7
21	56 P. SEBESTYEN	Yamaha YZF R6 250,4
22	28 V. DA SILVA BARROS	Yamaha YZF R6 249,8
23	52 P. HOBELBERGER	Honda CBR600RR 249,8
24	21 V. FALCONE	Yamaha YZF R6 248,7
25	78 H. OKUBO	Honda CBR600RR 245,9

SEG. 1	
1	44 L. MAHIAS 20.229
2	55 A. LOCATELLI 20.304
3	5 P. OETTL 20.354
4	4 S. ODENDAAL 20.420
5	3 R. DE ROSA 20.424
6	32 I. VINALES 20.442
7	38 H. SOOMER 20.521
8	16 J. CLUZEL 20.543
9	47 A. BASSANI 20.568
10	99 D. WEBB 20.569
11	94 C. PEROLARI 20.575
12	81 M. GONZALEZ 20.587
13	98 K. HANIKA 20.593
14	56 P. SEBESTYEN 20.654
15	61 C. ONCU 20.658
16	34 K. MANFREDI 20.715
17	9 G. HENDRA PRATAMA 20.805
18	22 F. FULIGNI 20.807
19	12 A. RUIZ CARRANZA 20.872
20	78 H. OKUBO 20.920
21	30 G. VAN STRAALEN 20.946
22	25 A. VERDOIA 20.956
23	52 P. HOBELBERGER 20.977
24	21 V. FALCONE 21.399
25	28 V. DA SILVA BARROS 21.614

SEG. 2	
1	3 R. DE ROSA 24.339
2	55 A. LOCATELLI 24.380
3	5 P. OETTL 24.422
4	99 D. WEBB 24.441
5	32 I. VINALES 24.488
6	44 L. MAHIAS 24.520
7	16 J. CLUZEL 24.525
8	98 K. HANIKA 24.567
9	4 S. ODENDAAL 24.570
10	81 M. GONZALEZ 24.572
11	56 P. SEBESTYEN 24.572
12	61 C. ONCU 24.650
13	94 C. PEROLARI 24.669
14	38 H. SOOMER 24.687
15	22 F. FULIGNI 24.791
16	12 A. RUIZ CARRANZA 24.791
17	47 A. BASSANI 24.824
18	34 K. MANFREDI 24.837
19	78 H. OKUBO 24.857
20	25 A. VERDOIA 24.908
21	30 G. VAN STRAALEN 24.910
22	9 G. HENDRA PRATAMA 24.931
23	52 P. HOBELBERGER 24.978
24	21 V. FALCONE 25.256
25	28 V. DA SILVA BARROS 25.627

SEG. 3	
1	55 A. LOCATELLI 23.142
2	3 R. DE ROSA 23.184
3	44 L. MAHIAS 23.238
4	5 P. OETTL 23.320
5	38 H. SOOMER 23.350
6	98 K. HANIKA 23.389
7	99 D. WEBB 23.455
8	32 I. VINALES 23.458
9	4 S. ODENDAAL 23.524
10	61 C. ONCU 23.546
11	81 M. GONZALEZ 23.553
12	16 J. CLUZEL 23.588
13	56 P. SEBESTYEN 23.621
14	22 F. FULIGNI 23.672
15	94 C. PEROLARI 23.675
16	34 K. MANFREDI 23.677
17	47 A. BASSANI 23.709
18	30 G. VAN STRAALEN 23.822
19	52 P. HOBELBERGER 23.849
20	12 A. RUIZ CARRANZA 23.869
21	78 H. OKUBO 23.907
22	25 A. VERDOIA 23.945
23	9 G. HENDRA PRATAMA 24.124
24	21 V. FALCONE 24.442
25	28 V. DA SILVA BARROS 24.754

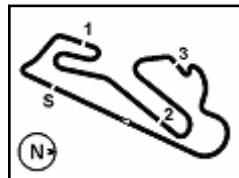
SEG. 4	
1	44 L. MAHIAS 31.619
2	55 A. LOCATELLI 31.656
3	5 P. OETTL 31.682
4	99 D. WEBB 31.761
5	56 P. SEBESTYEN 31.859
6	3 R. DE ROSA 31.862
7	98 K. HANIKA 31.892
8	61 C. ONCU 31.907
9	81 M. GONZALEZ 31.918
10	32 I. VINALES 31.947
11	16 J. CLUZEL 32.038
12	12 A. RUIZ CARRANZA 32.052
13	4 S. ODENDAAL 32.089
14	9 G. HENDRA PRATAMA 32.112
15	38 H. SOOMER 32.136
16	34 K. MANFREDI 32.141
17	22 F. FULIGNI 32.191
18	47 A. BASSANI 32.206
19	94 C. PEROLARI 32.316
20	30 G. VAN STRAALEN 32.320
21	25 A. VERDOIA 32.391
22	78 H. OKUBO 32.403
23	52 P. HOBELBERGER 32.435
24	21 V. FALCONE 33.058
25	28 V. DA SILVA BARROS 33.489

17/10/2020

These data/results cannot be reproduced, stored and/or transmitted in whole or in part by any manner of electronic, mechanical, photocopying, recording, broadcasting or otherwise now known or herein after developed without the previous express consent by the copyright owner, except for reproduction in daily press and regular printed publications on sale to the public within 60 days of the event related to those data/results and always provided that copyright symbol appears together as follows below.

© DORNA WSBK ORGANIZATION Srl 2020





Circuito Estoril 4.182 m

Pirelli Estoril Round, 16 - 18 October 2020

Ideal Times Tissot Superpole

No.	Rider	Nat	Bike	Seg. 1	Seg. 2	Seg. 3	Seg. 4	Ideal Time		
				Diff. 1	Diff. 2	Diff. 3	Diff. 4	Best Lap	Pos.	Diff.
1	55 A. LOCATELLI	ITA	Yamaha YZF R6	20.304	24.380	23.142 +0.038	31.656	1'39.482 1'39.520	1	0.038
2	44 L. MAHIAS	FRA	Kawasaki ZX-6R	20.229	24.520	23.238 +0.060	31.619	1'39.606 1'39.666	2	0.060
3	5 P. OETTL	GER	Kawasaki ZX-6R	20.354 +0.051	24.422	23.320	31.682	1'39.778 1'39.829	3	0.051
4	3 R. DE ROSA	ITA	MV Agusta F3 675	20.424	24.339	23.184 +0.159	31.862 +0.011	1'39.809 1'39.979	4	0.170
5	99 D. WEBB	GBR	Yamaha YZF R6	20.569 +0.198	24.441 +0.135	23.455	31.761	1'40.226 1'40.559	5	0.333
6	32 I. VINALES	ESP	Yamaha YZF R6	20.442 +0.083	24.488 +0.055	23.458 +0.061	31.947 +0.047	1'40.335 1'40.581	6	0.246
7	98 K. HANIKA	CZE	Yamaha YZF R6	20.593 +0.135	24.567 +0.192	23.389 +0.084	31.892	1'40.441 1'40.852	10	0.411
8	4 S. ODENDAAL	RSA	Yamaha YZF R6	20.420 +0.103	24.570	23.524	32.089 +0.018	1'40.603 1'40.724	9	0.121
9	81 M. GONZALEZ	ESP	Kawasaki ZX-6R	20.587	24.572 +0.006	23.553 +0.054	31.918	1'40.630 1'40.690	7	0.060
10	16 J. CLUZEL	FRA	Yamaha YZF R6	20.543	24.525	23.588	32.038	1'40.694 1'40.694	8	
11	38 H. SOOMER	EST	Yamaha YZF R6	20.521 +0.129	24.687 +0.302	23.350	32.136 +0.015	1'40.694 1'41.140	13	0.446
12	56 P. SEBESTYEN	HUN	Yamaha YZF R6	20.654 +0.055	24.572	23.621 +0.073	31.859 +0.117	1'40.706 1'40.951	11	0.245
13	61 C. ONCU	TUR	Kawasaki ZX-6R	20.658 +0.087	24.650 +0.032	23.546	31.907 +0.104	1'40.761 1'40.984	12	0.223
14	94 C. PEROLARI	FRA	Yamaha YZF R6	20.575	24.669 +0.061	23.675	32.316	1'41.235 1'41.296	14	0.061
15	47 A. BASSANI	ITA	Yamaha YZF R6	20.568	24.824	23.709 +0.028	32.206	1'41.307 1'41.335	15	0.028
16	34 K. MANFREDI	ITA	Yamaha YZF R6	20.715	24.837	23.677 +0.045	32.141 +0.194	1'41.370 1'41.609	17	0.239
17	22 F. FULIGNI	ITA	MV Agusta F3 675	20.807 +0.077	24.791	23.672	32.191	1'41.461 1'41.538	16	0.077
18	12 A. RUIZ CARRANZA	ESP	Yamaha YZF R6	20.872 +0.019	24.791 +0.070	23.869 +0.070	32.052	1'41.584 1'41.743	18	0.159
19	9 G. HENDRA PRATAMA	INA	Yamaha YZF R6	20.805 +0.413	24.931 +0.129	24.124 +0.370	32.112	1'41.972 1'42.884	23	0.912
20	30 G. VAN STRAALEN	NED	Yamaha YZF R6	20.946 +0.052	24.910 +0.039	23.822 +0.059	32.320	1'41.998 1'42.148	20	0.150
21	78 H. OKUBO	JPN	Honda CBR600RR	20.920	24.857	23.907	32.403	1'42.087 1'42.087	19	
22	25 A. VERDOIA	FRA	Yamaha YZF R6	20.956 +0.011	24.908 +0.141	23.945	32.391 +0.234	1'42.200 1'42.586	22	0.386
23	52 P. HOBELSBERGER	GER	Honda CBR600RR	20.977	24.978 +0.051	23.849 +0.048	32.435 +0.028	1'42.239 1'42.366	21	0.127
24	21 V. FALCONE	FRA	Yamaha YZF R6	21.399 +0.140	25.256	24.442 +0.118	33.058	1'44.155 1'44.413	24	0.258
25	28 V. DA SILVA BARROS	AGO	Yamaha YZF R6	21.614 +0.047	25.627 +0.035	24.754 +0.293	33.489 +0.128	1'45.484 1'45.987	25	0.503
Overall Ideal Time				20.229	24.339	23.142	31.619	1'39.329		

17/10/2020

These data/results cannot be reproduced, stored and/or transmitted in whole or in part by any manner of electronic, mechanical, photocopying, recording, broadcasting or otherwise now known or herein after developed without the previous express consent by the copyright owner, except for reproduction in daily press and regular printed publications on sale to the public within 60 days of the event related to those data/results and always provided that copyright symbol appears together as follows below.

© DORNA WSBK ORGANIZATION Srl 2020

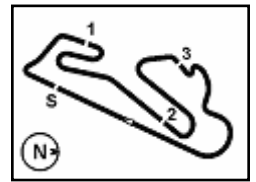
FICR PERUGIA TIMING



Official Tyre Supplier



Official Timekeeper



Pirelli Estoril Round, 16 - 18 October 2020

Chronological Analysis Tissot Superpole

Circuito Estoril 4.182 m

1 / 3

1° 55 A. LOCATELLI (1'39.520)							
Lap	Seg.1	Seg.2	Seg.3	Seg.4	Lap Time	km/h	Local Time
1		25.885	24.159	32.616			11:48'13.452
2	20.720	24.585	23.510	31.948	1'40.763	251,5	11:49'54.215
3	20.536	24.471	24.791	33.708	1'43.506	256,2	11:51'37.721
4	20.425	24.516	23.324	31.949	1'40.214	262,3	11:53'17.935
5	20.447	24.480	23.489	31.825	1'40.241	258,0	11:54'58.176
6	20.400	24.558	23.420	42.495	1'50.873P	259,2	11:56'49.049
7	7'10.090	25.054	23.562	32.091	8'30.797P		12:05'19.846
8	20.442	24.431	23.142	31.845	1'39.860C	258,0	12:06'59.706
9	20.504	24.392	23.215	31.748	1'39.859	258,0	12:08'39.565
10	20.304	24.380	23.180	31.656	1'39.520	259,8	12:10'19.085

2° 44 L. MAHIAS (1'39.666)							
Lap	Seg.1	Seg.2	Seg.3	Seg.4	Lap Time	km/h	Local Time
1		30.244	25.076	37.131			11:47'24.771
2	20.559	24.789	23.520	31.769	1'40.637	248,1	11:49'05.408
3	24.935	30.206	23.829	38.879	1'57.849	258,0	11:51'03.257
4	20.393	24.790	23.238	31.889	1'40.310	253,8	11:52'43.567
5	23.748	24.962	23.720	39.975	1'52.405P	261,7	11:54'35.972
6	8'25.366	29.703	30.522	32.434	9'58.025P		12:04'33.997
7	20.538	24.672	23.890	31.715	1'40.815	258,6	12:06'14.812
8	20.229	24.520	23.298	31.619	1'39.666	254,4	12:07'54.478
9	30.915	25.393	23.839	43.213	2'03.360	248,7	12:09'57.838
10	20.392	24.641	23.372	31.909	1'40.314	262,3	12:11'38.152

3° 5 P. OETTL (1'39.829)							
Lap	Seg.1	Seg.2	Seg.3	Seg.4	Lap Time	km/h	Local Time
1		31.427	24.591	37.589			11:47'24.488
2	20.556	27.056	26.197	32.501	1'46.310	264,8	11:49'10.798
3	20.403	24.581	23.500	31.949	1'40.433	268,0	11:50'51.231
4	20.354	24.740	31.042	32.531	1'48.667	264,2	11:52'39.898
5	20.484	24.559	23.513	31.986	1'40.542	267,4	11:54'20.440
6	21.586	25.294	23.959	41.879	1'52.718P	228,1	11:56'13.158
7	6'47.843	29.866	30.350	32.509	8'20.568P		12:04'33.726
8	20.441	24.762	23.413	31.801	1'40.417	266,1	12:06'14.143
9	20.360	24.599	23.389	31.806	1'40.154	264,8	12:07'54.297
10	20.491	24.548	23.596	31.869	1'40.504	268,0	12:09'34.801
11	20.405	24.422	23.320	31.682	1'39.829	267,4	12:11'14.630

4° 3 R. DE ROSA (1'39.979)							
Lap	Seg.1	Seg.2	Seg.3	Seg.4	Lap Time	km/h	Local Time
1		25.693	24.727	32.705			11:48'06.274
2	21.059	24.560	23.554	32.060	1'41.233	252,1	11:49'47.507
3	20.665	24.520	23.443	32.315	1'40.943	260,4	11:51'28.450
4	20.652	24.389	23.340	32.026	1'40.407	260,4	11:53'08.857
5	20.494	24.438	23.298	32.058	1'40.288	265,4	11:54'49.145
6	22.773	26.118	24.830	42.766	1'56.487P	259,8	11:56'45.632
7	2'38.653	25.799	25.088	32.570	4'02.110P		12:00'47.742
8	20.553	24.339	23.184	31.936	1'40.012	262,3	12:02'27.754
9	25.642	24.921	23.984	33.533	1'48.080	268,7	12:04'15.834
10	20.983	24.666	23.455	31.862	1'40.966	247,6	12:05'56.800
11	20.487	24.406	23.355	31.908	1'40.156	267,4	12:07'36.956
12	26.179	29.667	24.788	32.976	1'53.610	267,4	12:09'30.566
13	20.424	24.339	23.343	31.873	1'39.979	270,0	12:11'10.545

5° 99 D. WEBB (1'40.559)							
Lap	Seg.1	Seg.2	Seg.3	Seg.4	Lap Time	km/h	Local Time
1		35.063	29.579	38.518			11:47'29.787
2	21.043	24.859	23.755	32.505	1'42.162	242,1	11:49'11.949
3	20.649	24.710	23.789	32.103	1'41.251	249,2	11:50'53.200
4	20.750	24.580	23.759	32.032	1'41.121	252,7	11:52'34.321

5	21.102	24.917	24.183	32.530	1'42.732	238,4	11:54'17.053
6	21.109	26.445	24.112	32.723	1'44.389	245,3	11:56'01.442
7	21.054	24.986	24.123	44.127	1'54.290P	245,9	11:57'55.732
8	5'02.638	32.188	33.111	32.542	6'40.479P		12:04'36.211
9	20.767	24.576	23.455	31.761	1'40.559	240,5	12:06'16.770
10	20.569	24.441	23.572	32.212	1'40.794	245,9	12:07'57.564
11	21.064	30.080	24.705	48.366	2'04.215	245,3	12:10'01.779

6° 32 I. VINALES (1'40.581)							
Lap	Seg.1	Seg.2	Seg.3	Seg.4	Lap Time	km/h	Local Time
1		29.779	25.440	38.292			11:47'27.404
2	20.684	24.575	23.563	32.084	1'40.906	258,0	11:49'08.310
3	25.892	25.932	23.956	38.663	1'54.443	265,4	11:51'02.753
4	20.603	26.486	23.803	31.947	1'42.839	263,5	11:52'45.592
5	20.525	24.543	23.519	31.994	1'40.581	267,4	11:54'26.173
6	21.068	25.095	24.296	42.421	1'52.880P	259,8	11:56'19.053
7	6'40.107	27.146	36.571	32.599	8'16.423P		12:04'35.476
8	20.618	24.625	23.458	31.989	1'40.690	262,9	12:06'16.166
9	20.442	24.488	23.554	32.713	1'41.197	264,8	12:07'57.363
10	26.684	25.355	24.327	47.128	2'03.494	264,8	12:10'00.857

7° 81 M. GONZALEZ (1'40.690)							
Lap	Seg.1	Seg.2	Seg.3	Seg.4	Lap Time	km/h	Local Time
1		29.155	26.396	38.166			11:47'29.127
2	20.931	24.844	23.953	32.339	1'42.067	249,8	11:49'11.194
3	20.675	24.709	24.053	32.281	1'41.718	252,1	11:50'52.912
4	20.770	24.619	23.740	34.894	1'44.023	253,2	11:52'36.935
5	20.826	24.572	28.307	39.800	1'53.505P	252,1	11:54'30.440
6	8'16.663	26.991	26.296	35.806	9'45.756P		12:04'16.196
7	20.846	25.099	24.826	32.159	1'42.930	251,5	12:05'59.126
8	20.590	24.668	23.553	31.937	1'40.748	254,4	12:07'39.874
9	20.908	26.211	31.055	33.796	1'51.970	256,2	12:09'31.844
10	20.587	24.578	23.607	31.918	1'40.690	260,4	12:11'12.534

8° 16 J. CLUZEL (1'40.694)							
Lap	Seg.1	Seg.2	Seg.3	Seg.4	Lap Time	km/h	Local Time
1		25.618	23.957	32.404			11:46'55.200
2	20.861	24.643	23.647	32.468	1'41.619	249,2	11:48'36.819
3	22.570	33.020	36.821	34.332	2'06.743	258,0	11:50'43.562
4	20.543	24.525	23.588	32.038	1'40.694	258,6	11:52'24.256
5	21.163	25.086	24.443	41.687	1'52.379P	241,6	11:54'16.635
6	9'53.884	25.681	33.039	32.958	11'25.562P		12:05'42.197
7	20.798	24.829	35.565	33.905	1'55.097	255,0	12:07'37.294
8	20.830	24.656	28.297	43.378	1'57.161P	253,8	12:09'34.455

9° 4 S. ODENDAAL (1'40.724)							
Lap	Seg.1	Seg.2	Seg.3	Seg.4	Lap Time	km/h	Local Time
1		26.018	24.254	32.748			11:46'56.748
2	21.216	25.021	23.832	32.299	1'42.368	247,6	11:48'39.116
3	21.358	28.377	31.089	42.542	2'03.366	241,1	11:50'42.482
4	20.993	24.774	23.665	32.262	1'41.694	256,2	11:52'24.176
5	20.898	24.991	26.897	32.886	1'45.672	253,2	11:54'09.848
6	20.523	24.570	23.524	32.107	1'40.724	262,3	11:55'50.572
7	20.704	24.718	25.622	43.738	1'54.782P	255,6	11:57'45.354
8	4'52.020	28.349	29.874	40.058	6'30.301P		12:04'15.655
9	20.797	25.392	24.205	32.115	1'42.509	261,0	12:05'58.164
10	20.420	24.728	25.329	32.247	1'42.724	264,2	12:07'40.888
11	20.503	24.698	23.895	35.619	1'44.715	266,7	12:09'25.603
12	20.812	24.855	23.739	32.089	1'41.495	250,4	12:11'07.098

10° 98 K. HANIKA (1'40.852)							
Lap	Seg.1	Seg.2	Seg.3	Seg.4	Lap Time	km/h	Local Time

17/10/2020

P = Pits In/Out - C = Lap Time Cancelled

These data/results cannot be reproduced, stored and/or transmitted in whole or in part by any manner of electronic, mechanical, photocopying, recording, broadcasting or otherwise now known or herein after developed without the previous express consent by the copyright owner, except for reproduction in daily press and regular printed publications on sale to the public within 60 days of the event related to those data/results and always provided that copyright symbol appears together as follows below.

© DORNA WSBK ORGANIZATION Srl 2020

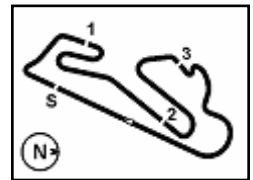
FICR PERUGIA TIMING



Official Tyre Supplier



Official Timekeeper



Pirelli Estoril Round, 16 - 18 October 2020

Chronological Analysis Tissot Superpole

Circuito Estoril 4.182 m

2 / 3

Lap	Seg.1	Seg.2	Seg.3	Seg.4	Lap Time	km/h	Local Time
1		35.632	26.024	37.472			11:47'25.957
2	20.981	24.783	26.312	32.737	1'44.813	248,1	11:49'10.770
3	20.792	24.798	23.558	32.356	1'41.504	247,0	11:50'52.274
4	20.691	24.809	23.495	32.395	1'41.390	255,6	11:52'33.664
5	22.668	25.547	23.815	32.399	1'44.429	242,1	11:54'18.093
6	20.635	24.887	23.574	32.226	1'41.322	259,8	11:55'59.415
7	23.207	25.442	23.824	42.940	1'55.413P	258,6	11:57'54.828
8	5'04.050	29.725	34.311	32.708	6'40.794P		12:04'35.622
9	20.728	24.759	23.473	31.892	1'40.852	248,7	12:06'16.474
10	20.593	24.567	23.389	32.448	1'40.997C	256,2	12:07'57.471
11	25.012	28.287	24.096	46.537	2'03.932	248,7	12:10'01.403

11° 56 P. SEBESTYEN (1'40.951)							
Lap	Seg.1	Seg.2	Seg.3	Seg.4	Lap Time	km/h	Local Time
1		25.738	24.237	32.543			11:46'56.125
2	21.309	24.925	24.032	32.379	1'42.645	236,9	11:48'38.770
3	21.575	29.586	35.475	34.492	2'01.128	238,4	11:50'39.898
4	25.022	24.996	24.038	32.249	1'46.305	223,4	11:52'26.203
5	20.931	24.664	23.973	32.593	1'42.161	243,7	11:54'08.364
6	20.813	24.756	23.839	32.176	1'41.584	245,3	11:55'49.948
7	20.998	25.608	24.300	43.122	1'54.028CP	243,7	11:57'43.976
8	5'12.390	26.560	41.259	32.975	6'53.184P		12:04'37.160
9	20.786	24.681	23.655	31.859	1'40.981	243,7	12:06'18.141
10	20.709	24.572	23.694	31.976	1'40.951	248,1	12:07'59.092
11	20.654	32.032	24.037	43.670	2'00.393	250,4	12:09'59.485
12	20.771	24.677	23.621	32.155	1'41.224	247,6	12:11'40.709

12° 61 C. ONCU (1'40.984)							
Lap	Seg.1	Seg.2	Seg.3	Seg.4	Lap Time	km/h	Local Time
1		29.832	25.239	37.275			11:47'25.349
2	20.947	24.844	26.026	32.079	1'43.896	243,7	11:49'09.245
3	22.065	27.528	23.691	32.150	1'45.434	258,0	11:50'54.679
4	20.745	24.682	23.546	32.011	1'40.984	258,0	11:52'35.663
5	20.845	24.732	23.665	32.249	1'41.491	258,6	11:54'17.154
6	20.881	26.405	23.784	41.161	1'52.231P	256,8	11:56'09.385
7	6'52.413	29.581	30.470	32.188	8'24.652P		12:04'34.037
8	20.907	24.717	23.754	31.907	1'41.285	249,8	12:06'15.322
9	20.658	24.701	23.627	33.234	1'42.220	253,2	12:07'57.542
10	27.669	25.210	23.636	43.776	2'00.291	240,5	12:09'57.833
11	20.930	24.650	25.034	34.400	1'45.014	242,6	12:11'42.847

13° 38 H. SOOMER (1'41.140)							
Lap	Seg.1	Seg.2	Seg.3	Seg.4	Lap Time	km/h	Local Time
1		25.318	23.978	32.555			11:46'54.177
2	20.962	24.847	23.421	1'02.421	2'11.651P	251,5	11:49'05.828
3	3'04.470	25.227	23.757	32.475	4'25.929P		11:53'31.757
4	20.549	24.696	23.453	1'04.891	2'13.589P	265,4	11:55'45.346
5	6'46.904	25.801	23.943	32.753	8'09.401P		12:03'54.747
6	20.854	24.739	23.486	32.136	1'41.215	261,0	12:05'35.962
7	20.521	24.687	23.562	32.391	1'41.161	266,1	12:07'17.123
8	20.993	29.929	24.077	33.193	1'48.192	266,7	12:09'05.315
9	20.650	24.989	23.350	32.151	1'41.140	265,4	12:10'46.455

14° 94 C. PEROLARI (1'41.296)							
Lap	Seg.1	Seg.2	Seg.3	Seg.4	Lap Time	km/h	Local Time
1		25.885	24.650	32.692			11:46'57.430
2	20.941	24.813	23.896	32.435	1'42.085	248,1	11:48'39.515
3	21.093	30.318	30.011	37.722	1'59.144	246,4	11:50'38.659
4	20.767	24.777	23.850	32.758	1'42.152	255,6	11:52'20.811
5	20.819	31.320	25.170	42.781	2'00.090P	255,0	11:54'20.901
6	1'26.970	25.411	24.413	32.658	2'49.452P		11:57'10.353
7	20.575	24.730	23.675	32.316	1'41.296	259,8	11:58'51.649
8	20.685	24.789	23.856	32.917	1'42.247	264,8	12:00'33.896

15° 47 A. BASSANI (1'41.335)							
Lap	Seg.1	Seg.2	Seg.3	Seg.4	Lap Time	km/h	Local Time
1		26.534	24.922	33.284			11:46'59.569
2	21.224	25.144	24.048	32.459	1'42.875	227,1	11:48'42.444
3	21.109	26.993	30.767	38.063	1'56.932	227,6	11:50'39.376
4	21.210	25.192	24.067	32.396	1'42.865	225,3	11:52'22.241
5	20.854	27.677	25.501	42.036	1'56.068P	244,3	11:54'18.309
6	8'14.695	26.248	24.461	32.915	9'38.319P		12:03'56.628
7	20.840	25.141	23.835	32.261	1'42.077	245,3	12:05'38.705
8	20.739	24.949	23.709	32.257	1'41.654	247,6	12:07'20.359
9	20.822	25.034	23.730	32.785	1'42.371	248,7	12:09'02.730
10	20.568	24.824	23.737	32.206	1'41.335	255,6	12:10'44.065

16° 22 F. FULIGNI (1'41.538)							
Lap	Seg.1	Seg.2	Seg.3	Seg.4	Lap Time	km/h	Local Time
1		27.375	24.738	33.768			11:48'03.614
2	21.533	25.381	24.244	32.827	1'43.985	248,7	11:49'47.599
3	21.117	24.953	25.963	35.653	1'47.686	246,4	11:51'35.285
4	21.150	25.014	24.022	32.577	1'42.763	252,7	11:53'18.048
5	20.832	24.868	23.917	32.290	1'41.907	249,2	11:54'59.955
6	20.807	24.869	23.737	32.554	1'41.967	256,8	11:56'41.922
7	21.113	25.785	24.425	41.470	1'52.793P	253,8	11:58'34.715
8	2'31.172	26.503	24.639	32.809	3'55.123P		12:02'29.838
9	21.192	24.992	24.868	33.527	1'44.579	252,7	12:04'14.417
10	20.884	24.964	23.763	32.554	1'42.165	256,2	12:05'56.582
11	20.884	24.791	23.672	32.191	1'41.538	258,6	12:07'38.120
12	24.540	29.324	25.247	33.078	1'52.189	259,2	12:09'30.309
13	20.831	24.819	23.791	32.265	1'41.706	259,2	12:11'12.015

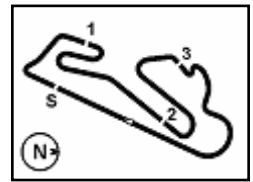
17° 34 K. MANFREDI (1'41.609)							
Lap	Seg.1	Seg.2	Seg.3	Seg.4	Lap Time	km/h	Local Time
1		26.118	24.193	32.596			11:46'56.793
2	20.973	25.007	23.839	32.331	1'42.150	249,8	11:48'38.943
3	21.234	28.447	30.954	40.031	2'00.666	247,0	11:50'39.609
4	21.468	25.824	25.783	32.258	1'45.333	227,1	11:52'24.942
5	20.933	25.023	24.556	40.906	1'51.418P	250,4	11:54'16.360
6	8'21.206	28.844	29.796	41.774	10'01.620P		12:04'17.980
7	21.198	25.010	23.976	32.141	1'42.325	252,7	12:06'00.305
8	20.715	24.837	23.722	32.335	1'41.609	261,0	12:07'41.914
9	23.529	26.148	25.376	35.167	1'50.220	262,3	12:09'32.134
10	20.935	24.875	23.677	32.182	1'41.669	247,6	12:11'13.803

18° 12 A. RUIZ CARRANZA (1'41.743)							
Lap	Seg.1	Seg.2	Seg.3	Seg.4	Lap Time	km/h	Local Time
1		34.276	27.337	32.753			11:48'06.573
2	21.238	25.112	25.045	32.871	1'44.266	243,7	11:49'50.839
3	21.358	25.046	24.162	32.708	1'43.274	243,7	11:51'34.113
4	21.286	25.104	24.222	33.812	1'44.424	249,2	11:53'18.537
5	21.008	24.939	24.947	32.533	1'43.427	241,6	11:55'01.964
6	20.971	24.950	23.975	32.436	1'42.332	252,1	11:56'44.296
7	21.053	25.103	36.932	44.488	2'07.576P	255,6	11:58'51.872
8	3'30.320	30.101	27.587	35.316	5'03.324P		12:03'55.196
9	21.105	24.862	23.893	32.177	1'42.037	245,9	12:05'37.233
10	20.891	24.861	23.939	32.052	1'41.743	250,4	12:07'18.976
11	20.877	24.918	23.955	36.957	1'46.707	251,5	12:09'05.683
12	20.872	24.791	23.869	32.278	1'41.810	252,7	12:10'47.493

17/10/2020 P = Pits In/Out - C = Lap Time Cancelled

These data/results cannot be reproduced, stored and/or transmitted in whole or in part by any manner of electronic, mechanical, photocopying, recording, broadcasting or otherwise now known or herein after developed without the previous express consent by the copyright owner, except for reproduction in daily press and regular printed publications on sale to the public within 60 days of the event related to those data/results and always provided that copyright symbol appears together as follows below.

© DORNA WSBK ORGANIZATION Srl 2020



Pirelli Estoril Round, 16 - 18 October 2020

Chronological Analysis Tissot Superpole

Circuito Estoril 4.182 m

3 / 3

19° 78 H. OKUBO (1'42.087)

Lap	Seg.1	Seg.2	Seg.3	Seg.4	Lap Time	km/h	Local Time
1		25.844	24.511	32.731			11:46'57.687
2	20.920	24.857	23.907	32.403	1'42.087	245,9	11:48'39.774
3	21.120	27.503	25.876	34.785	21'33.988	236,9	12:10'13.762

20° 30 G. VAN STRAALEN (1'42.148)

Lap	Seg.1	Seg.2	Seg.3	Seg.4	Lap Time	km/h	Local Time
1		26.604	25.128	33.471			11:47'00.963
2	21.490	25.384	24.192	33.088	1'44.154	237,9	11:48'45.117
3	21.249	25.232	24.711	40.722	1'51.914C	243,2	11:50'37.031
4	21.511	25.189	24.185	33.213	1'44.098	249,2	11:52'21.129
5	21.695	25.969	24.973	32.625	1'45.262	237,4	11:54'06.391
6	21.028	25.135	24.148	32.624	1'42.935	249,2	11:55'49.326
7	21.084	24.930	24.075	32.482	1'42.571	247,6	11:57'31.897
8	20.946	25.060	23.929	42.544	1'52.479P	245,9	11:59'24.376
9	3'14.412	28.749	25.114	32.792	4'41.067P		12:04'05.443
10	21.077	25.193	36.941	32.670	1'55.881	252,1	12:06'01.324
11	21.025	24.910	24.040	32.486	1'42.461	252,7	12:07'43.785
12	20.982	24.993	23.822	32.409	1'42.206	249,8	12:09'25.991
13	20.998	24.949	23.881	32.320	1'42.148	244,8	12:11'08.139

21° 52 P. HOBELSBERGER (1'42.366)

Lap	Seg.1	Seg.2	Seg.3	Seg.4	Lap Time	km/h	Local Time
1		27.637	25.692	35.787			11:47'05.113
2	21.187	25.244	27.501	33.337	1'47.269C	247,6	11:48'52.382
3	21.075	25.301	24.729	33.763	1'44.868	249,2	11:50'37.250
4	21.045	25.029	23.897	33.625	1'43.596	247,6	11:52'20.846
5	21.833	25.611	25.181	32.641	1'45.266	230,5	11:54'06.112
6	21.236	25.039	24.070	32.690	1'43.035	249,2	11:55'49.147
7	20.977	25.029	23.897	32.463	1'42.366	247,6	11:57'31.513
8	25.780	26.346	25.588	48.211	2'05.925P	249,2	11:59'37.438
9	3'52.602	27.084	24.980	33.012	5'17.678P		12:04'55.116
10	21.124	25.402	23.983	32.598	1'43.107C	241,6	12:06'38.223
11	21.071	24.978	23.991	32.487	1'42.527	248,7	12:08'20.750
12	21.017	25.119	23.849	32.435	1'42.420	249,8	12:10'03.170

22° 25 A. VERDOIA (1'42.586)

Lap	Seg.1	Seg.2	Seg.3	Seg.4	Lap Time	km/h	Local Time
1		26.404	24.877	32.866			11:46'59.243
2	21.164	25.054	24.200	32.657	1'43.075	238,4	11:48'42.318
3	21.017	27.969	30.537	37.581	1'57.104	248,1	11:50'39.422
4	21.005	25.095	24.128	32.513	1'42.741	245,3	11:52'22.163
5	21.203	25.661	29.490	42.226	1'58.580P	242,1	11:54'20.743
6	8'15.379	28.807	25.214	36.303	9'45.703P		12:04'06.446
7	20.956	24.985	35.105	32.579	1'53.625	252,7	12:06'00.071
8	21.219	24.908	24.110	32.391	1'42.628	249,8	12:07'42.699
9	20.967	25.049	23.945	32.625	1'42.586	252,1	12:09'25.285
10	21.020	25.015	24.209	32.403	1'42.647	250,4	12:11'07.932

23° 9 G. HENDRA PRATAMA (1'42.884)

Lap	Seg.1	Seg.2	Seg.3	Seg.4	Lap Time	km/h	Local Time
1		26.338	24.839	33.115			11:47'04.464
2	21.031	25.089	24.172	32.857	1'43.149	249,2	11:48'47.613
3	21.693	25.136	28.630	36.647	1'52.106	233,4	11:50'39.719
4	21.218	25.060	24.494	32.112	1'42.884	226,7	11:52'22.603
5	21.282	25.460	25.373	46.755	1'58.870P	234,9	11:54'21.473
6	4'34.299	26.212	24.763	33.172	5'58.446P		12:00'19.919
7	21.340	25.007	24.160	32.515	1'43.022	234,4	12:02'02.941
8	20.805	26.240	24.261	33.082	1'44.388	252,7	12:03'47.329
9	21.058	25.026	24.124	32.679	1'42.887	245,3	12:05'30.216

10	20.941	24.931	30.125	32.750	1'48.747	247,6	12:07'18.963
11	21.138	25.090	24.515	44.865	1'55.608P	236,4	12:09'14.571

24° 21 V. FALCONE (1'44.413)

Lap	Seg.1	Seg.2	Seg.3	Seg.4	Lap Time	km/h	Local Time
1		27.888	25.883	34.116			11:47'17.035
2	21.896	25.776	24.870	33.725	1'46.267	240,5	11:49'03.302
3	21.760	28.901	27.087	33.742	1'51.490	241,6	11:50'54.792
4	21.651	25.530	24.689	33.390	1'45.260		11:52'40.052
5	21.514	25.344	24.520	33.180	1'44.558	239,5	11:54'24.610
6	21.597	25.455	24.442	33.474	1'44.968	243,7	11:56'09.578
7	23.050	26.412	25.338	44.483	1'59.283P	244,8	11:58'08.861
8	4'29.191	27.435	25.133	33.944	5'55.703P		12:04'04.564
9	21.748	25.492	24.625	33.324	1'45.189	239,5	12:05'49.753
10	21.539	25.256	24.560	33.058	1'44.413	244,8	12:07'34.166
11	21.399	25.321	24.587	33.422	1'44.729	248,7	12:09'18.895
12	21.473	25.318	24.571	33.318	1'44.680	244,3	12:11'03.575

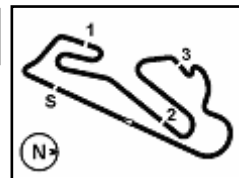
25° 28 V. DA SILVA BARROS (1'45.987)

Lap	Seg.1	Seg.2	Seg.3	Seg.4	Lap Time	km/h	Local Time
1		26.412	25.757	33.489			11:47'01.621
2	21.661	25.662	25.047	33.617	1'45.987	229,0	11:48'47.608
3	21.770	25.719	25.183	33.893	1'46.565	242,6	11:50'34.173
4	21.921	25.823	25.006	33.785	1'46.535	229,5	11:52'20.708
5	21.831	25.627	27.561	34.093	1'49.112	225,7	11:54'09.820
6	22.276	26.479	26.024	45.369	2'00.148P	223,9	11:56'09.968
7	6'24.911	26.653	25.049	33.954	7'50.567P		12:04'00.535
8	21.728	25.855	25.072	33.529	1'46.184	246,4	12:05'46.719
9	21.914	25.797	24.993	33.554	1'46.258	238,4	12:07'32.977
10	21.614	25.817	24.957	34.031	1'46.419	249,8	12:09'19.396
11	22.035	25.635	24.754	33.950	1'46.374	230,0	12:11'05.770

17/10/2020 P = Pits In/Out - C = Lap Time Cancelled

These data/results cannot be reproduced, stored and/or transmitted in whole or in part by any manner of electronic, mechanical, photocopying, recording, broadcasting or otherwise now known or herein after developed without the previous express consent by the copyright owner, except for reproduction in daily press and regular printed publications on sale to the public within 60 days of the event related to those data/results and always provided that copyright symbol appears together as follows below.

© DORNA WSBK ORGANIZATION Srl 2020

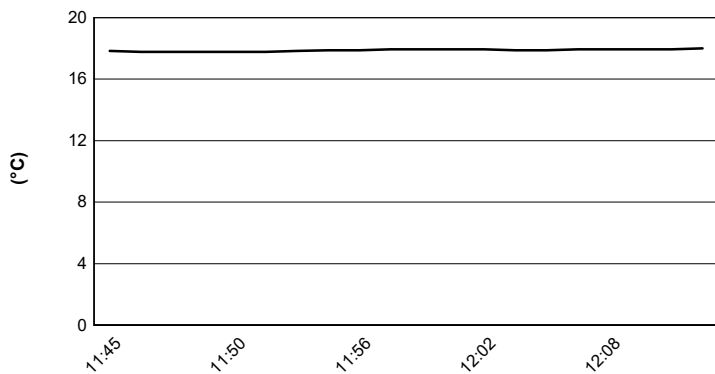


Pirelli Estoril Round, 16 - 18 October 2020

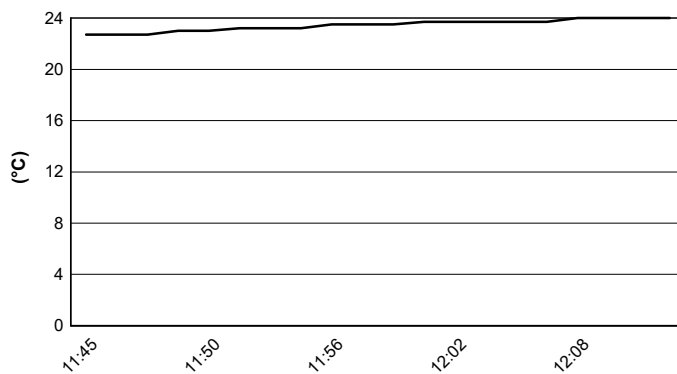
Weather Report Tissot Superpole

Session started 11:45 - Session ended 12:12

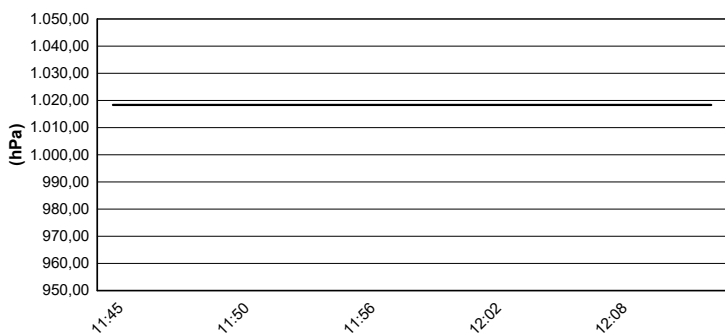
Air Temperature



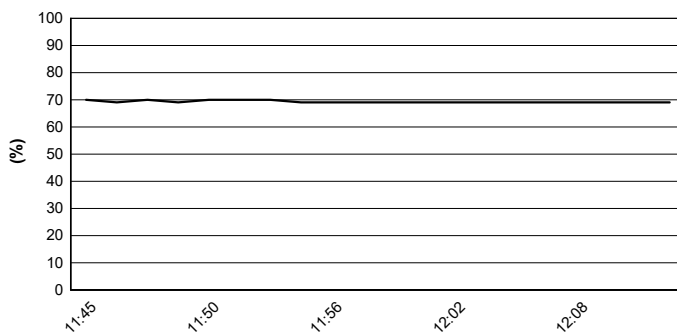
Track Temperature



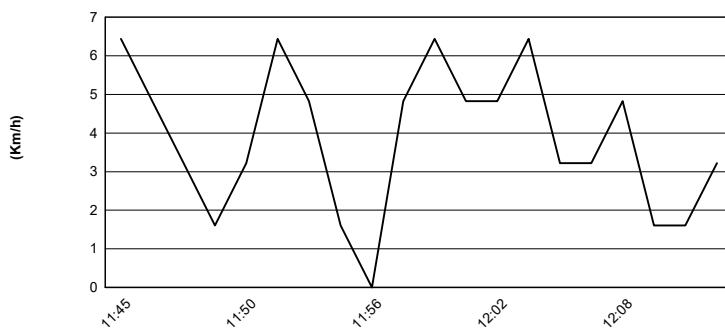
Air Pressure



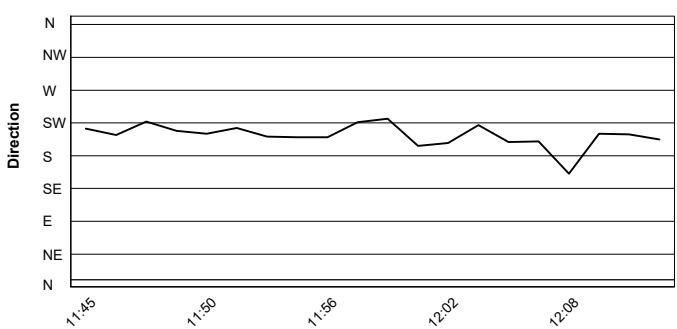
Humidity



Wind Speed



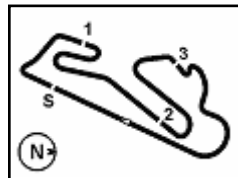
Wind Direction



17/10/2020

These data/results cannot be reproduced, stored and/or transmitted in whole or in part by any manner of electronic, mechanical, photocopying, recording, broadcasting or otherwise now known or herein after developed without the previous express consent by the copyright owner, except for reproduction in daily press and regular printed publications on sale to the public within 60 days of the event related to those data/results and always provided that copyright symbol appears together as follows below.

© DORNA WSBK ORGANIZATION Srl 2020



Circuito Estoril 4.182 m

Pirelli Estoril Round, 16 - 18 October 2020

Superpole Ranking

	2017	2018	2019	2020
01 Phillip Island	Jacobsen (Usa) MvA 1'33.128 (171,8 Km/h)	Mahias (Fra) Yam 1'33.160 (171,8 Km/h)	Caricasulo (Ita) Yam 1'32.604 (172,8 Km/h)	Locatelli (Ita) Yam 1'32.176 (173,6 Km/h)
02 Jerez	Caricasulo (Ita) Yam 1'43.285 (154,2 Km/h)		Krummenacher (Sui) Yam 1'41.775 (156,5 Km/h)	Locatelli (Ita) Yam 1'42.214 (155,8 Km/h)
03 Portimão	Sofuoglu (Tur) Kaw 1'45.541 (156,6 Km/h)	Mahias (Fra) Yam 1'44.588 (158,1 Km/h)	Caricasulo (Ita) Yam 1'44.220 (158,6 Km/h)	Locatelli (Ita) Yam 1'44.627 (158,0 Km/h)
04 Aragón 1	Jacobsen (Usa) MvA 1'54.948 (159,0 Km/h)	Cortese (Ger) Yam 1'53.567 (160,9 Km/h)	Gradinger (Aut) Yam 1'53.972 (160,4 Km/h)	Locatelli (Ita) Yam 1'53.205 (161,5 Km/h)
05 Aragón 2				Locatelli (Ita) Yam 1'53.003 (161,7 Km/h)
06 Barcelona				Locatelli (Ita) Yam 1'44.958 (158,7 Km/h)
07 Magny-Cours	Tuuli (Fin) Yam 1'43.833 (152,9 Km/h)	Caricasulo (Ita) Yam 1'40.416 (158,1 Km/h)	Smith (Gbr) Kaw 1'56.287 (136,6 Km/h)	Smith (Gbr) Yam 1'49.318 (145,3 Km/h)
08 Estoril				Locatelli (Ita) Yam 1'39.520 (151,3 Km/h)

2020

- 7 **A. Locatelli**
- 1 K. Smith

ALL TIMES

- | | | |
|-----------------------|-------------------|-------------------|
| 34 K. Sofuoglu | 3 K. Curtain | 1 C. Kellner |
| 22 S. Charpentier | 3 I. MacPherson | 1 B. MacLeod |
| 21 J. Cluzel | 3 A. Pitt | 1 F. Marino |
| 17 B. Parkes | 3 D. Salom | 1 M. Meregalli |
| 15 K. Muggeridge | 3 R. Xaus | 1 S. Morais |
| 14 F. Foret | 2 P. Bontempi | 1 C. Perolari |
| 14 S. Lowes | 2 V. Guareschi | 1 P. Riba |
| 10 C. Crutchlow | 2 M. Lagrive | 1 S. Sanna |
| 8 F. Caricasulo | 2 J. Lascorz | 1 L. Stapleford |
| 8 L. Mahias | 2 M. Pirro | 1 N. Tuuli |
| 7 A. Locatelli | 2 L. Scassa | 1 J. Vd Goorbergh |
| 6 S. Chambon | 2 K. Smith | 1 J. Whitham |
| 6 E. Laverty | 2 J. Teuchert | |
| 5 P. Casoli | 2 M. van der Mark | |
| 5 K. Fujiwara | 1 K. Coghlan | |
| 5 P. Jacobsen | 1 C. Davies | |
| 5 C. Vermeulen | 1 M. Fabrizio | |
| 4 R. Krummenacher | 1 T. Gradinger | |
| 3 S. Cortese | 1 C. Jones | |

17/10/2020

These data/results cannot be reproduced, stored and/or transmitted in whole or in part by any manner of electronic, mechanical, photocopying, recording, broadcasting or otherwise now known or herein after developed without the previous express consent by the copyright owner, except for reproduction in daily press and regular printed publications on sale to the public within 60 days of the event related to those data/results and always provided that copyright symbol appears together as follows below.

© DORNA WSBK ORGANIZATION Srl 2020

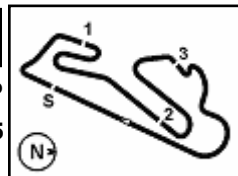
FICR PERUGIA TIMING



Official Tyre Supplier



Official Timekeeper



Circuito Estoril 4.182 m

Pirelli Estoril Round, 16 - 18 October 2020

Tissot Superpole Award

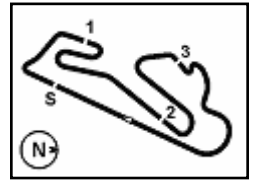
	Points	Points From First	Points From Previous	March 1 PHILLIP ISLAND	August 2 JEREZ	August 9 PORTIMÃO	August 30 ARAGON	September 6 TERUEL	September 20 BARCELONA	October 4 MAGNY-COURS	October 18 ESTORIL								
1 LOCATELLI Andrea (ITA)	90			12	12	12	12	12	12	6	12								
2 MAHIAS Lucas (FRA)	57	33		7	6	5	7	5	9	9	9								
3 OETTL Philipp (GER)	39	51	18	4	7	4	9	4	4		7								
4 CLUZEL Jules (FRA)	38	52	1	6	9	9	6	6			2								
5 DE ROSA Raffaele (ITA)	36	54	2	5	3	1	4	7	5	5	6								
6 VINALES Isaac (ESP)	32	58	4	2	5	6	3	9	2	1	4								
7 GONZALEZ Manuel (ESP)	22	68	10		2	2		2	6	7	3								
8 PEROLARI Corentin (FRA)	21	69	1	1	4	7			7	2									
9 SMITH Kyle (GBR)	15	75	6						3	12									
10 SOOMER Hannes (EST)	12	78	3			3	5	3	1										
11 KRUMMENACHER Randy (SUI)	9	81	3	9															
12 ODENDAAL Steven (RSA)	7	83	2	3			2	1			1								
13 WEBB Danny (GBR)	5	85	2								5								
14 HENDRA PRATAMA Galang (INA)	4	86	1							4									
15 HANIKA Karel (CZE)	3	87	1							3									
16 SEBESTYEN Peter (HUN)	1	89	2				1												
17 OKUBO Hikari (JPN)	1	89	0		1														

17/10/2020 Odd points columns: Tissot Superpole Even points columns: Tissot Superpole Race

These data/results cannot be reproduced, stored and/or transmitted in whole or in part by any manner of electronic, mechanical, photocopying, recording, broadcasting or otherwise now known or herein after developed without the previous express consent by the copyright owner, except for reproduction in daily press and regular printed publications on sale to the public within 60 days of the event related to those data/results and always provided that copyright symbol appears together as follows below.

© DORNA WSBK ORGANIZATION Srl 2020





Circuito Estoril 4.182 m

Pirelli Estoril Round, 16 - 18 October 2020

Starting Grid - Race 1

18 Laps x 4,182 km = 75,276 km

1	55 LOCATELLI A. Yamaha 1'39.520	2	44 MAHIAS L. Kawasaki 1'39.666	3	5 OETTL P. Kawasaki 1'39.829	
2	4	3 DE ROSA R. MV Agusta 1'39.979	5	99 WEBB D. Yamaha 1'40.559	6	32 VINALES I. Yamaha 1'40.581
3	7	81 GONZALEZ M. Kawasaki 1'40.690	8	16 CLUZEL J. Yamaha 1'40.694	9	4 ODENDAAL S. Yamaha 1'40.724
4	10	98 HANIKA K. Yamaha 1'40.852	11	56 SEBESTYEN P. Yamaha 1'40.951	12	61 ONCU C. Kawasaki 1'40.984
5	13	38 SOOMER H. Yamaha 1'41.140	14	94 PEROLARI C. Yamaha 1'41.296	15	47 BASSANI A. Yamaha 1'41.335
6	16	22 FULIGNI F. MV Agusta 1'41.538	17	34 MANFREDI K. Yamaha 1'41.609	18	12 RUIZ CARRANZA A. Yamaha 1'41.743
7	19	78 OKUBO H. Honda 1'42.087	20	30 VAN STRAALEN G. Yamaha 1'42.148	21	52 HOBELSBERGER P. Honda 1'42.366
8	22	25 VERDOIA A. Yamaha 1'42.586	23	9 HENDRA PRATAMA G Yamaha 1'42.884	24	21 FALCONE V. Yamaha 1'44.413
9	25	28 DA SILVA BARROS Yamaha 1'45.987				

17/10/2020 The Race Director

These data/results cannot be reproduced, stored and/or transmitted in whole or in part by any manner of electronic, mechanical, photocopying, recording, broadcasting or otherwise now known or herein after developed without the previous express consent by the copyright owner, except for reproduction in daily press and regular printed publications on sale to the public within 60 days of the event related to those data/results and always provided that copyright symbol appears together as follows below.

© DORNA WSBK ORGANIZATION Srl 2020

FICR PERUGIA TIMING



Official Tyre Supplier



Official Timekeeper