

Pirelli Estoril Round, 16 - 18 October 2020 Results Last Chance Race

Laps 10 = 41,820 Km - Time of Race 19'07.246 - Avg. 131,229 km/h

Pos	Grid	No.	Rider	Nat	Team	Bike	Class	LL	Gap	Rel.	Fastest Lap	Speed
1	5	48	T. BRIANTI	ITA	Prodina Ircos Team WorldSSP300	Kawasaki Ninja 400	B	10			1'53.919	201,0
2	1	24	D. BLIN	POL	Biblion Motocrossing Yamaha WorldSSP300	Yamaha YZF-R3	A	10	0.162	0.162	1'53.428	201,8
3	4	3	M. GAGGI	ITA	Machado Came SBK	Yamaha YZF-R3	A	10	0.383	0.221	1'52.966	203,2
4	6	33	O. NUNEZ ROLDAN	ESP	Scuderia Maranga Racing	Kawasaki Ninja 400	B	10	0.621	0.238	1'53.279	206,3
5	12	59	A. ZANCA	ITA	GP Project	Kawasaki Ninja 400	B	10	3.010	2.389	1'53.284	207,1
6	7	23	S. MARKARIAN	FRA	Yamaha MS Racing	Yamaha YZF-R3	B	10	10.606	7.596	1'53.977	206,3
7	13	70	M. DUARTE	POR	Yamaha MS Racing	Yamaha YZF-R3	A	10	13.438	2.832	1'54.019	201,4
8	11	37	P. FRAGOSO	POR	Machado Came SBK	Yamaha YZF-R3	A	10	14.072	0.634	1'54.558	205,9
9	17	86	J. MCMANUS	IRL	Team#109 Kawasaki	Kawasaki Ninja 400	A	10	14.120	0.048	1'54.721	208,6
10	16	35	L. SIMON	CZE	ACCR Czech Talent Team - Willi Race	Kawasaki Ninja 400	B	10	15.575	1.455	1'54.960	200,3
11	19	18	I. OFFER	GBR	Scuderia Maranga Racing	Kawasaki Ninja 400	A	10	24.420	8.845	1'55.270	197,8
12	18	76	S. ZUDA	CZE	ACCR Smrz Racing by Blue Garage	Kawasaki Ninja 400	B	10	24.474	0.054	1'55.470	199,2
-----Not Classified-----												
RET	14	93	A. QUINET	FRA	TGP Racing	Kawasaki Ninja 400	B	6	4 Laps		1'53.914	205,9
RET	3	51	H. YEBRA PEREZ	ESP	Scuderia Maranga Racing	Kawasaki Ninja 400	B	6	4 Laps		1'54.190	205,1
RET	15	94	S. SANCHEZ TAMAYO	ESP	2R Racing	Kawasaki Ninja 400	B	6	4 Laps		1'53.969	208,6
RET	10	84	K. ALOISI	ITA	ProGP Racing	Yamaha YZF-R3	A	3	7 Laps		1'53.715	201,8
RET	8	79	T. ALONSO	POR	Kawasaki Rame Moto Racing Team	Kawasaki Ninja 400	A	3	7 Laps		1'54.233	195,0
RET	9	49	L. DE VLEESCHAUWER	BEL	RT Motorsports by SKM - Kawasaki	Kawasaki Ninja 400	B	3	7 Laps		1'54.082	204,4
RET	2	14	E. DE LA VEGA	FRA	Machado Came SBK	Yamaha YZF-R3	B	3	7 Laps		1'54.604	203,6

AIR	Humidity:	67%	Temp:	18°C
TRACK	Condition:	Dry	Temp:	27°C

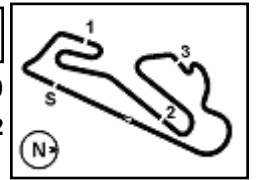
Records	Pole (SP)	2020	N.Kalinin	1'50.798	135,88 Km/h
	All Times (SP)	2020	N.Kalinin	1'50.798	135,88 Km/h
Race Fastest Lap	(New Record)	Lap 5	M.Gaggi	1'52.966	133,27 Km/h

Start 17/10/2020 13:01 End 13:20 The results are provisional until the end of the time limit for protests and appeals and the completion of the technical checks.

These data/results cannot be reproduced, stored and/or transmitted in whole or in part by any manner of electronic, mechanical, photocopying, recording, broadcasting or otherwise now known or herein after developed without the previous express consent by the copyright owner, except for reproduction in daily press and regular printed publications on sale to the public within 60 days of the event related to those data/results and always provided that copyright symbol appears together as follows below.

© DORNA WSBK ORGANIZATION Srl 2020





Pirelli Estoril Round, 16 - 18 October 2020 Results Last Chance Race

Race Highlights

Time	No. Rider	Description
12.57.55		Warm-up Lap Start
13.01.11		Start
13.03.15		No Jump Start
13.09.16	84 Aloisi	Crashed - Turn 10
13.09.16	49 de Vleeschauwer	Crashed - Turn 10
13.09.16	14 De La Vega	Crashed - Turn 10
13.09.16	79 Alonso	Crashed - Turn 10
13.12.42		2/3 of Race Distance Completed
13.13.16	14 De La Vega	Medical Centre
13.13.16	49 de Vleeschauwer	Medical Centre
13.13.26	94 Sanchez Tamayo	Entered Pits
13.14.45	51 Yebra Perez	Crashed - Turn 10
13.14.45	93 Quinet	Crashed - Turn 10
13.15.18	79 Alonso	Out
13.15.20	14 De La Vega	Out
13.15.21	49 de Vleeschauwer	Out
13.15.23	84 Aloisi	Out
13.15.27	93 Quinet	Out
13.15.29	51 Yebra Perez	Out
13.15.40	94 Sanchez Tamayo	Retired
13.17.48	93 Quinet	Medical Centre
13.20.58		End Of Session

Start End The results are provisional until the end of the time limit for protests and appeals
17/10/2020 13:01 13:20 and the completion of the technical checks.

These data/results cannot be reproduced, stored and/or transmitted in whole or in part by any manner of electronic, mechanical, photocopying, recording, broadcasting or otherwise now known or herein after developed without the previous express consent by the copyright owner, except for reproduction in daily press and regular printed publications on sale to the public within 60 days of the event related to those data/results and always provided that copyright symbol appears together as follows below.

© DORNA WSBK ORGANIZATION Srl 2020



Official Fuel Supplier

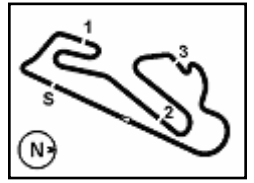


FKR PERGOIA TIMING

Official Tyre Supplier



Official Timekeeper



Circuito Estoril 4.182 m

1 / 3

Pirelli Estoril Round, 16 - 18 October 2020

Lap Chart Last Chance Race

		Lap									
	1	2	3	4	5	6	7	8	9	10	
1	14	79	48	48	48	48	48	3	48	48	
2	48	84	84	24	59	59	3	24	3	24	
3	24	24	24	59	24	24	24	48	33	3	
4	51	14	79	33	33	3	33	33	24	33	
5	79	48	49	3	3	33	59	59	59	59	
6	49	51	14	23	23	23	23	23	23	23	
7	84	49	51	51	51	93	37	37	70	70	
8	3	3	33	93	93	51	70	70	37	37	
9	33	33	59	86	37	37	86	86	86	86	
10	23	59	3	37	86	86	35	35	35	35	
11	59	23	23	70	70	70	76	76	76	18	
12	37	93	93	94	35	35	18	18	18	76	
13	93	86	94	35	94	76					
14	86	37	86	76	76	18					
15	94	94	37	18	18	94					
16	35	35	70								
17	76	70	35								
18	70	76	18								
19	18	18	76								

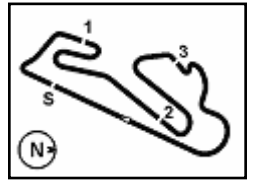
Final Result		
1	48 T. BRIANTI	Laps 10
2	24 D. BLIN	0.162
3	3 M. GAGGI	0.383
4	33 O. NUNEZ ROLDAN	0.621
5	59 A. ZANCA	3.010
6	23 S. MARKARIAN	10.606
7	70 M. DUARTE	13.438
8	37 P. FRAGOSO	14.072
9	86 J. MCMANUS	14.120
10	35 L. SIMON	15.575
11	18 I. OFFER	24.420
12	76 S. ZUDA	24.474
RET	93 A. QUINET	4 Laps
RET	51 H. YEBRA PEREZ	4 Laps
RET	94 S. SANCHEZ TAMAYO	4 Laps
RET	84 K. ALOISI	7 Laps
RET	79 T. ALONSO	7 Laps
RET	49 L. DE VLEESCHAUW	7 Laps
RET	14 E. DE LA VEGA	7 Laps

17/10/2020

These data/results cannot be reproduced, stored and/or transmitted in whole or in part by any manner of electronic, mechanical, photocopying, recording, broadcasting or otherwise now known or herein after developed without the previous express consent by the copyright owner, except for reproduction in daily press and regular printed publications on sale to the public within 60 days of the event related to those data/results and always provided that copyright symbol appears together as follows below.

© DORNA WSBK ORGANIZATION Srl 2020





Circuito Estoril 4.182 m

2 / 3

Pirelli Estoril Round, 16 - 18 October 2020

Lap Chart Last Chance Race

Lap 1

1	14	E.De La Vega	1'59.058
2	48	T.Brianti	0.038
3	24	D.Blin	0.102
4	51	H.Yebra Perez	0.115
5	79	T.Alonso	0.180
6	49	L.de Vleeschauwer	0.670
7	84	K.Aloisi	0.725
8	3	M.Gaggi	1.241
9	33	O.Nunez Roldan	1.625
10	23	S.Markarian	1.987
11	59	A.Zanca	2.278
12	37	P.Fragoso	2.318
13	93	A.Quinet	2.514
14	86	J.McManus	2.804
15	94	S.Sanchez Tamayo	3.096
16	35	L.Simon	4.056
17	76	S.Zuda	4.077
18	70	M.Duarte	4.401
19	18	I.Offer	5.668

Lap 2

1	79	T.Alonso	3'53.471
2	84	K.Aloisi	0.027
3	24	D.Blin	0.077
4	14	E.De La Vega	0.191
5	48	T.Brianti	0.242
6	51	H.Yebra Perez	0.658
7	49	L.de Vleeschauwer	0.718
8	3	M.Gaggi	1.430
9	33	O.Nunez Roldan	1.558
10	59	A.Zanca	1.977
11	23	S.Markarian	2.021
12	93	A.Quinet	2.613
13	86	J.McManus	3.313
14	37	P.Fragoso	3.435
15	94	S.Sanchez Tamayo	3.576
16	35	L.Simon	5.532
17	70	M.Duarte	5.545
18	76	S.Zuda	7.072
19	18	I.Offer	7.957

Lap 3

1	48	T.Brianti	5'47.719
2	84	K.Aloisi	0.219
3	24	D.Blin	0.258
4	79	T.Alonso	0.313
5	49	L.de Vleeschauwer	0.552
6	14	E.De La Vega	0.589
7	51	H.Yebra Perez	0.960
8	33	O.Nunez Roldan	1.126
9	59	A.Zanca	1.950
10	3	M.Gaggi	1.955
11	23	S.Markarian	2.021
12	93	A.Quinet	2.637
13	94	S.Sanchez Tamayo	3.297
14	86	J.McManus	4.181
15	37	P.Fragoso	4.531
16	70	M.Duarte	5.316
17	35	L.Simon	6.244
18	18	I.Offer	10.583
19	76	S.Zuda	10.624

Lap 4

1	48	T.Brianti	7'41.903
2	24	D.Blin	0.728
3	59	A.Zanca	1.050
4	33	O.Nunez Roldan	1.172
5	3	M.Gaggi	2.060
6	23	S.Markarian	2.106
7	51	H.Yebra Perez	2.244
8	93	A.Quinet	2.773
9	86	J.McManus	4.718
10	37	P.Fragoso	4.905

11	70	M.Duarte	5.400
12	94	S.Sanchez Tamayo	6.532
13	35	L.Simon	7.504
14	76	S.Zuda	12.662
15	18	I.Offer	13.593

Lap 5

1	48	T.Brianti	9'35.822
2	59	A.Zanca	0.849
3	24	D.Blin	0.877
4	33	O.Nunez Roldan	0.965
5	3	M.Gaggi	1.107
6	23	S.Markarian	2.472
7	51	H.Yebra Perez	2.515
8	93	A.Quinet	2.858
9	37	P.Fragoso	6.463
10	86	J.McManus	6.514
11	70	M.Duarte	6.943
12	35	L.Simon	9.275
13	94	S.Sanchez Tamayo	12.768
14	76	S.Zuda	15.345
15	18	I.Offer	16.130

Lap 6

1	48	T.Brianti	11'29.846
2	59	A.Zanca	1.053
3	24	D.Blin	1.131
4	3	M.Gaggi	1.280
5	33	O.Nunez Roldan	1.651
6	23	S.Markarian	2.425
7	93	A.Quinet	2.748
8	51	H.Yebra Perez	2.822
9	37	P.Fragoso	8.559
10	86	J.McManus	8.563
11	70	M.Duarte	8.886
12	35	L.Simon	10.929
13	76	S.Zuda	19.315
14	18	I.Offer	19.683
15	94	S.Sanchez Tamayo	54.169

Lap 7

1	48	T.Brianti	13'24.130
2	3	M.Gaggi	0.134
3	24	D.Blin	0.275
4	33	O.Nunez Roldan	0.646
5	59	A.Zanca	0.870
6	23	S.Markarian	2.263
7	37	P.Fragoso	9.794
8	70	M.Duarte	10.169
9	86	J.McManus	10.212
10	35	L.Simon	12.231
11	76	S.Zuda	20.730
12	18	I.Offer	21.504

Lap 8

1	3	M.Gaggi	15'18.279
2	24	D.Blin	0.023
3	48	T.Brianti	0.024
4	33	O.Nunez Roldan	0.314
5	59	A.Zanca	0.970
6	23	S.Markarian	3.599
7	37	P.Fragoso	11.357
8	70	M.Duarte	11.449
9	86	J.McManus	11.767
10	35	L.Simon	13.374
11	76	S.Zuda	22.051
12	18	I.Offer	22.818

Lap 9

1	48	T.Brianti	17'13.067
2	3	M.Gaggi	0.019
3	33	O.Nunez Roldan	0.047
4	24	D.Blin	0.160
5	59	A.Zanca	1.221

6	23	S.Markarian	5.775
7	70	M.Duarte	12.152
8	37	P.Fragoso	12.180
9	86	J.McManus	12.184
10	35	L.Simon	14.323
11	76	S.Zuda	22.741
12	18	I.Offer	23.300

Lap 10

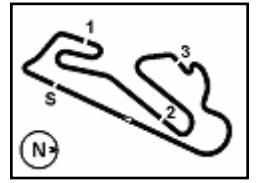
1	48	T.Brianti	19'07.246
2	24	D.Blin	0.162
3	3	M.Gaggi	0.383
4	33	O.Nunez Roldan	0.621
5	59	A.Zanca	3.010
6	23	S.Markarian	10.606
7	70	M.Duarte	13.438
8	37	P.Fragoso	14.072
9	86	J.McManus	14.120
10	35	L.Simon	15.575
11	18	I.Offer	24.420
12	76	S.Zuda	24.474

17/10/2020

These data/results cannot be reproduced, stored and/or transmitted in whole or in part by any manner of electronic, mechanical, photocopying, recording, broadcasting or otherwise now known or herein after developed without the previous express consent by the copyright owner, except for reproduction in daily press and regular printed publications on sale to the public within 60 days of the event related to those data/results and always provided that copyright symbol appears together as follows below.

© DORNA WSBK ORGANIZATION Srl 2020





Pirelli Estoril Round, 16 - 18 October 2020

Lap Chart Last Chance Race

Race Pace Comparison

	48 Bri	24 Bli	3 Gag	33 Nun	59 Zan	23 Mar	70 Dua	37 Fra	86 McM	35 Sim	18 Off	76 Zud	93 Qui	51 Yeb
1	1'59.096	1'59.160	2'00.299	2'00.683	2'01.336	2'01.045	2'03.459	2'01.376	2'01.862	2'03.114	2'04.726	2'03.135	2'01.572	1'59.173
2	1'54.617	1'54.388	1'54.602	1'54.346	1'54.112	1'54.447	1'55.557	1'55.530	1'54.922	1'55.889	1'56.702	1'57.408	1'54.512	1'54.956
3	1'54.006	1'54.429	1'54.773	1'53.816	1'54.221	1'54.248	1'54.019	1'55.344	1'55.116	1'54.960	1'56.874	1'57.800	1'54.272	1'54.550
4	1'54.184	1'54.654	1'54.289	1'54.230	1'53.284	1'54.269	1'54.268	1'54.558	1'54.721	1'55.444	1'57.194	1'56.222	1'54.320	1'55.468
5	1'53.919	1'54.068	1'52.966	1'53.712	1'53.718	1'54.285	1'55.462	1'55.477	1'55.715	1'55.690	1'56.456	1'56.602	1'54.004	1'54.190
6	1'54.024	1'54.278	1'54.197	1'54.710	1'54.228	1'53.977	1'55.967	1'56.120	1'56.073	1'55.678	1'57.577	1'57.994	1'53.914	1'54.331
7	1'54.284	1'53.428	1'53.138	1'53.279	1'54.101	1'54.122	1'55.567	1'55.519	1'55.933	1'55.586	1'56.105	1'55.699		
8	1'54.173	1'53.897	1'54.015	1'53.817	1'54.249	1'55.485	1'55.429	1'55.712	1'55.704	1'55.292	1'55.463	1'55.470		
9	1'54.764	1'54.925	1'54.807	1'54.521	1'55.039	1'56.964	1'55.491	1'55.611	1'55.205	1'55.737	1'55.270	1'55.478		
10	1'54.179	1'54.181	1'54.543	1'54.753	1'55.968	1'59.010	1'55.465	1'56.071	1'56.115	1'55.431	1'55.299	1'55.912		

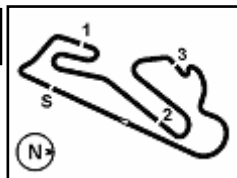
	94 San	84 Alo	79 Aln	49 deV	14 Del
1	2'02.154	1'59.783	1'59.238	1'59.728	1'59.058
2	1'54.893	1'53.715	1'54.233	1'54.461	1'54.604
3	1'53.969	1'54.440	1'54.561	1'54.082	1'54.646
4	1'57.419				
5	2'00.155				
6	2'35.425				

17/10/2020

These data/results cannot be reproduced, stored and/or transmitted in whole or in part by any manner of electronic, mechanical, photocopying, recording, broadcasting or otherwise now known or herein after developed without the previous express consent by the copyright owner, except for reproduction in daily press and regular printed publications on sale to the public within 60 days of the event related to those data/results and always provided that copyright symbol appears together as follows below.

© DORNA WSBK ORGANIZATION Srl 2020





Pirelli Estoril Round, 16 - 18 October 2020

Best Sectors & Speed Last Chance Race

RESULTS

1	48 T. BRIANTI	Kawasaki Ninja 400	Laps 10
2	24 D. BLIN	Yamaha YZF-R3	0.162
3	3 M. GAGGI	Yamaha YZF-R3	0.383
4	33 O. NUNEZ ROLDAN	Kawasaki Ninja 400	0.621
5	59 A. ZANCA	Kawasaki Ninja 400	3.010
6	23 S. MARKARIAN	Yamaha YZF-R3	10.606
7	70 M. DUARTE	Yamaha YZF-R3	13.438
8	37 P. FRAGOSO	Yamaha YZF-R3	14.072
9	86 J. MCMANUS	Kawasaki Ninja 400	14.120
10	35 L. SIMON	Kawasaki Ninja 400	15.575
11	18 I. OFFER	Kawasaki Ninja 400	24.420
12	76 S. ZUDA	Kawasaki Ninja 400	24.474
RET	93 A. QUINET	Kawasaki Ninja 400	4 Laps
RET	51 H. YEBRA PEREZ	Kawasaki Ninja 400	4 Laps
RET	94 S. SANCHEZ TAMAYO	Kawasaki Ninja 400	4 Laps
RET	84 K. ALOISI	Yamaha YZF-R3	7 Laps
RET	79 T. ALONSO	Kawasaki Ninja 400	7 Laps
RET	49 L. DE VLEESCHAUWER	Kawasaki Ninja 400	7 Laps
RET	14 E. DE LA VEGA	Yamaha YZF-R3	7 Laps

SPEED

1	94 S. SANCHEZ TAMAYO	Kawasaki Ninja 400	208,6
2	86 J. MCMANUS	Kawasaki Ninja 400	208,6
3	59 A. ZANCA	Kawasaki Ninja 400	207,1
4	33 O. NUNEZ ROLDAN	Kawasaki Ninja 400	206,3
5	23 S. MARKARIAN	Yamaha YZF-R3	206,3
6	37 P. FRAGOSO	Yamaha YZF-R3	205,9
7	93 A. QUINET	Kawasaki Ninja 400	205,9
8	51 H. YEBRA PEREZ	Kawasaki Ninja 400	205,1
9	49 L. DE VLEESCHAUWER	Kawasaki Ninja 400	204,4
10	14 E. DE LA VEGA	Yamaha YZF-R3	203,6
11	3 M. GAGGI	Yamaha YZF-R3	203,2
12	84 K. ALOISI	Yamaha YZF-R3	201,8
13	24 D. BLIN	Yamaha YZF-R3	201,8
14	70 M. DUARTE	Yamaha YZF-R3	201,4
15	48 T. BRIANTI	Kawasaki Ninja 400	201,0
16	35 L. SIMON	Kawasaki Ninja 400	200,3
17	76 S. ZUDA	Kawasaki Ninja 400	199,2
18	18 I. OFFER	Kawasaki Ninja 400	197,8
19	79 T. ALONSO	Kawasaki Ninja 400	195,0

SEG. 1

1	24 D. BLIN	23.570
2	59 A. ZANCA	23.594
3	3 M. GAGGI	23.604
4	86 J. MCMANUS	23.700
5	51 H. YEBRA PEREZ	23.716
6	70 M. DUARTE	23.763
7	33 O. NUNEZ ROLDAN	23.785
8	94 S. SANCHEZ TAMAYO	23.799
9	93 A. QUINET	23.823
10	37 P. FRAGOSO	23.833
11	48 T. BRIANTI	23.846
12	23 S. MARKARIAN	23.870
13	35 L. SIMON	24.020
14	49 L. DE VLEESCHAUWER	24.053
15	84 K. ALOISI	24.104
16	18 I. OFFER	24.109
17	14 E. DE LA VEGA	24.191
18	76 S. ZUDA	24.196
19	79 T. ALONSO	24.305

SEG. 2

1	84 K. ALOISI	28.055
2	23 S. MARKARIAN	28.072
3	33 O. NUNEZ ROLDAN	28.124
4	3 M. GAGGI	28.131
5	48 T. BRIANTI	28.199
6	51 H. YEBRA PEREZ	28.223
7	93 A. QUINET	28.224
8	24 D. BLIN	28.229
9	70 M. DUARTE	28.231
10	94 S. SANCHEZ TAMAYO	28.320
11	49 L. DE VLEESCHAUWER	28.336
12	59 A. ZANCA	28.401
13	14 E. DE LA VEGA	28.417
14	79 T. ALONSO	28.449
15	86 J. MCMANUS	28.492
16	37 P. FRAGOSO	28.502
17	35 L. SIMON	28.597
18	18 I. OFFER	28.843
19	76 S. ZUDA	28.966

SEG. 3

1	24 D. BLIN	25.502
2	79 T. ALONSO	25.664
3	33 O. NUNEZ ROLDAN	25.712
4	48 T. BRIANTI	25.771
5	59 A. ZANCA	25.797
6	3 M. GAGGI	25.871
7	49 L. DE VLEESCHAUWER	25.914
8	23 S. MARKARIAN	25.929
9	51 H. YEBRA PEREZ	25.960
10	84 K. ALOISI	25.993
11	14 E. DE LA VEGA	26.055
12	70 M. DUARTE	26.067
13	93 A. QUINET	26.074
14	94 S. SANCHEZ TAMAYO	26.085
15	76 S. ZUDA	26.147
16	18 I. OFFER	26.254
17	37 P. FRAGOSO	26.345
18	86 J. MCMANUS	26.355
19	35 L. SIMON	26.396

SEG. 4

1	48 T. BRIANTI	35.131
2	79 T. ALONSO	35.165
3	3 M. GAGGI	35.190
4	14 E. DE LA VEGA	35.224
5	59 A. ZANCA	35.238
6	84 K. ALOISI	35.254
7	51 H. YEBRA PEREZ	35.257
8	49 L. DE VLEESCHAUWER	35.327
9	33 O. NUNEZ ROLDAN	35.365
10	24 D. BLIN	35.389
11	93 A. QUINET	35.537
12	86 J. MCMANUS	35.637
13	35 L. SIMON	35.682
14	70 M. DUARTE	35.688
15	94 S. SANCHEZ TAMAYO	35.702
16	23 S. MARKARIAN	35.738
17	37 P. FRAGOSO	35.838
18	18 I. OFFER	35.859
19	76 S. ZUDA	35.936

17/10/2020

These data/results cannot be reproduced, stored and/or transmitted in whole or in part by any manner of electronic, mechanical, photocopying, recording, broadcasting or otherwise now known or herein after developed without the previous express consent by the copyright owner, except for reproduction in daily press and regular printed publications on sale to the public within 60 days of the event related to those data/results and always provided that copyright symbol appears together as follows below.

© DORNA WSBK ORGANIZATION Srl 2020



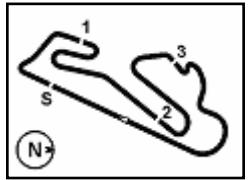
Official Fuel Supplier



Official Tyre Supplier



Official Timekeeper



Pirelli Estoril Round, 16 - 18 October 2020

Chronological Analysis Last Chance Race

Start at 13:01'07.323

1 / 2

1° 48 T. BRIANTI (1'53.919)							
Lap	Seg.1	Seg.2	Seg.3	Seg.4	Lap Time	km/h	Local Time
1		28.729	26.108	35.721	1'59.096	158,0	13:03'06.419
2	24.357	28.754	26.375	35.131	1'54.617	192,6	13:05'01.036
3	23.846	28.477	26.098	35.585	1'54.006	201,0	13:06'55.042
4	24.086	28.521	25.963	35.614	1'54.184	194,3	13:08'49.226
5	23.974	28.564	25.831	35.550	1'53.919	195,0	13:10'43.145
6	23.904	28.593	25.771	35.756	1'54.024	195,0	13:12'37.169
7	24.037	28.406	25.939	35.902	1'54.284	192,3	13:14'31.453
8	24.219	28.199	26.007	35.748	1'54.173	190,9	13:16'25.626
9	24.214	28.519	25.960	36.071	1'54.764	193,3	13:18'20.390
10	24.120	28.630	25.957	35.472	1'54.179	194,6	13:20'14.569
Race Time 19'07.246							

2° 24 D. BLIN (1'53.428)							
Lap	Seg.1	Seg.2	Seg.3	Seg.4	Lap Time	km/h	Local Time
1		28.663	26.350	35.481	1'59.160	148,5	13:03'06.483
2	23.977	28.927	25.896	35.588	1'54.388	193,9	13:05'00.871
3	24.087	28.516	26.215	35.611	1'54.429	200,3	13:06'55.300
4	24.182	28.332	26.082	36.058	1'54.654	201,0	13:08'49.954
5	24.083	28.567	25.502	35.916	1'54.068	191,6	13:10'44.022
6	24.078	28.852	25.959	35.389	1'54.278	198,1	13:12'38.300
7	23.853	28.229	25.919	35.427	1'53.428	194,3	13:14'31.728
8	23.570	28.593	26.086	35.648	1'53.897	201,8	13:16'25.625
9	24.074	28.607	25.767	36.477	1'54.925	196,7	13:18'20.550
10	24.099	28.626	25.990	35.466	1'54.181	195,0	13:20'14.731
Race Time 19'07.408							

3° 3 M. GAGGI (1'52.966)							
Lap	Seg.1	Seg.2	Seg.3	Seg.4	Lap Time	km/h	Local Time
1		28.778	26.432	35.576	2'00.299	156,3	13:03'07.622
2	24.134	28.410	26.435	35.623	1'54.602	201,8	13:05'02.224
3	24.183	28.239	26.414	35.937	1'54.773	200,3	13:06'56.997
4	24.109	28.572	26.024	35.584	1'54.289	200,3	13:08'51.286
5	23.774	28.131	25.871	35.190	1'52.966	201,4	13:10'44.252
6	24.028	28.577	26.357	35.235	1'54.197	203,2	13:12'38.449
7	23.604	28.155	25.992	35.387	1'53.138	203,2	13:14'31.587
8	23.918	28.476	26.305	35.316	1'54.015	198,5	13:16'25.602
9	23.974	28.632	26.600	35.601	1'54.807	196,4	13:18'20.409
10	24.435	28.455	26.254	35.399	1'54.543	192,9	13:20'14.952
Race Time 19'07.629							

4° 33 O. NUNEZ ROLDAN (1'53.279)							
Lap	Seg.1	Seg.2	Seg.3	Seg.4	Lap Time	km/h	Local Time
1		28.793	26.473	35.635	2'00.683	160,6	13:03'08.006
2	23.994	28.313	26.326	35.713	1'54.346	200,3	13:05'02.352
3	23.785	28.339	26.280	35.412	1'53.816	206,3	13:06'56.168
4	24.095	28.315	25.889	35.931	1'54.230	202,9	13:08'50.399
5	23.972	28.494	25.881	35.365	1'53.712	199,9	13:10'44.118
6	24.478	28.330	26.333	35.569	1'54.710	192,9	13:12'38.820
7	23.813	28.205	25.712	35.549	1'53.279	197,4	13:14'32.099
8	23.911	28.124	26.232	35.550	1'53.817	195,3	13:16'25.916
9	24.098	28.386	26.124	35.913	1'54.521	189,9	13:18'20.437
10	24.614	28.452	26.085	35.602	1'54.753	186,4	13:20'15.190
Race Time 19'07.867							

5° 59 A. ZANCA (1'53.284)							
Lap	Seg.1	Seg.2	Seg.3	Seg.4	Lap Time	km/h	Local Time
1		28.976	26.326	35.809	2'01.336	162,5	13:03'08.659
2	23.846	28.562	25.979	35.725	1'54.112	206,3	13:05'02.771
3	23.785	28.409	26.146	35.881	1'54.221	207,1	13:06'56.992
4	23.594	28.401	25.797	35.492	1'53.284	206,7	13:08'50.276
5	23.950	28.515	25.869	35.384	1'53.718	200,7	13:10'43.994
6	23.976	28.844	25.927	35.481	1'54.228	197,1	13:12'38.222
7	24.118	28.792	25.953	35.238	1'54.101	194,6	13:14'32.323
8	24.079	28.745	25.938	35.487	1'54.249	198,5	13:16'26.572

9	24.152	28.590	26.143	36.154	1'55.039	199,9	13:18'21.611
10	24.221	28.824	26.389	36.534	1'55.968	198,5	13:20'17.579
Race Time 19'10.256							

6° 23 S. MARKARIAN (1'53.977)							
Lap	Seg.1	Seg.2	Seg.3	Seg.4	Lap Time	km/h	Local Time
1		28.996	26.465	36.046	2'01.045	156,3	13:03'08.368
2	24.008	28.072	26.452	35.915	1'54.447	202,5	13:05'02.815
3	23.961	28.281	26.224	35.782	1'54.248	206,3	13:06'57.063
4	23.870	28.590	25.929	35.880	1'54.269	204,8	13:08'51.332
5	23.906	28.285	26.084	36.010	1'54.285	202,9	13:10'45.617
6	23.991	28.306	25.942	35.738	1'53.977	200,3	13:12'39.594
7	23.993	28.110	26.017	36.002	1'54.122	199,6	13:14'33.716
8	24.197	28.536	26.136	36.616	1'55.485	196,0	13:16'29.201
9	24.551	28.864	26.439	37.110	1'56.964	193,9	13:18'26.165
10	24.872	29.384	26.996	37.758	1'59.010	191,6	13:20'25.175
Race Time 19'17.852							

7° 70 M. DUARTE (1'54.019)							
Lap	Seg.1	Seg.2	Seg.3	Seg.4	Lap Time	km/h	Local Time
1		29.670	27.136	35.871	2'03.459	160,1	13:03'10.782
2	24.182	28.890	26.320	36.165	1'55.557	200,3	13:05'06.339
3	23.763	28.441	26.127	35.688	1'54.019	198,5	13:07'00.358
4	23.789	28.231	26.210	36.038	1'54.268	201,0	13:08'54.626
5	23.928	28.607	26.793	36.134	1'55.462	200,7	13:10'50.088
6	24.430	28.531	26.786	36.220	1'55.967	201,4	13:12'46.055
7	24.202	28.693	26.595	36.077	1'55.567	200,7	13:14'41.622
8	24.170	28.491	26.362	36.406	1'55.429	192,6	13:16'37.051
9	24.048	28.653	26.231	36.559	1'55.491	196,7	13:18'32.542
10	24.395	28.761	26.067	36.242	1'55.465	188,6	13:20'28.007
Race Time 19'20.684							

8° 37 P. FRAGOSO (1'54.558)							
Lap	Seg.1	Seg.2	Seg.3	Seg.4	Lap Time	km/h	Local Time
1		28.776	26.597	36.107	2'01.376	161,1	13:03'08.699
2	24.520	28.571	26.351	36.088	1'55.530	204,8	13:05'04.229
3	24.331	28.558	26.617	35.838	1'55.344	205,9	13:06'59.573
4	23.833	28.502	26.345	35.878	1'54.558	202,5	13:08'54.131
5	24.213	28.668	26.579	36.017	1'55.477	204,8	13:10'49.608
6	24.688	28.609	26.702	36.121	1'56.120	196,0	13:12'45.728
7	24.139	28.718	26.384	36.278	1'55.519	192,6	13:14'41.247
8	24.326	28.678	26.792	35.916	1'55.712	191,9	13:16'36.959
9	24.302	28.585	26.364	36.360	1'55.611	191,6	13:18'32.570
10	24.712	28.816	26.456	36.087	1'56.071	189,9	13:20'28.641
Race Time 19'21.318							

9° 86 J. MCMANUS (1'54.721)							
Lap	Seg.1	Seg.2	Seg.3	Seg.4	Lap Time	km/h	Local Time
1		28.817	26.801	35.870	2'01.862	164,4	13:03'09.185
2	23.898	28.492	26.478	36.054	1'54.922	208,6	13:05'04.107
3	24.169	28.759	26.551	35.637	1'55.116	202,5	13:06'59.223
4	23.700	28.590	26.524	35.907	1'54.721	202,1	13:08'53.944
5	24.246	28.811	26.833	35.825	1'55.715	196,7	13:10'49.659
6	24.229	28.838	26.778	36.228	1'56.073	196,0	13:12'45.732
7	24.392	28.796	26.557	36.188	1'55.933	192,9	13:14'41.665
8	24.265	28.751	26.605	36.083	1'55.704	195,0	13:16'37.369
9	24.389	28.583	26.355	35.878	1'55.205	199,2	13:18'32.574
10	24.530	28.939	26.386	36.260	1'56.115	189,6	13:20'28.689
Race Time 19'21.366							

10° 35 L. SIMON (1'54.960)							
Lap	Seg.1	Seg.2	Seg.3	Seg.4	Lap Time	km/h	Local Time
1		29.366	27.088	35.701	2'03.114	160,6	13:03'10.437
2	24.089	28.799	26.778	36.223	1'55.889	199,6	13:05'06.326
3	24.020	28.680	26.578	35.682	1'54.960	198,1	13:07'01.286
4	24.194	28.597	26.789	35.864	1'55.444	200,3	13:08'56.730
5	24.534	28.753	26.396	36.007	1'55.690	199,6	13:10'52.420

17/10/2020

P = Pits In/Out - C = Lap Time Cancelled

These data/results cannot be reproduced, stored and/or transmitted in whole or in part by any manner of electronic, mechanical, photocopying, recording, broadcasting or otherwise now known or herein after developed without the previous express consent by the copyright owner, except for reproduction in daily press and regular printed publications on sale to the public within 60 days of the event related to those data/results and always provided that copyright symbol appears together as follows below.

© DORNA WSBK ORGANIZATION Srl 2020



Official Fuel Supplier

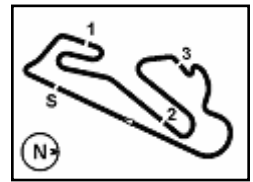


FKR PERUGIA TIMING

Official Tyre Supplier



Official Timekeeper



Pirelli Estoril Round, 16 - 18 October 2020

Chronological Analysis Last Chance Race

Circuito Estoril 4.182 m

Start at 13:01'07.323

2 / 2

6	24.246	28.926	26.457	36.049	1'55.678	197,1	13:12'48.098	2	24.104	28.268	26.089	35.254	1'53.715	201,8	13:05'00.821
7	24.209	28.684	26.764	35.929	1'55.586	196,4	13:14'43.684	3	24.343	28.411	26.083	35.603	1'54.440	187,0	13:06'55.261
8	24.116	28.707	26.598	35.871	1'55.292	196,7	13:16'38.976	Race Time 5'47.938							
9	24.169	28.979	26.551	36.038	1'55.737	196,4	13:18'34.713	Race Time 19'22.821							
10	24.095	28.757	26.578	36.001	1'55.431	197,1	13:20'30.144	Race Time 19'22.821							

11° 18 I. OFFER (1'55.270)							
Lap	Seg.1	Seg.2	Seg.3	Seg.4	Lap Time	km/h	Local Time
1		29.621	27.060	36.751	2'04.726	158,7	13:03'12.049
2	24.570	29.238	26.691	36.203	1'56.702	195,3	13:05'08.751
3	24.401	29.155	26.938	36.380	1'56.874	197,8	13:07'05.625
4	24.853	29.001	26.674	36.666	1'57.194	189,0	13:09'02.819
5	24.762	28.938	26.567	36.189	1'56.456	194,6	13:10'59.275
6	24.392	29.144	26.823	37.218	1'57.577	195,7	13:12'56.852
7	24.575	28.903	26.483	36.144	1'56.105	194,6	13:14'52.957
8	24.264	28.843	26.384	35.972	1'55.463	194,3	13:16'48.420
9	24.109	28.932	26.254	35.975	1'55.270	195,7	13:18'43.690
10	24.128	28.894	26.418	35.859	1'55.299	195,0	13:20'38.989
Race Time 19'31.666							

12° 76 S. ZUDA (1'55.470)							
Lap	Seg.1	Seg.2	Seg.3	Seg.4	Lap Time	km/h	Local Time
1		29.313	26.956	35.936	2'03.135	160,6	13:03'10.458
2	24.261	29.098	27.818	36.231	1'57.408	199,2	13:05'07.866
3	24.273	30.738	26.537	36.252	1'57.800	198,8	13:07'05.666
4	24.364	29.064	26.479	36.315	1'56.222	196,4	13:09'01.888
5	24.454	29.218	26.585	36.345	1'56.602	194,6	13:10'58.490
6	24.423	30.050	26.814	36.707	1'57.994	195,7	13:12'56.484
7	24.470	28.966	26.239	36.024	1'55.699	192,9	13:14'52.183
8	24.292	29.013	26.166	35.999	1'55.470	193,3	13:16'47.653
9	24.211	29.162	26.147	35.958	1'55.478	192,6	13:18'43.131
10	24.196	29.253	26.333	36.130	1'55.912	193,3	13:20'39.043
Race Time 19'31.720							

RET 93 A. QUINET (1'53.914)							
Lap	Seg.1	Seg.2	Seg.3	Seg.4	Lap Time	km/h	Local Time
1		28.887	26.905	35.794	2'01.572	161,8	13:03'08.895
2	23.861	28.520	26.403	35.728	1'54.512	204,4	13:05'03.407
3	23.879	28.548	26.308	35.537	1'54.272	205,1	13:06'57.679
4	23.856	28.318	26.407	35.739	1'54.320	205,9	13:08'51.999
5	23.846	28.301	26.233	35.624	1'54.004	203,6	13:10'46.003
6	23.823	28.343	26.140	35.608	1'53.914	204,8	13:12'39.917
Race Time 11'32.594							

RET 51 H. YEBRA PEREZ (1'54.190)							
Lap	Seg.1	Seg.2	Seg.3	Seg.4	Lap Time	km/h	Local Time
1		28.645	26.427	35.257	1'59.173	150,1	13:03'06.496
2	24.547	28.769	26.276	35.364	1'54.956	192,9	13:05'01.452
3	24.348	28.631	26.234	35.337	1'54.550	200,7	13:06'56.002
4	24.433	29.323	26.133	35.579	1'55.468	200,7	13:08'51.470
5	23.982	28.369	26.009	35.830	1'54.190	205,1	13:10'45.660
6	24.321	28.378	26.078	35.554	1'54.331	198,1	13:12'39.991
Race Time 11'32.668							

RET 94 S. SANCHEZ TAMAYO (1'53.969)							
Lap	Seg.1	Seg.2	Seg.3	Seg.4	Lap Time	km/h	Local Time
1		29.067	26.647	35.901	2'02.154	162,0	13:03'09.477
2	24.427	28.389	26.204	35.873	1'54.893	208,6	13:05'04.370
3	23.799	28.383	26.085	35.702	1'53.969	207,5	13:06'58.339
4	23.940	28.320	27.928	37.231	1'57.419	201,8	13:08'55.758
5	25.934	29.602	27.602	37.017	2'00.155	190,3	13:10'55.913
6	26.603	29.607	27.311	1'11.904	2'35.425P	188,3	13:13'31.338
Race Time 12'24.015							

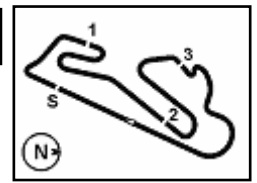
RET 84 K. ALOISI (1'53.715)							
Lap	Seg.1	Seg.2	Seg.3	Seg.4	Lap Time	km/h	Local Time
1		28.777	25.993	35.404	1'59.783	161,5	13:03'07.106

17/10/2020 P = Pits In/Out - C = Lap Time Cancelled

These data/results cannot be reproduced, stored and/or transmitted in whole or in part by any manner of electronic, mechanical, photocopying, recording, broadcasting or otherwise now known or herein after developed without the previous express consent by the copyright owner, except for reproduction in daily press and regular printed publications on sale to the public within 60 days of the event related to those data/results and always provided that copyright symbol appears together as follows below.

© DORNA WSBK ORGANIZATION Srl 2020





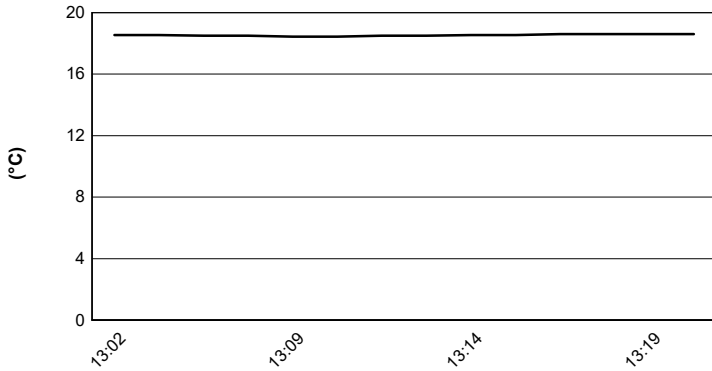
Circuito Estoril 4.182 m

Pirelli Estoril Round, 16 - 18 October 2020

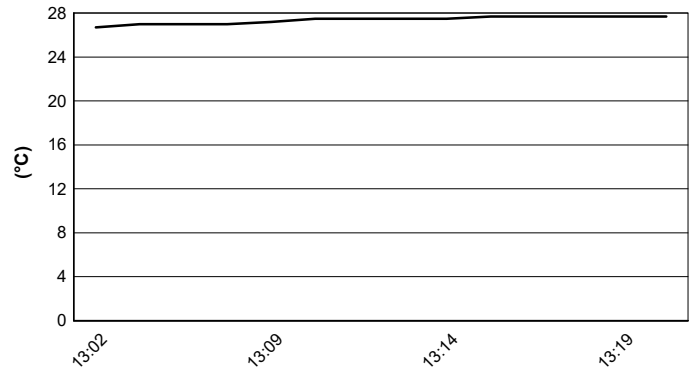
Weather Report Last Chance Race

Session started 13:01 - Session ended 13:20

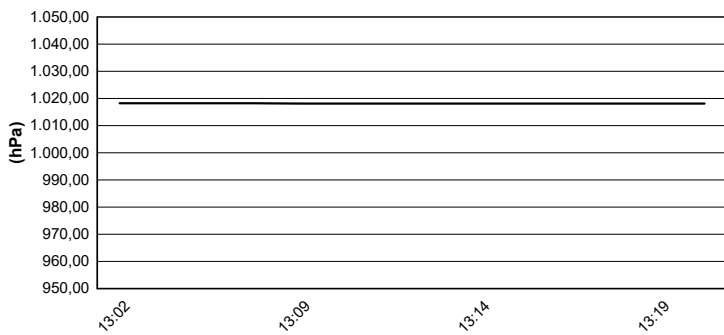
Air Temperature



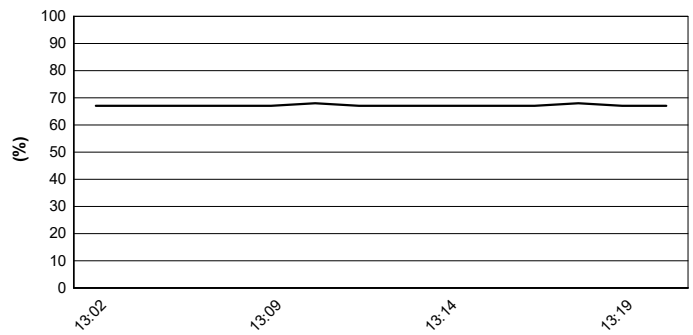
Track Temperature



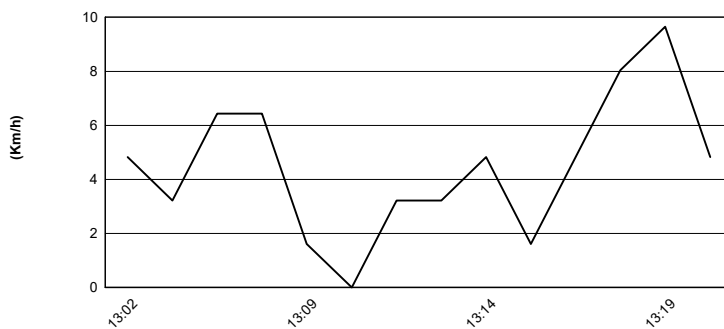
Air Pressure



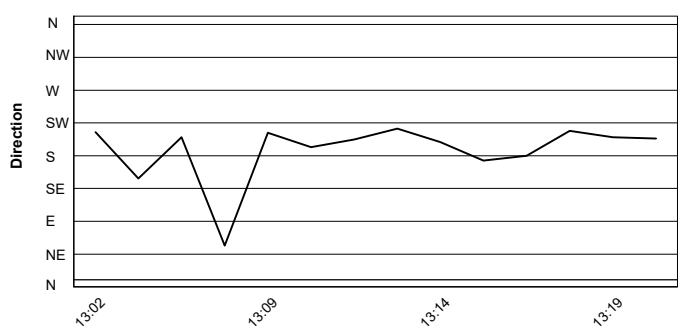
Humidity



Wind Speed



Wind Direction



17/10/2020

These data/results cannot be reproduced, stored and/or transmitted in whole or in part by any manner of electronic, mechanical, photocopying, recording, broadcasting or otherwise now known or herein after developed without the previous express consent by the copyright owner, except for reproduction in daily press and regular printed publications on sale to the public within 60 days of the event related to those data/results and always provided that copyright symbol appears together as follows below.

© DORNA WSBK ORGANIZATION Srl 2020



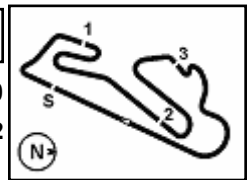
Official Fuel Supplier



Official Tyre Supplier



Official Timekeeper



Pirelli Estoril Round, 16 - 18 October 2020

Best Laps & Speed

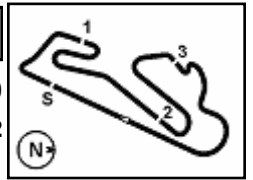
No.	Rider Bike	Nat	Best Lap		FP1		FP2		FP3		SP		LCR	
			LL	SPD	LL	SPD	LL	SPD	LL	SPD	LL	SPD	LL	SPD
1	22 N. KALININ Kawasaki Ninja 400	UKR	1'50.798	40 212,2	1'52.146	14 209,0	1'52.928	13 212,2	1'52.376	7 205,5	1'50.798	6 204,0		
2	8 M. PEREZ Kawasaki Ninja 400	ESP	1'50.852	35 213,0	1'52.830	12 213,0	1'51.606	11 213,0	1'51.582	6 208,6	1'50.852	6 205,1		
3	88 B. IERACI Kawasaki Ninja 400	ITA	1'50.898	25 212,2	1'52.230	10 206,6	1'51.514	5 212,2	1'51.196	4 207,4	1'50.898	6 205,5		
4	83 M. KAWAKAMI Yamaha YZF-R3	BRA	1'50.918	30 213,9	1'52.713	11 208,2	1'52.847	6 211,0	1'51.974	7 213,9	1'50.918	6 205,9		
5	46 S. DI SORA Kawasaki Ninja 400	FRA	1'51.043	36 209,4	1'53.432	12 206,2	1'52.381	12 209,4	1'54.390	6 208,6	1'51.043	6 209,4		
6	17 K. MEUFFELS Kawasaki Ninja 400	NED	1'51.124	38 216,0	1'52.801	14 213,4	1'52.765	15 216,0	1'52.877	3 209,0	1'51.124	6 206,6		
7	15 A. COPPOLA Kawasaki Ninja 400	ITA	1'51.263	35 212,2	1'54.122	11 207,0	1'53.070	14 212,2	1'52.424	4 204,0	1'51.263	6 207,0		
8	10 U. ORRADRE Yamaha YZF-R3	ESP	1'51.301	41 218,5	1'52.730	15 207,4	1'52.861	12 218,5	1'52.582	7 207,8	1'51.301	7 204,3		
9	69 T. BOOTH-AMOS Kawasaki Ninja 400	GBR	1'51.324	33 213,0	1'52.527	10 206,6	1'52.328	11 213,0	1'52.204	6 207,0	1'51.324	6 206,6		
10	61 Y. OKAYA Kawasaki Ninja 400	JPN	1'51.400	41 214,7	1'54.604	14 211,8	1'53.315	15 214,7	1'52.402	7 209,0	1'51.400	5 211,0		
11	85 K. SABATUCCI Kawasaki Ninja 400	ITA	1'51.407	38 213,0	1'53.785	12 208,6	1'53.774	13 213,0	1'51.407	7 210,6	1'51.647	6 208,6		
12	43 M. GARCIA Kawasaki Ninja 400	ESP	1'51.470	38 213,0	1'52.702	13 205,9	1'52.248	12 206,2	1'52.548	7 213,0	1'51.470	6 205,9		
13	64 H. DE CANCELLIS Yamaha YZF-R3	FRA	1'51.540	28 215,1	1'53.701	5 203,2	1'53.043	11 215,1	1'52.777	6 202,8	1'51.540	6 206,2		
14	87 T. KAWAKAMI Yamaha YZF-R3	BRA	1'51.642	31 212,2	1'53.604	12 203,2	1'53.183	10 212,2	1'52.155	3 207,8	1'51.642	6 205,5		
15	19 V. RODRIGUEZ NUNEZ Yamaha YZF-R3	ESP	1'51.648	40 212,6	1'53.199	13 212,6	1'52.661	15 208,2	1'51.648	6 211,4	1'52.300	6 205,9		
16	71 T. EDWARDS Kawasaki Ninja 400	AUS	1'51.717	38 213,0	1'53.080	13 211,4	1'52.952	13 213,0	1'52.070	6 201,7	1'51.717	6 198,1		
17	99 A. HUERTAS Yamaha YZF-R3	ESP	1'51.765	37 211,4	1'53.243	13 210,2	1'53.428	12 211,4	1'52.722	6 203,6	1'51.765	6 204,7		
18	53 P. SVOBODA Yamaha YZF-R3	CZE	1'51.813	41 213,4	1'54.648	13 211,0	1'52.998	15 213,4	1'52.243	7 205,1	1'51.813	6 208,2		
19	95 S. DEROUE Kawasaki Ninja 400	NED	1'51.835	36 213,9	1'53.923	13 208,6	1'52.726	13 213,9	1'52.471	4 207,8	1'51.835	6 204,7		
20	25 A. KROH Yamaha YZF-R3	GER	1'51.872	38 216,8	1'52.636	15 208,2	1'52.616	10 216,8	1'51.872	7 207,4	1'52.750	6 206,2		
21	6 J. BUIS Kawasaki Ninja 400	NED	1'52.017	41 212,6	1'53.618	15 212,6	1'52.792	13 212,6	1'52.713	7 211,0	1'52.017	6 204,7		
22	98 T. BERCOT Yamaha YZF-R3	FRA	1'52.079	39 208,2	1'55.498	12 207,4	1'53.845	15 208,2	1'52.789	6 200,2	1'52.079	6 205,1		
23	54 B. SOFUOGLU Yamaha YZF-R3	TUR	1'52.093	36 211,0	1'53.347	11 207,8	1'52.483	12 211,0	1'52.891	7 209,8	1'52.093	6 200,2		
24	73 J. PEREZ GONZALEZ Yamaha YZF-R3	ESP	1'52.123	37 212,2	1'54.244	11 212,2	1'52.452	15 209,8	1'52.545	5 199,2	1'52.123	6 208,6		
25	72 A. DIAZ Yamaha YZF-R3	ESP	1'52.264	41 211,0	1'53.051	13 206,2	1'52.264	15 211,0	1'53.450	7 208,6	1'52.677	6 204,0		

17/10/2020

These data/results cannot be reproduced, stored and/or transmitted in whole or in part by any manner of electronic, mechanical, photocopying, recording, broadcasting or otherwise now known or herein after developed without the previous express consent by the copyright owner, except for reproduction in daily press and regular printed publications on sale to the public within 60 days of the event related to those data/results and always provided that copyright symbol appears together as follows below.

© DORNA WSBK ORGANIZATION Srl 2020





Pirelli Estoril Round, 16 - 18 October 2020

Best Laps & Speed

Circuito Estoril 4.182 m

2 / 3

No.	Rider Bike	Nat	Best Lap		FP1		FP2		FP3		SP		LCR	
			LL	SPD	LL	SPD	LL	SPD	LL	SPD	LL	SPD		
26	2 A. CARRION Kawasaki Ninja 400	ESP	1'52.394	41 213,4	1'52.394	15 203,6	1'52.928	13 207,8	1'52.517	7 213,4	1'52.777	6 202,5		
27	7 J. GIMBERT Kawasaki Ninja 400	FRA	1'52.406	36 209,8	1'55.554	11 209,8	1'54.176	12 209,0	1'52.685	7 207,0	1'52.406	6 207,8		
28	44 T. BRAMICH Kawasaki Ninja 400	AUS	1'52.447	41 214,3	1'53.920	14 209,0	1'53.327	15 214,3	1'52.447	7 211,8	1'53.287	5 200,2		
29	27 F. ROVELLI Kawasaki Ninja 400	ITA	1'52.491	32 212,6	1'53.037	11 211,4	1'52.566	9 212,6	1'52.491	6 209,8	1'52.592	6 200,6		
30	26 M. GENNAI Yamaha YZF-R3	ITA	1'52.551	35 213,4	1'53.152	8 212,2	1'52.978	14 213,4	1'52.551	7 207,8	1'52.597	6 199,5		
31	24 D. BLIN Yamaha YZF-R3	POL	1'52.911	43 210,6	1'54.348	12 203,6	1'52.911	14 210,6	1'53.246	7 210,2		1'53.428	10 201,7	
32	3 M. GAGGI Yamaha YZF-R3	ITA	1'52.966	43 213,4	1'55.002	13 212,2	1'53.335	13 213,4	1'53.163	7 209,4		1'52.966	10 203,2	
33	14 E. DE LA VEGA Yamaha YZF-R3	FRA	1'53.074	38 211,8	1'55.169	13 205,5	1'53.633	15 211,8	1'53.074	7 201,0		1'54.604	3 203,6	
34	51 H. YEBRA PEREZ Kawasaki Ninja 400	ESP	1'53.111	39 212,6	1'57.983	13 204,7	1'54.963	14 212,6	1'53.111	6 200,6		1'54.190	6 205,1	
35	48 T. BRIANTI Kawasaki Ninja 400	ITA	1'53.233	36 214,3	1'55.447	10 204,7	1'53.920	9 214,3	1'53.233	7 208,6		1'53.919	10 201,0	
36	33 O. NUNEZ ROLDAN Kawasaki Ninja 400	ESP	1'53.279	41 210,6	1'54.216	11 204,3	1'53.389	14 210,6	1'53.678	6 201,7		1'53.279	10 206,2	
37	59 A. ZANCA Kawasaki Ninja 400	ITA	1'53.284	42 209,4	1'55.574	11 209,0	1'54.311	14 209,4	1'54.018	7 202,5		1'53.284	10 207,0	
38	45 F. MACAN Yamaha YZF-R3	BRA	1'53.327	20 212,2	1'53.327	12 208,6	1'54.134	6 212,2	1'54.451	2 209,4				
39	23 S. MARKARIAN Yamaha YZF-R3	FRA	1'53.461	40 206,2	1'55.552	13 204,0	1'56.120	10 205,1	1'53.461	7 205,5		1'53.977	10 206,2	
40	79 T. ALONSO Kawasaki Ninja 400	POR	1'53.523	33 205,1	1'54.081	13 201,7	1'54.124	14 202,1	1'53.523	3 205,1		1'54.233	3 194,9	
41	49 L. DE VLEESCHAUWER Kawasaki Ninja 400	BEL	1'53.582	19 207,8	1'53.653	9 207,8			1'53.582	7 207,0		1'54.082	3 204,3	
42	84 K. ALOISI Yamaha YZF-R3	ITA	1'53.660	26 205,1	1'55.590	5 204,7	1'55.240	11 205,1	1'53.660	7 204,3		1'53.715	3 201,7	
43	37 P. FRAGOSO Yamaha YZF-R3	POR	1'53.876	45 210,6	1'55.117	14 209,8	1'54.964	14 210,6	1'53.876	7 209,4		1'54.558	10 205,9	
44	93 A. QUINET Kawasaki Ninja 400	FRA	1'53.914	39 209,8	1'56.945	13 206,6	1'56.126	14 209,8	1'54.765	6 202,8		1'53.914	6 205,9	
45	94 S. SANCHEZ TAMAYO Kawasaki Ninja 400	ESP	1'53.969	36 208,6	1'57.021	10 202,1	1'56.238	13 205,5	1'54.986	7 194,9		1'53.969	6 208,6	
46	70 M. DUARTE Yamaha YZF-R3	POR	1'54.019	44 207,0	1'54.145	15 204,3	1'56.164	12 207,0	1'54.432	7 202,1		1'54.019	10 201,3	
47	86 J. MCMANUS Kawasaki Ninja 400	IRL	1'54.721	46 208,6	1'57.919	14 199,9	1'56.387	15 208,2	1'55.463	7 193,9		1'54.721	10 208,6	
48	35 L. SIMON Kawasaki Ninja 400	CZE	1'54.960	44 204,0	1'58.363	14 204,0	1'56.963	13 203,6	1'55.290	7 196,0		1'54.960	10 200,2	
49	18 I. OFFER Kawasaki Ninja 400	GBR	1'55.270	42 203,2	1'59.625	13 203,2	1'58.451	13 201,0	1'57.596	6 191,5		1'55.270	10 197,7	
50	76 S. ZUDA Kawasaki Ninja 400	CZE	1'55.470	42 204,3	1'58.863	13 204,3	1'57.032	12 201,3	1'56.554	7 197,4		1'55.470	10 199,2	

17/10/2020

These data/results cannot be reproduced, stored and/or transmitted in whole or in part by any manner of electronic, mechanical, photocopying, recording, broadcasting or otherwise now known or herein after developed without the previous express consent by the copyright owner, except for reproduction in daily press and regular printed publications on sale to the public within 60 days of the event related to those data/results and always provided that copyright symbol appears together as follows below.

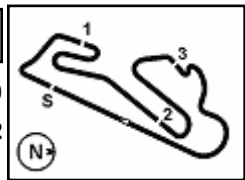
© DORNA WSBK ORGANIZATION Srl 2020





25.5

WorldSSP300
116/12



Circuito Estoril 4.182 m

Pirelli Estoril Round, 16 - 18 October 2020

Best Laps & Speed

3 / 3

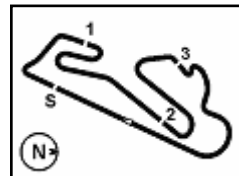
No.	Rider	Nat	Best Lap		FP1		FP2		FP3		SP		LCR	
			LL	SPD	LL	SPD	LL	SPD	LL	SPD	LL	SPD	LL	SPD
51	77 L. GRUAU	FRA	1'59.262		2'01.913		2'00.563		1'59.262					
	Kawasaki Ninja 400		35	205,9	14	205,9	14	202,5	7	195,3				

17/10/2020

These data/results cannot be reproduced, stored and/or transmitted in whole or in part by any manner of electronic, mechanical, photocopying, recording, broadcasting or otherwise now known or herein after developed without the previous express consent by the copyright owner, except for reproduction in daily press and regular printed publications on sale to the public within 60 days of the event related to those data/results and always provided that copyright symbol appears together as follows below.

© DORNA WSBK ORGANIZATION Srl 2020





Pirelli Estoril Round, 16 - 18 October 2020

Starting Grid - Race 1

10 Laps x 4,182 km = 41,820 km

Circuito Estoril 4.182 m

1	22 KALININ N. Kawasaki 1'50.798	2	8 PEREZ M. Kawasaki 1'50.852	3	88 IERACI B. Kawasaki 1'50.898	
2	4	83 KAWAKAMI M. Yamaha 1'50.918	5	46 DI SORA S. Kawasaki 1'51.043	6	17 MEUFFELS K. Kawasaki 1'51.124
3	7	15 COPPOLA A. Kawasaki 1'51.263	8	10 ORRADRE U. Yamaha 1'51.301	9	69 BOOTH-AMOS T. Kawasaki 1'51.324
4	10	61 OKAYA Y. Kawasaki 1'51.400	11	43 GARCIA M. Kawasaki 1'51.470	12	64 DE CANCELLIS H. Yamaha 1'51.540
5	13	87 KAWAKAMI T. Yamaha 1'51.642	14	85 SABATUCCI K. Kawasaki 1'51.647	15	71 EDWARDS T. Kawasaki 1'51.717
6	16	99 HUERTAS A. Yamaha 1'51.765	17	53 SVOBODA P. Yamaha 1'51.813	18	95 DEROUE S. Kawasaki 1'51.835
7	19	6 BUIS J. Kawasaki 1'52.017	20	98 BERCOT T. Yamaha 1'52.079	21	54 SOFUOGLU B. Yamaha 1'52.093
8	22	73 PEREZ GONZALEZ J Yamaha 1'52.123	23	19 RODRIGUEZ NUNEZ Yamaha 1'52.300	24	7 GIMBERT J. Kawasaki 1'52.406
9	25	27 ROVELLI F. Kawasaki 1'52.592	26	26 GENNAI M. Yamaha 1'52.597	27	72 DIAZ A. Yamaha 1'52.677
10	28	25 KROH A. Yamaha 1'52.750	29	2 CARRION A. Kawasaki 1'52.777	30	44 BRAMICH T. Kawasaki 1'53.287
11	31	48 BRIANTI T. Kawasaki	32	24 BLIN D. Yamaha	33	3 GAGGI M. Yamaha
12	34	33 NUNEZ ROLDAN O. Kawasaki	35	59 ZANCA A. Kawasaki	36	23 MARKARIAN S. Yamaha

17/10/2020 The Race Director

These data/results cannot be reproduced, stored and/or transmitted in whole or in part by any manner of electronic, mechanical, photocopying, recording, broadcasting or otherwise now known or herein after developed without the previous express consent by the copyright owner, except for reproduction in daily press and regular printed publications on sale to the public within 60 days of the event related to those data/results and always provided that copyright symbol appears together as follows below.

© DORNA WSBK ORGANIZATION Srl 2020

