

Circuito Estoril 4.182 m

1 / 4

Pirelli Estoril Round, 16 - 18 October 2020

Chronological Analysis Race 1

Start at 16:31'17.969

1°		8 M. PEREZ (1°50.919)						
Lap	Seg.1	Seg.2	Seg.3	Seg.4	Lap Time	km/h	Local Time	
1		28.200	25.689	35.029	1'56.505	157,1	16:33'14.474	
2	23.997	27.833	25.653	34.602	1'52.085	192,9	16:35'06.559	
3	23.312	28.217	25.661	35.021	1'52.211	199,9	16:36'58.770	
4	23.879	27.801	25.852	34.490	1'52.022	195,7	16:38'50.792	
5	23.415	28.218	25.532	34.649	1'51.814	200,3	16:40'42.606	
6	23.364	28.072	25.496	34.572	1'51.504	199,6	16:42'34.110	
7	23.473	27.884	25.298	34.547	1'51.202	199,2	16:44'25.312	
8	23.263	28.137	25.419	34.442	1'51.261	197,8	16:46'16.573	
9	23.157	28.069	25.235	34.458	1'50.919	201,8	16:48'07.492	
10	23.333	28.012	25.467	34.515	1'51.327	198,1	16:49'58.819	
Race Time 18'40.850								

9	23.632	27.749	25.195	34.803	1'51.379	201,4	16:48'11.944
10	24.040	27.853	25.707	35.039	1'52.639	201,8	16:50'04.583
Race Time 18'46.614							

2°		17 K. MEUFFELS (1°50.496)						
Lap	Seg.1	Seg.2	Seg.3	Seg.4	Lap Time	km/h	Local Time	
1		27.907	25.862	34.696	1'56.845	161,5	16:33'14.814	
2	23.851	27.761	25.710	34.700	1'52.022	201,4	16:35'06.836	
3	23.869	27.648	25.795	34.944	1'52.256	204,0	16:36'59.092	
4	23.690	27.774	25.879	34.367	1'51.710	202,1	16:38'50.802	
5	23.336	28.051	25.548	34.919	1'51.854	202,5	16:40'42.656	
6	23.666	27.821	26.001	34.851	1'52.339	199,9	16:42'34.995	
7	23.039	27.660	25.351	34.446	1'50.496	213,1	16:44'25.491	
8	23.414	27.732	25.223	34.512	1'50.881	201,8	16:46'16.372	
9	23.490	27.992	25.317	34.533	1'51.332	196,0	16:48'07.704	
10	23.490	27.785	25.364	34.489	1'51.128	199,2	16:49'58.832	
Race Time 18'40.863								

6°		6 J. BUIS (1°50.547)						
Lap	Seg.1	Seg.2	Seg.3	Seg.4	Lap Time	km/h	Local Time	
1		28.437	25.770	35.310	1'59.034	167,7	16:33'17.003	
2	23.501	27.795	25.492	34.700	1'51.488	210,2	16:35'08.491	
3	23.525	27.879	25.849	35.156	1'52.409	209,0	16:37'00.900	
4	23.539	28.108	25.695	34.815	1'52.157	209,0	16:38'53.057	
5	23.144	27.927	25.738	34.767	1'51.576	211,4	16:40'44.633	
6	23.324	27.962	25.493	34.861	1'51.640	212,7	16:42'36.273	
7	23.628	27.844	25.426	36.911	1'53.809	211,4	16:44'30.082	
8	23.647	27.772	25.508	34.590	1'51.517	195,3	16:46'21.599	
9	23.122	27.641	25.267	34.517	1'50.547	206,7	16:48'12.146	
10	23.503	27.847	25.945	35.160	1'52.455	204,0	16:50'04.601	
Race Time 18'46.632								

3°		69 T. BOOTH-AMOS (1°51.012)						
Lap	Seg.1	Seg.2	Seg.3	Seg.4	Lap Time	km/h	Local Time	
1		28.245	25.528	34.722	1'57.533	159,0	16:33'15.502	
2	23.969	28.066	25.216	34.657	1'51.908	198,8	16:35'07.410	
3	23.527	27.905	25.539	34.844	1'51.815	211,4	16:36'59.225	
4	23.287	27.849	25.396	34.842	1'51.374	207,1	16:38'50.599	
5	23.734	28.097	25.373	34.759	1'51.963	196,7	16:40'42.562	
6	23.619	27.883	25.212	34.800	1'51.514	199,6	16:42'34.076	
7	23.318	28.030	25.050	34.882	1'51.280	204,4	16:44'25.356	
8	23.337	27.863	25.176	34.708	1'51.084	199,6	16:46'16.440	
9	23.091	28.239	24.986	34.696	1'51.012	199,2	16:48'07.452	
10	23.466	27.881	25.173	34.902	1'51.422	201,0	16:49'58.874	
Race Time 18'40.905								

7°		46 S. DI SORA (1°51.229)						
Lap	Seg.1	Seg.2	Seg.3	Seg.4	Lap Time	km/h	Local Time	
1		27.862	25.664	34.904	1'56.491	157,8	16:33'14.460	
2	23.396	28.133	25.309	35.162	1'52.000	196,4	16:35'06.460	
3	24.021	27.827	25.611	34.920	1'52.379	193,9	16:36'58.839	
4	23.265	28.227	25.794	34.632	1'51.918	199,6	16:38'50.757	
5	23.941	28.114	25.595	34.940	1'52.590	199,9	16:40'43.347	
6	23.416	27.840	25.743	35.118	1'52.117	201,8	16:42'35.464	
7	23.379	27.865	25.408	36.649	1'53.301	194,3	16:44'28.765	
8	23.276	28.023	25.183	34.747	1'51.229	197,4	16:46'19.994	
9	23.396	27.804	25.517	35.184	1'51.901	198,8	16:48'11.895	
10	23.969	28.040	25.842	34.878	1'52.729	197,8	16:50'04.624	
Race Time 18'46.655								

4°		88 B. IERACI (1°50.908)						
Lap	Seg.1	Seg.2	Seg.3	Seg.4	Lap Time	km/h	Local Time	
1		28.140	25.838	34.849	1'56.525	158,5	16:33'14.494	
2	23.735	28.007	25.469	34.831	1'52.042	195,0	16:35'06.536	
3	23.435	28.275	25.713	34.887	1'52.310	200,7	16:36'58.846	
4	23.479	27.983	25.651	34.780	1'51.893	203,2	16:38'50.739	
5	23.723	28.282	25.329	34.551	1'51.885	198,8	16:40'42.624	
6	23.442	27.979	25.641	34.603	1'51.665	198,1	16:42'34.289	
7	23.405	27.879	25.332	34.461	1'51.077	199,2	16:44'25.366	
8	23.609	28.068	25.309	34.554	1'51.540	196,4	16:46'16.906	
9	23.203	27.926	25.332	34.447	1'50.908	203,2	16:48'07.814	
10	23.228	27.987	25.448	34.576	1'51.239	204,8	16:49'59.053	
Race Time 18'41.084								

8°		95 S. DEROUÉ (1°51.295)						
Lap	Seg.1	Seg.2	Seg.3	Seg.4	Lap Time	km/h	Local Time	
1		28.266	25.468	35.091	1'58.524	166,7	16:33'16.493	
2	23.173	28.082	25.437	34.796	1'51.488	211,8	16:35'07.981	
3	23.282	28.012	25.606	34.860	1'51.760	215,6	16:36'59.741	
4	23.649	28.065	25.784	34.821	1'52.319	207,8	16:38'52.060	
5	23.312	28.012	25.399	34.904	1'51.627	212,7	16:40'43.687	
6	23.383	27.983	25.629	35.340	1'52.335	208,2	16:42'36.022	
7	23.233	27.834	25.481	36.513	1'53.061	209,4	16:44'29.083	
8	23.461	27.879	25.321	34.843	1'51.504	198,5	16:46'20.587	
9	23.293	27.846	25.239	34.917	1'51.295	202,9	16:48'11.882	
10	23.449	28.105	25.834	35.378	1'52.766	200,7	16:50'04.648	
Race Time 18'46.679								

5°		19 V. RODRIGUEZ NUNEZ (1°51.146)						
Lap	Seg.1	Seg.2	Seg.3	Seg.4	Lap Time	km/h	Local Time	
1		28.396	25.521	35.149	1'59.293	165,4	16:33'17.262	
2	23.408	27.890	25.386	35.321	1'52.005	208,6	16:35'09.267	
3	23.463	27.840	25.394	35.060	1'51.757	208,2	16:37'01.024	
4	23.469	28.070	25.487	34.928	1'51.954	209,4	16:38'52.978	
5	23.126	27.718	25.521	34.781	1'51.146	209,0	16:40'44.124	
6	23.233	27.783	25.380	34.924	1'51.320	212,3	16:42'35.444	
7	23.351	27.912	25.244	36.853	1'53.360	195,0	16:44'28.804	
8	23.525	27.909	25.348	34.979	1'51.761	198,5	16:46'20.565	

9°		83 M. KAWAKAMI (1°51.310)						
Lap	Seg.1	Seg.2	Seg.3	Seg.4	Lap Time	km/h	Local Time	
1		28.173	25.852	34.951	1'56.933	159,0	16:33'14.902	
2	23.905	27.888	25.477	34.703	1'51.973	203,6	16:35'06.875	
3	23.475	27.735	25.472	35.342	1'52.024	203,6	16:36'58.899	
4	24.011	28.027	25.618	34.779	1'52.435	199,2	16:38'51.334	
5	23.533	28.118	25.585	35.160	1'52.396	204,8	16:40'43.730	
6	23.450	27.903	25.384	35.726	1'52.463	208,6	16:42'36.193	
7	23.365	27.611	25.541	36.356	1'52.873	211,4	16:44'29.066	
8	23.643	27.765	25.399	34.762	1'51.569	198,1	16:46'20.635	
9	23.118	27.803	25.262	35.127	1'51.310	204,0	16:48'11.945	
10	23.834	27.791	26.035	35.202	1'52.862	200,7	16:50'04.807	
Race Time 18'46.838								

10°		87 T. KAWAKAMI (1°50.960)						
Lap	Seg.1	Seg.2	Seg.3	Seg.4	Lap Time	km/h	Local Time	
1		28.278	25.913	34.856	1'57.532	163,7	16:33'15.501	
2	23.417	27.950	25.509	34.945	1'51.821	203,2	16:35'07.322	
3	23.892	28.237	25.758	34.616	1'52.503	205,9	16:36'59.825	
4	23.679	28.123	25.782	34.708	1'52.292	203,6	16:38'52.117	
5	23.469	28.092	25.559	35.046	1'52.166	203,6	16:40'44.283	

17/10/2020

P = Pits In/Out - C = Lap Time Cancelled

These data/results cannot be reproduced, stored and/or transmitted in whole or in part by any manner of electronic, mechanical, photocopying, recording, broadcasting or otherwise now known or herein after developed without the previous express consent by the copyright owner, except for reproduction in daily press and regular printed publications on sale to the public within 60 days of the event related to those data/results and always provided that copyright symbol appears together as follows below.

© DORNA WSBK ORGANIZATION Srl 2020



Official Fuel Supplier

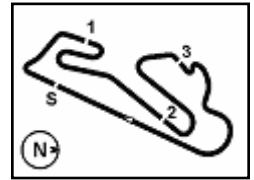


FKR PERUGIA TIMING

Official Tyre Supplier



Official Timekeeper



Pirelli Estoril Round, 16 - 18 October 2020
Chronological Analysis Race 1

Circuito Estoril 4.182 m

Start at 16:31'17.969

2 / 4

6	23.462	28.032	25.512	34.937	1'51.943	207,1	16:42'36.226	3	23.896	28.104	25.537	35.171	1'52.708	201,0	16:37'03.014
7	23.465	27.830	25.513	37.093	1'53.901	204,8	16:44'30.127	4	23.795	27.932	25.503	35.402	1'52.632	204,8	16:38'55.646
8	23.180	27.778	25.548	34.454	1'50.960	202,5	16:46'21.087	5	23.461	28.162	26.100	34.846	1'52.569	204,4	16:40'48.215
9	23.237	27.873	25.355	34.945	1'51.410	203,2	16:48'12.497	6	24.014	28.249	25.623	34.862	1'52.748	203,2	16:42'40.963
10	23.618	27.949	25.875	35.492	1'52.934	205,9	16:50'05.431	7	23.718	28.210	25.851	35.676	1'53.455	199,9	16:44'34.418

Race Time 18'47.462

11° 85 K. SABATUCCI (1'51.301)							
Lap	Seg.1	Seg.2	Seg.3	Seg.4	Lap Time	km/h	Local Time
1		28.748	25.684	34.797	1'58.623	164,4	16:33'16.592
2	23.221	27.999	25.583	34.862	1'51.665	204,8	16:35'08.257
3	23.397	27.957	25.485	34.696	1'51.535	212,7	16:36'59.792
4	23.659	28.034	25.634	34.812	1'52.139	211,8	16:38'51.931
5	23.221	28.092	25.452	35.046	1'51.811	210,2	16:40'43.742
6	23.137	27.729	25.599	34.836	1'51.301	208,2	16:42'35.043
7	23.195	27.781	25.474	35.286	1'51.736	209,4	16:44'26.779
8	23.476	28.024	25.578	35.154	1'52.232	199,2	16:46'19.011
9	23.685	28.265	25.623	35.407	1'52.980	196,0	16:48'11.991
10	24.244	27.895	25.918	35.670	1'53.727	200,7	16:50'05.718

Race Time 18'47.749

12° 61 Y. OKAYA (1'51.865)							
Lap	Seg.1	Seg.2	Seg.3	Seg.4	Lap Time	km/h	Local Time
1		28.127	25.792	35.002	1'57.521	161,8	16:33'15.490
2	23.678	27.981	25.558	34.677	1'51.894	198,1	16:35'07.384
3	23.762	28.096	25.547	34.649	1'52.054	210,2	16:36'59.438
4	23.766	28.205	25.559	34.897	1'52.427	193,9	16:38'51.865
5	23.564	28.031	25.554	35.067	1'52.216	211,8	16:40'44.081
6	23.450	27.672	25.902	35.086	1'52.110	210,6	16:42'36.191
7	23.848	28.122	25.600	37.011	1'54.581	209,4	16:44'30.772
8	23.367	27.995	25.738	34.765	1'51.865	209,8	16:46'22.637
9	23.294	27.995	25.692	35.047	1'52.028	208,2	16:48'14.665
10	23.550	28.230	25.601	35.059	1'52.440	203,2	16:50'07.105

Race Time 18'49.136

13° 43 M. GARCIA (1'51.787)							
Lap	Seg.1	Seg.2	Seg.3	Seg.4	Lap Time	km/h	Local Time
1		28.134	25.563	35.208	1'58.181	159,9	16:33'16.150
2	23.815	28.026	25.515	34.953	1'52.309	202,1	16:35'08.459
3	23.393	28.024	25.585	35.405	1'52.407	209,4	16:37'00.866
4	23.412	27.789	25.681	35.111	1'51.993	208,2	16:38'52.859
5	23.437	27.860	25.477	35.013	1'51.787	208,6	16:40'44.646
6	23.418	27.991	25.498	35.115	1'52.022	205,5	16:42'36.668
7	23.382	27.936	25.400	37.149	1'53.867	207,1	16:44'30.535
8	23.408	28.037	25.681	34.989	1'52.115	208,6	16:46'22.650
9	23.509	28.011	25.501	35.044	1'52.065	209,0	16:48'14.715
10	23.845	28.036	25.837	35.318	1'53.036	200,3	16:50'07.751

Race Time 18'49.782

14° 54 B. SOFUOGLU (1'51.511)							
Lap	Seg.1	Seg.2	Seg.3	Seg.4	Lap Time	km/h	Local Time
1		29.089	25.469	35.301	1'59.821	166,7	16:33'17.790
2	23.450	28.106	25.394	34.752	1'51.702	203,2	16:35'09.492
3	23.374	28.126	25.609	34.678	1'51.787	205,9	16:37'01.279
4	23.368	28.297	25.511	35.113	1'52.289	204,4	16:38'53.568
5	23.205	28.057	25.376	34.873	1'51.511	205,5	16:40'45.079
6	23.299	27.949	25.447	35.111	1'51.806	205,9	16:42'36.885
7	23.335	27.999	25.719	36.192	1'53.245	206,3	16:44'30.130
8	23.373	28.059	25.852	34.783	1'52.067	198,5	16:46'22.197
9	23.406	28.093	25.615	35.285	1'52.399	202,1	16:48'14.596
10	23.799	28.096	25.890	36.098	1'53.883	201,4	16:50'08.479

Race Time 18'50.510

15° 73 J. PEREZ GONZALEZ (1'51.873)							
Lap	Seg.1	Seg.2	Seg.3	Seg.4	Lap Time	km/h	Local Time
1		28.892	25.779	34.924	2'00.068	163,2	16:33'18.037
2	23.508	28.074	25.714	34.973	1'52.269	205,5	16:35'10.306

16° 99 A. HUERTAS (1'52.259)							
Lap	Seg.1	Seg.2	Seg.3	Seg.4	Lap Time	km/h	Local Time
1		28.452	25.709	35.779	1'59.794	166,2	16:33'17.763
2	23.632	28.034	25.657	35.223	1'52.546	203,2	16:35'10.309
3	23.703	27.882	25.819	35.260	1'52.664	201,8	16:37'02.973
4	23.335	27.971	25.584	35.566	1'52.456	207,1	16:38'55.429
5	23.842	28.063	25.635	35.190	1'52.730	198,5	16:40'48.159
6	23.789	28.262	25.588	35.048	1'52.687	198,8	16:42'40.846
7	24.111	27.878	25.571	36.079	1'53.639	196,0	16:44'34.485
8	23.367	28.019	25.924	35.118	1'52.428	197,1	16:46'26.913
9	23.481	27.989	25.513	35.276	1'52.259	202,9	16:48'19.172
10	23.545	27.968	25.623	35.185	1'52.321	195,0	16:50'11.493

Race Time 18'53.524

17° 7 J. GIMBERT (1'51.972)							
Lap	Seg.1	Seg.2	Seg.3	Seg.4	Lap Time	km/h	Local Time
1		28.511	26.028	35.077	2'00.497	163,0	16:33'18.466
2	23.675	28.221	25.850	35.118	1'52.864	202,1	16:35'11.330
3	23.416	28.248	25.652	34.950	1'52.266	207,8	16:37'03.596
4	23.463	28.130	25.534	35.003	1'52.130	206,7	16:38'55.726
5	23.762	28.272	25.734	34.886	1'52.654	202,9	16:40'48.380
6	24.048	28.102	25.740	34.868	1'52.758	199,6	16:42'41.138
7	23.375	28.335	26.160	35.943	1'53.813	206,3	16:44'34.951
8	23.429	28.010	25.592	34.965	1'51.996	204,0	16:46'26.947
9	23.589	28.250	26.112	35.063	1'53.014	201,0	16:48'19.961
10	23.370	28.014	25.491	35.097	1'51.972	205,9	16:50'11.933

Race Time 18'53.964

18° 72 A. DIAZ (1'52.197)							
Lap	Seg.1	Seg.2	Seg.3	Seg.4	Lap Time	km/h	Local Time
1		29.297	26.156	35.197	2'01.355	165,2	16:33'19.324
2	23.626	28.519	25.927	35.159	1'53.231	204,4	16:35'12.555
3	23.905	28.291	25.677	35.010	1'52.883	199,6	16:37'05.438
4	23.728	28.828	25.826	35.154	1'53.536	206,3	16:38'58.974
5	23.784	28.183	25.482	35.515	1'52.964	199,6	16:40'51.938
6	23.811	28.331	25.747	35.420	1'53.309	196,7	16:42'45.247
7	23.803	28.376	25.613	36.175	1'53.967	195,0	16:44'39.214
8	23.797	28.490	25.597	35.372	1'53.256	193,9	16:46'32.470
9	23.713	28.079	25.602	34.803	1'52.197	200,3	16:48'24.667
10	23.737	28.282	25.594	35.365	1'52.978	196,4	16:50'17.645

Race Time 18'59.676

19° 25 A. KROH (1'51.953)							
Lap	Seg.1	Seg.2	Seg.3	Seg.4	Lap Time	km/h	Local Time
1		28.988	25.856	34.827	2'00.507	165,9	16:33'18.476
2	23.498	27.906	25.576	34.973	1'51.953	203,2	16:35'10.429
3	23.242	28.182	25.730	35.155	1'52.309	207,8	16:37'02.738
4	23.708	28.001	25.657	35.329	1'52.695	201,0	16:38'55.433
5	23.686	28.101	25.963	34.947	1'52.697	200,7	16:40'48.130
6	23.636	28.366	25.798	34.972	1'52.772	201,4	16:42'40.902
7	23.997	28.203	26.143	36.914	1'55.257	200,7	16:44'36.159
8	23.995	28.371	26.108	35.896	1'54.370	197,8	16:46'30.529
9	24.010	28.397	25.884	35.913	1'54.204	195,3	16:48'24.733
10	23.884	28.121	25.749	35.216	1'52.970	201,4	16:50'17.703

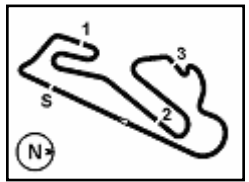
Race Time 18'59.734

17/10/2020 P = Pits In/Out - C = Lap Time Cancelled

These data/results cannot be reproduced, stored and/or transmitted in whole or in part by any manner of electronic, mechanical, photocopying, recording, broadcasting or otherwise now known or herein after developed without the previous express consent by the copyright owner, except for reproduction in daily press and regular printed publications on sale to the public within 60 days of the event related to those data/results and always provided that copyright symbol appears together as follows below.

© DORNA WSBK ORGANIZATION Srl 2020





Pirelli Estoril Round, 16 - 18 October 2020
Chronological Analysis Race 1

Circuito Estoril 4.182 m

Start at 16:31'17.969

3 / 4

20° 98 T. BERCOT (1'52.313)							
Lap	Seg.1	Seg.2	Seg.3	Seg.4	Lap Time	km/h	Local Time
1		29.259	26.598	35.513	2'01.819	166,2	16:33'19.788
2	23.949	28.437	25.842	35.248	1'53.476	206,7	16:35'13.264
3	23.630	28.180	25.808	35.262	1'52.880	207,8	16:37'06.144
4	23.939	28.320	25.809	35.169	1'53.237	203,2	16:38'59.381
5	23.794	28.368	25.638	35.403	1'53.203	204,4	16:40'52.584
6	23.794	28.367	25.690	35.223	1'53.074	201,4	16:42'45.658
7	23.934	28.247	25.624	36.259	1'54.064	200,3	16:44'39.722
8	23.665	28.173	25.761	35.043	1'52.642	199,6	16:46'32.364
9	23.655	28.186	25.395	35.077	1'52.313	198,8	16:48'24.677
10	24.108	28.070	25.878	34.985	1'53.041	196,4	16:50'17.718
Race Time 18'59.749							

9	24.294	28.263	26.115	35.301	1'53.973	194,6	16:48'37.636
10	24.056	28.326	26.203	35.209	1'53.794	199,2	16:50'31.430
Race Time 19'13.461							

21° 3 M. GAGGI (1'53.637)							
Lap	Seg.1	Seg.2	Seg.3	Seg.4	Lap Time	km/h	Local Time
1		29.908	26.436	35.449	2'03.357	172,7	16:33'21.326
2	24.041	28.450	26.356	35.353	1'54.200	201,0	16:35'15.526
3	23.696	28.443	26.151	35.436	1'53.726	206,7	16:37'09.252
4	24.111	28.674	26.220	35.649	1'54.654	199,6	16:39'03.906
5	24.365	28.417	26.327	35.876	1'54.985	198,5	16:40'58.891
6	24.075	28.570	26.294	35.658	1'54.597	197,8	16:42'53.488
7	24.341	28.358	25.993	36.611	1'55.303	196,4	16:44'48.791
8	24.171	28.409	26.345	35.784	1'54.709	197,1	16:46'43.500
9	24.164	28.377	26.111	35.285	1'53.937	195,3	16:48'37.437
10	23.845	28.498	26.139	35.155	1'53.637	198,5	16:50'31.074
Race Time 19'13.105							

25° 26 M. GENNAI (1'52.146)							
Lap	Seg.1	Seg.2	Seg.3	Seg.4	Lap Time	km/h	Local Time
1		29.988	25.755	34.935	2'01.281	166,4	16:33'19.250
2	23.870	42.451	26.036	35.626	2'07.983	200,3	16:35'27.233
3	24.387	28.686	25.730	35.461	1'54.264	191,3	16:37'21.497
4	24.088	28.540	25.833	35.526	1'53.987	191,6	16:39'15.484
5	24.023	28.449	25.691	35.400	1'53.563	192,6	16:41'09.047
6	23.640	28.267	25.650	35.319	1'52.876	193,3	16:43'01.923
7	23.823	28.205	25.650	35.513	1'53.191	191,6	16:44'55.114
8	23.702	28.222	25.594	35.275	1'52.793	191,9	16:46'47.907
9	23.827	28.078	25.556	35.045	1'52.506	190,6	16:48'40.413
10	23.694	28.061	25.298	35.093	1'52.146	193,3	16:50'32.559
Race Time 19'14.590							

22° 24 D. BLIN (1'52.981)							
Lap	Seg.1	Seg.2	Seg.3	Seg.4	Lap Time	km/h	Local Time
1		30.230	26.838	35.457	2'03.421	170,0	16:33'21.390
2	23.727	28.477	25.870	35.474	1'53.548	200,7	16:35'14.938
3	23.879	28.542	28.134	35.525	1'56.080	197,1	16:37'11.018
4	23.858	28.455	25.641	35.027	1'52.981	195,0	16:39'03.999
5	24.416	28.409	26.170	35.893	1'54.888	198,1	16:40'58.887
6	24.124	28.607	26.304	35.635	1'54.670	192,3	16:42'53.557
7	23.970	28.441	25.730	36.880	1'55.021	197,4	16:44'48.578
8	24.549	28.425	26.315	35.729	1'55.018	188,0	16:46'43.596
9	23.717	28.484	25.611	35.678	1'53.490	197,8	16:48'37.086
10	24.294	28.474	25.701	35.599	1'54.068	187,3	16:50'31.154
Race Time 19'13.185							

26° 59 A. ZANCA (1'54.477)							
Lap	Seg.1	Seg.2	Seg.3	Seg.4	Lap Time	km/h	Local Time
1		31.014	26.495	35.824	2'05.112	172,1	16:33'23.081
2	23.880	28.730	26.161	35.768	1'54.539	204,4	16:35'17.620
3	24.191	28.938	26.173	35.821	1'55.123	200,3	16:37'12.743
4	24.100	28.640	26.019	35.718	1'54.477	201,8	16:39'07.220
5	24.094	28.682	26.065	35.969	1'54.810	201,8	16:41'02.030
6	24.224	29.013	26.279	36.444	1'55.960	199,6	16:42'57.990
7	24.462	29.026	26.441	37.470	1'57.399	194,3	16:44'55.389
8	24.058	28.821	26.515	36.544	1'55.938	195,7	16:46'51.327
9	24.454	29.011	26.666	36.579	1'56.710	193,9	16:48'48.037
10	24.576	29.341	26.746	36.754	1'57.417	192,6	16:50'45.454
Race Time 19'27.485							

23° 33 O. NUNEZ ROLDAN (1'53.722)							
Lap	Seg.1	Seg.2	Seg.3	Seg.4	Lap Time	km/h	Local Time
1		31.423	26.340	35.840	2'04.909	166,9	16:33'22.878
2	24.293	28.731	26.338	35.620	1'54.982	193,6	16:35'17.860
3	23.977	28.784	25.992	35.718	1'54.471	201,8	16:37'12.331
4	24.052	28.478	25.810	35.700	1'54.404	194,3	16:39'06.371
5	23.967	28.395	25.676	35.726	1'53.764	194,3	16:41'00.135
6	23.875	28.364	25.807	35.708	1'53.754	194,3	16:42'53.889
7	24.182	28.460	25.989	36.747	1'55.378	196,7	16:44'49.267
8	23.999	28.345	26.350	35.651	1'54.345	193,6	16:46'43.612
9	24.098	28.269	25.820	35.535	1'53.722	194,6	16:48'37.334
10	24.148	28.428	26.052	35.448	1'54.076	192,9	16:50'31.410
Race Time 19'13.441							

RET 2 A. CARRION (1'51.747)							
Lap	Seg.1	Seg.2	Seg.3	Seg.4	Lap Time	km/h	Local Time
1		29.433	26.427	34.799	2'01.826	172,7	16:33'19.795
2	23.487	28.318	26.008	34.990	1'52.803	212,3	16:35'12.598
3	23.516	28.113	25.509	34.994	1'52.132	204,0	16:37'04.730
4	23.447	28.059	25.534	34.928	1'51.968	200,3	16:38'56.698
5	23.424	27.838	25.799	34.686	1'51.747	203,2	16:40'48.445
6	23.412	28.250	25.479	35.382	1'52.523	205,9	16:42'40.968
7	52.283	31.621	33.339	58.881	2'56.124P	202,9	16:45'37.092
Race Time 14'19.123							

24° 23 S. MARKARIAN (1'53.595)							
Lap	Seg.1	Seg.2	Seg.3	Seg.4	Lap Time	km/h	Local Time
1		30.515	26.019	35.635	2'03.872	165,9	16:33'21.841
2	23.836	28.240	25.972	35.547	1'53.595	204,0	16:35'15.436
3	23.815	28.097	26.033	35.904	1'53.849	202,9	16:37'09.285
4	24.202	28.562	26.317	35.505	1'54.586	202,5	16:39'03.871
5	24.206	28.488	25.993	36.312	1'54.999	196,4	16:40'58.870
6	24.453	28.360	26.355	35.506	1'54.674	192,9	16:42'53.544
7	24.367	28.474	25.902	36.540	1'55.283	194,3	16:44'48.827
8	23.912	28.651	26.108	36.165	1'54.836	198,5	16:46'43.663

RET 10 U. ORRADRE (1'51.511)							
Lap	Seg.1	Seg.2	Seg.3	Seg.4	Lap Time	km/h	Local Time
1		28.153	25.898	35.199	1'57.485	161,8	16:33'15.454
2	23.928	28.132	25.566	34.699	1'52.325	200,7	16:35'07.779
3	23.674	28.062	25.846	35.434	1'53.016	207,1	16:37'00.795
4	23.340	27.710	25.756	34.980	1'51.786	204,0	16:38'52.581
5	23.151	27.913	25.440	35.007	1'51.511	208,2	16:40'44.092
6	23.486	27.887	25.418	35.224	1'52.015	207,8	16:42'36.107
7	23.295	27.691	25.366	2'02.766	3'19.118P	207,8	16:45'55.225
Race Time 14'37.256							

RET 22 N. KALININ (1'51.312)							
Lap	Seg.1	Seg.2	Seg.3	Seg.4	Lap Time	km/h	Local Time
1		28.464	26.096	34.792	1'56.732	154,7	16:33'14.701
2	23.386	28.014	25.500	34.989	1'51.889	201,4	16:35'06.590
3	24.218	27.782	25.767	35.027	1'52.794	196,0	16:36'59.384
4	23.634	28.366	25.399	34.769	1'52.168	197,8	16:38'51.552
5	23.378	28.007	25.388	35.004	1'51.777	207,5	16:40'43.329
6	23.246	27.776	25.640	34.650	1'51.312	205,1	16:42'34.641
Race Time 11'16.672							

RET 53 P. SVOBODA (1'52.419)							
Lap	Seg.1	Seg.2	Seg.3	Seg.4	Lap Time	km/h	Local Time
1		30.133	26.314	34.986	2'01.772	162,5	16:33'19.741
2	23.769	28.494	25.808	34.852	1'52.923	211,4	16:35'12.664

17/10/2020

P = Pits In/Out - C = Lap Time Cancelled

These data/results cannot be reproduced, stored and/or transmitted in whole or in part by any manner of electronic, mechanical, photocopying, recording, broadcasting or otherwise now known or herein after developed without the previous express consent by the copyright owner, except for reproduction in daily press and regular printed publications on sale to the public within 60 days of the event related to those data/results and always provided that copyright symbol appears together as follows below.

© DORNA WSBK ORGANIZATION Srl 2020

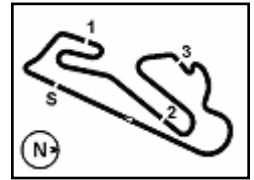
Official Fuel Supplier

Official Tyre Supplier

FKR PERUGIA TIMING

Official Timekeeper

SWISS WATCHES SINCE 1853



Pirelli Estoril Round, 16 - 18 October 2020

Chronological Analysis Race 1

Start at 16:31'17.969

3	23.301	28.281	25.827	35.010	1'52.419	206,7	16:37'05.083
4	23.835	28.772	25.550	35.070	1'53.227	201,0	16:38'58.310
Race Time 7'40,341							

RET 71 T. EDWARDS (1'52.455)							
Lap	Seg.1	Seg.2	Seg.3	Seg.4	Lap Time	km/h	Local Time
1		28.300	25.692	35.013	1'58.174	163,9	16:33'16.143
2	24.168	27.928	25.813	34.792	1'52.701	203,2	16:35'08.844
3	23.520	28.094	25.699	35.142	1'52.455	206,3	16:37'01.299
4	23.658	28.668	25.666	1'28.053	2'46.045P	203,2	16:39'47.344
Race Time 8'29.375							

RET 44 T. BRAMICH (1'52.704)							
Lap	Seg.1	Seg.2	Seg.3	Seg.4	Lap Time	km/h	Local Time
1		30.420	26.109	35.120	2'01.748	170,8	16:33'19.717
2	23.360	28.296	25.893	35.285	1'52.834	212,7	16:35'12.551
3	23.733	28.238	25.755	34.978	1'52.704	204,8	16:37'05.255
Race Time 5'47.286							

RET 27 F. ROVELLI							
Lap	Seg.1	Seg.2	Seg.3	Seg.4	Lap Time	km/h	Local Time
1		32.509	29.767	49.629	2'26.994P	165,7	16:33'44.963
Race Time 2'26.994							

17/10/2020 P = Pits In/Out - C = Lap Time Cancelled

These data/results cannot be reproduced, stored and/or transmitted in whole or in part by any manner of electronic, mechanical, photocopying, recording, broadcasting or otherwise now known or herein after developed without the previous express consent by the copyright owner, except for reproduction in daily press and regular printed publications on sale to the public within 60 days of the event related to those data/results and always provided that copyright symbol appears together as follows below.

© DORNA WSBK ORGANIZATION Srl 2020

