

Pirelli Estoril Round, 16 - 18 October 2020

Chronological Analysis Race 2

Circuito Estoril 4.182 m

Start at 12:31'16.348

1 / 4

1° 17 K. MEUFFELS (1'51.162)							
Lap	Seg.1	Seg.2	Seg.3	Seg.4	Lap Time	km/h	Local Time
1		27.945	26.240	34.716	1'57.069	159,4	12:33'13.417
2	23.284	27.937	25.731	34.724	1'51.676	204,8	12:35'05.093
3	23.700	27.752	25.267	35.053	1'51.772	200,7	12:36'56.865
4	23.421	28.093	25.186	34.635	1'51.335	200,7	12:38'48.200
5	23.562	28.168	25.666	34.812	1'52.208	201,8	12:40'40.408
6	23.547	27.979	25.349	34.472	1'51.347	202,1	12:42'31.755
7	23.303	28.049	25.446	35.155	1'51.953	199,2	12:44'23.708
8	23.773	27.828	25.314	34.444	1'51.359	202,9	12:46'15.067
9	23.142	27.892	25.063	35.065	1'51.162	203,2	12:48'06.229
10	23.185	28.257	25.277	34.658	1'51.377	201,4	12:49'57.606
						Race Time 18'41.258	

6° 61 Y. OKAYA (1'51.429)							
Lap	Seg.1	Seg.2	Seg.3	Seg.4	Lap Time	km/h	Local Time
1		28.112	26.116	34.874	1'57.628	163,0	12:33'13.976
2	23.333	27.714	25.919	34.593	1'51.559	209,8	12:35'05.535
3	23.716	27.877	25.510	34.592	1'51.695	204,4	12:36'57.230
4	23.641	27.661	25.514	34.613	1'51.429	203,6	12:38'48.659
5	23.379	27.869	25.544	34.892	1'51.684	208,2	12:40'40.343
6	23.771	27.892	25.723	34.574	1'51.960	198,8	12:42'32.303
7	23.140	27.849	25.824	34.848	1'51.661	206,3	12:44'23.964
8	23.355	27.997	25.772	34.728	1'51.852	211,4	12:46'15.816
9	23.442	28.217	25.941	34.611	1'52.211	211,8	12:48'08.027
10	22.947	27.794	25.851	35.030	1'51.622	207,1	12:49'59.649
						Race Time 18'43.301	

2° 46 S. DI SORA (1'51.257)							
Lap	Seg.1	Seg.2	Seg.3	Seg.4	Lap Time	km/h	Local Time
1		28.385	25.303	34.877	1'56.839	156,7	12:33'13.187
2	23.848	27.772	25.853	34.668	1'52.141	199,6	12:35'05.328
3	23.196	28.071	25.402	34.935	1'51.604	207,8	12:36'56.932
4	23.113	28.243	25.125	34.918	1'51.399	200,7	12:38'48.331
5	23.299	28.263	25.460	35.078	1'52.100	205,9	12:40'40.431
6	23.805	27.831	25.351	34.734	1'51.721	203,2	12:42'32.152
7	23.519	27.922	25.188	35.120	1'51.749	203,6	12:44'23.901
8	23.166	28.078	25.063	34.950	1'51.257	208,6	12:46'15.158
9	23.339	27.898	25.040	35.012	1'51.289	201,0	12:48'06.447
10	23.121	28.039	25.236	34.982	1'51.378	206,7	12:49'57.825
						Race Time 18'41.477	

7° 22 N. KALININ (1'50.598)							
Lap	Seg.1	Seg.2	Seg.3	Seg.4	Lap Time	km/h	Local Time
1		28.453	25.623	35.315	1'56.844	155,6	12:33'13.192
2	24.059	28.085	25.846	35.065	1'53.055	197,4	12:35'06.247
3	23.389	28.063	25.471	34.873	1'51.796	205,1	12:36'58.043
4	23.627	27.905	25.430	35.186	1'52.148	207,5	12:38'50.191
5	23.950	27.898	25.477	34.889	1'52.214	199,9	12:40'42.405
6	23.387	27.773	25.425	35.014	1'51.599	207,8	12:42'34.004
7	22.998	27.842	25.268	34.490	1'50.598	208,6	12:44'24.602
8	23.505	28.530	25.718	34.605	1'52.358	211,0	12:46'16.960
9	23.083	27.950	25.655	34.671	1'51.359	203,6	12:48'08.319
10	23.393	27.876	25.261	34.827	1'51.357	207,5	12:49'59.676
						Race Time 18'43.328	

3° 8 M. PEREZ (1'51.149)							
Lap	Seg.1	Seg.2	Seg.3	Seg.4	Lap Time	km/h	Local Time
1		28.197	25.751	35.050	1'56.729	156,0	12:33'13.077
2	23.491	28.020	25.690	34.793	1'51.994	198,5	12:35'05.071
3	23.842	27.879	25.563	34.845	1'52.129	199,9	12:36'57.200
4	23.288	27.906	25.448	34.579	1'51.221	207,8	12:38'48.421
5	23.160	28.266	25.395	35.227	1'52.048	204,0	12:40'40.469
6	24.039	28.231	25.514	34.951	1'52.735	200,7	12:42'33.204
7	23.159	27.823	25.310	34.857	1'51.149	206,3	12:44'24.353
8	23.496	27.953	25.684	34.971	1'52.104	213,1	12:46'16.457
9	23.075	27.998	26.189	34.437	1'51.699	206,7	12:48'08.156
10	23.088	27.841	25.600	34.670	1'51.199	210,2	12:49'59.355
						Race Time 18'43.007	

8° 85 K. SABATUCCI (1'50.950)							
Lap	Seg.1	Seg.2	Seg.3	Seg.4	Lap Time	km/h	Local Time
1		28.280	25.765	35.538	1'58.486	165,7	12:33'14.834
2	23.056	28.216	25.567	35.067	1'51.906	211,0	12:35'06.740
3	23.201	27.952	25.551	34.882	1'51.586	210,2	12:36'58.326
4	23.433	28.073	25.509	34.819	1'51.834	210,6	12:38'50.160
5	23.429	27.931	25.609	34.781	1'51.750	205,1	12:40'41.910
6	23.195	27.868	25.778	35.070	1'51.911	204,8	12:42'33.821
7	23.343	27.850	25.251	34.506	1'50.950	208,2	12:44'24.771
8	23.533	27.966	25.318	34.869	1'51.686	207,8	12:46'16.457
9	23.192	27.950	25.450	34.728	1'51.320	210,6	12:48'07.777
10	23.855	27.775	25.419	34.972	1'52.021	201,0	12:49'59.798
						Race Time 18'43.450	

4° 54 B. SOFUOGLU (1'50.850)							
Lap	Seg.1	Seg.2	Seg.3	Seg.4	Lap Time	km/h	Local Time
1		28.387	25.594	35.361	1'58.929	167,9	12:33'15.277
2	23.104	28.282	25.559	34.877	1'51.822	209,8	12:35'07.099
3	23.201	27.989	25.430	34.930	1'51.550	209,8	12:36'58.649
4	23.489	28.126	25.219	35.018	1'51.852	211,0	12:38'50.501
5	23.352	27.865	25.118	34.515	1'50.850	207,5	12:40'41.351
6	23.194	28.028	25.536	34.758	1'51.516	207,1	12:42'32.867
7	23.369	27.864	25.251	34.972	1'51.456	204,0	12:44'24.323
8	23.298	28.199	25.444	34.596	1'51.537	210,2	12:46'16.860
9	23.354	28.188	25.723	34.641	1'51.906	210,2	12:48'07.766
10	23.363	27.744	25.230	35.319	1'51.656	204,0	12:49'59.422
						Race Time 18'43.074	

9° 6 J. BUIS (1'50.647)							
Lap	Seg.1	Seg.2	Seg.3	Seg.4	Lap Time	km/h	Local Time
1		28.402	25.753	35.287	1'58.719	166,2	12:33'15.067
2	23.229	28.268	26.181	36.839	1'54.517	216,9	12:35'09.584
3	23.224	27.686	25.960	34.910	1'51.780	209,4	12:37'01.364
4	23.213	28.176	25.438	34.869	1'51.696	212,7	12:38'53.060
5	23.490	27.917	25.245	34.677	1'51.329	204,8	12:40'44.389
6	23.219	27.773	25.218	34.437	1'50.647	205,9	12:42'35.036
7	23.213	27.898	25.311	34.718	1'51.140	213,1	12:44'26.176
8	23.321	27.801	25.174	34.560	1'50.856	202,9	12:46'17.032
9	23.224	28.002	25.632	34.950	1'51.808	209,0	12:48'08.840
10	23.243	27.933	25.188	34.703	1'51.067	207,8	12:49'59.907
						Race Time 18'43.559	

5° 83 M. KAWAKAMI (1'51.345)							
Lap	Seg.1	Seg.2	Seg.3	Seg.4	Lap Time	km/h	Local Time
1		28.115	25.668	35.006	1'56.810	155,8	12:33'13.158
2	23.630	27.974	25.749	34.845	1'52.198	200,3	12:35'05.356
3	23.291	28.042	25.419	35.127	1'51.879	209,8	12:36'57.235
4	23.737	27.679	25.613	34.631	1'51.660	206,7	12:38'48.895
5	23.292	27.965	25.667	35.002	1'51.926	209,8	12:40'40.821
6	23.464	28.161	25.344	34.376	1'51.345	209,8	12:42'32.166
7	23.350	27.807	25.543	35.075	1'51.775	201,4	12:44'23.941
8	23.291	28.127	25.487	34.659	1'51.564	210,2	12:46'15.505

10° 99 A. HUERTAS (1'51.046)							
Lap	Seg.1	Seg.2	Seg.3	Seg.4	Lap Time	km/h	Local Time
1		28.363	26.260	35.445	1'59.384	162,5	12:33'15.732
2	23.190	27.781	25.777	35.117	1'51.865	205,1	12:35'07.597
3	23.204	28.012	25.448	35.052	1'51.716	207,1	12:36'59.313
4	23.098	27.842	25.667	35.194	1'51.801	205,9	12:38'51.114
5	23.353	27.848	25.301	34.733	1'51.235	207,1	12:40'42.349

18/10/2020 P = Pits In/Out - C = Lap Time Cancelled

These data/results cannot be reproduced, stored and/or transmitted in whole or in part by any manner of electronic, mechanical, photocopying, recording, broadcasting or otherwise now known or herein after developed without the previous express consent by the copyright owner, except for reproduction in daily press and regular printed publications on sale to the public within 60 days of the event related to those data/results and always provided that copyright symbol appears together as follows below.

© DORNA WSBK ORGANIZATION Srl 2020



Official Fuel Supplier



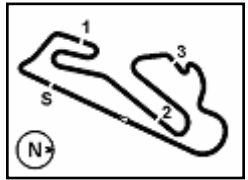
FKR PERUGIA TIMING

Official Tyre Supplier



SWISS WATCHES SINCE 1853

Official Timekeeper



Pirelli Estoril Round, 16 - 18 October 2020

Chronological Analysis Race 2

Circuito Estoril 4.182 m

Start at 12:31'16.348

2 / 4

6	23.213	27.757	25.256	35.318	1'51.544	201,8	12:42'33.893	3	23.311	27.953	25.580	34.864	1'51.708	208,6	12:36'59.949
7	23.392	27.794	25.343	34.558	1'51.087	205,5	12:44'24.980	4	23.242	28.111	25.631	34.949	1'51.933	206,7	12:38'51.882
8	23.266	28.298	25.577	34.850	1'51.991	207,5	12:46'16.971	5	23.230	27.943	25.482	34.739	1'51.394	206,7	12:40'43.276
9	23.471	28.071	25.461	35.274	1'52.277	207,5	12:48'09.248	6	23.583	27.666	25.597	35.011	1'51.857	202,9	12:42'35.133
10	23.014	27.817	25.591	34.624	1'51.046	203,2	12:50'00.294	7	23.380	28.072	25.808	34.902	1'52.162	204,8	12:44'27.295

Race Time 18'43.946

Race Time 18'47.286

11° 26 M. GENNAI (1'50.671)

Lap	Seg.1	Seg.2	Seg.3	Seg.4	Lap Time	km/h	Local Time
1		29.088	26.229	35.327	2'00.860	166,9	12:33'17.208
2	23.204	27.925	25.492	35.005	1'51.626	207,1	12:35'08.834
3	22.991	27.871	25.502	34.715	1'51.079	207,5	12:36'59.913
4	23.405	27.990	25.400	34.563	1'51.358	203,6	12:38'51.271
5	23.382	28.376	25.693	34.559	1'52.010	212,3	12:40'43.281
6	23.316	27.825	25.348	34.926	1'51.415	203,2	12:42'34.696
7	23.244	28.158	25.941	34.585	1'51.928	207,1	12:44'26.624
8	23.248	28.003	25.285	35.080	1'51.616	209,8	12:46'18.240
9	23.448	27.918	25.121	34.946	1'51.433	198,5	12:48'09.673
10	23.320	27.710	25.268	34.373	1'50.671	207,8	12:50'00.344

Race Time 18'43.996

16° 95 S. DEROUÉ (1'51.667)

Lap	Seg.1	Seg.2	Seg.3	Seg.4	Lap Time	km/h	Local Time
1		28.311	25.800	35.541	1'58.687	166,4	12:33'15.035
2	23.094	28.217	25.489	35.066	1'51.866	215,6	12:35'06.901
3	23.607	28.223	25.150	34.898	1'51.878	207,1	12:36'58.779
4	23.785	28.061	25.393	35.102	1'52.341	215,6	12:38'51.120
5	23.669	28.119	25.404	34.682	1'51.874	208,6	12:40'42.994
6	23.435	27.981	25.508	34.743	1'51.667	211,8	12:42'34.661
7	23.307	28.166	25.488	34.843	1'51.804	206,3	12:44'26.465
8	23.339	27.989	25.229	35.367	1'51.924	207,1	12:46'18.389
9	23.565	28.034	25.634	34.971	1'52.204	204,4	12:48'10.593
10	23.382	28.301	25.746	35.702	1'53.131	209,0	12:50'03.724

Race Time 18'47.376

12° 43 M. GARCIA (1'51.291)

Lap	Seg.1	Seg.2	Seg.3	Seg.4	Lap Time	km/h	Local Time
1		28.277	25.805	34.768	1'57.156	162,2	12:33'13.504
2	23.438	28.056	25.738	34.754	1'51.986	209,4	12:35'05.490
3	23.531	27.946	25.178	35.078	1'51.733	207,5	12:36'57.223
4	23.858	27.989	25.753	35.336	1'52.936	205,9	12:38'50.159
5	23.309	28.088	25.425	34.645	1'51.467	205,5	12:40'41.626
6	23.297	27.963	25.626	34.845	1'51.731	207,5	12:42'33.357
7	23.178	27.820	25.297	34.996	1'51.291	209,4	12:44'24.648
8	23.507	28.100	25.592	34.892	1'52.091	212,7	12:46'16.739
9	23.144	28.107	25.796	35.498	1'52.545	208,6	12:48'09.284
10	23.234	28.125	25.566	34.866	1'51.791	203,6	12:50'01.075

Race Time 18'44.727

17° 53 P. SVOBODA (1'52.090)

Lap	Seg.1	Seg.2	Seg.3	Seg.4	Lap Time	km/h	Local Time
1		29.453	26.150	34.534	1'59.678	163,9	12:33'16.026
2	23.528	28.140	25.775	35.335	1'52.778	213,1	12:35'08.804
3	23.481	28.237	25.679	34.804	1'52.201	207,8	12:37'01.005
4	23.532	28.653	25.513	35.002	1'52.700	202,5	12:38'53.705
5	23.579	28.020	25.511	34.980	1'52.090	203,2	12:40'45.795
6	23.888	28.474	25.975	34.758	1'53.095	193,9	12:42'38.890
7	23.708	28.576	25.808	35.210	1'53.302	200,7	12:44'32.192
8	23.402	28.288	25.557	35.054	1'52.301	209,8	12:46'24.493
9	23.713	28.347	25.457	35.038	1'52.555	199,9	12:48'17.048
10	23.635	28.383	25.632	34.930	1'52.580	199,2	12:50'09.628

Race Time 18'53.280

13° 10 U. ORRADRE (1'51.453)

Lap	Seg.1	Seg.2	Seg.3	Seg.4	Lap Time	km/h	Local Time
1		28.122	25.899	34.999	1'57.617	162,7	12:33'13.965
2	23.602	27.905	25.599	35.103	1'52.209	210,2	12:35'06.174
3	23.152	27.911	25.633	34.984	1'51.680	206,7	12:36'57.854
4	23.424	27.788	25.412	35.601	1'52.225	204,0	12:38'50.079
5	23.912	27.779	25.566	35.075	1'52.332	202,5	12:40'42.411
6	23.743	27.691	25.467	35.229	1'52.130	209,0	12:42'34.544
7	23.852	27.979	25.492	34.723	1'52.046	204,8	12:44'26.587
8	23.122	27.716	25.287	35.523	1'51.648	210,6	12:46'18.235
9	23.167	27.777	25.182	35.327	1'51.453	205,5	12:48'09.688
10	23.131	27.896	25.740	35.332	1'52.099	213,9	12:50'01.787

Race Time 18'45.439

18° 72 A. DIAZ (1'51.752)

Lap	Seg.1	Seg.2	Seg.3	Seg.4	Lap Time	km/h	Local Time
1		28.743	26.745	35.232	2'01.401	167,7	12:33'17.749
2	23.638	28.449	25.579	35.123	1'52.789	210,2	12:35'10.538
3	23.573	28.027	25.546	34.982	1'52.128	211,0	12:37'02.666
4	23.662	28.084	25.416	35.057	1'52.219	211,4	12:38'54.885
5	23.499	28.073	25.332	34.848	1'51.752	201,4	12:40'46.637
6	23.404	28.096	25.750	35.033	1'52.283	202,9	12:42'38.920
7	23.958	28.285	25.515	35.354	1'53.112	201,4	12:44'32.032
8	23.309	28.347	25.384	35.351	1'52.391	203,6	12:46'24.423
9	23.935	28.172	25.265	35.307	1'52.679	200,7	12:48'17.102
10	23.455	28.514	25.368	35.276	1'52.613	204,0	12:50'09.715

Race Time 18'53.367

14° 87 T. KAWAKAMI (1'51.402)

Lap	Seg.1	Seg.2	Seg.3	Seg.4	Lap Time	km/h	Local Time
1		28.473	25.722	35.608	1'58.435	163,2	12:33'14.783
2	23.263	28.505	25.851	34.890	1'52.509	213,5	12:35'07.292
3	23.367	28.149	25.301	34.737	1'51.554	213,1	12:36'58.846
4	23.480	27.922	25.553	34.688	1'51.643	210,6	12:38'50.489
5	24.060	28.298	25.277	34.574	1'52.209	201,8	12:40'42.698
6	23.614	27.845	25.399	35.233	1'52.091	209,8	12:42'34.789
7	23.329	28.248	25.899	34.670	1'52.146	208,2	12:44'26.935
8	23.094	27.888	25.338	35.082	1'51.402	207,5	12:46'18.337
9	23.226	27.690	25.427	35.128	1'51.471	202,1	12:48'09.808
10	23.117	28.309	25.403	35.156	1'51.985	210,2	12:50'01.793

Race Time 18'45.445

19° 44 T. BRAMICH (1'52.060)

Lap	Seg.1	Seg.2	Seg.3	Seg.4	Lap Time	km/h	Local Time
1		28.516	26.560	35.336	2'01.269	169,7	12:33'17.617
2	23.491	28.143	25.751	35.315	1'52.700	214,3	12:35'10.317
3	23.602	28.114	25.847	34.825	1'52.388	207,1	12:37'02.705
4	23.808	28.191	25.665	34.917	1'52.581	208,2	12:38'55.286
5	23.537	28.305	25.664	35.003	1'52.509	205,1	12:40'47.795
6	23.678	28.189	25.812	35.202	1'52.881	202,5	12:42'40.676
7	23.623	28.164	25.385	34.977	1'52.149	202,1	12:44'32.825
8	23.526	28.100	25.908	35.218	1'52.752	206,3	12:46'25.577
9	23.471	28.041	25.674	34.874	1'52.060	207,5	12:48'17.637
10	23.573	28.124	25.744	34.883	1'52.324	202,5	12:50'09.961

Race Time 18'53.613

18/10/2020 P = Pits In/Out - C = Lap Time Cancelled

These data/results cannot be reproduced, stored and/or transmitted in whole or in part by any manner of electronic, mechanical, photocopying, recording, broadcasting or otherwise now known or herein after developed without the previous express consent by the copyright owner, except for reproduction in daily press and regular printed publications on sale to the public within 60 days of the event related to those data/results and always provided that copyright symbol appears together as follows below.

© DORNA WSBK ORGANIZATION Srl 2020



Official Fuel Supplier

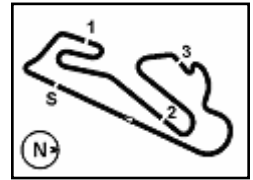


FKR PERGOIA TIMING

Official Tyre Supplier



Official Timekeeper


Pirelli Estoril Round, 16 - 18 October 2020
Chronological Analysis Race 2

Circuito Estoril 4.182 m

Start at 12:31'16.348

3 / 4

20° 7 J. GIMBERT (1'51.874)							
Lap	Seg.1	Seg.2	Seg.3	Seg.4	Lap Time	km/h	Local Time
1		29.332	26.463	35.120	2'00.797	165,9	12:33'17.145
2	23.374	28.007	25.535	35.642	1'52.558	205,9	12:35'09.703
3	23.401	28.193	25.637	34.999	1'52.230	202,9	12:37'01.933
4	23.100	28.331	25.568	34.875	1'51.874	208,2	12:38'53.807
5	23.201	28.151	25.502	35.143	1'51.997	207,8	12:40'45.804
6	24.039	28.235	25.656	35.148	1'53.078	190,9	12:42'38.882
7	23.827	28.385	25.534	35.312	1'53.058	201,8	12:44'31.940
8	23.754	28.403	25.465	34.994	1'52.616	197,1	12:46'24.556
9	23.888	28.435	25.531	35.120	1'52.974	203,6	12:48'17.530
10	23.364	28.366	25.972	34.790	1'52.492	208,2	12:50'10.022
Race Time 18'53.674							

25° 23 S. MARKARIAN (1'53.057)											
Lap	Seg.1	Seg.2	Seg.3	Seg.4	Lap Time	km/h	Local Time				
9					23.806	29.811	26.570	35.962	1'56.149	199,2	12:48'32.461
10					23.804	28.579	26.051	35.812	1'54.246	198,8	12:50'26.707
Race Time 19'10.359											

21° 33 O. NUNEZ ROLDAN (1'51.957)							
Lap	Seg.1	Seg.2	Seg.3	Seg.4	Lap Time	km/h	Local Time
1		28.740	26.485	35.112	2'01.462	169,7	12:33'17.810
2	23.720	28.291	26.338	34.853	1'53.202	212,3	12:35'11.012
3	23.438	28.063	25.674	35.328	1'52.503	205,5	12:37'03.515
4	23.635	28.068	25.384	34.912	1'51.999	199,9	12:38'55.514
5	23.696	28.198	25.862	35.150	1'52.906	205,9	12:40'48.420
6	23.670	28.097	25.750	35.051	1'52.568	200,7	12:42'40.988
7	23.555	28.051	25.464	35.096	1'52.166	209,8	12:44'33.154
8	23.480	27.990	25.436	35.051	1'51.957	204,0	12:46'25.111
9	23.606	28.087	25.483	35.183	1'52.359	200,7	12:48'17.470
10	23.591	28.108	25.634	35.277	1'52.610	201,8	12:50'10.080
Race Time 18'53.732							

26° 59 A. ZANCA (1'53.818)							
Lap	Seg.1	Seg.2	Seg.3	Seg.4	Lap Time	km/h	Local Time
1		29.427	25.997	35.636	2'02.526	172,4	12:33'18.874
2	24.538	28.436	25.922	35.358	1'54.254	207,8	12:35'13.128
3	23.748	28.415	25.900	35.791	1'53.854	206,3	12:37'06.982
4	23.969	28.535	26.021	35.723	1'54.248	204,8	12:39'01.230
5	23.975	28.592	26.021	35.571	1'54.159	204,0	12:40'55.389
6	23.822	28.581	25.929	35.551	1'53.883	202,5	12:42'49.272
7	23.776	28.741	25.827	35.604	1'53.948	201,4	12:44'43.220
8	23.733	28.657	26.008	35.420	1'53.818	203,2	12:46'37.038
9	23.706	29.068	26.275	36.489	1'55.538	203,6	12:48'32.576
10	24.196	28.590	25.934	35.639	1'54.359	197,8	12:50'26.935
Race Time 19'10.587							

22° 48 T. BRIANTI (1'52.251)							
Lap	Seg.1	Seg.2	Seg.3	Seg.4	Lap Time	km/h	Local Time
1		28.596	26.508	35.262	2'01.383	172,1	12:33'17.731
2	23.607	27.911	25.959	35.137	1'52.614	213,1	12:35'10.345
3	23.387	27.957	25.730	35.177	1'52.251	210,6	12:37'02.596
4	23.637	28.139	25.839	35.066	1'52.681	210,2	12:38'55.277
5	23.778	28.348	25.766	35.438	1'53.330	209,0	12:40'48.607
6	23.500	28.038	25.708	35.099	1'52.345	208,6	12:42'40.952
7	23.587	28.090	25.892	35.152	1'52.721	210,6	12:44'33.673
8	23.478	28.090	25.701	35.063	1'52.332	209,4	12:46'26.005
9	23.548	28.207	25.716	35.514	1'52.985	209,0	12:48'18.990
10	23.845	28.446	26.088	36.386	1'54.765	202,1	12:50'13.755
Race Time 18'57.407							

27° 2 A. CARRION (1'52.400)							
Lap	Seg.1	Seg.2	Seg.3	Seg.4	Lap Time	km/h	Local Time
1		28.754	25.617	34.825	1'59.605	172,1	12:33'15.953
2	23.261	27.882	25.967	35.290	1'52.400	209,8	12:35'08.353
3	53.756	29.712	27.246	36.581	2'27.295	210,2	12:37'35.648
4	24.551	30.082	27.057	36.539	1'58.229	193,6	12:39'33.877
5	24.511	29.223	26.485	36.111	1'56.330	195,0	12:41'30.207
6	24.239	29.146	26.535	36.110	1'56.030	194,3	12:43'26.237
7	24.021	28.813	25.896	35.765	1'54.495	195,3	12:45'20.732
8	23.718	28.743	25.712	35.507	1'53.680	196,0	12:47'14.412
9	23.602	28.585	27.733	36.390	1'56.310	196,0	12:49'10.722
10	23.946	28.959	26.330	35.805	1'55.040	194,3	12:51'05.762
Race Time 19'49.414 + 3.000Pen							

23° 71 T. EDWARDS (1'51.638)							
Lap	Seg.1	Seg.2	Seg.3	Seg.4	Lap Time	km/h	Local Time
1		28.323	25.552	34.687	1'57.689	163,2	12:33'14.037
2	23.442	28.030	25.795	34.949	1'52.216	209,8	12:35'06.253
3	23.555	27.978	25.511	34.655	1'51.699	202,5	12:36'57.952
4	23.534	28.013	26.129	35.226	1'52.902	207,8	12:38'50.854
5	23.514	28.268	25.132	34.724	1'51.638	205,1	12:40'42.492
6	23.546	27.781	25.293	35.059	1'51.679	210,2	12:42'34.171
7	26.652	28.204	25.317	44.286	2'04.459	211,4	12:44'38.630
8	23.742	28.249	25.246	35.354	1'52.591	196,4	12:46'31.221
9	23.611	28.421	25.407	35.087	1'52.526	196,4	12:48'23.747
10	23.610	28.140	25.597	35.108	1'52.455	197,4	12:50'16.202
Race Time 18'59.854							

28° 24 D. BLIN (1'54.242)							
Lap	Seg.1	Seg.2	Seg.3	Seg.4	Lap Time	km/h	Local Time
1		30.897	26.702	36.329	2'47.113	167,7	12:34'03.461
2	24.252	29.055	26.160	36.052	1'55.519	188,0	12:35'58.980
3	24.065	28.846	25.971	36.142	1'55.024	188,0	12:37'54.004
4	24.142	29.017	25.905	36.213	1'55.277	189,3	12:39'49.281
5	24.108	28.930	26.084	36.074	1'55.196	188,6	12:41'44.477
6	24.149	28.817	26.081	36.097	1'55.144	188,0	12:43'39.621
7	24.075	28.874	25.957	36.122	1'55.028	189,3	12:45'34.649
8	24.022	28.791	25.716	36.199	1'54.728	188,3	12:47'29.377
9	24.142	28.769	25.953	35.988	1'54.852	189,0	12:49'24.229
10	24.034	28.710	25.706	35.792	1'54.242	189,9	12:51'18.471
Race Time 20'02.123							

24° 3 M. GAGGI (1'53.797)							
Lap	Seg.1	Seg.2	Seg.3	Seg.4	Lap Time	km/h	Local Time
1		28.995	26.386	35.679	2'02.422	172,1	12:33'18.770
2	23.818	28.498	26.109	35.376	1'53.801	207,5	12:35'12.571
3	23.870	28.327	25.934	35.922	1'54.053	204,0	12:37'06.624
4	23.830	28.557	26.018	35.756	1'54.161	201,8	12:39'00.785
5	23.818	28.477	26.054	35.547	1'53.896	199,2	12:40'54.681
6	23.795	28.548	26.012	35.442	1'53.797	200,3	12:42'48.478
7	23.754	28.475	26.032	35.596	1'53.857	200,7	12:44'42.335
8	23.799	28.564	25.980	35.634	1'53.977	200,7	12:46'36.312

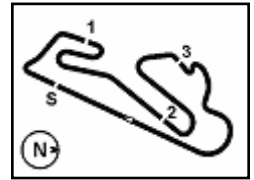
RET 88 B. IERACI (1'51.351)							
Lap	Seg.1	Seg.2	Seg.3	Seg.4	Lap Time	km/h	Local Time
1		28.145	26.100	34.721	1'56.808	158,0	12:33'13.156
2	23.118	28.275	25.483	35.060	1'51.936	202,1	12:35'05.092
3	24.043	27.953	25.335	34.830	1'52.161	201,8	12:36'57.253
4	23.324	27.910	25.577	34.540	1'51.351	201,7	12:38'48.604
5	23.264	28.000	25.767	34.783	1'51.814	210,2	12:40'40.418

18/10/2020

P = Pits In/Out - C = Lap Time Cancelled

These data/results cannot be reproduced, stored and/or transmitted in whole or in part by any manner of electronic, mechanical, photocopying, recording, broadcasting or otherwise now known or herein after developed without the previous express consent by the copyright owner, except for reproduction in daily press and regular printed publications on sale to the public within 60 days of the event related to those data/results and always provided that copyright symbol appears together as follows below.

© DORNA WSBK ORGANIZATION Srl 2020



Pirelli Estoril Round, 16 - 18 October 2020

Chronological Analysis Race 2

Start at 12:31'16.348

6	23.775	28.110	25.624	34.514	1'52.023	202,9	12:42'32.441
7	23.369	28.000	25.311	34.849	1'51.529	206,3	12:44'23.970
8	24.004	27.843	25.464	34.771	1'52.082	210,2	12:46'16.052
9	23.237	28.096	25.771	34.621	1'51.725	211,8	12:48'07.777

Race Time 16'51.429

RET 69 T. BOOTH-AMOS (1'51.213)							
Lap	Seg.1	Seg.2	Seg.3	Seg.4	Lap Time	km/h	Local Time
1		28.397	26.065	34.961	1'58.200	161,1	12:33'14.548
2	23.168	28.147	25.573	34.843	1'51.731	212,7	12:35'06.279
3	23.220	27.881	25.568	34.956	1'51.625	211,0	12:36'57.904
4	23.279	27.886	25.500	34.548	1'51.213	213,1	12:38'49.117
5	23.221	27.982	25.615	34.675	1'51.493	210,6	12:40'40.610
6	23.109	28.155	25.168	34.795	1'51.227	204,0	12:42'31.837

Race Time 11'15.489

RET 19 V. RODRIGUEZ NUNEZ (1'51.465)							
Lap	Seg.1	Seg.2	Seg.3	Seg.4	Lap Time	km/h	Local Time
1		28.249	25.747	35.152	1'58.848	170,0	12:33'15.196
2	23.309	28.093	25.377	34.939	1'51.718	211,0	12:35'06.914
3	23.494	27.872	25.280	34.819	1'51.465	209,4	12:36'58.379

Race Time 5'42.031

RET 27 F. ROVELLI (1'52.234)							
Lap	Seg.1	Seg.2	Seg.3	Seg.4	Lap Time	km/h	Local Time
1		28.905	25.864	34.756	1'59.667	167,2	12:33'16.015
2	23.600	27.994	25.539	35.101	1'52.234	207,1	12:35'08.249
3	47.144	29.811	26.679	45.824	2'29.458P	208,6	12:37'37.707

Race Time 6'21.359

RET 15 A. COPPOLA							
Lap	Seg.1	Seg.2	Seg.3	Seg.4	Lap Time	km/h	Local Time
1		28.592	26.168	35.669	1'59.441	158,3	12:33'15.789

Race Time 1'59.441

18/10/2020 P = Pits In/Out - C = Lap Time Cancelled

These data/results cannot be reproduced, stored and/or transmitted in whole or in part by any manner of electronic, mechanical, photocopying, recording, broadcasting or otherwise now known or herein after developed without the previous express consent by the copyright owner, except for reproduction in daily press and regular printed publications on sale to the public within 60 days of the event related to those data/results and always provided that copyright symbol appears together as follows below.

© DORNA WSBK ORGANIZATION Srl 2020

