

Pirelli Estoril Round, 16 - 18 October 2020

Results Free Practice 1st Session Gr.A

Circuito Estoril 4.182 m

1 / 2

No.	Rider	Nat	Team	Bike	Class	Time	Gap	Rel.	Laps	Speed	
										Avg	Max
1	22 N. KALININ	UKR	Battley-RT Motorsports by SKM-Kawasaki	Kawasaki Ninja 400	A	1'52.146			14	134,246	209,0
2	88 B. IERACI	ITA	Kawasaki GP Project	Kawasaki Ninja 400	A	1'52.230	0.084	0.084	10	134,146	206,7
3	2 A. CARRION	ESP	ACCR Smrz Racing by Blue Garage	Kawasaki Ninja 400	A	1'52.394	0.248	0.164	15	133,950	203,6
4	25 A. KROH	GER	Yamaha MS Racing	Yamaha YZF-R3	A	1'52.636	0.490	0.242	15	133,662	208,2
5	43 M. GARCIA	ESP	2R Racing	Kawasaki Ninja 400	A	1'52.702	0.556	0.066	13	133,584	205,9
6	10 U. ORRADRE	ESP	Yamaha MS Racing	Yamaha YZF-R3	A	1'52.730	0.584	0.028	15	133,551	207,5
7	17 K. MEUFFELS	NED	MTM Kawasaki MOTOPOST	Kawasaki Ninja 400	A	1'52.801	0.655	0.071	14	133,467	213,5
8	8 M. PEREZ	ESP	Prodira Ircos Team WorldSSP300	Kawasaki Ninja 400	A	1'52.830	0.684	0.029	12	133,433	213,1
9	27 F. ROVELLI	ITA	Kawasaki ParkinGO Team	Kawasaki Ninja 400	A	1'53.037	0.891	0.207	11	133,188	211,4
10	72 A. DIAZ	ESP	Biblion Motocrossing Yamaha WorldSSP300	Yamaha YZF-R3	A	1'53.051	0.905	0.014	13	133,172	206,3
11	26 M. GENNAI	ITA	Team BrCorse	Yamaha YZF-R3	A	1'53.152	1.006	0.101	8	133,053	212,3
12	19 V. RODRIGUEZ NUNEZ	ESP	EAB Ten Kate Racing	Yamaha YZF-R3	A	1'53.199	1.053	0.047	13	132,998	212,7
13	45 F. MACAN	BRA	Team Brasil AD 78	Yamaha YZF-R3	A	1'53.327	1.181	0.128	12	132,847	208,6
14	46 S. DI SORA	FRA	Leader Team Flembbo	Kawasaki Ninja 400	A	1'53.432	1.286	0.105	12	132,724	206,3
15	6 J. BUIS	NED	MTM Kawasaki MOTOPOST	Kawasaki Ninja 400	A	1'53.618	1.472	0.186	15	132,507	212,7
16	44 T. BRAMICH	AUS	Carl Cox-RT Motorsports by SKM-Kawasaki	Kawasaki Ninja 400	A	1'53.920	1.774	0.302	14	132,156	209,0
17	79 T. ALONSO	POR	Kawasaki Rame Moto Racing Team	Kawasaki Ninja 400	A	1'54.081	1.935	0.161	13	131,969	201,8
18	70 M. DUARTE	POR	Yamaha MS Racing	Yamaha YZF-R3	A	1'54.145	1.999	0.064	15	131,895	204,4
19	24 D. BLIN	POL	Biblion Motocrossing Yamaha WorldSSP300	Yamaha YZF-R3	A	1'54.348	2.202	0.203	12	131,661	203,6
20	3 M. GAGGI	ITA	Machado Came SBK	Yamaha YZF-R3	A	1'55.002	2.856	0.654	13	130,913	212,3
21	37 P. FRAGOSO	POR	Machado Came SBK	Yamaha YZF-R3	A	1'55.117	2.971	0.115	14	130,782	209,8
22	7 J. GIMBERT	FRA	GP Project	Kawasaki Ninja 400	A	1'55.554	3.408	0.437	11	130,287	209,8
23	84 K. ALOISI	ITA	ProGP Racing	Yamaha YZF-R3	A	1'55.590	3.444	0.036	5	130,247	204,8
24	86 J. MCMANUS	IRL	Team#109 Kawasaki	Kawasaki Ninja 400	A	1'57.919	5.773	2.329	14	127,674	199,9
25	18 I. OFFER	GBR	Scuderia Maranga Racing	Kawasaki Ninja 400	A	1'59.625	7.479	1.706	13	125,853	203,2
----- Out 107% in this Session -----											
26	77 L. GRUAU	FRA	TGP Racing	Kawasaki Ninja 400	A	2'01.913	9.767	2.288	14	123,491	205,9

Qualifying Lap Time (107% of 1'52.146): 1'59.997

Top 3 Average Time: 1'52.256

AIR	Humidity:	75%	Temp:	15°C
TRACK	Condition:	Dry	Temp:	16°C

Start 09:45 End 10:17 The results are provisional until the end of the time limit for protests and appeals and the completion of the technical checks.

These data/results cannot be reproduced, stored and/or transmitted in whole or in part by any manner of electronic, mechanical, photocopying, recording, broadcasting or otherwise now known or herein after developed without the previous express consent by the copyright owner, except for reproduction in daily press and regular printed publications on sale to the public within 60 days of the event related to those data/results and always provided that copyright symbol appears together as follows below.

© DORNA WSBK ORGANIZATION Srl 2020



Official Fuel Supplier

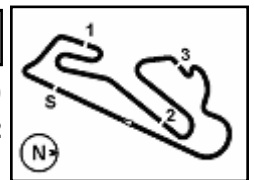


PIRELLI PERUGIA TIMING

Official Tyre Supplier



Official Timekeeper



Pirelli Estoril Round, 16 - 18 October 2020

Results Free Practice 1st Session Gr.A

Session Highlights

Local Time	No. Rider	Description
09.45.00		Start
09.47.31	84 K. ALOISI	Crashed - Turn 1
09.49.44	45 F. MACAN	Stop - Technical Problem
09.58.40	6 J. BUIS	Current Lap Cancelled - Exceeded Track Limits - Turn 7
10.01.50	37 P. FRAGOSO	Current Lap Cancelled - Exceeded Track Limits - Turn 2
10.07.51	10 U. ORRADRE	Current Lap Cancelled - Exceeded Track Limits - Turn 7
10.07.57	84 K. ALOISI	Current Lap Cancelled - Exceeded Track Limits - Turn 7
10.08.07	27 F. ROVELLI	Current Lap Cancelled - Exceeded Track Limits - Turn 4
10.17.11		End Of Session

Fastest Laps Sequence

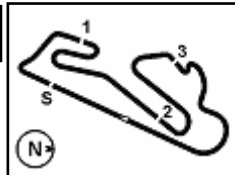
No.	Rider	Nat	Team	Bike	Local Time	Time	Gap	Avg
79	T. ALONSO	POR	Kawasaki Rame Moto Racing Team	Kawasaki Ninja 400	09:49'00.270	1'56.654		129,059
79	T. ALONSO	POR	Kawasaki Rame Moto Racing Team	Kawasaki Ninja 400	09:50'55.367	1'55.097	-1.557	130,804
10	U. ORRADRE	ESP	Yamaha MS Racing	Yamaha YZF-R3	09:51'03.120	1'54.413	-0.684	131,586
10	U. ORRADRE	ESP	Yamaha MS Racing	Yamaha YZF-R3	09:52'56.454	1'53.334	-1.079	132,839
26	M. GENNAI	ITA	Team BrCorse	Yamaha YZF-R3	09:52'56.487	1'53.152	-0.182	133,053
8	M. PEREZ	ESP	Prodina Ircos Team WorldSSP300	Kawasaki Ninja 400	09:58'48.397	1'52.830	-0.322	133,433
10	U. ORRADRE	ESP	Yamaha MS Racing	Yamaha YZF-R3	10:12'12.143	1'52.730	-0.100	133,551
2	A. CARRION	ESP	ACCR Smrz Racing by Blue Garage	Kawasaki Ninja 400	10:14'04.759	1'52.394	-0.336	133,950
22	N. KALININ	UKR	Battley-RT Motorsports by SKM-Kawasaki	Kawasaki Ninja 400	10:14'07.497	1'52.146	-0.248	134,246

16/10/2020 Start 09:45 End 10:17 The results are provisional until the end of the time limit for protests and appeals and the completion of the technical checks.

These data/results cannot be reproduced, stored and/or transmitted in whole or in part by any manner of electronic, mechanical, photocopying, recording, broadcasting or otherwise now known or herein after developed without the previous express consent by the copyright owner, except for reproduction in daily press and regular printed publications on sale to the public within 60 days of the event related to those data/results and always provided that copyright symbol appears together as follows below.

© DORNA WSBK ORGANIZATION Srl 2020





Pirelli Estoril Round, 16 - 18 October 2020
Best Sectors & Speed Free Practice 1st Session Gr.A

Circuito Estoril 4.182 m

BEST LAP			
1	22 N. KALININ	Kawasaki Ninja 400	1'52.146
2	88 B. IERACI	Kawasaki Ninja 400	1'52.230
3	2 A. CARRION	Kawasaki Ninja 400	1'52.394
4	25 A. KROH	Yamaha YZF-R3	1'52.636
5	43 M. GARCIA	Kawasaki Ninja 400	1'52.702
6	10 U. ORRADRE	Yamaha YZF-R3	1'52.730
7	17 K. MEUFFELS	Kawasaki Ninja 400	1'52.801
8	8 M. PEREZ	Kawasaki Ninja 400	1'52.830
9	27 F. ROVELLI	Kawasaki Ninja 400	1'53.037
10	72 A. DIAZ	Yamaha YZF-R3	1'53.051
11	26 M. GENNAI	Yamaha YZF-R3	1'53.152
12	19 V. RODRIGUEZ NUNEZ	Yamaha YZF-R3	1'53.199
13	45 F. MACAN	Yamaha YZF-R3	1'53.327
14	46 S. DI SORA	Kawasaki Ninja 400	1'53.432
15	6 J. BUIS	Kawasaki Ninja 400	1'53.618
16	44 T. BRAMICH	Kawasaki Ninja 400	1'53.920
17	79 T. ALONSO	Kawasaki Ninja 400	1'54.081
18	70 M. DUARTE	Yamaha YZF-R3	1'54.145
19	24 D. BLIN	Yamaha YZF-R3	1'54.348
20	3 M. GAGGI	Yamaha YZF-R3	1'55.002
21	37 P. FRAGOSO	Yamaha YZF-R3	1'55.117
22	7 J. GIMBERT	Kawasaki Ninja 400	1'55.554
23	84 K. ALOISI	Yamaha YZF-R3	1'55.590
24	86 J. MCMANUS	Kawasaki Ninja 400	1'57.919
25	18 I. OFFER	Kawasaki Ninja 400	1'59.625
26	77 L. GRUAU	Kawasaki Ninja 400	2'01.913

SPEED			
1	17 K. MEUFFELS	Kawasaki Ninja 400	213,5
2	8 M. PEREZ	Kawasaki Ninja 400	213,1
3	19 V. RODRIGUEZ NUNEZ	Yamaha YZF-R3	212,7
4	6 J. BUIS	Kawasaki Ninja 400	212,7
5	26 M. GENNAI	Yamaha YZF-R3	212,3
6	3 M. GAGGI	Yamaha YZF-R3	212,3
7	27 F. ROVELLI	Kawasaki Ninja 400	211,4
8	7 J. GIMBERT	Kawasaki Ninja 400	209,8
9	37 P. FRAGOSO	Yamaha YZF-R3	209,8
10	22 N. KALININ	Kawasaki Ninja 400	209,0
11	44 T. BRAMICH	Kawasaki Ninja 400	209,0
12	45 F. MACAN	Yamaha YZF-R3	208,6
13	25 A. KROH	Yamaha YZF-R3	208,2
14	10 U. ORRADRE	Yamaha YZF-R3	207,5
15	88 B. IERACI	Kawasaki Ninja 400	206,7
16	46 S. DI SORA	Kawasaki Ninja 400	206,3
17	72 A. DIAZ	Yamaha YZF-R3	206,3
18	43 M. GARCIA	Kawasaki Ninja 400	205,9
19	77 L. GRUAU	Kawasaki Ninja 400	205,9
20	84 K. ALOISI	Yamaha YZF-R3	204,8
21	70 M. DUARTE	Yamaha YZF-R3	204,4
22	2 A. CARRION	Kawasaki Ninja 400	203,6
23	24 D. BLIN	Yamaha YZF-R3	203,6
24	18 I. OFFER	Kawasaki Ninja 400	203,2
25	79 T. ALONSO	Kawasaki Ninja 400	201,8
26	86 J. MCMANUS	Kawasaki Ninja 400	199,9

SEG. 1			SEG. 2			SEG. 3			SEG. 4		
1	88 B. IERACI	23.321	1	10 U. ORRADRE	28.164	1	88 B. IERACI	25.363	1	2 A. CARRION	34.624
2	22 N. KALININ	23.367	2	25 A. KROH	28.206	2	43 M. GARCIA	25.467	2	22 N. KALININ	34.684
3	27 F. ROVELLI	23.492	3	22 N. KALININ	28.212	3	10 U. ORRADRE	25.495	3	88 B. IERACI	34.793
4	10 U. ORRADRE	23.505	4	17 K. MEUFFELS	28.288	4	27 F. ROVELLI	25.560	4	17 K. MEUFFELS	34.814
5	8 M. PEREZ	23.506	5	72 A. DIAZ	28.319	5	22 N. KALININ	25.564	5	43 M. GARCIA	34.955
6	2 A. CARRION	23.552	6	88 B. IERACI	28.423	6	2 A. CARRION	25.594	6	8 M. PEREZ	34.972
7	43 M. GARCIA	23.587	7	19 V. RODRIGUEZ NUNEZ	28.447	7	26 M. GENNAI	25.624	7	25 A. KROH	34.994
8	46 S. DI SORA	23.620	8	46 S. DI SORA	28.531	8	79 T. ALONSO	25.646	8	10 U. ORRADRE	35.094
9	6 J. BUIS	23.633	9	45 F. MACAN	28.547	9	25 A. KROH	25.689	9	26 M. GENNAI	35.111
10	19 V. RODRIGUEZ NUNEZ	23.633	10	8 M. PEREZ	28.565	10	46 S. DI SORA	25.698	10	19 V. RODRIGUEZ NUNEZ	35.115
11	45 F. MACAN	23.635	11	70 M. DUARTE	28.601	11	8 M. PEREZ	25.740	11	72 A. DIAZ	35.157
12	17 K. MEUFFELS	23.641	12	44 T. BRAMICH	28.617	12	72 A. DIAZ	25.773	12	27 F. ROVELLI	35.227
13	25 A. KROH	23.681	13	24 D. BLIN	28.621	13	17 K. MEUFFELS	25.808	13	45 F. MACAN	35.259
14	44 T. BRAMICH	23.733	14	2 A. CARRION	28.624	14	19 V. RODRIGUEZ NUNEZ	25.837	14	46 S. DI SORA	35.276
15	72 A. DIAZ	23.747	15	6 J. BUIS	28.626	15	24 D. BLIN	25.852	15	6 J. BUIS	35.336
16	70 M. DUARTE	23.751	16	27 F. ROVELLI	28.638	16	45 F. MACAN	25.886	16	44 T. BRAMICH	35.365
17	26 M. GENNAI	23.775	17	26 M. GENNAI	28.642	17	6 J. BUIS	25.955	17	79 T. ALONSO	35.406
18	24 D. BLIN	23.831	18	43 M. GARCIA	28.647	18	44 T. BRAMICH	26.032	18	24 D. BLIN	35.418
19	79 T. ALONSO	23.916	19	3 M. GAGGI	28.763	19	70 M. DUARTE	26.209	19	70 M. DUARTE	35.463
20	3 M. GAGGI	23.962	20	37 P. FRAGOSO	28.809	20	3 M. GAGGI	26.261	20	3 M. GAGGI	35.660
21	37 P. FRAGOSO	24.028	21	7 J. GIMBERT	28.845	21	84 K. ALOISI	26.427	21	37 P. FRAGOSO	35.734
22	7 J. GIMBERT	24.098	22	79 T. ALONSO	28.861	22	37 P. FRAGOSO	26.437	22	7 J. GIMBERT	35.755
23	84 K. ALOISI	24.222	23	84 K. ALOISI	29.045	23	7 J. GIMBERT	26.444	23	84 K. ALOISI	35.890
24	86 J. MCMANUS	24.456	24	86 J. MCMANUS	29.600	24	86 J. MCMANUS	27.161	24	86 J. MCMANUS	36.279
25	18 I. OFFER	25.012	25	18 I. OFFER	29.872	25	18 I. OFFER	27.525	25	18 I. OFFER	37.043
26	77 L. GRUAU	25.239	26	77 L. GRUAU	30.427	26	77 L. GRUAU	28.286	26	77 L. GRUAU	37.749

16/10/2020

These data/results cannot be reproduced, stored and/or transmitted in whole or in part by any manner of electronic, mechanical, photocopying, recording, broadcasting or otherwise now known or herein after developed without the previous express consent by the copyright owner, except for reproduction in daily press and regular printed publications on sale to the public within 60 days of the event related to those data/results and always provided that copyright symbol appears together as follows below.

© DORNA WSBK ORGANIZATION Srl 2020



Official Fuel Supplier

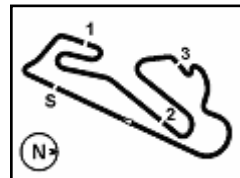


FICR PERUGIA TIMING

Official Tyre Supplier



Official Timekeeper



Pirelli Estoril Round, 16 - 18 October 2020

Ideal Times Free Practice 1st Session Gr.A

Circuito Estoril 4.182 m

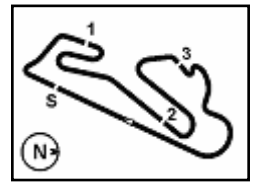
No.	Rider	Nat	Bike	Seg. 1	Seg. 2	Seg. 3	Seg. 4	Ideal Time			
				Diff. 1	Diff. 2	Diff. 3	Diff. 4	Best Lap	Pos.	Diff.	
1	22 N. KALININ	UKR	Kawasaki Ninja 400	23.367	28.212 +0.319	25.564	34.684	1'51.827	1'52.146	1	0.319
2	88 B. IERACI	ITA	Kawasaki Ninja 400	23.321 +0.287	28.423	25.363 +0.043	34.793	1'51.900	1'52.230	2	0.330
3	10 U. ORRADRE	ESP	Yamaha YZF-R3	23.505 +0.087	28.164 +0.195	25.495	35.094 +0.190	1'52.258	1'52.730	6	0.472
4	2 A. CARRION	ESP	Kawasaki Ninja 400	23.552	28.624	25.594	34.624	1'52.394	1'52.394	3	
5	17 K. MEUFFELS	NED	Kawasaki Ninja 400	23.641	28.288	25.808	34.814 +0.250	1'52.551	1'52.801	7	0.250
6	25 A. KROH	GER	Yamaha YZF-R3	23.681	28.206 +0.041	25.689	34.994 +0.025	1'52.570	1'52.636	4	0.066
7	43 M. GARCIA	ESP	Kawasaki Ninja 400	23.587	28.647 +0.046	25.467	34.955	1'52.656	1'52.702	5	0.046
8	8 M. PEREZ	ESP	Kawasaki Ninja 400	23.506 +0.047	28.565	25.740	34.972	1'52.783	1'52.830	8	0.047
9	27 F. ROVELLI	ITA	Kawasaki Ninja 400	23.492	28.638	25.560	35.227 +0.120	1'52.917	1'53.037	9	0.120
10	72 A. DIAZ	ESP	Yamaha YZF-R3	23.747	28.319	25.773	35.157 +0.055	1'52.996	1'53.051	10	0.055
11	19 V. RODRIGUEZ NUNEZ	ESP	Yamaha YZF-R3	23.633 +0.143	28.447	25.837 +0.024	35.115	1'53.032	1'53.199	12	0.167
12	46 S. DI SORA	FRA	Kawasaki Ninja 400	23.620	28.531 +0.089	25.698	35.276 +0.218	1'53.125	1'53.432	14	0.307
13	26 M. GENNAI	ITA	Yamaha YZF-R3	23.775	28.642	25.624	35.111	1'53.152	1'53.152	11	
14	45 F. MACAN	BRA	Yamaha YZF-R3	23.635	28.547	25.886	35.259	1'53.327	1'53.327	13	
15	6 J. BUIS	NED	Kawasaki Ninja 400	23.633 +0.068	28.626	25.955	35.336	1'53.550	1'53.618	15	0.068
16	24 D. BLIN	POL	Yamaha YZF-R3	23.831	28.621	25.852 +0.282	35.418 +0.344	1'53.722	1'54.348	19	0.626
17	44 T. BRAMICH	AUS	Kawasaki Ninja 400	23.733	28.617 +0.066	26.032 +0.069	35.365 +0.038	1'53.747	1'53.920	16	0.173
18	79 T. ALONSO	POR	Kawasaki Ninja 400	23.916 +0.009	28.861	25.646 +0.226	35.406 +0.017	1'53.829	1'54.081	17	0.252
19	70 M. DUARTE	POR	Yamaha YZF-R3	23.751 +0.052	28.601 +0.069	26.209	35.463	1'54.024	1'54.145	18	0.121
20	3 M. GAGGI	ITA	Yamaha YZF-R3	23.962	28.763 +0.083	26.261	35.660 +0.273	1'54.646	1'55.002	20	0.356
21	37 P. FRAGOSO	POR	Yamaha YZF-R3	24.028	28.809	26.437	35.734 +0.109	1'55.008	1'55.117	21	0.109
22	7 J. GIMBERT	FRA	Kawasaki Ninja 400	24.098 +0.059	28.845 +0.100	26.444 +0.184	35.755 +0.069	1'55.142	1'55.554	22	0.412
23	84 K. ALOISI	ITA	Yamaha YZF-R3	24.222 +0.006	29.045	26.427	35.890	1'55.584	1'55.590	23	0.006
24	86 J. MCMANUS	IRL	Kawasaki Ninja 400	24.456 +0.144	29.600 +0.031	27.161 +0.017	36.279 +0.231	1'57.496	1'57.919	24	0.423
25	18 I. OFFER	GBR	Kawasaki Ninja 400	25.012 +0.173	29.872	27.525	37.043	1'59.452	1'59.625	25	0.173
26	77 L. GRUAU	FRA	Kawasaki Ninja 400	25.239	30.427	28.286 +0.006	37.749 +0.206	2'01.701	2'01.913	26	0.212
Overall Ideal Time				23.321	28.164	25.363	34.624	1'51.472			

16/10/2020

These data/results cannot be reproduced, stored and/or transmitted in whole or in part by any manner of electronic, mechanical, photocopying, recording, broadcasting or otherwise now known or herein after developed without the previous express consent by the copyright owner, except for reproduction in daily press and regular printed publications on sale to the public within 60 days of the event related to those data/results and always provided that copyright symbol appears together as follows below.

© DORNA WSBK ORGANIZATION Srl 2020





Pirelli Estoril Round, 16 - 18 October 2020

Chronological Analysis Free Practice 1st Session Gr.A

Circuito Estoril 4.182 m

1 / 4

1° 22 N. KALININ (1'52.146)							
Lap	Seg.1	Seg.2	Seg.3	Seg.4	Lap Time	km/h	Local Time
1		30.765	27.554	36.965			9:47'33.842
2	24.952	29.664	26.201	36.382	1'57.199	203,2	9:49'31.041
3	24.266	29.187	26.423	35.628	1'55.504	202,9	9:51'26.545
4	23.617	28.815	25.910	35.440	1'53.782	207,8	9:53'20.327
5	23.681	28.687	25.988	35.420	1'53.776	208,6	9:55'14.103
6	23.638	29.184	26.683	35.706	1'55.211	209,0	9:57'09.314
7	23.839	28.636	26.300	35.396	1'54.171	205,5	9:59'03.485
8	23.650	28.689	26.335	35.151	1'53.825	207,8	10:00'57.310
9	26.559	29.583	26.626	35.820	1'58.588	206,7	10:02'55.898
10	23.661	28.613	26.096	34.867	1'53.237	206,3	10:04'49.135
11	23.618	28.786	26.060	46.022	2'04.486P	205,9	10:06'53.621
12	1'57.313	28.909	26.166	35.064	3'27.452P		10:10'21.073
13	23.546	28.575	26.139	36.018	1'54.278	203,6	10:12'15.351
14	23.367	28.531	25.564	34.684	1'52.146	207,1	10:14'07.497
15	23.398	28.212	25.895	46.515	2'04.020P	207,1	10:16'11.517

11	24.149	29.010	26.527	37.946	1'57.632	205,9	10:06'33.552
12	24.224	28.600	26.438	36.013	1'55.275	208,2	10:08'28.827
13	23.929	28.823	25.799	35.174	1'53.725	207,5	10:10'22.552
14	23.988	28.338	25.884	35.497	1'53.707	204,8	10:12'16.259
15	24.276	28.206	25.791	34.994	1'53.267	207,5	10:14'09.526
16	23.681	28.247	25.689	35.019	1'52.636	207,1	10:16'02.162

2° 88 B. IERACI (1'52.230)							
Lap	Seg.1	Seg.2	Seg.3	Seg.4	Lap Time	km/h	Local Time
1		30.853	27.440	36.812			9:47'33.350
2	24.652	29.772	26.243	36.206	1'56.873	206,3	9:49'30.223
3	24.028	29.120	25.841	35.591	1'54.580	204,8	9:51'24.803
4	23.683	29.039	25.851	35.492	1'54.065	206,3	9:53'18.868
5	23.679	29.043	25.773	35.644	1'54.139	205,5	9:55'13.007
6	27.084	29.964	27.410	46.912	2'11.370P	204,8	9:57'24.377
7	9'26.594	33.235	30.575	35.794	11'06.198P		10:08'30.575
8	23.671	28.512	25.557	35.093	1'52.833	200,7	10:10'23.408
9	23.398	28.448	25.544	35.470	1'52.860	202,5	10:12'16.268
10	23.608	28.423	25.406	34.793	1'52.230	205,9	10:14'08.498
11	23.321	28.623	25.363	48.178	2'05.485P	206,7	10:16'13.983

5° 43 M. GARCIA (1'52.702)							
Lap	Seg.1	Seg.2	Seg.3	Seg.4	Lap Time	km/h	Local Time
1		30.547	27.344	36.750			9:47'04.741
2	24.443	29.764	26.682	35.993	1'56.882	204,8	9:49'01.623
3	24.332	29.271	26.484	35.676	1'55.763	205,5	9:50'57.386
4	24.072	29.081	26.202	35.773	1'55.128	205,9	9:52'52.514
5	23.961	29.033	26.078	35.388	1'54.460	205,5	9:54'46.974
6	24.332	30.698	26.928	46.685	2'08.643P	202,5	9:56'55.617
7	3'24.211	29.442	26.113	35.884	4'55.650P		10:01'51.267
8	23.886	28.912	25.748	35.386	1'53.932	202,9	10:03'45.199
9	23.847	29.606	25.827	35.530	1'54.810	205,9	10:05'40.009
10	23.807	28.746	25.619	35.124	1'53.296	203,2	10:07'33.305
11	23.645	29.051	25.682	35.155	1'53.533	204,4	10:09'26.838
12	23.651	28.684	25.796	35.238	1'53.369	204,0	10:11'20.207
13	23.611	28.647	25.508	35.028	1'52.794	204,0	10:13'13.001
14	23.587	28.693	25.467	34.955	1'52.702	203,6	10:15'05.703

3° 2 A. CARRION (1'52.394)							
Lap	Seg.1	Seg.2	Seg.3	Seg.4	Lap Time	km/h	Local Time
1		30.992	29.004	37.824			9:47'08.128
2	25.967	30.304	27.404	36.312	1'59.987	202,1	9:49'08.115
3	24.510	30.181	26.718	35.947	1'57.356	198,8	9:51'05.471
4	24.202	28.865	26.618	35.710	1'55.395	203,6	9:53'00.866
5	23.924	28.894	26.219	35.540	1'54.577	202,1	9:54'55.443
6	24.418	29.574	27.747	36.185	1'57.924	201,4	9:56'53.367
7	24.277	29.041	26.305	35.745	1'55.368	202,1	9:58'48.735
8	23.943	28.885	26.703	35.562	1'55.093	197,8	10:00'43.828
9	24.632	29.296	26.372	35.884	1'56.184	200,7	10:02'40.012
10	24.000	29.052	26.267	35.789	1'55.108	199,6	10:04'35.120
11	23.765	28.945	25.803	34.788	1'53.301	202,5	10:06'28.421
12	25.435	29.329	26.191	35.434	1'56.389	199,6	10:08'24.810
13	23.998	28.663	25.894	35.217	1'53.772	202,5	10:10'18.582
14	23.745	29.370	25.798	34.870	1'53.783	196,0	10:12'12.365
15	23.552	28.624	25.594	34.624	1'52.394	199,2	10:14'04.759
16	23.787	29.106	26.976	47.921	2'07.790P	199,6	10:16'12.549

6° 10 U. ORRADRE (1'52.730)							
Lap	Seg.1	Seg.2	Seg.3	Seg.4	Lap Time	km/h	Local Time
1		30.956	27.984	37.715			9:47'11.939
2	24.304	29.665	26.360	36.439	1'56.768	205,9	9:49'08.707
3	23.889	28.917	25.991	35.616	1'54.413	206,7	9:51'03.120
4	23.774	28.575	25.642	35.343	1'53.334	207,5	9:52'56.454
5	29.215	29.643	26.383	36.171	2'01.412	207,1	9:54'57.866
6	23.622	28.445	27.744	35.845	1'55.656	207,5	9:56'53.522
7	23.781	29.038	28.853	35.094	1'56.766	207,1	9:58'50.288
8	23.937	28.489	25.959	35.688	1'54.073	207,5	10:00'44.361
9	25.076	28.518	26.667	35.635	1'55.896	205,1	10:02'40.257
10	23.883	29.128	26.314	35.898	1'55.223	204,4	10:04'35.480
11	23.543	28.604	25.516	35.228	1'52.891	206,3	10:06'28.371
12	23.505	28.743	30.428	35.430	1'58.106C	207,1	10:08'26.477
13	23.542	28.164	25.807	35.423	1'52.936	205,5	10:10'19.413
14	23.592	28.359	25.495	35.284	1'52.730	205,5	10:12'12.143
15	25.278	28.582	25.828	35.168	1'54.856	206,3	10:14'06.999
16	23.596	28.416	25.711	35.259	1'52.982	200,7	10:15'59.981

4° 25 A. KROH (1'52.636)							
Lap	Seg.1	Seg.2	Seg.3	Seg.4	Lap Time	km/h	Local Time
1		30.557	29.627	37.260			9:47'14.600
2	25.815	29.492	27.623	36.656	1'59.586	205,9	9:49'14.186
3	24.675	29.073	26.967	35.868	1'56.583	205,1	9:51'10.769
4	24.154	28.975	26.643	36.030	1'55.802	207,8	9:53'06.571
5	24.080	28.705	26.262	35.509	1'54.556	207,5	9:55'01.127
6	24.346	28.665	26.510	35.415	1'54.936	207,1	9:56'56.063
7	24.105	28.523	26.034	35.328	1'53.990	207,8	9:58'50.053
8	24.051	28.481	25.961	35.448	1'53.941	207,1	10:00'43.994
9	25.540	29.167	27.163	35.594	1'57.464	200,3	10:02'41.458
10	24.007	28.587	26.347	35.521	1'54.462	202,5	10:04'35.920

7° 17 K. MEUFFELS (1'52.801)							
Lap	Seg.1	Seg.2	Seg.3	Seg.4	Lap Time	km/h	Local Time
1		30.889	28.472	37.412			9:47'20.824
2	25.325	29.359	27.498	36.421	1'58.603	201,0	9:49'19.427
3	24.840	29.166	26.986	35.656	1'56.648	205,9	9:51'16.075
4	24.421	28.980	26.681	35.598	1'55.680	208,2	9:53'11.755
5	24.017	29.108	26.437	35.620	1'55.182	210,6	9:55'06.937
6	24.143	28.911	26.196	35.442	1'54.692	207,1	9:57'01.629
7	24.145	28.866	26.261	49.385	2'08.657P	209,0	9:59'10.286
8	2'01.223	28.926	26.239	35.470	3'31.858P		10:02'42.144
9	23.882	28.603	26.282	35.640	1'54.407	213,5	10:04'36.551
10	24.050	28.524	26.127	35.100	1'53.801	202,9	10:06'30.352
11	24.029	28.585	26.080	35.342	1'54.036	210,6	10:08'24.388
12	23.912	28.958	25.905	35.377	1'54.152	210,6	10:10'18.540
13	24.994	29.101	26.551	36.565	1'57.211	208,6	10:12'15.751
14	23.683	28.389	26.191	34.814	1'53.077	207,8	10:14'08.828
15	23.641	28.288	25.808	35.064	1'52.801	209,4	10:16'01.629

16/10/2020 P = Pits In/Out - C = Lap Time Cancelled

These data/results cannot be reproduced, stored and/or transmitted in whole or in part by any manner of electronic, mechanical, photocopying, recording, broadcasting or otherwise now known or herein after developed without the previous express consent by the copyright owner, except for reproduction in daily press and regular printed publications on sale to the public within 60 days of the event related to those data/results and always provided that copyright symbol appears together as follows below.

© DORNA WSBK ORGANIZATION Srl 2020



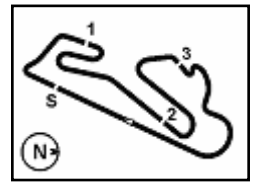
Official Fuel Supplier



Official Tyre Supplier



Official Timekeeper



Pirelli Estoril Round, 16 - 18 October 2020

Chronological Analysis Free Practice 1st Session Gr.A

Circuito Estoril 4.182 m

3 / 4

15	23.989	28.662	26.062	35.953	1'54.666	204,4	10:14'11.737	5	5'01.409	31.856	26.946	36.462	6'36.673P	10:00'43.378	
16	23.745	28.726	25.975	35.548	1'53.994	205,9	10:16'05.731	6	25.146	29.599	26.739	35.594	1'57.078	201,0	10:02'40.456
16° 44 T. BRAMICH (1'53.920)															
Lap	Seg.1	Seg.2	Seg.3	Seg.4	Lap Time	km/h	Local Time								
1		32.186	30.038	39.675			9:47'32.623	7	24.403	29.348	26.428	36.224	1'56.403	193,3	10:04'36.859
2	26.096	29.950	27.522	37.028	2'00.596	202,1	9:49'33.219	8	24.521	29.124	26.105	36.018	1'55.768	203,6	10:06'32.627
3	25.229	29.599	27.677	36.880	1'59.385	207,5	9:51'32.604	9	24.119	28.988	26.289	35.967	1'55.363	202,1	10:08'27.990
4	24.769	29.631	27.492	36.631	1'58.523	205,5	9:53'31.127	10	24.721	29.302	26.310	35.729	1'56.062	203,2	10:10'24.052
5	24.464	29.732	26.873	37.487	1'58.556	205,1	9:55'29.683	11	23.886	29.040	25.852	36.139	1'54.917	202,5	10:12'18.969
6	24.476	29.342	27.190	36.209	1'57.217	206,7	9:57'26.900	12	24.051	29.099	25.857	35.418	1'54.425	203,6	10:14'13.394
7	25.868	30.746	28.566	48.378	2'13.558P	206,3	9:59'40.458	13	23.831	28.621	26.134	35.762	1'54.348	201,4	10:16'07.742
8	1'23.712	30.840	27.637	36.831	2'59.020P		10:02'39.478	20° 3 M. GAGGI (1'55.002)							
9	24.558	29.361	26.917	36.202	1'57.038	203,2	10:04'36.516	Lap	Seg.1	Seg.2	Seg.3	Seg.4	Lap Time	km/h	Local Time
10	24.703	28.873	26.475	35.954	1'56.005	201,4	10:06'32.521	1		32.365	29.606	38.056			9:47'13.880
11	24.088	28.949	26.449	36.026	1'55.512	205,5	10:08'28.033	2	26.161	30.096	28.029	37.583	2'01.869	197,1	9:49'15.749
12	24.057	29.650	26.352	35.704	1'55.763	201,8	10:10'23.796	3	24.967	29.320	27.012	36.692	1'57.991	206,7	9:51'13.740
13	23.989	28.790	26.032	35.365	1'54.176	201,0	10:12'17.972	4	24.479	29.272	27.003	36.631	1'57.385	204,4	9:53'11.125
14	24.030	28.617	26.359	35.527	1'54.533	202,1	10:14'12.505	5	24.399	29.547	26.984	36.401	1'57.331	207,1	9:55'08.456
15	23.733	28.683	26.101	35.403	1'53.920	209,0	10:16'06.425	6	24.130	29.188	27.030	36.311	1'56.659	204,4	9:57'05.115
21° 37 P. FRAGOSO (1'55.117)															
17° 79 T. ALONSO (1'54.081)															
Lap	Seg.1	Seg.2	Seg.3	Seg.4	Lap Time	km/h	Local Time	Lap	Seg.1	Seg.2	Seg.3	Seg.4	Lap Time	km/h	Local Time
1		30.254	27.262	36.369			9:47'03.616	7	24.740	29.867	27.198	47.810	2'09.615P	202,1	9:59'14.730
2	24.763	29.316	26.649	35.926	1'56.654	187,7	9:49'00.270	8	3'29.260	41.386	33.218	37.175	5'21.039P		10:04'35.769
3	24.522	29.050	26.119	35.406	1'55.097	188,6	9:50'55.367	9	24.220	29.203	27.243	36.578	1'57.244	207,1	10:06'33.013
4	24.264	28.889	25.934	35.547	1'54.634	191,6	9:52'50.001	10	24.229	29.710	26.927	36.310	1'57.176	206,3	10:08'30.189
5	24.128	28.864	25.966	35.799	1'54.757	189,6	9:54'44.758	11	24.056	28.907	26.529	35.927	1'55.419	207,1	10:10'25.608
6	24.560	29.262	26.706	46.920	2'07.448P	187,7	9:56'52.206	12	24.098	28.791	26.842	36.056	1'55.787	212,3	10:12'21.395
7	4'36.311	29.291	26.149	35.696	6'07.447P		10:02'59.653	13	24.366	28.763	26.367	35.660	1'55.156	209,4	10:14'16.551
8	23.980	29.009	25.797	35.491	1'54.277	201,8	10:04'53.930	14	23.962	28.846	26.261	35.933	1'55.002	207,5	10:16'11.553
9	23.925	28.861	25.872	35.423	1'54.081	201,8	10:06'48.011	22° 7 J. GIMBERT (1'55.554)							
10	23.962	28.864	25.711	35.565	1'54.102	201,4	10:08'42.113	Lap	Seg.1	Seg.2	Seg.3	Seg.4	Lap Time	km/h	Local Time
11	23.964	28.930	25.826	35.870	1'54.590	201,4	10:10'36.703	1		31.955	28.328	37.261			9:47'10.620
12	23.992	28.887	25.823	35.440	1'54.142	201,8	10:12'30.845	2	25.334	30.307	27.192	36.660	1'59.493	200,7	9:49'10.113
13	23.916	28.995	25.646	35.660	1'54.217	201,0	10:14'25.062	3	24.799	29.646	27.152	35.958	1'57.555	200,7	9:51'07.668
14	24.079	29.057	25.891	35.486	1'54.513	199,6	10:16'19.575	4	24.176	29.299	26.898	35.915	1'56.288	207,1	9:53'03.956
18° 70 M. DUARTE (1'54.145)															
Lap	Seg.1	Seg.2	Seg.3	Seg.4	Lap Time	km/h	Local Time	5	24.419	29.391	26.648	36.106	1'56.564	203,2	9:55'00.520
1		32.337	28.954	37.575			9:47'11.590	6	24.486	29.197	26.720	35.734	1'56.137	202,1	9:56'56.657
2	25.118	29.717	28.026	36.465	1'59.326	192,9	9:49'10.916	7	24.028	28.809	26.437	35.843	1'55.117	209,8	9:58'51.774
3	24.462	29.446	27.415	35.982	1'57.305	204,4	9:51'08.221	8	27.475	30.128	27.021	36.232	2'00.856	202,1	10:00'52.630
4	24.174	29.302	26.853	36.113	1'56.442	201,4	9:53'04.663	9	24.805	29.741	27.067	48.553	2'10.166CP	202,5	10:03'02.796
5	24.143	29.142	26.839	35.760	1'55.884	199,9	9:55'00.547	10	1'27.496	30.773	27.705	36.582	3'02.556P		10:06'05.352
6	24.097	28.983	26.689	35.646	1'55.415	204,0	9:56'55.962	11	24.569	29.590	27.104	36.485	1'57.748	199,6	10:08'03.100
7	24.432	29.032	26.730	35.707	1'55.901	196,0	9:58'51.863	12	24.471	29.470	26.870	36.568	1'57.379	201,0	10:10'00.479
8	23.968	28.982	26.393	35.765	1'55.108	203,2	10:00'46.971	13	24.617	29.784	33.824	36.872	2'05.097	201,4	10:12'05.576
9	23.980	29.039	26.514	35.577	1'55.110	201,8	10:02'42.081	14	25.161	30.361	27.212	36.497	1'59.231	199,2	10:14'04.807
10	24.255	29.030	26.345	35.540	1'55.170	201,4	10:04'37.251	15	24.216	29.468	26.827	35.960	1'56.471	201,4	10:16'01.278
11	24.528	29.036	27.478	36.585	1'57.627	201,0	10:06'34.878	23° 84 K. ALOISI (1'55.590)							
12	23.785	28.601	26.656	35.823	1'54.865	203,6	10:08'29.743	Lap	Seg.1	Seg.2	Seg.3	Seg.4	Lap Time	km/h	Local Time
13	23.804	29.097	26.338	35.497	1'54.736	201,8	10:10'24.479	1		31.602	29.134	37.766			9:47'34.348
14	23.751	28.819	26.340	35.621	1'54.531	200,7	10:12'19.010	2	25.685	29.809	27.545	36.980	2'00.019	204,8	9:49'34.367
15	23.803	28.670	26.209	35.463	1'54.145	201,4	10:14'13.155	3	24.692	30.169	27.373	36.579	1'58.813	209,8	9:51'33.180
16	23.820	28.838	26.828	36.218	1'55.704	204,0	10:16'08.859	4	24.845	29.423	27.343	36.698	1'58.309	206,3	9:53'31.489
19° 24 D. BLIN (1'54.348)															
Lap	Seg.1	Seg.2	Seg.3	Seg.4	Lap Time	km/h	Local Time	5	24.690	29.374	27.084	36.594	1'57.742	203,2	9:55'29.231
1		31.966	28.502	38.361			9:47'51.440	6	24.511	29.493	27.040	36.402	1'57.446	204,0	9:57'26.677
2	26.501	31.408	27.958	37.197	2'03.064	196,0	9:49'54.504	7	24.535	29.514	27.153	48.491	2'09.693P	204,8	9:59'36.370
3	25.932	30.599	27.713	36.926	2'01.170	198,1	9:51'55.674	8	7'14.537	29.864	27.163	36.430	8'47.994P		10:08'24.364
4	25.158	30.559	27.206	48.108	2'11.031P	199,2	9:54'06.705	9	24.304	29.250	26.444	36.076	1'56.074	207,8	10:10'20.438
20° 3 M. GAGGI (1'55.002)															
21° 37 P. FRAGOSO (1'55.117)															
22° 7 J. GIMBERT (1'55.554)															
23° 84 K. ALOISI (1'55.590)															

16/10/2020 P = Pits In/Out - C = Lap Time Cancelled

These data/results cannot be reproduced, stored and/or transmitted in whole or in part by any manner of electronic, mechanical, photocopying, recording, broadcasting or otherwise now known or herein after developed without the previous express consent by the copyright owner, except for reproduction in daily press and regular printed publications on sale to the public within 60 days of the event related to those data/results and always provided that copyright symbol appears together as follows below.

© DORNA WSBK ORGANIZATION Srl 2020



Official Fuel Supplier

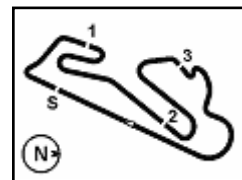


FKR PERUGIA TIMING

Official Tyre Supplier



Official Timekeeper



Circuito Estoril 4.182 m

Pirelli Estoril Round, 16 - 18 October 2020

Chronological Analysis Free Practice 1st Session Gr.A

2	18'43.549	32.032	29.025	37.897	20'22.503	204,8	10:07'30.979
3	25.487	29.796	27.365	36.730	1'59.378C	197,4	10:09'30.357
4	24.606	29.307	26.960	36.186	1'57.059	201,4	10:11'27.416
5	24.222	29.161	26.672	36.348	1'56.403	203,2	10:13'23.819
6	24.228	29.045	26.427	35.890	1'55.590	202,1	10:15'19.409

24° 86 J. MCMANUS (1'57.919)							
Lap	Seg.1	Seg.2	Seg.3	Seg.4	Lap Time	km/h	Local Time
1		33.598	31.003	39.224			9:47'33.879
2	27.044	30.765	29.093	37.731	2'04.633	183,6	9:49'38.512
3	26.432	30.563	28.799	36.769	2'02.563	186,4	9:51'41.075
4	25.741	30.595	28.450	37.548	2'02.334	195,7	9:53'43.409
5	25.481	30.050	29.021	37.189	2'01.741	194,3	9:55'45.150
6	25.276	30.225	28.389	37.268	2'01.158	197,8	9:57'46.308
7	25.055	30.062	28.226	36.507	1'59.850	193,9	9:59'46.158
8	24.854	29.600	27.555	36.379	1'58.388	196,0	10:01'44.546
9	24.767	30.269	27.678	36.715	1'59.429	196,7	10:03'43.975
10	24.768	30.023	27.281	36.279	1'58.351	193,9	10:05'42.326
11	24.456	29.815	27.402	36.529	1'58.202	194,6	10:07'40.528
12	24.752	30.165	27.161	36.406	1'58.484	199,6	10:09'39.012
13	24.515	29.677	27.470	36.285	1'57.947	199,9	10:11'36.959
14	24.600	29.631	27.178	36.510	1'57.919	193,3	10:13'34.878
15	24.634	29.807	27.430	36.347	1'58.218	193,3	10:15'33.096

25° 18 I. OFFER (1'59.625)							
Lap	Seg.1	Seg.2	Seg.3	Seg.4	Lap Time	km/h	Local Time
1		33.770	30.322	39.948			9:47'16.373
2	26.002	31.153	29.722	39.257	2'06.134	202,9	9:49'22.507
3	26.028	31.668	29.660	38.872	2'06.228	196,7	9:51'28.735
4	25.546	30.889	29.106	38.475	2'04.016	201,0	9:53'32.751
5	25.355	30.484	28.793	38.304	2'02.936	201,8	9:55'35.687
6	25.497	30.607	28.330	37.906	2'02.340	198,8	9:57'38.027
7	25.380	30.307	27.840	37.572	2'01.099	197,1	9:59'39.126
8	25.307	30.358	27.941	46.687	2'10.293P	198,8	10:01'49.419
9	2'56.203	31.494	28.988	38.320	4'35.005P		10:06'24.424
10	25.097	30.164	28.187	38.762	2'02.210	197,1	10:08'26.634
11	25.223	31.490	27.962	37.604	2'02.279	195,0	10:10'28.913
12	25.012	30.071	27.893	37.535	2'00.511	203,2	10:12'29.424
13	25.183	29.944	27.580	37.344	2'00.051	198,5	10:14'29.475
14	25.185	29.872	27.525	37.043	1'59.625	198,1	10:16'29.100

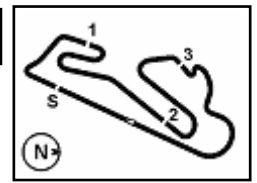
26° 77 L. GRUAU (2'01.913)							
Lap	Seg.1	Seg.2	Seg.3	Seg.4	Lap Time	km/h	Local Time
1		33.847	32.730	41.275			9:47'19.898
2	27.633	32.712	31.308	40.617	2'12.270	192,6	9:49'32.168
3	26.471	31.605	30.468	39.875	2'08.419	200,3	9:51'40.587
4	26.492	31.620	30.177	39.079	2'07.368	201,0	9:53'47.955
5	25.883	31.489	29.608	39.207	2'06.187	201,0	9:55'54.142
6	25.743	31.193	29.129	38.565	2'04.630	199,2	9:57'58.772
7	25.704	31.256	29.258	38.559	2'04.777	198,8	10:00'03.549
8	25.301	30.929	28.599	38.610	2'03.439	200,7	10:02'06.988
9	25.711	30.918	29.050	38.324	2'04.003	197,8	10:04'10.991
10	25.997	30.953	29.367	38.065	2'04.382	198,8	10:06'15.373
11	25.493	30.825	28.489	38.443	2'03.250	199,6	10:08'18.623
12	25.419	30.719	28.391	37.888	2'02.417	201,4	10:10'21.040
13	25.356	30.575	28.286	37.898	2'02.115	196,7	10:12'23.155
14	25.693	30.505	28.371	37.749	2'02.318	205,9	10:14'25.473
15	25.239	30.427	28.292	37.955	2'01.913	200,3	10:16'27.386

16/10/2020 P = Pits In/Out - C = Lap Time Cancelled

These data/results cannot be reproduced, stored and/or transmitted in whole or in part by any manner of electronic, mechanical, photocopying, recording, broadcasting or otherwise now known or herein after developed without the previous express consent by the copyright owner, except for reproduction in daily press and regular printed publications on sale to the public within 60 days of the event related to those data/results and always provided that copyright symbol appears together as follows below.

© DORNA WSBK ORGANIZATION Srl 2020

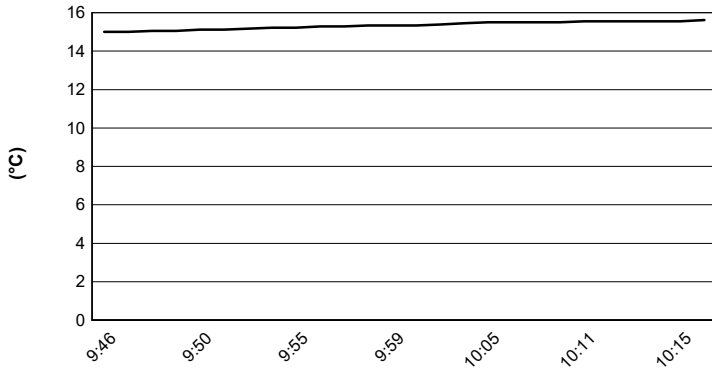




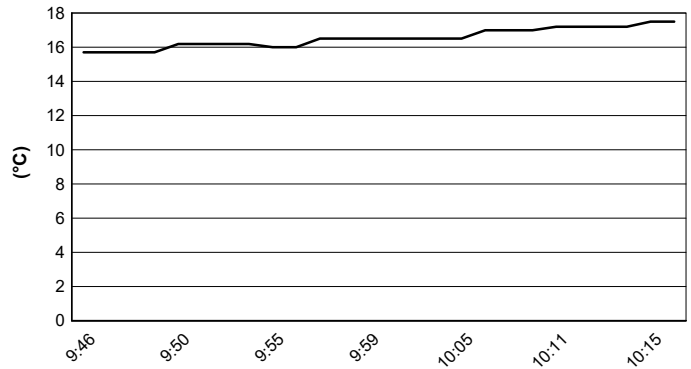
Circuito Estoril 4.182 m

Pirelli Estoril Round, 16 - 18 October 2020
Weather Report Free Practice 1st Session Gr.A
 Session started 09:45 - Session ended 10:17

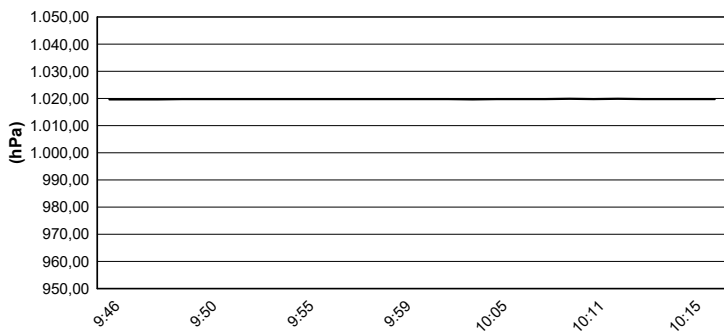
Air Temperature



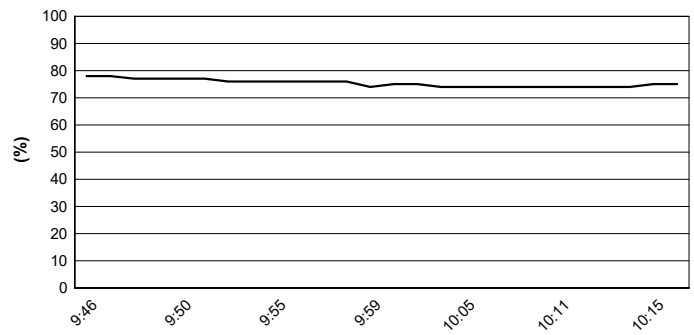
Track Temperature



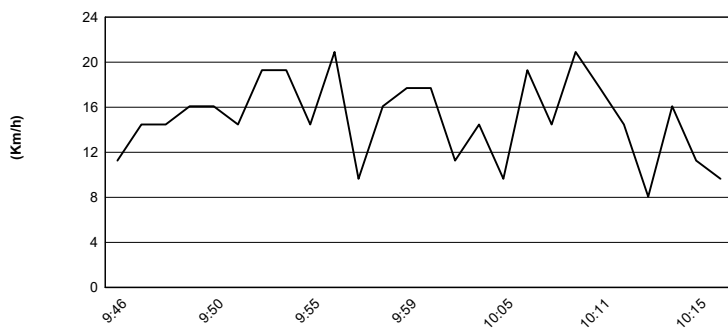
Air Pressure



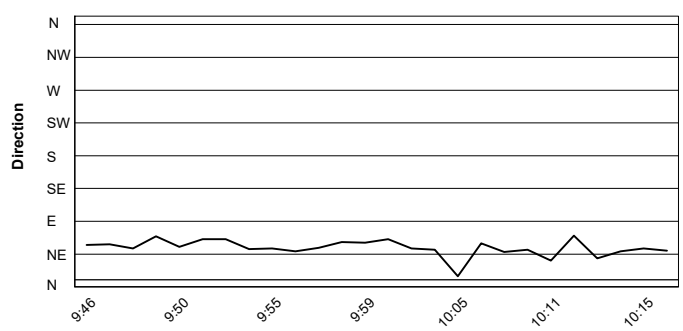
Humidity



Wind Speed



Wind Direction



16/10/2020

These data/results cannot be reproduced, stored and/or transmitted in whole or in part by any manner of electronic, mechanical, photocopying, recording, broadcasting or otherwise now known or herein after developed without the previous express consent by the copyright owner, except for reproduction in daily press and regular printed publications on sale to the public within 60 days of the event related to those data/results and always provided that copyright symbol appears together as follows below.

© DORNA WSBK ORGANIZATION Srl 2020



Official Fuel Supplier

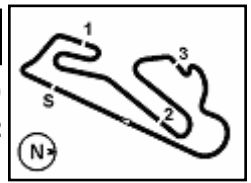


FICR PERUGIA TIMING

Official Tyre Supplier



Official Timekeeper



Pirelli Estoril Round, 16 - 18 October 2020

Free Practices Combined Times after FP1

Circuito Estoril 4.182 m

No.	Rider	Nat	Team	Bike	Class	FP1	FP2	FP3	Time	Gap	Rel.	Avg	LL
1	22 N. KALININ	UKR	Battley-RT Motorsports by SKM-Kawasaki	Kawasaki Ninja 400	A	1'52.146			1'52.146			134,246	14
2	88 B. IERACI	ITA	Kawasaki GP Project	Kawasaki Ninja 400	A	1'52.230			1'52.230	0.084	0.084	134,146	10
3	2 A. CARRION	ESP	ACCR Smrz Racing by Blue Garage	Kawasaki Ninja 400	A	1'52.394			1'52.394	0.248	0.164	133,950	15
4	69 T. BOOTH-AMOS	GBR	RT Motorsports by SKM - Kawasaki	Kawasaki Ninja 400	B	1'52.527			1'52.527	0.381	0.133	133,792	10
5	25 A. KROH	GER	Yamaha MS Racing	Yamaha YZF-R3	A	1'52.636			1'52.636	0.490	0.109	133,662	15
6	43 M. GARCIA	ESP	2R Racing	Kawasaki Ninja 400	A	1'52.702			1'52.702	0.556	0.066	133,584	13
7	83 M. KAWAKAMI	BRA	Team Brasil AD 78	Yamaha YZF-R3	B	1'52.713			1'52.713	0.567	0.011	133,571	11
8	10 U. ORRADRE	ESP	Yamaha MS Racing	Yamaha YZF-R3	A	1'52.730			1'52.730	0.584	0.017	133,551	15
9	17 K. MEUFFELS	NED	MTM Kawasaki MOTOPOST	Kawasaki Ninja 400	A	1'52.801			1'52.801	0.655	0.071	133,467	14
10	8 M. PEREZ	ESP	Prodina Ircos Team WorldSSP300	Kawasaki Ninja 400	A	1'52.830			1'52.830	0.684	0.029	133,433	12
11	27 F. ROVELLI	ITA	Kawasaki ParkinGO Team	Kawasaki Ninja 400	A	1'53.037			1'53.037	0.891	0.207	133,188	11
12	72 A. DIAZ	ESP	Biblion Motoxrcing Yamaha WorldSSP300	Yamaha YZF-R3	A	1'53.051			1'53.051	0.905	0.014	133,172	13
13	71 T. EDWARDS	AUS	Kawasaki ParkinGO Team	Kawasaki Ninja 400	B	1'53.080			1'53.080	0.934	0.029	133,138	13
14	26 M. GENNAI	ITA	Team BrCorse	Yamaha YZF-R3	A	1'53.152			1'53.152	1.006	0.072	133,053	8
15	19 V. RODRIGUEZ NUNEZ	ESP	EAB Ten Kate Racing	Yamaha YZF-R3	A	1'53.199			1'53.199	1.053	0.047	132,998	13
16	99 A. HUERTAS	ESP	ProGP Racing	Yamaha YZF-R3	B	1'53.243			1'53.243	1.097	0.044	132,946	13
17	45 F. MACAN	BRA	Team Brasil AD 78	Yamaha YZF-R3	A	1'53.327			1'53.327	1.181	0.084	132,847	12
18	54 B. SOFUOGLU	TUR	Biblion Motoxrcing Yamaha WorldSSP300	Yamaha YZF-R3	B	1'53.347			1'53.347	1.201	0.020	132,824	11
19	46 S. DI SORA	FRA	Leader Team Flembbo	Kawasaki Ninja 400	A	1'53.432			1'53.432	1.286	0.085	132,724	12
20	87 T. KAWAKAMI	BRA	Yamaha MS Racing	Yamaha YZF-R3	B	1'53.604			1'53.604	1.458	0.172	132,524	12
21	6 J. BUIS	NED	MTM Kawasaki MOTOPOST	Kawasaki Ninja 400	A	1'53.618			1'53.618	1.472	0.014	132,507	15
22	49 L. DE VLEESCHAUWER	BEL	RT Motorsports by SKM - Kawasaki	Kawasaki Ninja 400	B	1'53.653			1'53.653	1.507	0.035	132,466	9
23	64 H. DE CANCELLIS	FRA	Team TRASIMENO	Yamaha YZF-R3	B	1'53.701			1'53.701	1.555	0.048	132,410	5
24	85 K. SABATUCCI	ITA	Kawasaki GP Project	Kawasaki Ninja 400	B	1'53.785			1'53.785	1.639	0.084	132,313	12
25	44 T. BRAMICH	AUS	Carl Cox-RT Motorsports by SKM-Kawasaki	Kawasaki Ninja 400	A	1'53.920			1'53.920	1.774	0.135	132,156	14
26	95 S. DEROUE	NED	MTM Kawasaki MOTOPOST	Kawasaki Ninja 400	B	1'53.923			1'53.923	1.777	0.003	132,152	13
27	79 T. ALONSO	POR	Kawasaki Rame Moto Racing Team	Kawasaki Ninja 400	A	1'54.081			1'54.081	1.935	0.158	131,969	13
28	15 A. COPPOLA	ITA	Kawasaki GP Project	Kawasaki Ninja 400	B	1'54.122			1'54.122	1.976	0.041	131,922	11
29	70 M. DUARTE	POR	Yamaha MS Racing	Yamaha YZF-R3	A	1'54.145			1'54.145	1.999	0.023	131,895	15
30	33 O. NUNEZ ROLDAN	ESP	Scuderia Maranga Racing	Kawasaki Ninja 400	B	1'54.216			1'54.216	2.070	0.071	131,813	11
31	73 J. PEREZ GONZALEZ	ESP	Machado Came SBK	Yamaha YZF-R3	B	1'54.244			1'54.244	2.098	0.028	131,781	11
32	24 D. BLIN	POL	Biblion Motoxrcing Yamaha WorldSSP300	Yamaha YZF-R3	A	1'54.348			1'54.348	2.202	0.104	131,661	12
33	61 Y. OKAYA	JPN	MTM Kawasaki MOTOPOST	Kawasaki Ninja 400	B	1'54.604			1'54.604	2.458	0.256	131,367	14
34	53 P. SVOBODA	CZE	WRP Wepol Racing	Yamaha YZF-R3	B	1'54.648			1'54.648	2.502	0.044	131,317	13
35	3 M. GAGGI	ITA	Machado Came SBK	Yamaha YZF-R3	A	1'55.002			1'55.002	2.856	0.354	130,913	13
36	37 P. FRAGOSO	POR	Machado Came SBK	Yamaha YZF-R3	A	1'55.117			1'55.117	2.971	0.115	130,782	14
37	14 E. DE LA VEGA	FRA	Machado Came SBK	Yamaha YZF-R3	B	1'55.169			1'55.169	3.023	0.052	130,723	13
38	48 T. BRIANTI	ITA	Prodina Ircos Team WorldSSP300	Kawasaki Ninja 400	B	1'55.447			1'55.447	3.301	0.278	130,408	10
39	98 T. BERCOT	FRA	ProGP Racing	Yamaha YZF-R3	B	1'55.498			1'55.498	3.352	0.051	130,350	12
40	23 S. MARKARIAN	FRA	Yamaha MS Racing	Yamaha YZF-R3	B	1'55.552			1'55.552	3.406	0.054	130,289	13
41	7 J. GIMBERT	FRA	GP Project	Kawasaki Ninja 400	A	1'55.554			1'55.554	3.408	0.002	130,287	11
42	59 A. ZANCA	ITA	GP Project	Kawasaki Ninja 400	B	1'55.574			1'55.574	3.428	0.020	130,265	11
43	84 K. ALOISI	ITA	ProGP Racing	Yamaha YZF-R3	A	1'55.590			1'55.590	3.444	0.016	130,247	5
44	93 A. QUINET	FRA	TGP Racing	Kawasaki Ninja 400	B	1'56.945			1'56.945	4.799	1.355	128,737	13
45	94 S. SANCHEZ TAMAYO	ESP	2R Racing	Kawasaki Ninja 400	B	1'57.021			1'57.021	4.875	0.076	128,654	10
46	86 J. MCMANUS	IRL	Team#109 Kawasaki	Kawasaki Ninja 400	A	1'57.919			1'57.919	5.773	0.898	127,674	14
47	51 H. YEBRA PEREZ	ESP	Scuderia Maranga Racing	Kawasaki Ninja 400	B	1'57.983			1'57.983	5.837	0.064	127,605	13
48	35 L. SIMON	CZE	ACCR Czech Talent Team - Willi Race	Kawasaki Ninja 400	B	1'58.363			1'58.363	6.217	0.380	127,195	14
49	76 S. ZUDA	CZE	ACCR Smrz Racing by Blue Garage	Kawasaki Ninja 400	B	1'58.863			1'58.863	6.717	0.500	126,660	13
50	18 I. OFFER	GBR	Scuderia Maranga Racing	Kawasaki Ninja 400	A	1'59.625			1'59.625	7.479	0.762	125,853	13
51	77 L. GRUAU	FRA	TGP Racing	Kawasaki Ninja 400	A	2'01.913			2'01.913	9.767	2.288	123,491	14

16/10/2020

These data/results cannot be reproduced, stored and/or transmitted in whole or in part by any manner of electronic, mechanical, photocopying, recording, broadcasting or otherwise now known or herein after developed without the previous express consent by the copyright owner, except for reproduction in daily press and regular printed publications on sale to the public within 60 days of the event related to those data/results and always provided that copyright symbol appears together as follows below.

© DORNA WSBK ORGANIZATION Srl 2020

