

## Pirelli Estoril Round, 16 - 18 October 2020

### Results Free Practice 2nd Session Gr.A

Circuito Estoril 4.182 m

1 / 2

No.	Rider	Nat	Team	Bike	Class	Time	Gap	Rel.	Laps	Speed	
										Avg	Max
1	88 B. IERACI	ITA	Kawasaki GP Project	Kawasaki Ninja 400	A	<b>1'51.514</b>			5	135,007	<b>212,3</b>
2	8 M. PEREZ	ESP	Prodina Ircos Team WorldSSP300	Kawasaki Ninja 400	A	<b>1'51.606</b>	0.092	0.092	11	134,896	<b>213,1</b>
3	43 M. GARCIA	ESP	2R Racing	Kawasaki Ninja 400	A	<b>1'52.248</b>	0.734	0.642	12	134,124	<b>206,3</b>
4	72 A. DIAZ	ESP	Biblion Motoxrcing Yamaha WorldSSP300	Yamaha YZF-R3	A	<b>1'52.264</b>	0.750	0.016	15	134,105	<b>211,0</b>
5	46 S. DI SORA	FRA	Leader Team Flembbo	Kawasaki Ninja 400	A	<b>1'52.381</b>	0.867	0.117	12	133,966	<b>209,4</b>
6	27 F. ROVELLI	ITA	Kawasaki ParkinGO Team	Kawasaki Ninja 400	A	<b>1'52.566</b>	1.052	0.185	9	133,746	<b>212,7</b>
7	25 A. KROH	GER	Yamaha MS Racing	Yamaha YZF-R3	A	<b>1'52.616</b>	1.102	0.050	10	133,686	<b>216,9</b>
8	19 V. RODRIGUEZ NUNEZ	ESP	EAB Ten Kate Racing	Yamaha YZF-R3	A	<b>1'52.661</b>	1.147	0.045	15	133,633	<b>208,2</b>
9	17 K. MEUFFELS	NED	MTM Kawasaki MOTOPOST	Kawasaki Ninja 400	A	<b>1'52.765</b>	1.251	0.104	15	133,510	<b>216,0</b>
10	6 J. BUIS	NED	MTM Kawasaki MOTOPOST	Kawasaki Ninja 400	A	<b>1'52.792</b>	1.278	0.027	13	133,478	<b>212,7</b>
11	10 U. ORRADRE	ESP	Yamaha MS Racing	Yamaha YZF-R3	A	<b>1'52.861</b>	1.347	0.069	12	133,396	<b>218,6</b>
12	24 D. BLIN	POL	Biblion Motoxrcing Yamaha WorldSSP300	Yamaha YZF-R3	A	<b>1'52.911</b>	1.397	0.050	14	133,337	<b>210,6</b>
13	22 N. KALININ	UKR	Battley-RT Motorsports by SKM-Kawasaki	Kawasaki Ninja 400	A	<b>1'52.928</b>	1.414	0.017	13	133,317	<b>212,3</b>
14	2 A. CARRION	ESP	ACCR Smrz Racing by Blue Garage	Kawasaki Ninja 400	A	<b>1'52.928</b>	1.414	0.000	13	133,317	<b>207,8</b>
15	26 M. GENNAI	ITA	Team BrCorse	Yamaha YZF-R3	A	<b>1'52.978</b>	1.464	0.050	14	133,258	<b>213,5</b>
16	44 T. BRAMICH	AUS	Carl Cox-RT Motorsports by SKM-Kawasaki	Kawasaki Ninja 400	A	<b>1'53.327</b>	1.813	0.349	15	132,847	<b>214,3</b>
17	3 M. GAGGI	ITA	Machado Came SBK	Yamaha YZF-R3	A	<b>1'53.335</b>	1.821	0.008	13	132,838	<b>213,5</b>
18	79 T. ALONSO	POR	Kawasaki Rame Moto Racing Team	Kawasaki Ninja 400	A	<b>1'54.124</b>	2.610	0.789	14	131,920	<b>202,1</b>
19	45 F. MACAN	BRA	Team Brasil AD 78	Yamaha YZF-R3	A	<b>1'54.134</b>	2.620	0.010	6	131,908	<b>212,3</b>
20	7 J. GIMBERT	FRA	GP Project	Kawasaki Ninja 400	A	<b>1'54.176</b>	2.662	0.042	12	131,860	<b>209,0</b>
21	37 P. FRAGOSO	POR	Machado Came SBK	Yamaha YZF-R3	A	<b>1'54.964</b>	3.450	0.788	14	130,956	<b>210,6</b>
22	84 K. ALOISI	ITA	ProGP Racing	Yamaha YZF-R3	A	<b>1'55.240</b>	3.726	0.276	11	130,642	<b>205,1</b>
23	70 M. DUARTE	POR	Yamaha MS Racing	Yamaha YZF-R3	A	<b>1'56.164</b>	4.650	0.924	12	129,603	<b>207,1</b>
24	86 J. MCMANUS	IRL	Team#109 Kawasaki	Kawasaki Ninja 400	A	<b>1'56.387</b>	4.873	0.223	15	129,355	<b>208,2</b>
25	18 I. OFFER	GBR	Scuderia Maranga Racing	Kawasaki Ninja 400	A	<b>1'58.451</b>	6.937	2.064	13	127,101	<b>201,0</b>
----- Out 107% in this Session -----											
26	77 L. GRUAU	FRA	TGP Racing	Kawasaki Ninja 400	A	<b>2'00.563</b>	9.049	2.112	14	124,874	<b>202,5</b>

Qualifying Lap Time (107% of 1'51.514): 1'59.321

AIR	Humidity:	54%	Temp:	19°C
TRACK	Condition:	Dry	Temp:	30°C

Start 16/10/2020 14:15 End 14:47 The results are provisional until the end of the time limit for protests and appeals and the completion of the technical checks.

These data/results cannot be reproduced, stored and/or transmitted in whole or in part by any manner of electronic, mechanical, photocopying, recording, broadcasting or otherwise now known or herein after developed without the previous express consent by the copyright owner, except for reproduction in daily press and regular printed publications on sale to the public within 60 days of the event related to those data/results and always provided that copyright symbol appears together as follows below.

© DORNA WSBK ORGANIZATION Srl 2020



Official Fuel Supplier

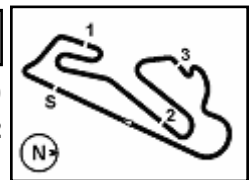


PIRELLI PERUGIA TIMING

Official Tyre Supplier



Official Timekeeper



## Pirelli Estoril Round, 16 - 18 October 2020

### Results Free Practice 2nd Session Gr.A

#### Session Highlights

Local Time	No. Rider	Description
14.15.00		Start
14.18.59	24 D. BLIN	Current Lap Cancelled - Exceeded Track Limits - Turn 4
14.20.14	6 J. BUIS	Lap Cancelled (1'54.758) - Exceeded Track Limits - Turn 4
14.20.26	24 D. BLIN	Current Lap Cancelled - Exceeded Track Limits - Turn 4
14.20.31	27 F. ROVELLI	Current Lap Cancelled - Exceeded Track Limits - Turn 4
14.20.36	37 P. FRAGOSO	Current Lap Cancelled - Exceeded Track Limits - Turn 4
14.20.42	19 V. RODRIGUEZ NUNEZ	Current Lap Cancelled - Exceeded Track Limits - Turn 6
14.24.09	46 S. DI SORA	Current Lap Cancelled - Exceeded Track Limits - Turn 1
14.24.38	6 J. BUIS	Current Lap Cancelled - Exceeded Track Limits - Turn 7
14.25.37	2 A. CARRION	Lap Cancelled (1'53.960) - Exceeded Track Limits - Turn 4
14.25.46	27 F. ROVELLI	Current Lap Cancelled - Exceeded Track Limits - Turn 1
14.26.15	46 S. DI SORA	Current Lap Cancelled - Exceeded Track Limits - Turn 4
14.26.21	43 M. GARCIA	Current Lap Cancelled - Exceeded Track Limits - Turn 1
14.27.31	19 V. RODRIGUEZ NUNEZ	Current Lap Cancelled - Exceeded Track Limits - Turn 1
14.27.34	79 T. ALONSO	Current Lap Cancelled - Exceeded Track Limits - Turn 1
14.28.08	70 M. DUARTE	Current Lap Cancelled - Exceeded Track Limits - Turn 4
14.28.13	44 T. BRAMICH	Current Lap Cancelled - Exceeded Track Limits - Turn 4
14.29.28	24 D. BLIN	Lap Cancelled (1'54.375) - Exceeded Track Limits - Turn 7
14.29.55	17 K. MEUFFELS	Current Lap Cancelled - Exceeded Track Limits - Turn 1
14.29.59	24 D. BLIN	Current Lap Cancelled - Exceeded Track Limits - Turn 4
14.30.23	45 F. MACAN	Technical Problem - Turn 6
14.31.21	46 S. DI SORA	Current Lap Cancelled - Exceeded Track Limits - Turn 1
14.33.15	18 I. OFFER	Current Lap Cancelled - Exceeded Track Limits - Turn 1
14.33.55	72 A. DIAZ	Current Lap Cancelled - Exceeded Track Limits - Turn 4
14.35.22	10 U. ORRADRE	Current Lap Cancelled - Exceeded Track Limits - Turn 1
14.35.56	2 A. CARRION	Current Lap Cancelled - Exceeded Track Limits - Turn 4
14.36.01	18 I. OFFER	Current Lap Cancelled - Exceeded Track Limits - Turn 4
14.36.48	70 M. DUARTE	Current Lap Cancelled - Exceeded Track Limits - Turn 1
14.36.57	25 A. KROH	Current Lap Cancelled - Exceeded Track Limits - Turn 1
14.38.07	44 T. BRAMICH	Current Lap Cancelled - Exceeded Track Limits - Turn 4
14.38.45	70 M. DUARTE	Current Lap Cancelled - Exceeded Track Limits - Turn 1
14.39.24	79 T. ALONSO	Current Lap Cancelled - Exceeded Track Limits - Turn 4
14.40.54	46 S. DI SORA	Current Lap Cancelled - Exceeded Track Limits - Turn 1
14.40.58	79 T. ALONSO	Current Lap Cancelled - Exceeded Track Limits - Turn 1
14.43.04	70 M. DUARTE	Current Lap Cancelled - Exceeded Track Limits - Turn 1
14.43.09	79 T. ALONSO	Current Lap Cancelled - Exceeded Track Limits - Turn 1
14.43.13	17 K. MEUFFELS	Current Lap Cancelled - Exceeded Track Limits - Turn 4
14.47.25		End Of Session

#### Fastest Laps Sequence

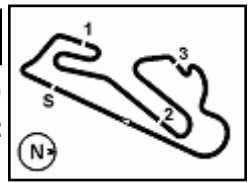
No.	Rider	Nat	Team	Bike	Local Time	Time	Gap	Avg
79	T. ALONSO	POR	Kawasaki Rame Moto Racing Team	Kawasaki Ninja 400	14:19'04.340	<b>1'55.030</b>		130,881
27	F. ROVELLI	ITA	Kawasaki ParkinGO Team	Kawasaki Ninja 400	14:19'07.485	<b>1'53.893</b>	-1.137	132,187
8	M. PEREZ	ESP	Prodina Ircos Team WorldSSP300	Kawasaki Ninja 400	14:19'13.679	<b>1'53.416</b>	-0.477	132,743
46	S. DI SORA	FRA	Leader Team Flembbo	Kawasaki Ninja 400	14:19'13.828	<b>1'52.941</b>	-0.475	133,301
88	B. IERACI	ITA	Kawasaki GP Project	Kawasaki Ninja 400	14:23'12.411	<b>1'52.320</b>	-0.621	134,038
88	B. IERACI	ITA	Kawasaki GP Project	Kawasaki Ninja 400	14:25'03.925	<b>1'51.514</b>	-0.806	135,007

16/10/2020 Start 14:15 End 14:47 The results are provisional until the end of the time limit for protests and appeals and the completion of the technical checks.

These data/results cannot be reproduced, stored and/or transmitted in whole or in part by any manner of electronic, mechanical, photocopying, recording, broadcasting or otherwise now known or herein after developed without the previous express consent by the copyright owner, except for reproduction in daily press and regular printed publications on sale to the public within 60 days of the event related to those data/results and always provided that copyright symbol appears together as follows below.

© DORNA WSBK ORGANIZATION Srl 2020





## Pirelli Estoril Round, 16 - 18 October 2020

### Free Practices Combined Results Gr.A after FP2

Circuito Estoril 4.182 m

No.	Rider	Nat	Team	Bike	Class	FP1	FP2	FP3	Time	Gap	Rel.	Avg	LL
1	<b>88 B. IERACI</b>	ITA	Kawasaki GP Project	Kawasaki Ninja 400	A	1'52.230	<b>1'51.514</b>		<b>1'51.514</b>			135,007	15
2	<b>8 M. PEREZ</b>	ESP	Prodina Ircos Team WorldSSP300	Kawasaki Ninja 400	A	1'52.830	<b>1'51.606</b>		<b>1'51.606</b>	0.092	0.092	134,896	23
3	<b>22 N. KALININ</b>	UKR	Battley-RT Motorsports by SKM-Kawasaki	Kawasaki Ninja 400	A	<b>1'52.146</b>	1'52.928		<b>1'52.146</b>	0.632	0.540	134,246	27
4	<b>43 M. GARCIA</b>	ESP	2R Racing	Kawasaki Ninja 400	A	1'52.702	<b>1'52.248</b>		<b>1'52.248</b>	0.734	0.102	134,124	25
5	<b>72 A. DIAZ</b>	ESP	Biblion Motoxtracing Yamaha WorldSSP300	Yamaha YZF-R3	A	1'53.051	<b>1'52.264</b>		<b>1'52.264</b>	0.750	0.016	134,105	28
6	<b>46 S. DI SORA</b>	FRA	Leader Team Flembbo	Kawasaki Ninja 400	A	1'53.432	<b>1'52.381</b>		<b>1'52.381</b>	0.867	0.117	133,966	24
7	<b>2 A. CARRION</b>	ESP	ACCR Smrz Racing by Blue Garage	Kawasaki Ninja 400	A	<b>1'52.394</b>	1'52.928		<b>1'52.394</b>	0.880	0.013	133,950	28
8	<b>27 F. ROVELLI</b>	ITA	Kawasaki ParkinGO Team	Kawasaki Ninja 400	A	1'53.037	<b>1'52.566</b>		<b>1'52.566</b>	1.052	0.172	133,746	20
9	<b>25 A. KROH</b>	GER	Yamaha MS Racing	Yamaha YZF-R3	A	1'52.636	<b>1'52.616</b>		<b>1'52.616</b>	1.102	0.050	133,686	25
10	<b>19 V. RODRIGUEZ NUNEZ</b>	ESP	EAB Ten Kate Racing	Yamaha YZF-R3	A	1'53.199	<b>1'52.661</b>		<b>1'52.661</b>	1.147	0.045	133,633	28
11	<b>10 U. ORRADRE</b>	ESP	Yamaha MS Racing	Yamaha YZF-R3	A	<b>1'52.730</b>	1'52.861		<b>1'52.730</b>	1.216	0.069	133,551	27
12	<b>17 K. MEUFFELS</b>	NED	MTM Kawasaki MOTOPOST	Kawasaki Ninja 400	A	1'52.801	<b>1'52.765</b>		<b>1'52.765</b>	1.251	0.035	133,510	29
13	<b>6 J. BUIS</b>	NED	MTM Kawasaki MOTOPOST	Kawasaki Ninja 400	A	1'53.618	<b>1'52.792</b>		<b>1'52.792</b>	1.278	0.027	133,478	28
14	<b>24 D. BLIN</b>	POL	Biblion Motoxtracing Yamaha WorldSSP300	Yamaha YZF-R3	A	1'54.348	<b>1'52.911</b>		<b>1'52.911</b>	1.397	0.119	133,337	26
15	<b>26 M. GENNAI</b>	ITA	Team BrCorse	Yamaha YZF-R3	A	1'53.152	<b>1'52.978</b>		<b>1'52.978</b>	1.464	0.067	133,258	22
16	<b>44 T. BRAMICH</b>	AUS	Carl Cox-RT Motorsports by SKM-Kawasaki	Kawasaki Ninja 400	A	1'53.920	<b>1'53.327</b>		<b>1'53.327</b>	1.813	0.349	132,847	29
17	<b>45 F. MACAN</b>	BRA	Team Brasil AD 78	Yamaha YZF-R3	A	<b>1'53.327</b>	1'54.134		<b>1'53.327</b>	1.813		132,847	18
18	<b>3 M. GAGGI</b>	ITA	Machado Came SBK	Yamaha YZF-R3	A	1'55.002	<b>1'53.335</b>		<b>1'53.335</b>	1.821	0.008	132,838	26
19	<b>79 T. ALONSO</b>	POR	Kawasaki Rame Moto Racing Team	Kawasaki Ninja 400	A	<b>1'54.081</b>	1'54.124		<b>1'54.081</b>	2.567	0.746	131,969	27
20	<b>70 M. DUARTE</b>	POR	Yamaha MS Racing	Yamaha YZF-R3	A	<b>1'54.145</b>	1'56.164		<b>1'54.145</b>	2.631	0.064	131,895	27
21	<b>7 J. GIMBERT</b>	FRA	GP Project	Kawasaki Ninja 400	A	1'55.554	<b>1'54.176</b>		<b>1'54.176</b>	2.662	0.031	131,860	23
22	<b>37 P. FRAGOSO</b>	POR	Machado Came SBK	Yamaha YZF-R3	A	1'55.117	<b>1'54.964</b>		<b>1'54.964</b>	3.450	0.788	130,956	28
23	<b>84 K. ALOISI</b>	ITA	ProGP Racing	Yamaha YZF-R3	A	1'55.590	<b>1'55.240</b>		<b>1'55.240</b>	3.726	0.276	130,642	16
24	<b>86 J. MCMANUS</b>	IRL	Team#109 Kawasaki	Kawasaki Ninja 400	A	1'57.919	<b>1'56.387</b>		<b>1'56.387</b>	4.873	1.147	129,355	29
25	<b>18 I. OFFER</b>	GBR	Scuderia Maranga Racing	Kawasaki Ninja 400	A	1'59.625	<b>1'58.451</b>		<b>1'58.451</b>	6.937	2.064	127,101	26
26	<b>77 L. GRUAU</b>	FRA	TGP Racing	Kawasaki Ninja 400	A	2'01.913	<b>2'00.563</b>		<b>2'00.563</b>	9.049	2.112	124,874	28

Top 3 Average Time: 1'51.755

16/10/2020

These data/results cannot be reproduced, stored and/or transmitted in whole or in part by any manner of electronic, mechanical, photocopying, recording, broadcasting or otherwise now known or herein after developed without the previous express consent by the copyright owner, except for reproduction in daily press and regular printed publications on sale to the public within 60 days of the event related to those data/results and always provided that copyright symbol appears together as follows below.

© DORNA WSBK ORGANIZATION Srl 2020



Official Fuel Supplier

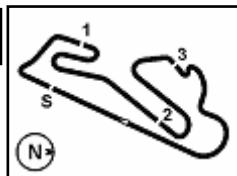


FKR PERUGIA TIMING

Official Tyre Supplier



Official Timekeeper



## Pirelli Estoril Round, 16 - 18 October 2020

### Best Sectors & Speed Free Practice 2nd Session Gr.A

Circuito Estoril 4.182 m

BEST LAP		
1	88 B. IERACI	Kawasaki Ninja 400 1'51.514
2	8 M. PEREZ	Kawasaki Ninja 400 1'51.606
3	43 M. GARCIA	Kawasaki Ninja 400 1'52.248
4	72 A. DIAZ	Yamaha YZF-R3 1'52.264
5	46 S. DI SORA	Kawasaki Ninja 400 1'52.381
6	27 F. ROVELLI	Kawasaki Ninja 400 1'52.566
7	25 A. KROH	Yamaha YZF-R3 1'52.616
8	19 V. RODRIGUEZ NUNEZ	Yamaha YZF-R3 1'52.661
9	17 K. MEUFFELS	Kawasaki Ninja 400 1'52.765
10	6 J. BUIS	Kawasaki Ninja 400 1'52.792
11	10 U. ORRADRE	Yamaha YZF-R3 1'52.861
12	24 D. BLIN	Yamaha YZF-R3 1'52.911
13	2 A. CARRION	Kawasaki Ninja 400 1'52.928
14	22 N. KALININ	Kawasaki Ninja 400 1'52.928
15	26 M. GENNAI	Yamaha YZF-R3 1'52.978
16	44 T. BRAMICH	Kawasaki Ninja 400 1'53.327
17	3 M. GAGGI	Yamaha YZF-R3 1'53.335
18	79 T. ALONSO	Kawasaki Ninja 400 1'54.124
19	45 F. MACAN	Yamaha YZF-R3 1'54.134
20	7 J. GIMBERT	Kawasaki Ninja 400 1'54.176
21	37 P. FRAGOSO	Yamaha YZF-R3 1'54.964
22	84 K. ALOISI	Yamaha YZF-R3 1'55.240
23	70 M. DUARTE	Yamaha YZF-R3 1'56.164
24	86 J. MCMANUS	Kawasaki Ninja 400 1'56.387
25	18 I. OFFER	Kawasaki Ninja 400 1'58.451
26	77 L. GRUAU	Kawasaki Ninja 400 2'00.563

SPEED		
1	10 U. ORRADRE	Yamaha YZF-R3 218,6
2	25 A. KROH	Yamaha YZF-R3 216,9
3	17 K. MEUFFELS	Kawasaki Ninja 400 216,0
4	44 T. BRAMICH	Kawasaki Ninja 400 214,3
5	26 M. GENNAI	Yamaha YZF-R3 213,5
6	3 M. GAGGI	Yamaha YZF-R3 213,5
7	8 M. PEREZ	Kawasaki Ninja 400 213,1
8	6 J. BUIS	Kawasaki Ninja 400 212,7
9	27 F. ROVELLI	Kawasaki Ninja 400 212,7
10	88 B. IERACI	Kawasaki Ninja 400 212,3
11	22 N. KALININ	Kawasaki Ninja 400 212,3
12	45 F. MACAN	Yamaha YZF-R3 212,3
13	72 A. DIAZ	Yamaha YZF-R3 211,0
14	24 D. BLIN	Yamaha YZF-R3 210,6
15	37 P. FRAGOSO	Yamaha YZF-R3 210,6
16	46 S. DI SORA	Kawasaki Ninja 400 209,4
17	7 J. GIMBERT	Kawasaki Ninja 400 209,0
18	19 V. RODRIGUEZ NUNEZ	Yamaha YZF-R3 208,2
19	86 J. MCMANUS	Kawasaki Ninja 400 208,2
20	2 A. CARRION	Kawasaki Ninja 400 207,8
21	70 M. DUARTE	Yamaha YZF-R3 207,1
22	43 M. GARCIA	Kawasaki Ninja 400 206,3
23	84 K. ALOISI	Yamaha YZF-R3 205,1
24	77 L. GRUAU	Kawasaki Ninja 400 202,5
25	79 T. ALONSO	Kawasaki Ninja 400 202,1
26	18 I. OFFER	Kawasaki Ninja 400 201,0

SEG. 1		
1	8 M. PEREZ	23.032
2	88 B. IERACI	23.112
3	10 U. ORRADRE	23.210
4	72 A. DIAZ	23.280
5	46 S. DI SORA	23.328
6	26 M. GENNAI	23.341
7	24 D. BLIN	23.356
8	25 A. KROH	23.373
9	22 N. KALININ	23.391
10	27 F. ROVELLI	23.392
11	6 J. BUIS	23.401
12	19 V. RODRIGUEZ NUNEZ	23.407
13	17 K. MEUFFELS	23.413
14	2 A. CARRION	23.430
15	3 M. GAGGI	23.431
16	44 T. BRAMICH	23.556
17	43 M. GARCIA	23.594
18	45 F. MACAN	23.605
19	7 J. GIMBERT	23.615
20	37 P. FRAGOSO	23.651
21	79 T. ALONSO	23.745
22	70 M. DUARTE	23.752
23	86 J. MCMANUS	24.028
24	84 K. ALOISI	24.036
25	18 I. OFFER	24.587
26	77 L. GRUAU	25.034

SEG. 2		
1	8 M. PEREZ	27.919
2	19 V. RODRIGUEZ NUNEZ	28.169
3	72 A. DIAZ	28.197
4	46 S. DI SORA	28.199
5	26 M. GENNAI	28.222
6	43 M. GARCIA	28.249
7	25 A. KROH	28.259
8	6 J. BUIS	28.270
9	10 U. ORRADRE	28.290
10	2 A. CARRION	28.296
11	17 K. MEUFFELS	28.308
12	22 N. KALININ	28.326
13	27 F. ROVELLI	28.378
14	88 B. IERACI	28.390
15	44 T. BRAMICH	28.520
16	79 T. ALONSO	28.525
17	3 M. GAGGI	28.532
18	24 D. BLIN	28.563
19	45 F. MACAN	28.618
20	37 P. FRAGOSO	28.621
21	84 K. ALOISI	28.787
22	7 J. GIMBERT	28.825
23	70 M. DUARTE	28.879
24	86 J. MCMANUS	29.166
25	18 I. OFFER	29.801
26	77 L. GRUAU	30.295

SEG. 3		
1	43 M. GARCIA	25.396
2	46 S. DI SORA	25.447
3	8 M. PEREZ	25.494
4	88 B. IERACI	25.496
5	10 U. ORRADRE	25.530
6	6 J. BUIS	25.545
7	24 D. BLIN	25.581
8	22 N. KALININ	25.642
9	27 F. ROVELLI	25.702
10	19 V. RODRIGUEZ NUNEZ	25.714
11	72 A. DIAZ	25.719
12	26 M. GENNAI	25.753
13	2 A. CARRION	25.791
14	25 A. KROH	25.793
15	17 K. MEUFFELS	25.799
16	79 T. ALONSO	25.941
17	45 F. MACAN	26.011
18	44 T. BRAMICH	26.016
19	3 M. GAGGI	26.088
20	7 J. GIMBERT	26.182
21	37 P. FRAGOSO	26.216
22	84 K. ALOISI	26.349
23	70 M. DUARTE	26.636
24	86 J. MCMANUS	26.689
25	18 I. OFFER	27.077
26	77 L. GRUAU	27.683

SEG. 4		
1	88 B. IERACI	34.516
2	8 M. PEREZ	34.702
3	43 M. GARCIA	34.713
4	17 K. MEUFFELS	34.793
5	46 S. DI SORA	34.825
6	72 A. DIAZ	34.874
7	22 N. KALININ	34.885
8	19 V. RODRIGUEZ NUNEZ	34.951
9	2 A. CARRION	34.959
10	25 A. KROH	34.963
11	3 M. GAGGI	35.029
12	44 T. BRAMICH	35.058
13	26 M. GENNAI	35.061
14	27 F. ROVELLI	35.094
15	6 J. BUIS	35.151
16	24 D. BLIN	35.247
17	10 U. ORRADRE	35.269
18	7 J. GIMBERT	35.408
19	45 F. MACAN	35.510
20	79 T. ALONSO	35.510
21	84 K. ALOISI	35.714
22	37 P. FRAGOSO	35.755
23	86 J. MCMANUS	35.911
24	70 M. DUARTE	36.313
25	18 I. OFFER	36.809
26	77 L. GRUAU	37.276

16/10/2020

These data/results cannot be reproduced, stored and/or transmitted in whole or in part by any manner of electronic, mechanical, photocopying, recording, broadcasting or otherwise now known or herein after developed without the previous express consent by the copyright owner, except for reproduction in daily press and regular printed publications on sale to the public within 60 days of the event related to those data/results and always provided that copyright symbol appears together as follows below.

© DORNA WSBK ORGANIZATION Srl 2020



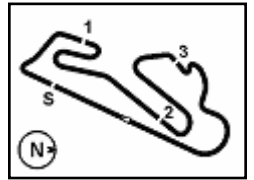
Official Fuel Supplier



Official Tyre Supplier



Official Timekeeper



Circuito Estoril 4.182 m

## Pirelli Estoril Round, 16 - 18 October 2020

### Ideal Times Free Practice 2nd Session Gr.A

No.	Rider	Nat	Bike	Seg. 1	Seg. 2	Seg. 3	Seg. 4	Ideal Time		
				Diff. 1	Diff. 2	Diff. 3	Diff. 4	Best Lap	Pos.	Diff.
1	<b>8 M. PEREZ</b>	ESP	Kawasaki Ninja 400	<b>23.032</b>	<b>27.919</b> +0.085	25.494 +0.064	34.702 +0.310	<b>1'51.147</b> 1'51.606	2	0.459
2	<b>88 B. IERACI</b>	ITA	Kawasaki Ninja 400	23.112	28.390	25.496	<b>34.516</b>	<b>1'51.514</b> 1'51.514	1	
3	<b>46 S. DI SORA</b>	FRA	Kawasaki Ninja 400	23.328 +0.142	28.199 +0.424	25.447	34.825 +0.016	<b>1'51.799</b> 1'52.381	5	0.582
4	<b>43 M. GARCIA</b>	ESP	Kawasaki Ninja 400	23.594 +0.059	28.249 +0.175	<b>25.396</b> +0.062	34.713	<b>1'51.952</b> 1'52.248	3	0.296
5	<b>72 A. DIAZ</b>	ESP	Yamaha YZF-R3	23.280	28.197	25.719	34.874 +0.194	<b>1'52.070</b> 1'52.264	4	0.194
6	<b>19 V. RODRIGUEZ NUNEZ</b>	ESP	Yamaha YZF-R3	23.407	28.169	25.714 +0.206	34.951 +0.214	<b>1'52.241</b> 1'52.661	8	0.420
7	<b>22 N. KALININ</b>	UKR	Kawasaki Ninja 400	23.391 +0.184	28.326 +0.321	25.642 +0.179	34.885	<b>1'52.244</b> 1'52.928	14	0.684
8	<b>10 U. ORRADRE</b>	ESP	Yamaha YZF-R3	23.210 +0.072	28.290 +0.315	25.530	35.269 +0.175	<b>1'52.299</b> 1'52.861	11	0.562
9	<b>17 K. MEUFFELS</b>	NED	Kawasaki Ninja 400	23.413 +0.190	28.308 +0.140	25.799 +0.122	34.793	<b>1'52.313</b> 1'52.765	9	0.452
10	<b>6 J. BUIS</b>	NED	Kawasaki Ninja 400	23.401 +0.119	28.270 +0.257	25.545	35.151 +0.049	<b>1'52.367</b> 1'52.792	10	0.425
11	<b>26 M. GENNAI</b>	ITA	Yamaha YZF-R3	23.341 +0.145	28.222 +0.050	25.753 +0.383	35.061 +0.023	<b>1'52.377</b> 1'52.978	15	0.601
12	<b>25 A. KROH</b>	GER	Yamaha YZF-R3	23.373	28.259	25.793	34.963 +0.228	<b>1'52.388</b> 1'52.616	7	0.228
13	<b>2 A. CARRION</b>	ESP	Kawasaki Ninja 400	23.430 +0.153	28.296 +0.191	25.791 +0.108	34.959	<b>1'52.476</b> 1'52.928	13	0.452
14	<b>27 F. ROVELLI</b>	ITA	Kawasaki Ninja 400	23.392	28.378	25.702	35.094	<b>1'52.566</b> 1'52.566	6	
15	<b>24 D. BLIN</b>	POL	Yamaha YZF-R3	23.356	28.563 +0.100	25.581	35.247 +0.064	<b>1'52.747</b> 1'52.911	12	0.164
16	<b>3 M. GAGGI</b>	ITA	Yamaha YZF-R3	23.431 +0.202	28.532 +0.043	26.088 +0.010	35.029	<b>1'53.080</b> 1'53.335	17	0.255
17	<b>44 T. BRAMICH</b>	AUS	Kawasaki Ninja 400	23.556 +0.005	28.520	26.016 +0.172	35.058	<b>1'53.150</b> 1'53.327	16	0.177
18	<b>79 T. ALONSO</b>	POR	Kawasaki Ninja 400	23.745 +0.190	28.525	25.941 +0.081	35.510 +0.132	<b>1'53.721</b> 1'54.124	18	0.403
19	<b>45 F. MACAN</b>	BRA	Yamaha YZF-R3	23.605 +0.086	28.618 +0.188	26.011	35.510 +0.116	<b>1'53.744</b> 1'54.134	19	0.390
20	<b>7 J. GIMBERT</b>	FRA	Kawasaki Ninja 400	23.615 +0.115	28.825	26.182	35.408 +0.031	<b>1'54.030</b> 1'54.176	20	0.146
21	<b>37 P. FRAGOSO</b>	POR	Yamaha YZF-R3	23.651 +0.387	28.621 +0.181	26.216	35.755 +0.153	<b>1'54.243</b> 1'54.964	21	0.721
22	<b>84 K. ALOISI</b>	ITA	Yamaha YZF-R3	24.036 +0.289	28.787 +0.065	26.349	35.714	<b>1'54.886</b> 1'55.240	22	0.354
23	<b>70 M. DUARTE</b>	POR	Yamaha YZF-R3	23.752 +0.205	28.879 +0.134	26.636 +0.004	36.313 +0.241	<b>1'55.580</b> 1'56.164	23	0.584
24	<b>86 J. MCMANUS</b>	IRL	Kawasaki Ninja 400	24.028 +0.157	29.166 +0.273	26.689 +0.113	35.911 +0.050	<b>1'55.794</b> 1'56.387	24	0.593
25	<b>18 I. OFFER</b>	GBR	Kawasaki Ninja 400	24.587	29.801	27.077 +0.177	36.809	<b>1'58.274</b> 1'58.451	25	0.177
26	<b>77 L. GRUAU</b>	FRA	Kawasaki Ninja 400	25.034 +0.081	30.295	27.683	37.276 +0.194	<b>2'00.288</b> 2'00.563	26	0.275
<b>Overall Ideal Time</b>				23.032	27.919	25.396	34.516	<b>1'50.863</b>		

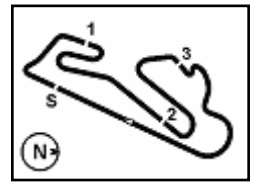
16/10/2020

These data/results cannot be reproduced, stored and/or transmitted in whole or in part by any manner of electronic, mechanical, photocopying, recording, broadcasting or otherwise now known or herein after developed without the previous express consent by the copyright owner, except for reproduction in daily press and regular printed publications on sale to the public within 60 days of the event related to those data/results and always provided that copyright symbol appears together as follows below.

© DORNA WSBK ORGANIZATION Srl 2020







## Pirelli Estoril Round, 16 - 18 October 2020

### Chronological Analysis Free Practice 2nd Session Gr.A

Circuito Estoril 4.182 m

1 / 4

1° 88 B. IERACI (1'51.514)							
Lap	Seg.1	Seg.2	Seg.3	Seg.4	Lap Time	km/h	Local Time
1		29.997	26.258	35.612			14:17'32.788
2	23.851	28.939	26.153	35.298	1'54.241	202,9	14:19'27.029
3	23.502	28.752	25.646	35.162	1'53.062	206,3	14:21'20.091
4	23.544	28.507	25.579	34.690	1'52.320	204,0	14:23'12.411
5	<b>23.112</b>	<b>28.390</b>	<b>25.496</b>	<b>34.516</b>	<b>1'51.514</b>	<b>212,3</b>	14:25'03.925
6	23.990	30.167	26.829	45.547	2'06.533P	205,5	14:27'10.458

2° 8 M. PEREZ (1'51.606)							
Lap	Seg.1	Seg.2	Seg.3	Seg.4	Lap Time	km/h	Local Time
1		30.452	27.144	36.912			14:17'20.263
2	23.365	28.937	25.760	35.354	1'53.416	<b>213,1</b>	14:19'13.679
3	28.021	28.803	25.721	35.357	1'57.902	207,8	14:21'11.581
4	23.430	30.379	28.532	39.622	2'01.963	211,0	14:23'13.544
5	23.341	28.216	25.763	<b>34.702</b>	1'52.022	207,1	14:25'05.566
6	23.132	28.158	31.475	35.217	1'57.982	211,4	14:27'03.548
7	23.351	<b>27.919</b>	25.963	49.140	2'06.373P	209,0	14:29'09.921
8	5'42.651	36.585	26.132	37.333	7'22.701P		14:36'32.622
9	23.517	28.548	25.567	34.824	1'52.456	209,8	14:38'25.078
10	23.189	28.765	<b>25.494</b>	35.049	1'52.497	210,2	14:40'17.575
11	<b>23.032</b>	28.004	25.558	35.012	<b>1'51.606</b>	212,7	14:42'09.181
12	23.285	28.383	31.934	46.247	2'09.849P	<b>213,1</b>	14:44'19.030

3° 43 M. GARCIA (1'52.248)							
Lap	Seg.1	Seg.2	Seg.3	Seg.4	Lap Time	km/h	Local Time
1		29.831	26.276	35.776			14:18'11.569
2	23.847	28.946	25.833	35.337	1'53.963	201,4	14:20'05.532
3	23.906	28.656	25.751	35.349	1'53.662	202,5	14:21'59.194
4	23.734	28.582	25.549	35.006	1'52.871	200,7	14:23'52.065
5	23.764	28.745	25.669	35.062	1'53.240	201,8	14:25'45.305
6	23.637	28.705	25.344	35.095	1'52.781C	204,8	14:27'38.086
7	23.641	28.745	<b>25.396</b>	35.066	1'52.848	202,1	14:29'30.934
8	24.128	29.189	26.057	43.225	2'02.599P	201,0	14:31'33.533
9	3'18.175	30.720	30.932	38.461	4'58.288P		14:36'31.821
10	25.374	28.635	25.508	35.539	1'55.056	204,8	14:38'26.877
11	23.653	28.424	25.458	<b>34.713</b>	<b>1'52.248</b>	203,2	14:40'19.125
12	<b>23.594</b>	28.778	25.467	34.752	1'52.591	<b>206,3</b>	14:42'11.716
13	23.633	<b>28.249</b>	26.187	41.317	1'59.386P	201,0	14:44'11.102

4° 72 A. DIAZ (1'52.264)							
Lap	Seg.1	Seg.2	Seg.3	Seg.4	Lap Time	km/h	Local Time
1		30.210	26.995	36.240			14:17'10.039
2	24.409	29.136	26.174	35.633	1'55.352	198,5	14:19'05.391
3	24.253	28.925	26.150	35.639	1'54.967	201,0	14:21'00.358
4	31.912	29.428	26.701	36.023	2'04.064	198,1	14:23'04.422
5	23.684	28.351	26.302	35.752	1'54.089	209,0	14:24'58.511
6	23.473	28.578	25.937	35.379	1'53.367	209,4	14:26'51.878
7	24.396	30.292	26.100	35.378	1'56.166	209,0	14:28'48.044
8	23.506	28.377	25.776	35.238	1'52.897	210,2	14:30'40.941
9	23.434	28.639	26.196	36.139	1'54.408	209,4	14:32'35.349
10	23.674	28.765	27.513	35.372	1'55.324C	206,3	14:34'30.673
11	23.581	28.343	25.970	35.048	1'52.942	208,2	14:36'23.615
12	23.556	28.770	32.495	35.822	2'00.643	208,2	14:38'24.258
13	23.685	29.037	25.793	<b>34.874</b>	1'53.389	209,8	14:40'17.647
14	<b>23.280</b>	<b>28.197</b>	<b>25.719</b>	35.068	<b>1'52.264</b>	210,2	14:42'09.911
15	23.425	28.509	26.026	35.717	1'53.677	208,6	14:44'03.588
16	23.971	32.581	25.862	34.899	1'57.313	<b>211,0</b>	14:46'00.901

5° 46 S. DI SORA (1'52.381)							
Lap	Seg.1	Seg.2	Seg.3	Seg.4	Lap Time	km/h	Local Time
1		29.424	26.472	35.649			14:17'20.887

2	23.400	28.786	25.930	<b>34.825</b>	1'52.941	201,0	14:19'13.828
3	24.136	33.502	25.944	35.288	1'58.870	202,1	14:21'12.698
4	23.579	28.209	26.254	44.247	2'02.289	207,5	14:23'14.987
5	23.715	28.494	25.610	35.223	1'53.042C	204,4	14:25'08.029
6	23.486	28.776	25.817	35.238	1'53.317C	209,0	14:27'01.346
7	23.867	<b>28.199</b>	25.626	35.042	1'52.734	208,2	14:28'54.080
8	23.470	28.623	<b>25.447</b>	34.841	<b>1'52.381</b>	205,5	14:30'46.461
9	<b>23.328</b>	28.645	31.911	47.015	2'10.899CP	<b>209,4</b>	14:32'57.360
10	5'41.381	31.116	26.108	35.722	7'14.327P		14:40'11.687
11	23.890	28.717	26.012	37.428	1'56.047C	201,4	14:42'07.734
12	28.421	28.720	26.007	35.043	1'58.191	202,9	14:44'05.925
13	23.593	28.345	25.909	35.251	1'53.098	205,9	14:45'59.023

6° 27 F. ROVELLI (1'52.566)							
Lap	Seg.1	Seg.2	Seg.3	Seg.4	Lap Time	km/h	Local Time
1		33.254	27.921	36.797			14:17'13.592
2	23.563	28.922	25.786	35.622	1'53.893	210,6	14:19'07.485
3	24.059	30.321			2'06.137C	202,1	14:21'13.622
4	23.766	28.603	26.292	36.352	1'55.013	203,6	14:23'08.635
5	23.878	29.164	25.960	38.990	1'57.992	199,2	14:25'06.627
6	23.692	30.294	27.246	46.380	2'07.612CP	207,5	14:27'14.239
7	5'48.419	28.843	25.773	35.646	7'18.681P		14:34'32.920
8	<b>23.392</b>	<b>28.378</b>	<b>25.702</b>	<b>35.094</b>	<b>1'52.566</b>	<b>212,7</b>	14:36'25.486
9	23.606	29.059	35.401	46.599	2'14.665P	<b>212,7</b>	14:38'40.151
10	2'11.147	35.388	30.451	59.040	4'16.026P		14:42'56.177

7° 25 A. KROH (1'52.616)							
Lap	Seg.1	Seg.2	Seg.3	Seg.4	Lap Time	km/h	Local Time
1		30.633	27.413	36.776			14:17'18.172
2	24.635	28.890	26.340	35.511	1'55.376	210,2	14:19'13.548
3	23.661	28.565	26.136	35.409	1'53.771	214,3	14:21'07.319
4	24.211	29.394	27.367	52.023	2'12.995P	213,5	14:23'20.314
5	5'54.290	29.041	26.112	35.921	7'25.364P		14:30'45.678
6	24.009	28.806	25.972	35.493	1'54.280	207,8	14:32'39.958
7	23.676	28.408	26.138	<b>34.963</b>	1'53.185	210,2	14:34'33.143
8	<b>23.373</b>	<b>28.259</b>	<b>25.793</b>	35.191	<b>1'52.616</b>	<b>216,9</b>	14:36'25.759
9	23.682	28.629	26.717	49.289	2'08.317CP	214,7	14:38'34.076
10	3'56.925	32.279	26.110	35.595	5'30.909P		14:44'04.985
11	23.796	28.575	26.270	36.429	1'55.070	206,7	14:46'00.055

8° 19 V. RODRIGUEZ NUNEZ (1'52.661)							
Lap	Seg.1	Seg.2	Seg.3	Seg.4	Lap Time	km/h	Local Time
1		30.570	27.511	36.493			14:17'17.251
2	23.911	28.947	25.887	35.978	1'54.723	205,9	14:19'11.974
3	23.621	28.650	26.119	35.840	1'54.230C	<b>208,2</b>	14:21'06.204
4	24.266	31.608	26.719	36.395	1'58.988	202,5	14:23'05.192
5	23.616	28.439	25.743	35.443	1'53.241	204,8	14:24'58.433
6	23.881	28.483	26.005	35.061	1'53.430	205,9	14:26'51.863
7	25.307	28.734	26.428	35.638	1'56.107C	204,8	14:28'47.970
8	23.470	28.399	25.772	35.100	1'52.741	206,7	14:30'40.711
9	23.470	28.898	25.973	35.540	1'53.881	205,9	14:32'34.592
10	23.769	29.725	27.575	36.791	1'57.860	205,1	14:34'32.452
11	23.555	28.421	25.830	35.013	1'52.819	<b>208,2</b>	14:36'25.271
12	23.558	29.067	26.416	38.759	1'57.800	207,5	14:38'23.071
13	23.422	28.181	26.213	35.152	1'52.968	206,3	14:40'16.039
14	23.702	29.156	<b>25.714</b>	<b>34.951</b>	1'53.523	204,4	14:42'09.562
15	<b>23.407</b>	<b>28.169</b>	25.920	35.165	<b>1'52.661</b>	207,5	14:44'02.223
16	23.884	31.378	27.991	34.973	1'58.226	204,8	14:46'00.449

9° 17 K. MEUFFELS (1'52.765)							
Lap	Seg.1	Seg.2	Seg.3	Seg.4	Lap Time	km/h	Local Time
1		30.608	26.989	37.220			14:17'17.178

16/10/2020 P = Pits In/Out - C = Lap Time Cancelled

These data/results cannot be reproduced, stored and/or transmitted in whole or in part by any manner of electronic, mechanical, photocopying, recording, broadcasting or otherwise now known or herein after developed without the previous express consent by the copyright owner, except for reproduction in daily press and regular printed publications on sale to the public within 60 days of the event related to those data/results and always provided that copyright symbol appears together as follows below.

© DORNA WSBK ORGANIZATION Srl 2020



Official Fuel Supplier

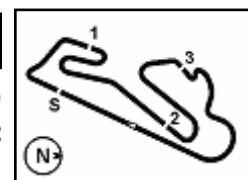


FKR PERUGIA TIMING

Official Tyre Supplier



Official Timekeeper



## Pirelli Estoril Round, 16 - 18 October 2020

### Chronological Analysis Free Practice 2nd Session Gr.A

Circuito Estoril 4.182 m

2	24.225	28.712	26.289	36.505	1'55.731	195,7	14:19'12.909	13	23.575	28.817	25.633	35.284	1'53.309	207,1	14:42'13.552
3	23.705	28.966	26.146	35.459	1'54.276	214,3	14:21'07.185	14	<b>23.356</b>	28.663	<b>25.581</b>	35.311	<b>1'52.911</b>	209,8	14:44'06.463
4	24.092	29.243	26.681	37.467	1'57.483	212,3	14:23'04.668	15	23.409	<b>28.563</b>	25.750	35.674	1'53.396	<b>210,6</b>	14:45'59.859

13°		22 N. KALININ (1'52.928)						
Lap	Seg.1	Seg.2	Seg.3	Seg.4	Lap Time	km/h	Local Time	
1		30.746	27.454	37.362			14:17'19.069	
2	24.147	28.617	26.107	35.636	1'54.507	210,6	14:19'13.576	
3	23.868	29.882	26.000	36.180	1'55.930	<b>212,3</b>	14:21'09.506	
4	24.107	28.488	26.897	35.733	1'55.225	207,1	14:23'04.731	
5	23.499	<b>28.326</b>	26.935	35.198	1'53.958	211,0	14:24'58.689	
6	<b>23.391</b>	28.598	26.566	46.438	2'04.993P	204,8	14:27'03.682	
7	1'08.805	29.070	26.276	35.187	2'29.338P		14:29'43.020	
8	23.748	28.935	25.952	35.176	1'53.811	204,0	14:31'36.831	
9	23.681	28.849	25.933	34.918	1'53.381	206,7	14:33'30.212	
10	23.574	28.722	25.737	35.100	1'53.133	204,8	14:35'23.345	
11	24.604	29.259	25.916	35.987	1'55.766	205,5	14:37'19.111	
12	23.575	28.647	25.821	<b>34.885</b>	<b>1'52.928</b>	204,8	14:39'12.039	
13	23.435	29.361	26.319	35.195	1'54.310	203,6	14:41'06.349	
14	23.525	28.708	<b>25.642</b>	46.338	2'04.213P	204,0	14:43'10.562	

10°		6 J. BUIS (1'52.792)						
Lap	Seg.1	Seg.2	Seg.3	Seg.4	Lap Time	km/h	Local Time	
1		30.721	26.921	36.813			14:17'16.571	
2	24.002	28.819	26.220	35.717	1'54.758C	<b>212,7</b>	14:19'11.329	
3	23.682	28.800	26.278	36.091	1'54.851	211,0	14:21'06.180	
4	26.239	29.081	26.754	36.050	1'58.124	202,1	14:23'04.304	
5	23.576	28.333	26.057	35.583	1'53.549C	211,8	14:24'57.853	
6	23.663	28.905	25.887	35.462	1'53.917	206,7	14:26'51.770	
7	24.744	28.991	26.459	35.570	1'55.764	207,1	14:28'47.534	
8	23.480	28.650	25.816	35.169	1'53.115	<b>212,7</b>	14:30'40.649	
9	25.378	29.105	26.107	44.828	2'05.418P	211,4	14:32'46.067	
10	3'47.502	35.284	35.252	37.971	5'36.009P		14:38'22.076	
11	23.800	28.717	26.010	35.434	1'53.961	206,3	14:40'16.037	
12	23.520	28.527	<b>25.545</b>	35.200	<b>1'52.792</b>	207,5	14:42'08.829	
13	26.967	28.714	25.952	<b>35.151</b>	1'56.784	211,0	14:44'05.613	
14	<b>23.401</b>	<b>28.270</b>	26.105	35.303	1'53.079	212,3	14:45'58.692	

14°		2 A. CARRION (1'52.928)						
Lap	Seg.1	Seg.2	Seg.3	Seg.4	Lap Time	km/h	Local Time	
1		29.383	26.932	36.230			14:17'23.264	
2	23.696	28.736	25.823	35.832	1'54.087	205,9	14:19'17.351	
3	<b>23.430</b>	28.623	25.887	35.538	1'53.478	<b>207,8</b>	14:21'10.829	
4	23.779	28.974	26.445	35.620	1'54.818	206,7	14:23'05.647	
5	23.742	<b>28.296</b>	26.200	35.722	1'53.960C	206,7	14:24'59.607	
6	24.004	28.750	26.361	35.610	1'54.725	205,9	14:26'54.332	
7	23.608	28.689	26.484	34.971	1'53.752	207,1	14:28'48.084	
8	23.583	28.487	25.899	<b>34.959</b>	<b>1'52.928</b>	202,9	14:30'41.012	
9	23.658	28.572	26.308	35.725	1'54.263	205,5	14:32'35.275	
10	23.563	28.552	25.911	35.867	1'53.893	<b>207,8</b>	14:34'29.168	
11	23.718	28.818	<b>25.791</b>	34.996	1'53.323C	200,3	14:36'22.491	
12	28.727	28.793	26.388	50.420	2'14.328P	204,8	14:38'36.819	
13	3'49.610	32.790	28.323	35.834	5'26.557P		14:44'03.376	
14	23.663	29.058	26.411	35.249	1'54.381	204,8	14:45'57.757	

11°		10 U. ORRADRE (1'52.861)						
Lap	Seg.1	Seg.2	Seg.3	Seg.4	Lap Time	km/h	Local Time	
1		30.653	27.034	37.185			14:17'17.364	
2	23.736	28.918	25.817	36.421	1'54.892	213,5	14:19'12.256	
3	23.582	28.630	26.110	36.093	1'54.415	215,2	14:21'06.671	
4	24.081	31.018	26.960	40.799	2'02.858	208,2	14:23'09.529	
5	23.430	28.588	25.802	35.921	1'53.741	208,2	14:25'03.270	
6	23.282	28.605	<b>25.530</b>	35.444	<b>1'52.861</b>	215,2	14:26'56.131	
7	23.415	<b>28.290</b>	26.125	35.846	1'53.676	210,2	14:28'49.807	
8	<b>23.210</b>	28.717	25.680	35.598	1'53.205	218,1	14:30'43.012	
9	23.710	28.514	26.964	<b>35.269</b>	1'54.457	204,4	14:32'37.469	
10	23.676	28.703	27.011	35.436	1'54.826	<b>218,6</b>	14:34'32.295	
11	26.162	29.310	26.203	46.131	2'07.806CP	213,9	14:36'40.101	
12	5'51.053	32.233	26.268	35.285	7'24.839P		14:44'04.940	
13	23.280	28.332	26.102	35.631	1'53.345	210,6	14:45'58.285	

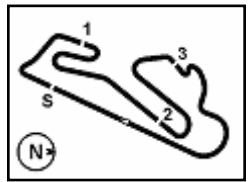
15°		26 M. GENNAI (1'52.978)						
Lap	Seg.1	Seg.2	Seg.3	Seg.4	Lap Time	km/h	Local Time	
1		30.754	27.520	36.342			14:17'17.452	
2	24.135	28.755	26.528	36.096	1'55.514	204,8	14:19'12.966	
3	<b>23.341</b>	28.618	26.022	35.772	1'53.753	<b>213,5</b>	14:21'06.719	
4	24.100	29.305	26.164	35.746	1'55.315	200,3	14:23'02.034	
5	24.128	28.883	25.865	35.415	1'54.291	195,7	14:24'56.325	
6	25.352	28.907	26.174	35.255	1'55.688	198,8	14:26'52.013	
7	24.082	29.285	26.350	<b>35.061</b>	1'54.778	202,5	14:28'46.791	
8	23.871	28.735	<b>25.753</b>	35.527	1'53.886	202,1	14:30'40.677	
9	23.773	28.600	25.886	35.137	1'53.396	203,6	14:32'34.073	
10	24.239	29.169	27.388	35.826	1'56.622	200,3	14:34'30.695	
11	23.748	<b>28.222</b>	26.053	35.553	1'53.576	203,6	14:36'24.271	
12	23.501	28.557	26.670	50.645	2'11.373P	207,1	14:38'35.644	
13	2'01.762	29.868	26.690	35.315	3'33.635P		14:42'09.279	
14	23.486	28.272	26.136	35.084	<b>1'52.978</b>	211,8	14:44'02.257	
15	23.952	29.073	27.133	35.340	1'55.498	207,5	14:45'57.755	

12°		24 D. BLIN (1'52.911)						
Lap	Seg.1	Seg.2	Seg.3	Seg.4	Lap Time	km/h	Local Time	
1		30.014	26.814	36.129			14:17'10.059	
2	24.241	30.068	26.329	36.906	1'57.544C	198,8	14:19'07.603	
3	24.091	29.987	31.936	36.571	2'02.585C	204,0	14:21'10.188	
4	24.203	29.432	27.216	37.716	1'58.567	208,6	14:23'08.755	
5	24.005	29.148	25.950	36.167	1'55.270	198,8	14:25'04.025	
6	24.030	28.800	27.869	40.646	2'01.345	205,9	14:27'05.370	
7	23.793	28.890	26.382	35.310	1'54.375C	205,9	14:28'59.745	
8	23.780	29.222	28.205	47.299	2'08.506CP	204,0	14:31'08.251	
9	1'54.686	28.892	26.574	35.692	3'25.844P		14:34'34.095	
10	23.935	29.233	26.222	38.472	1'57.862	205,5	14:36'31.957	
11	24.277	28.821	25.900	35.695	1'54.693	205,5	14:38'26.650	
12	24.141	28.570	25.635	<b>35.247</b>	1'53.593	202,5	14:40'20.243	

16°		44 T. BRAMICH (1'53.327)						
Lap	Seg.1	Seg.2	Seg.3	Seg.4	Lap Time	km/h	Local Time	
1		30.890	27.681	36.814			14:17'16.000	
2	24.793	29.339	26.973	36.381	1'57.486	206,3	14:19'13.486	
3	24.214	28.963	26.329	36.514	1'56.020	208,6	14:21'09.506	
4	24.444	29.208	26.319	36.117	1'56.088	207,1	14:23'05.594	
5	23.949	28.688	26.279	35.766	1'54.682	213,5	14:25'00.276	

16/10/2020 P = Pits In/Out - C = Lap Time Cancelled  
 These data/results cannot be reproduced, stored and/or transmitted in whole or in part by any manner of electronic, mechanical, photocopying, recording, broadcasting or otherwise now known or herein after developed without the previous express consent by the copyright owner, except for reproduction in daily press and regular printed publications on sale to the public within 60 days of the event related to those data/results and always provided that copyright symbol appears together as follows below.  
 © DORNA WSBK ORGANIZATION Srl 2020





## Pirelli Estoril Round, 16 - 18 October 2020 Chronological Analysis Free Practice 2nd Session Gr.A

Circuito Estoril 4.182 m

3 / 4

6	23.748	28.762	26.514	35.412	1'54.436	210,2	14:26'54.712	5	23.872	<b>28.825</b>	26.376	35.646	1'54.719	202,9	14:25'06.867
7	23.687	28.527	26.510	35.623	1'54.347C	211,8	14:28'49.059	6	23.851	29.140	26.395	35.663	1'55.049	199,9	14:27'01.916
8	23.570	29.089	26.274	35.518	1'54.451	213,1	14:30'43.510	7	23.913	29.019	26.473	46.856	2'06.261P	206,7	14:29'08.177
9	23.688	28.628	<b>26.016</b>	35.436	1'53.768	209,0	14:32'37.278	8	5'41.482	30.052	26.719	36.060	7'14.313P		14:36'22.490
10	23.755	28.675	26.213	35.877	1'54.520	213,5	14:34'31.798	9	24.233	29.102	27.143	41.018	2'01.496	203,6	14:38'23.986
11	23.736	28.889	26.622	35.300	1'54.547	209,8	14:36'26.345	10	23.752	29.239	26.367	35.607	1'54.965	<b>209,0</b>	14:40'18.951
12	23.944	29.488	26.258	37.012	1'56.702C	<b>214,3</b>	14:38'23.047	11	<b>23.615</b>	28.945	26.423	35.468	1'54.451	206,3	14:42'13.402
13	23.697	28.565	26.023	35.644	1'53.929	209,4	14:40'16.976	12	23.730	<b>28.825</b>	<b>26.182</b>	35.439	<b>1'54.176</b>	208,6	14:44'07.578
14	23.561	<b>28.520</b>	26.188	<b>35.058</b>	<b>1'53.327</b>	211,8	14:42'10.303	13	23.781	28.848	26.278	<b>35.408</b>	1'54.315	206,3	14:46'01.893
15	<b>23.556</b>	28.594	26.249	35.268	1'53.667	207,8	14:44'03.970								
16	23.606	28.952	26.540	35.897	1'54.995	208,6	14:45'58.965								

17° 3 M. GAGGI (1'53.335)							
Lap	Seg.1	Seg.2	Seg.3	Seg.4	Lap Time	km/h	Local Time
1		32.148	28.100	36.446			14:17'14.968
2	24.347	28.875	26.991	36.077	1'56.290	203,6	14:19'11.258
3	24.231	28.999	26.837	35.898	1'55.965	204,8	14:21'07.223
4	24.342	28.933	27.056	35.796	1'56.127	207,5	14:23'03.350
5	23.880	28.860	26.604	35.749	1'55.093	207,5	14:24'58.443
6	24.146	28.638	26.209	35.933	1'54.926	202,9	14:26'53.369
7	24.173	28.949	26.854	36.216	1'56.192	212,3	14:28'49.561
8	24.123	28.752	26.199	35.643	1'54.717	211,8	14:30'44.278
9	23.633	28.575	26.098	<b>35.029</b>	<b>1'53.335</b>	213,1	14:32'37.613
10	23.822	<b>28.532</b>	26.308	35.615	1'54.277	213,1	14:34'31.890
11	<b>23.431</b>	28.649	<b>26.088</b>	35.228	1'53.396	<b>213,5</b>	14:36'25.286
12	23.996	29.040	27.026	49.247	2'09.309P	207,8	14:38'34.595
13	3'54.315	30.598	27.531	36.098	5'28.542P		14:44'03.137
14	24.181	28.928	26.730	36.008	1'55.847	209,8	14:45'58.984

18° 79 T. ALONSO (1'54.124)							
Lap	Seg.1	Seg.2	Seg.3	Seg.4	Lap Time	km/h	Local Time
1		30.210	26.529	36.051			14:17'09.310
2	24.205	29.171	<b>25.941</b>	35.713	1'55.030	200,3	14:19'04.340
3	24.446	32.867	28.576	36.030	2'01.919	199,6	14:21'06.259
4	24.352	30.147	26.866	35.789	1'57.154	199,6	14:23'03.413
5	24.139	28.852	26.490	36.049	1'55.530	197,1	14:24'58.943
6	23.935	<b>28.525</b>	26.022	35.642	<b>1'54.124</b>	<b>202,1</b>	14:26'53.067
7	24.695	29.170	26.455	35.490	1'55.810C	201,4	14:28'48.877
8	23.982	28.843	26.348	<b>35.510</b>	1'54.683	200,3	14:30'43.560
9	27.596	30.574	27.556	41.232	2'06.958	195,3	14:32'50.518
10	24.173	28.891	26.706	45.398	2'05.168P	199,2	14:34'55.686
11	1'47.944	31.177	29.057	36.453	3'24.631P		14:38'20.317
12	24.461	30.784	26.532	35.570	1'57.347C	198,1	14:40'17.664
13	<b>23.745</b>	28.636	25.763	35.349	1'53.493C	193,9	14:42'11.157
14	23.825	28.532	26.295	35.718	1'54.370C	199,9	14:44'05.527
15	23.934	28.633	26.042	35.986	1'54.595	199,9	14:46'00.122

19° 45 F. MACAN (1'54.134)							
Lap	Seg.1	Seg.2	Seg.3	Seg.4	Lap Time	km/h	Local Time
1		32.593	27.904	38.099			14:17'20.101
2	23.906	29.087	26.776	35.983	1'55.752	208,6	14:19'15.853
3	23.834	28.738	26.238	<b>35.510</b>	1'54.320	209,8	14:21'10.173
4	23.832	29.337	26.360	40.646	2'00.175	<b>212,3</b>	14:23'10.348
5	23.691	28.806	<b>26.011</b>	35.626	<b>1'54.134</b>	204,0	14:25'04.482
6	<b>23.605</b>	<b>28.618</b>	27.741	40.735	2'00.699	<b>212,3</b>	14:27'05.181
7	23.851	28.954	26.158	35.517	1'54.480	202,9	14:28'59.661

20° 7 J. GIMBERT (1'54.176)							
Lap	Seg.1	Seg.2	Seg.3	Seg.4	Lap Time	km/h	Local Time
1		29.645	26.698	36.109			14:17'23.933
2	24.105	29.426	26.399	36.336	1'56.266	208,6	14:19'20.199
3	24.592	29.433	26.458	36.053	1'56.536	205,9	14:21'16.735
4	24.096	29.210	26.313	35.794	1'55.413	204,4	14:23'12.148

21° 37 P. FRAGOSO (1'54.964)							
Lap	Seg.1	Seg.2	Seg.3	Seg.4	Lap Time	km/h	Local Time
1		30.749	28.246	37.565			14:17'13.473
2	24.220	29.133	26.702	36.509	1'56.564	205,1	14:19'10.037
3	24.847	29.210	26.680	35.908	1'56.645C	202,9	14:21'06.682
4	24.436	29.274	26.496	36.289	1'56.495	202,5	14:23'03.177
5	24.233	28.874	27.003	36.087	1'56.197	200,3	14:24'59.374
6	24.038	28.802	<b>26.216</b>	35.908	<b>1'54.964</b>	210,2	14:26'54.338
7	24.300	<b>28.621</b>	26.405	35.927	1'55.253	204,8	14:28'49.591
8	23.822	28.993	26.471	<b>35.755</b>	1'55.041	209,8	14:30'44.632
9	<b>23.651</b>	29.061	26.464	36.129	1'55.305	209,4	14:32'39.937
10	28.647	29.615	26.780	36.208	2'01.250	<b>210,6</b>	14:34'41.187
11	24.322	29.383	26.758	36.067	1'56.530	203,6	14:36'37.717
12	23.985	29.072	26.420	35.979	1'55.456	206,7	14:38'33.173
13	24.258	30.576	27.160	48.347	2'10.341P	204,0	14:40'43.514
14	1'38.671	34.080	29.113	36.392	3'18.256P		14:44'01.770
15	24.374	30.848	27.152	36.260	1'58.634	202,5	14:46'00.404

22° 84 K. ALOISI (1'55.240)							
Lap	Seg.1	Seg.2	Seg.3	Seg.4	Lap Time	km/h	Local Time
1		29.788	27.558	37.307			14:17'19.412
2	24.103	29.509	26.613	35.916	1'56.141	<b>205,1</b>	14:19'15.553
3	24.325	28.852	<b>26.349</b>	<b>35.714</b>	<b>1'55.240</b>	<b>205,1</b>	14:21'10.793
4	24.129	29.226	27.161	36.365	1'56.881	204,4	14:23'07.674
5	<b>24.036</b>	29.128	26.595	36.211	1'55.970	204,8	14:25'03.644
6	24.112	<b>28.787</b>	26.677	36.318	1'55.894	204,4	14:26'59.538
7	25.886	29.118	27.161	49.628	2'11.793P	202,9	14:29'11.331
8	3'53.982	29.766	27.373	36.812	5'27.933P		14:34'39.264
9	24.340	29.218	27.011	36.823	1'57.392	203,6	14:36'36.656
10	24.347	29.158	26.350	36.424	1'56.279	202,1	14:38'32.935
11	24.642	30.827	27.210	36.713	1'59.392	199,9	14:40'32.327
12	24.089	29.193	26.808	47.030	2'07.120P	201,8	14:42'39.447

23° 70 M. DUARTE (1'56.164)							
Lap	Seg.1	Seg.2	Seg.3	Seg.4	Lap Time	km/h	Local Time
1		29.942	28.205	37.438			14:17'13.724
2	24.736	29.833	27.911	36.817	1'59.297	204,0	14:19'13.021
3	23.893	<b>28.879</b>	26.907	37.181	1'56.860	204,4	14:21'09.881
4	24.449	29.458	26.749	<b>36.313</b>	1'56.969	<b>207,1</b>	14:23'06.850
5	<b>23.752</b>	29.104	26.967	36.722	1'56.545	205,5	14:25'03.395
6	23.957	29.013	26.640	36.554	<b>1'56.164</b>	206,3	14:26'59.559
7	24.063	29.933	27.110	46.395	2'07.501CP	204,0	14:29'07.060
8	5'29.284	30.049	27.133	37.331	7'03.797P		14:36'10.857
9	24.303	29.749	27.811	37.128	1'58.991C	200,3	14:38'09.848
10	24.386	29.423	26.784	36.892	1'57.485C	199,6	14:40'07.333
11	24.057	29.142	<b>26.636</b>	36.490	1'56.325	199,2	14:42'03.658
12	24.106	29.324	27.655	36.938	1'58.023C	199,6	14:44'01.681
13	24.940	29.987	26.741	36.470	1'58.138	198,1	14:45'59.819

24° 86 J. MCMANUS (1'56.387)							
Lap	Seg.1	Seg.2	Seg.3	Seg.4	Lap Time	km/h	Local Time
1		31.103	28.427	37.591			14:17'13.358
2	24.989	29.759	27.441	36.478	1'58.667	201,0	14:19'12.025

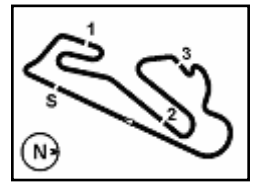
16/10/2020 P = Pits In/Out - C = Lap Time Cancelled

These data/results cannot be reproduced, stored and/or transmitted in whole or in part by any manner of electronic, mechanical, photocopying, recording, broadcasting or otherwise now known or herein after developed without the previous express consent by the copyright owner, except for reproduction in daily press and regular printed publications on sale to the public within 60 days of the event related to those data/results and always provided that copyright symbol appears together as follows below.

© DORNA WSBK ORGANIZATION Srl 2020







## Pirelli Estoril Round, 16 - 18 October 2020

### Chronological Analysis Free Practice 2nd Session Gr.A

3	24.256	29.317	27.016	36.648	1'57.237	<b>208,2</b>	14:21'09.262
4	24.589	29.230	27.301	<b>35.911</b>	1'57.031	205,1	14:23'06.293
5	<b>24.028</b>	29.231	27.032	36.449	1'56.740	205,9	14:25'03.033
6	24.118	<b>29.166</b>	27.222	36.098	1'56.604	206,7	14:26'59.637
7	24.217	29.558	26.910	35.944	1'56.629	205,1	14:28'56.266
8	24.283	29.418	26.808	36.167	1'56.676	204,0	14:30'52.942
9	24.351	29.378	26.849	36.148	1'56.726	205,1	14:32'49.668
10	24.251	29.318	26.862	36.894	1'57.325	203,6	14:34'46.993
11	27.199	29.966	27.150	36.513	2'00.828	202,1	14:36'47.821
12	24.563	29.320	26.939	36.049	1'56.871	202,9	14:38'44.692
13	24.453	29.419	26.759	36.295	1'56.926	201,8	14:40'41.618
14	24.229	29.512	<b>26.689</b>	36.235	1'56.665	203,2	14:42'38.283
15	24.194	29.465	26.851	36.475	1'56.985	203,2	14:44'35.268
16	24.185	29.439	26.802	35.961	<b>1'56.387</b>	202,9	14:46'31.655

25° 18 I. OFFER (1'58.451)							
Lap	Seg.1	Seg.2	Seg.3	Seg.4	Lap Time	km/h	Local Time
1		31.260	28.868	37.935			14:17'17.518
2	25.329	30.142	28.296	37.841	2'01.608	196,0	14:19'19.126
3	25.616	30.177	27.720	39.385	2'02.898	196,7	14:21'22.024
4	25.414	30.418	27.879	37.884	2'01.595	196,7	14:23'23.619
5	25.081	30.211	27.898	37.586	2'00.776	196,4	14:25'24.395
6	25.732	31.571	29.113	48.359	2'14.775P	199,2	14:27'39.170
7	3'19.143	31.132	28.214	37.663	4'56.152P		14:32'35.322
8	24.836	31.500	27.673	37.796	2'01.805C	196,4	14:34'37.127
9	24.743	30.677	<b>27.077</b>	37.244	1'59.741C	<b>201,0</b>	14:36'36.868
10	24.846	29.954	42.596	37.522	2'14.918	196,4	14:38'51.786
11	25.008	30.185	27.836	37.221	2'00.250	196,0	14:40'52.036
12	24.808	29.858	27.295	36.894	1'58.855	197,8	14:42'50.891
13	<b>24.587</b>	<b>29.801</b>	27.254	<b>36.809</b>	<b>1'58.451</b>	199,9	14:44'49.342
14	24.795	30.048	41.810	51.125	2'27.778P	198,1	14:47'17.120

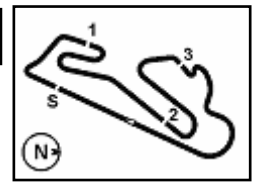
26° 77 L. GRUAU (2'00.563)							
Lap	Seg.1	Seg.2	Seg.3	Seg.4	Lap Time	km/h	Local Time
1		32.161	29.638	39.643			14:17'20.748
2	25.908	31.205	28.514	38.270	2'03.897	192,6	14:19'24.645
3	25.720	30.534	28.415	38.146	2'02.815	201,0	14:21'27.460
4	25.772	30.849	28.375	37.876	2'02.872	196,7	14:23'30.332
5	25.637	30.678	28.350	38.076	2'02.741	198,1	14:25'33.073
6	25.614	30.814	28.231	37.846	2'02.505	201,4	14:27'35.578
7	25.568	30.469	28.066	37.848	2'01.951	199,2	14:29'37.529
8	25.430	30.691	28.704	37.874	2'02.699	198,5	14:31'40.228
9	25.240	30.392	27.937	37.569	2'01.138	<b>202,5</b>	14:33'41.366
10	25.374	30.505	27.739	37.476	2'01.094	199,9	14:35'42.460
11	25.263	30.434	27.909	<b>37.276</b>	2'00.882	199,9	14:37'43.342
12	25.090	30.372	27.719	37.643	2'00.824	200,7	14:39'44.166
13	<b>25.034</b>	30.371	27.895	37.632	2'00.932	199,9	14:41'45.098
14	25.311	30.765	28.009	37.530	2'01.615	199,9	14:43'46.713
15	25.115	<b>30.295</b>	<b>27.683</b>	37.470	<b>2'00.563</b>	201,8	14:45'47.276

16/10/2020 P = Pits In/Out - C = Lap Time Cancelled

These data/results cannot be reproduced, stored and/or transmitted in whole or in part by any manner of electronic, mechanical, photocopying, recording, broadcasting or otherwise now known or herein after developed without the previous express consent by the copyright owner, except for reproduction in daily press and regular printed publications on sale to the public within 60 days of the event related to those data/results and always provided that copyright symbol appears together as follows below.

© DORNA WSBK ORGANIZATION Srl 2020

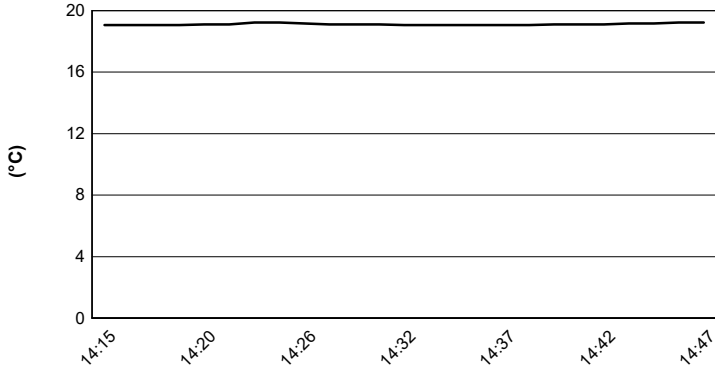




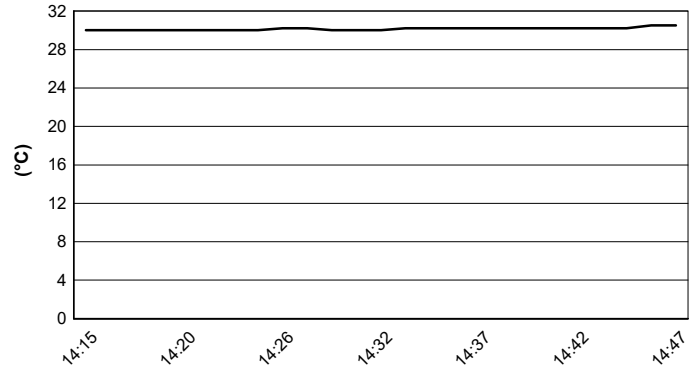
Circuito Estoril 4.182 m

**Pirelli Estoril Round, 16 - 18 October 2020**  
**Weather Report Free Practice 2nd Session Gr.A**  
 Session started 14:15 - Session ended 14:47


### Air Temperature



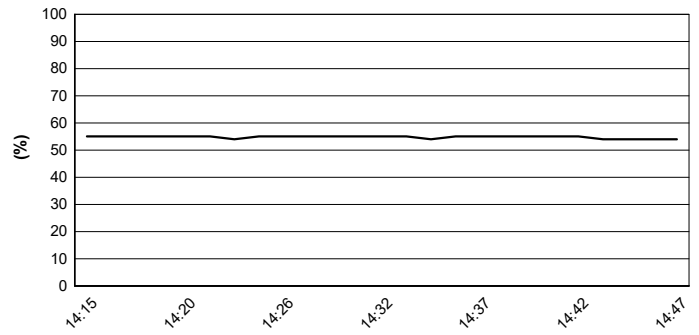
### Track Temperature



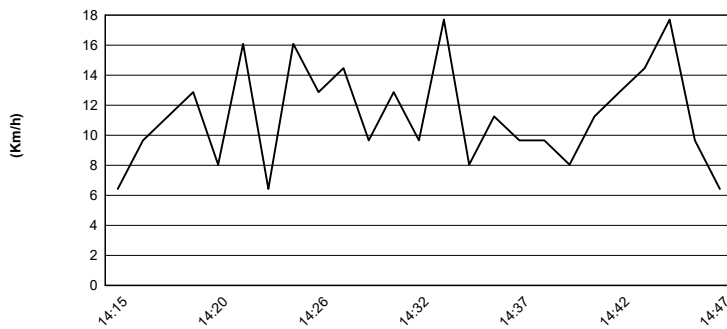
### Air Pressure



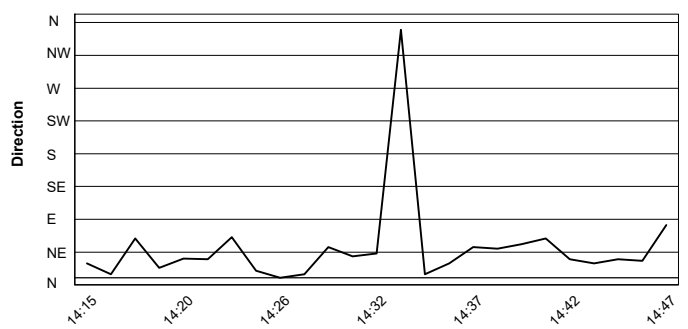
### Humidity



### Wind Speed



### Wind Direction



16/10/2020

These data/results cannot be reproduced, stored and/or transmitted in whole or in part by any manner of electronic, mechanical, photocopying, recording, broadcasting or otherwise now known or herein after developed without the previous express consent by the copyright owner, except for reproduction in daily press and regular printed publications on sale to the public within 60 days of the event related to those data/results and always provided that copyright symbol appears together as follows below.

© DORNA WSBK ORGANIZATION Srl 2020



Official Fuel Supplier

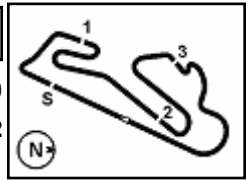


FICR PERUGIA TIMING

Official Tyre Supplier



Official Timekeeper



## Pirelli Estoril Round, 16 - 18 October 2020

### Best Laps & Speeds Gr.A

1 / 2

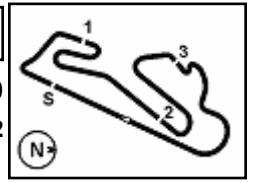
No.	Rider Bike	Nat	Best Lap		FP1		FP2									
			LL	SPD	LL	SPD	LL	SPD								
1	<b>88 B. IERACI</b> Kawasaki Ninja 400	ITA	<b>1'51.514</b> 15 212,2		1'52.230 10 206,6		<b>1'51.514</b> 5 <b>212,2</b>									
2	<b>8 M. PEREZ</b> Kawasaki Ninja 400	ESP	<b>1'51.606</b> 23 213,0		1'52.830 12 <b>213,0</b>		<b>1'51.606</b> 11 <b>213,0</b>									
3	<b>22 N. KALININ</b> Kawasaki Ninja 400	UKR	<b>1'52.146</b> 27 212,2		<b>1'52.146</b> 14 209,0		1'52.928 13 <b>212,2</b>									
4	<b>43 M. GARCIA</b> Kawasaki Ninja 400	ESP	<b>1'52.248</b> 25 206,2		1'52.702 13 205,9		<b>1'52.248</b> 12 <b>206,2</b>									
5	<b>72 A. DIAZ</b> Yamaha YZF-R3	ESP	<b>1'52.264</b> 28 211,0		1'53.051 13 206,2		<b>1'52.264</b> 15 <b>211,0</b>									
6	<b>46 S. DI SORA</b> Kawasaki Ninja 400	FRA	<b>1'52.381</b> 24 209,4		1'53.432 12 206,2		<b>1'52.381</b> 12 <b>209,4</b>									
7	<b>2 A. CARRION</b> Kawasaki Ninja 400	ESP	<b>1'52.394</b> 28 207,8		<b>1'52.394</b> 15 203,6		1'52.928 13 <b>207,8</b>									
8	<b>27 F. ROVELLI</b> Kawasaki Ninja 400	ITA	<b>1'52.566</b> 20 212,6		1'53.037 11 211,4		<b>1'52.566</b> 9 <b>212,6</b>									
9	<b>25 A. KROH</b> Yamaha YZF-R3	GER	<b>1'52.616</b> 25 216,8		1'52.636 15 208,2		<b>1'52.616</b> 10 <b>216,8</b>									
10	<b>19 V. RODRIGUEZ NUNEZ</b> Yamaha YZF-R3	ESP	<b>1'52.661</b> 28 212,6		1'53.199 13 <b>212,6</b>		<b>1'52.661</b> 15 208,2									
11	<b>10 U. ORRADRE</b> Yamaha YZF-R3	ESP	<b>1'52.730</b> 27 218,5		<b>1'52.730</b> 15 207,4		1'52.861 12 <b>218,5</b>									
12	<b>17 K. MEUFFELS</b> Kawasaki Ninja 400	NED	<b>1'52.765</b> 29 216,0		1'52.801 14 213,4		<b>1'52.765</b> 15 <b>216,0</b>									
13	<b>6 J. BUIS</b> Kawasaki Ninja 400	NED	<b>1'52.792</b> 28 212,6		1'53.618 15 <b>212,6</b>		<b>1'52.792</b> 13 <b>212,6</b>									
14	<b>24 D. BLIN</b> Yamaha YZF-R3	POL	<b>1'52.911</b> 26 210,6		1'54.348 12 203,6		<b>1'52.911</b> 14 <b>210,6</b>									
15	<b>26 M. GENNAI</b> Yamaha YZF-R3	ITA	<b>1'52.978</b> 22 213,4		1'53.152 8 212,2		<b>1'52.978</b> 14 <b>213,4</b>									
16	<b>44 T. BRAMICH</b> Kawasaki Ninja 400	AUS	<b>1'53.327</b> 29 214,3		1'53.920 14 209,0		<b>1'53.327</b> 15 <b>214,3</b>									
17	<b>45 F. MACAN</b> Yamaha YZF-R3	BRA	<b>1'53.327</b> 18 212,2		<b>1'53.327</b> 12 208,6		1'54.134 6 <b>212,2</b>									
18	<b>3 M. GAGGI</b> Yamaha YZF-R3	ITA	<b>1'53.335</b> 26 213,4		1'55.002 13 212,2		<b>1'53.335</b> 13 <b>213,4</b>									
19	<b>79 T. ALONSO</b> Kawasaki Ninja 400	POR	<b>1'54.081</b> 27 202,1		<b>1'54.081</b> 13 201,7		1'54.124 14 <b>202,1</b>									
20	<b>70 M. DUARTE</b> Yamaha YZF-R3	POR	<b>1'54.145</b> 27 207,0		<b>1'54.145</b> 15 204,3		1'56.164 12 <b>207,0</b>									
21	<b>7 J. GIMBERT</b> Kawasaki Ninja 400	FRA	<b>1'54.176</b> 23 209,8		1'55.554 11 <b>209,8</b>		<b>1'54.176</b> 12 209,0									
22	<b>37 P. FRAGOSO</b> Yamaha YZF-R3	POR	<b>1'54.964</b> 28 210,6		1'55.117 14 209,8		<b>1'54.964</b> 14 <b>210,6</b>									
23	<b>84 K. ALOISI</b> Yamaha YZF-R3	ITA	<b>1'55.240</b> 16 205,1		1'55.590 5 204,7		<b>1'55.240</b> 11 <b>205,1</b>									
24	<b>86 J. MCMANUS</b> Kawasaki Ninja 400	IRL	<b>1'56.387</b> 29 208,2		1'57.919 14 199,9		<b>1'56.387</b> 15 <b>208,2</b>									
25	<b>18 I. OFFER</b> Kawasaki Ninja 400	GBR	<b>1'58.451</b> 26 203,2		1'59.625 13 <b>203,2</b>		<b>1'58.451</b> 13 201,0									

16/10/2020

These data/results cannot be reproduced, stored and/or transmitted in whole or in part by any manner of electronic, mechanical, photocopying, recording, broadcasting or otherwise now known or herein after developed without the previous express consent by the copyright owner, except for reproduction in daily press and regular printed publications on sale to the public within 60 days of the event related to those data/results and always provided that copyright symbol appears together as follows below.

© DORNA WSBK ORGANIZATION Srl 2020





Circuito Estoril 4.182 m

## Pirelli Estoril Round, 16 - 18 October 2020

### Best Laps & Speeds Gr.A

2 / 2

No.	Rider	Nat	Best Lap		FP1		FP2						
			LL	SPD	LL	SPD	LL	SPD					
26	77 L. GRUAU Kawasaki Ninja 400	FRA	2'00.563	205,9	2'01.913	205,9	2'00.563	202,5					

16/10/2020

These data/results cannot be reproduced, stored and/or transmitted in whole or in part by any manner of electronic, mechanical, photocopying, recording, broadcasting or otherwise now known or herein after developed without the previous express consent by the copyright owner, except for reproduction in daily press and regular printed publications on sale to the public within 60 days of the event related to those data/results and always provided that copyright symbol appears together as follows below.

© DORNA WSBK ORGANIZATION Srl 2020



Official Fuel Supplier

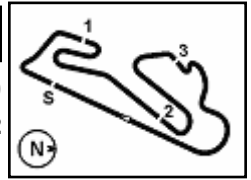


FKR PERUGIA TIMING

Official Tyre Supplier



Official Timekeeper



## Pirelli Estoril Round, 16 - 18 October 2020

### Free Practices Combined Times after FP2

Circuito Estoril 4.182 m

No.	Rider	Nat	Team	Bike	Class	FP1	FP2	FP3	Time	Gap	Rel.	Avg	LL
1	<b>88 B. IERACI</b>	ITA	Kawasaki GP Project	Kawasaki Ninja 400	A	1'52.230	<b>1'51.514</b>		<b>1'51.514</b>			135,007	15
2	<b>8 M. PEREZ</b>	ESP	Prodina Ircos Team WorldSSP300	Kawasaki Ninja 400	A	1'52.830	<b>1'51.606</b>		<b>1'51.606</b>	0.092	0.092	134,896	23
3	<b>22 N. KALININ</b>	UKR	Battle-RT Motorsports by SKM-Kawasaki	Kawasaki Ninja 400	A	<b>1'52.146</b>	1'52.928		<b>1'52.146</b>	0.632	0.540	134,246	27
4	<b>43 M. GARCIA</b>	ESP	2R Racing	Kawasaki Ninja 400	A	1'52.702	<b>1'52.248</b>		<b>1'52.248</b>	0.734	0.102	134,124	25
5	<b>72 A. DIAZ</b>	ESP	Biblion Motoxrcing Yamaha WorldSSP300	Yamaha YZF-R3	A	1'53.051	<b>1'52.264</b>		<b>1'52.264</b>	0.750	0.016	134,105	28
6	<b>69 T. BOOTH-AMOS</b>	GBR	RT Motorsports by SKM - Kawasaki	Kawasaki Ninja 400	B	1'52.527	<b>1'52.328</b>		<b>1'52.328</b>	0.814	0.064	134,029	21
7	<b>46 S. DI SORA</b>	FRA	Leader Team Flembo	Kawasaki Ninja 400	A	1'53.432	<b>1'52.381</b>		<b>1'52.381</b>	0.867	0.053	133,966	24
8	<b>2 A. CARRION</b>	ESP	ACCR Smrz Racing by Blue Garage	Kawasaki Ninja 400	A	<b>1'52.394</b>	1'52.928		<b>1'52.394</b>	0.880	0.013	133,950	28
9	<b>73 J. PEREZ GONZALEZ</b>	ESP	Machado Came SBK	Yamaha YZF-R3	B	1'54.244	<b>1'52.452</b>		<b>1'52.452</b>	0.938	0.058	133,881	26
10	<b>54 B. SOFUOGLU</b>	TUR	Biblion Motoxrcing Yamaha WorldSSP300	Yamaha YZF-R3	B	1'53.347	<b>1'52.483</b>		<b>1'52.483</b>	0.969	0.031	133,844	23
11	<b>27 F. ROVELLI</b>	ITA	Kawasaki ParkinGO Team	Kawasaki Ninja 400	A	1'53.037	<b>1'52.566</b>		<b>1'52.566</b>	1.052	0.083	133,746	20
12	<b>25 A. KROH</b>	GER	Yamaha MS Racing	Yamaha YZF-R3	A	1'52.636	<b>1'52.616</b>		<b>1'52.616</b>	1.102	0.050	133,686	25
13	<b>19 V. RODRIGUEZ NUNEZ</b>	ESP	EAB Ten Kate Racing	Yamaha YZF-R3	A	1'53.199	<b>1'52.661</b>		<b>1'52.661</b>	1.147	0.045	133,633	28
14	<b>83 M. KAWAKAMI</b>	BRA	Team Brasil AD 78	Yamaha YZF-R3	B	<b>1'52.713</b>	1'52.847		<b>1'52.713</b>	1.199	0.052	133,571	17
15	<b>95 S. DEROUE</b>	NED	MTM Kawasaki MOTOPOST	Kawasaki Ninja 400	B	1'53.923	<b>1'52.726</b>		<b>1'52.726</b>	1.212	0.013	133,556	26
16	<b>10 U. ORRADRE</b>	ESP	Yamaha MS Racing	Yamaha YZF-R3	A	<b>1'52.730</b>	1'52.861		<b>1'52.730</b>	1.216	0.004	133,551	27
17	<b>17 K. MEUFFELS</b>	NED	MTM Kawasaki MOTOPOST	Kawasaki Ninja 400	A	1'52.801	<b>1'52.765</b>		<b>1'52.765</b>	1.251	0.035	133,510	29
18	<b>6 J. BUIS</b>	NED	MTM Kawasaki MOTOPOST	Kawasaki Ninja 400	A	1'53.618	<b>1'52.792</b>		<b>1'52.792</b>	1.278	0.027	133,478	28
19	<b>24 D. BLIN</b>	POL	Biblion Motoxrcing Yamaha WorldSSP300	Yamaha YZF-R3	A	1'54.348	<b>1'52.911</b>		<b>1'52.911</b>	1.397	0.119	133,337	26
20	<b>71 T. EDWARDS</b>	AUS	Kawasaki ParkinGO Team	Kawasaki Ninja 400	B	1'53.080	<b>1'52.952</b>		<b>1'52.952</b>	1.438	0.041	133,288	26
21	<b>26 M. GENNAI</b>	ITA	Team BrCorse	Yamaha YZF-R3	A	1'53.152	<b>1'52.978</b>		<b>1'52.978</b>	1.464	0.026	133,258	22
22	<b>53 P. SVOBODA</b>	CZE	WRP Wepol Racing	Yamaha YZF-R3	B	1'54.648	<b>1'52.998</b>		<b>1'52.998</b>	1.484	0.020	133,234	28
23	<b>64 H. DE CANCELLIS</b>	FRA	Team TRASIMENO	Yamaha YZF-R3	B	1'53.701	<b>1'53.043</b>		<b>1'53.043</b>	1.529	0.045	133,181	16
24	<b>15 A. COPPOLA</b>	ITA	Kawasaki GP Project	Kawasaki Ninja 400	B	1'54.122	<b>1'53.070</b>		<b>1'53.070</b>	1.556	0.027	133,149	25
25	<b>87 T. KAWAKAMI</b>	BRA	Yamaha MS Racing	Yamaha YZF-R3	B	1'53.604	<b>1'53.183</b>		<b>1'53.183</b>	1.669	0.113	133,016	22
26	<b>99 A. HUERTAS</b>	ESP	ProGP Racing	Yamaha YZF-R3	B	<b>1'53.243</b>	1'53.428		<b>1'53.243</b>	1.729	0.060	132,946	25
27	<b>61 Y. OKAYA</b>	JPN	MTM Kawasaki MOTOPOST	Kawasaki Ninja 400	B	1'54.604	<b>1'53.315</b>		<b>1'53.315</b>	1.801	0.072	132,861	29
28	<b>44 T. BRAMICH</b>	AUS	Carl Cox-RT Motorsports by SKM-Kawasaki	Kawasaki Ninja 400	A	1'53.920	<b>1'53.327</b>		<b>1'53.327</b>	1.813	0.012	132,847	29
29	<b>45 F. MACAN</b>	BRA	Team Brasil AD 78	Yamaha YZF-R3	A	<b>1'53.327</b>	1'54.134		<b>1'53.327</b>	1.813		132,847	18
30	<b>3 M. GAGGI</b>	ITA	Machado Came SBK	Yamaha YZF-R3	A	1'55.002	<b>1'53.335</b>		<b>1'53.335</b>	1.821	0.008	132,838	26
31	<b>33 O. NUNEZ ROLDAN</b>	ESP	Scuderia Maranga Racing	Kawasaki Ninja 400	B	1'54.216	<b>1'53.389</b>		<b>1'53.389</b>	1.875	0.054	132,775	25
32	<b>14 E. DE LA VEGA</b>	FRA	Machado Came SBK	Yamaha YZF-R3	B	1'55.169	<b>1'53.633</b>		<b>1'53.633</b>	2.119	0.244	132,490	28
33	<b>49 L. DE VLEESCHAUWER</b>	BEL	RT Motorsports by SKM - Kawasaki	Kawasaki Ninja 400	B	<b>1'53.653</b>			<b>1'53.653</b>	2.139	0.020	132,466	9
34	<b>85 K. SABATUCCI</b>	ITA	Kawasaki GP Project	Kawasaki Ninja 400	B	1'53.785	<b>1'53.774</b>		<b>1'53.774</b>	2.260	0.121	132,325	25
35	<b>98 T. BERCOT</b>	FRA	ProGP Racing	Yamaha YZF-R3	B	1'55.498	<b>1'53.845</b>		<b>1'53.845</b>	2.331	0.071	132,243	27
36	<b>48 T. BRIANTI</b>	ITA	Prodina Ircos Team WorldSSP300	Kawasaki Ninja 400	B	1'55.447	<b>1'53.920</b>		<b>1'53.920</b>	2.406	0.075	132,156	19
37	<b>79 T. ALONSO</b>	POR	Kawasaki Rame Moto Racing Team	Kawasaki Ninja 400	A	<b>1'54.081</b>	1'54.124		<b>1'54.081</b>	2.567	0.161	131,969	27
38	<b>70 M. DUARTE</b>	POR	Yamaha MS Racing	Yamaha YZF-R3	A	<b>1'54.145</b>	1'56.164		<b>1'54.145</b>	2.631	0.064	131,895	27
39	<b>7 J. GIMBERT</b>	FRA	GP Project	Kawasaki Ninja 400	A	1'55.554	<b>1'54.176</b>		<b>1'54.176</b>	2.662	0.031	131,860	23
40	<b>59 A. ZANCA</b>	ITA	GP Project	Kawasaki Ninja 400	B	1'55.574	<b>1'54.311</b>		<b>1'54.311</b>	2.797	0.135	131,704	25
41	<b>51 H. YEBRA PEREZ</b>	ESP	Scuderia Maranga Racing	Kawasaki Ninja 400	B	1'57.983	<b>1'54.963</b>		<b>1'54.963</b>	3.449	0.652	130,957	27
42	<b>37 P. FRAGOSO</b>	POR	Machado Came SBK	Yamaha YZF-R3	A	1'55.117	<b>1'54.964</b>		<b>1'54.964</b>	3.450	0.001	130,956	28
43	<b>84 K. ALOISI</b>	ITA	ProGP Racing	Yamaha YZF-R3	A	1'55.590	<b>1'55.240</b>		<b>1'55.240</b>	3.726	0.276	130,642	16
44	<b>23 S. MARKARIAN</b>	FRA	Yamaha MS Racing	Yamaha YZF-R3	B	<b>1'55.552</b>	1'56.120		<b>1'55.552</b>	4.038	0.312	130,289	23
45	<b>93 A. QUINET</b>	FRA	TGP Racing	Kawasaki Ninja 400	B	1'56.945	<b>1'56.126</b>		<b>1'56.126</b>	4.612	0.574	129,645	27
46	<b>94 S. SANCHEZ TAMAYO</b>	ESP	2R Racing	Kawasaki Ninja 400	B	1'57.021	<b>1'56.238</b>		<b>1'56.238</b>	4.724	0.112	129,520	23
47	<b>86 J. MCMANUS</b>	IRL	Team#109 Kawasaki	Kawasaki Ninja 400	A	1'57.919	<b>1'56.387</b>		<b>1'56.387</b>	4.873	0.149	129,355	29
48	<b>35 L. SIMON</b>	CZE	ACCR Czech Talent Team - Willi Race	Kawasaki Ninja 400	B	1'58.363	<b>1'56.963</b>		<b>1'56.963</b>	5.449	0.576	128,718	27
49	<b>76 S. ZUDA</b>	CZE	ACCR Smrz Racing by Blue Garage	Kawasaki Ninja 400	B	1'58.863	<b>1'57.032</b>		<b>1'57.032</b>	5.518	0.069	128,642	25
50	<b>18 I. OFFER</b>	GBR	Scuderia Maranga Racing	Kawasaki Ninja 400	A	1'59.625	<b>1'58.451</b>		<b>1'58.451</b>	6.937	1.419	127,101	26
51	<b>77 L. GRUAU</b>	FRA	TGP Racing	Kawasaki Ninja 400	A	2'01.913	<b>2'00.563</b>		<b>2'00.563</b>	9.049	2.112	124,874	28

16/10/2020

These data/results cannot be reproduced, stored and/or transmitted in whole or in part by any manner of electronic, mechanical, photocopying, recording, broadcasting or otherwise now known or herein after developed without the previous express consent by the copyright owner, except for reproduction in daily press and regular printed publications on sale to the public within 60 days of the event related to those data/results and always provided that copyright symbol appears together as follows below.

© DORNA WSBK ORGANIZATION Srl 2020

