

## Pirelli Estoril Round, 16 - 18 October 2020

### Results Free Practice 3rd Session Gr.A

Circuito Estoril 4.182 m

1 / 2

No.	Rider	Nat	Team	Bike	Class	Time	Gap	Rel.	Laps	Speed	
										Avg	Max
1	<b>88 B. IERACI</b>	ITA	Kawasaki GP Project	Kawasaki Ninja 400	A	<b>1'51.196</b>			4	135,393	<b>207,5</b>
2	<b>8 M. PEREZ</b>	ESP	Prodina Ircos Team WorldSSP300	Kawasaki Ninja 400	A	<b>1'51.582</b>	0.386	0.386	6	134,925	<b>208,6</b>
3	<b>19 V. RODRIGUEZ NUNEZ</b>	ESP	EAB Ten Kate Racing	Yamaha YZF-R3	A	<b>1'51.648</b>	0.452	0.066	6	134,845	<b>211,4</b>
4	<b>25 A. KROH</b>	GER	Yamaha MS Racing	Yamaha YZF-R3	A	<b>1'51.872</b>	0.676	0.224	7	134,575	<b>207,5</b>
5	<b>22 N. KALININ</b>	UKR	Battley-RT Motorsports by SKM-Kawasaki	Kawasaki Ninja 400	A	<b>1'52.376</b>	1.180	0.504	7	133,972	<b>205,5</b>
6	<b>44 T. BRAMICH</b>	AUS	Carl Cox-RT Motorsports by SKM-Kawasaki	Kawasaki Ninja 400	A	<b>1'52.447</b>	1.251	0.071	7	133,887	<b>211,8</b>
7	<b>27 F. ROVELLI</b>	ITA	Kawasaki ParkinGO Team	Kawasaki Ninja 400	A	<b>1'52.491</b>	1.295	0.044	6	133,835	<b>209,8</b>
8	<b>2 A. CARRION</b>	ESP	ACCR Smrz Racing by Blue Garage	Kawasaki Ninja 400	A	<b>1'52.517</b>	1.321	0.026	7	133,804	<b>213,5</b>
9	<b>43 M. GARCIA</b>	ESP	2R Racing	Kawasaki Ninja 400	A	<b>1'52.548</b>	1.352	0.031	7	133,767	<b>213,1</b>
10	<b>26 M. GENNAI</b>	ITA	Team BrCorse	Yamaha YZF-R3	A	<b>1'52.551</b>	1.355	0.003	7	133,763	<b>207,8</b>
11	<b>10 U. ORRADRE</b>	ESP	Yamaha MS Racing	Yamaha YZF-R3	A	<b>1'52.582</b>	1.386	0.031	7	133,727	<b>207,8</b>
12	<b>7 J. GIMBERT</b>	FRA	GP Project	Kawasaki Ninja 400	A	<b>1'52.685</b>	1.489	0.103	7	133,604	<b>207,1</b>
13	<b>6 J. BUIS</b>	NED	MTM Kawasaki MOTOPOST	Kawasaki Ninja 400	A	<b>1'52.713</b>	1.517	0.028	7	133,571	<b>211,0</b>
14	<b>17 K. MEUFFELS</b>	NED	MTM Kawasaki MOTOPOST	Kawasaki Ninja 400	A	<b>1'52.877</b>	1.681	0.164	3	133,377	<b>209,0</b>
15	<b>3 M. GAGGI</b>	ITA	Machado Came SBK	Yamaha YZF-R3	A	<b>1'53.163</b>	1.967	0.286	7	133,040	<b>209,4</b>
16	<b>24 D. BLIN</b>	POL	Biblion Motocrossing Yamaha WorldSSP300	Yamaha YZF-R3	A	<b>1'53.246</b>	2.050	0.083	7	132,942	<b>210,2</b>
17	<b>72 A. DIAZ</b>	ESP	Biblion Motocrossing Yamaha WorldSSP300	Yamaha YZF-R3	A	<b>1'53.450</b>	2.254	0.204	7	132,703	<b>208,6</b>
18	<b>79 T. ALONSO</b>	POR	Kawasaki Rame Moto Racing Team	Kawasaki Ninja 400	A	<b>1'53.523</b>	2.327	0.073	3	132,618	<b>205,1</b>
19	<b>84 K. ALOISI</b>	ITA	ProGP Racing	Yamaha YZF-R3	A	<b>1'53.660</b>	2.464	0.137	7	132,458	<b>204,4</b>
20	<b>37 P. FRAGOSO</b>	POR	Machado Came SBK	Yamaha YZF-R3	A	<b>1'53.876</b>	2.680	0.216	7	132,207	<b>209,4</b>
21	<b>46 S. DI SORA</b>	FRA	Leader Team Flembbo	Kawasaki Ninja 400	A	<b>1'54.390</b>	3.194	0.514	6	131,613	<b>208,6</b>
22	<b>70 M. DUARTE</b>	POR	Yamaha MS Racing	Yamaha YZF-R3	A	<b>1'54.432</b>	3.236	0.042	7	131,565	<b>202,1</b>
23	<b>45 F. MACAN</b>	BRA	Team Brasil AD 78	Yamaha YZF-R3	A	<b>1'54.451</b>	3.255	0.019	2	131,543	<b>209,4</b>
24	<b>86 J. MCMANUS</b>	IRL	Team#109 Kawasaki	Kawasaki Ninja 400	A	<b>1'55.463</b>	4.267	1.012	7	130,390	<b>193,9</b>
25	<b>18 I. OFFER</b>	GBR	Scuderia Maranga Racing	Kawasaki Ninja 400	A	<b>1'57.596</b>	6.400	2.133	6	128,025	<b>191,6</b>
----- Out 107% in this Session -----											
26	<b>77 L. GRUAU</b>	FRA	TGP Racing	Kawasaki Ninja 400	A	<b>1'59.262</b>	8.066	1.666	7	126,236	<b>195,3</b>

Qualifying Lap Time (107% of 1'51.196): 1'58.981

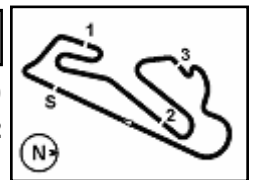
AIR	Humidity:	66%	Temp:	16°C
TRACK	Condition:	Dry	Temp:	18°C

Start                      End                      The results are provisional until the end of the time limit for protests and appeals  
 17/10/2020              10:25                      10:42                      and the completion of the technical checks.

These data/results cannot be reproduced, stored and/or transmitted in whole or in part by any manner of electronic, mechanical, photocopying, recording, broadcasting or otherwise now known or herein after developed without the previous express consent by the copyright owner, except for reproduction in daily press and regular printed publications on sale to the public within 60 days of the event related to those data/results and always provided that copyright symbol appears together as follows below.

© DORNA WSBK ORGANIZATION Srl 2020





## Pirelli Estoril Round, 16 - 18 October 2020

### Results Free Practice 3rd Session Gr.A

#### Session Highlights

Local Time	No. Rider	Description
10.25.00		Start
10.28.24	26 M. GENNAI	Current Lap Cancelled - Exceeded Track Limits - Turn 1
10.29.46	72 A. DIAZ	Lap Cancelled (1'57.085) - Exceeded Track Limits - Turn 13
10.32.32	79 T. ALONSO	Technical Problem - Turn 5
10.33.18	45 F. MACAN	Crashed - Turn 9
10.35.04	17 K. MEUFFELS	Crashed - Turn 11
10.35.37	45 F. MACAN	Medical Centre
10.35.56	22 N. KALININ	Current Lap Cancelled - Exceeded Track Limits - Turn 1
10.38.41	44 T. BRAMICH	Current Lap Cancelled - Exceeded Track Limits - Turn 1
10.39.34	3 M. GAGGI	Current Lap Cancelled - Exceeded Track Limits - Turn 1
10.40.58	79 T. ALONSO	Lap Cancelled (9'16.748) - Exceeded Track Limits - Turn 7
10.41.03	44 T. BRAMICH	Lap Cancelled (1'56.711) - Exceeded Track Limits - Turn 7
10.41.07	24 D. BLIN	Lap Cancelled (1'55.162) - Exceeded Track Limits - Turn 7
10.42.15	79 T. ALONSO	Technical Problem - Turn 3
10.42.27		End Of Session

#### Fastest Laps Sequence

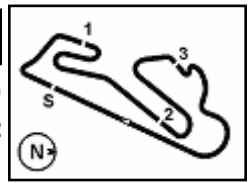
No.	Rider	Nat	Team	Bike	Local Time	Time	Gap	Avg
86	J. MCMANUS	IRL	Team#109 Kawasaki	Kawasaki Ninja 400	10:29'02.298	<b>1'57.501</b>		128,128
37	P. FRAGOSO	POR	Machado Came SBK	Yamaha YZF-R3	10:29'05.917	<b>1'57.069</b>	-0.432	128,601
17	K. MEUFFELS	NED	MTM Kawasaki MOTOPOST	Kawasaki Ninja 400	10:29'23.933	<b>1'54.019</b>	-3.050	132,041
19	V. RODRIGUEZ NUNEZ	ESP	EAB Ten Kate Racing	Yamaha YZF-R3	10:29'24.239	<b>1'53.609</b>	-0.410	132,518
27	F. ROVELLI	ITA	Kawasaki ParkinGO Team	Kawasaki Ninja 400	10:29'25.038	<b>1'53.143</b>	-0.466	133,063
8	M. PEREZ	ESP	Prodina Ircos Team WorldSSP300	Kawasaki Ninja 400	10:29'26.535	<b>1'52.503</b>	-0.640	133,820
88	B. IERACI	ITA	Kawasaki GP Project	Kawasaki Ninja 400	10:33'13.825	<b>1'51.196</b>	-1.307	135,393

Start 17/10/2020 10:25 End 10:42 The results are provisional until the end of the time limit for protests and appeals and the completion of the technical checks.

These data/results cannot be reproduced, stored and/or transmitted in whole or in part by any manner of electronic, mechanical, photocopying, recording, broadcasting or otherwise now known or herein after developed without the previous express consent by the copyright owner, except for reproduction in daily press and regular printed publications on sale to the public within 60 days of the event related to those data/results and always provided that copyright symbol appears together as follows below.

© DORNA WSBK ORGANIZATION Srl 2020





## Pirelli Estoril Round, 16 - 18 October 2020

### Free Practices Combined Results Gr.A

Circuito Estoril 4.182 m

No.	Rider	Nat	Team	Bike	Class	FP1	FP2	FP3	Time	Gap	Rel.	Avg	LL
1	<b>88 B. IERACI</b>	ITA	Kawasaki GP Project	Kawasaki Ninja 400	A	1'52.230	1'51.514	<b>1'51.196</b>	<b>1'51.196</b>			135,393	19
2	<b>8 M. PEREZ</b>	ESP	Prodina Ircos Team WorldSSP300	Kawasaki Ninja 400	A	1'52.830	1'51.606	<b>1'51.582</b>	<b>1'51.582</b>	0.386	0.386	134,925	29
3	<b>19 V. RODRIGUEZ NUNEZ</b>	ESP	EAB Ten Kate Racing	Yamaha YZF-R3	A	1'53.199	1'52.661	<b>1'51.648</b>	<b>1'51.648</b>	0.452	0.066	134,845	34
4	<b>25 A. KROH</b>	GER	Yamaha MS Racing	Yamaha YZF-R3	A	1'52.636	1'52.616	<b>1'51.872</b>	<b>1'51.872</b>	0.676	0.224	134,575	32
5	<b>22 N. KALININ</b>	UKR	Battley-RT Motorsports by SKM-Kawasaki	Kawasaki Ninja 400	A	<b>1'52.146</b>	1'52.928	1'52.376	<b>1'52.146</b>	0.950	0.274	134,246	34
6	<b>43 M. GARCIA</b>	ESP	2R Racing	Kawasaki Ninja 400	A	1'52.702	<b>1'52.248</b>	1'52.548	<b>1'52.248</b>	1.052	0.102	134,124	32
7	<b>72 A. DIAZ</b>	ESP	Biblion Motoxtracing Yamaha WorldSSP300	Yamaha YZF-R3	A	1'53.051	<b>1'52.264</b>	1'53.450	<b>1'52.264</b>	1.068	0.016	134,105	35
8	<b>46 S. DI SORA</b>	FRA	Leader Team Flembbo	Kawasaki Ninja 400	A	1'53.432	<b>1'52.381</b>	1'54.390	<b>1'52.381</b>	1.185	0.117	133,966	30
9	<b>2 A. CARRION</b>	ESP	ACCR Smrz Racing by Blue Garage	Kawasaki Ninja 400	A	<b>1'52.394</b>	1'52.928	1'52.517	<b>1'52.394</b>	1.198	0.013	133,950	35
10	<b>44 T. BRAMICH</b>	AUS	Carl Cox-RT Motorsports by SKM-Kawasaki	Kawasaki Ninja 400	A	1'53.920	1'53.327	<b>1'52.447</b>	<b>1'52.447</b>	1.251	0.053	133,887	36
11	<b>27 F. ROVELLI</b>	ITA	Kawasaki ParkinGO Team	Kawasaki Ninja 400	A	1'53.037	1'52.566	<b>1'52.491</b>	<b>1'52.491</b>	1.295	0.044	133,835	26
12	<b>26 M. GENNAI</b>	ITA	Team BrCorse	Yamaha YZF-R3	A	1'53.152	1'52.978	<b>1'52.551</b>	<b>1'52.551</b>	1.355	0.060	133,763	29
13	<b>10 U. ORRADRE</b>	ESP	Yamaha MS Racing	Yamaha YZF-R3	A	1'52.730	1'52.861	<b>1'52.582</b>	<b>1'52.582</b>	1.386	0.031	133,727	34
14	<b>7 J. GIMBERT</b>	FRA	GP Project	Kawasaki Ninja 400	A	1'55.554	1'54.176	<b>1'52.685</b>	<b>1'52.685</b>	1.489	0.103	133,604	30
15	<b>6 J. BUIS</b>	NED	MTM Kawasaki MOTOPOST	Kawasaki Ninja 400	A	1'53.618	1'52.792	<b>1'52.713</b>	<b>1'52.713</b>	1.517	0.028	133,571	35
16	<b>17 K. MEUFFELS</b>	NED	MTM Kawasaki MOTOPOST	Kawasaki Ninja 400	A	1'52.801	<b>1'52.765</b>	1'52.877	<b>1'52.765</b>	1.569	0.052	133,510	32
17	<b>24 D. BLIN</b>	POL	Biblion Motoxtracing Yamaha WorldSSP300	Yamaha YZF-R3	A	1'54.348	<b>1'52.911</b>	1'53.246	<b>1'52.911</b>	1.715	0.146	133,337	33
18	<b>3 M. GAGGI</b>	ITA	Machado Came SBK	Yamaha YZF-R3	A	1'55.002	1'53.335	<b>1'53.163</b>	<b>1'53.163</b>	1.967	0.252	133,040	33
19	<b>45 F. MACAN</b>	BRA	Team Brasil AD 78	Yamaha YZF-R3	A	<b>1'53.327</b>	1'54.134	1'54.451	<b>1'53.327</b>	2.131	0.164	132,847	20
20	<b>79 T. ALONSO</b>	POR	Kawasaki Rame Moto Racing Team	Kawasaki Ninja 400	A	1'54.081	1'54.124	<b>1'53.523</b>	<b>1'53.523</b>	2.327	0.196	132,618	30
21	<b>84 K. ALOISI</b>	ITA	ProGP Racing	Yamaha YZF-R3	A	1'55.590	1'55.240	<b>1'53.660</b>	<b>1'53.660</b>	2.464	0.137	132,458	23
22	<b>37 P. FRAGOSO</b>	POR	Machado Came SBK	Yamaha YZF-R3	A	1'55.117	1'54.964	<b>1'53.876</b>	<b>1'53.876</b>	2.680	0.216	132,207	35
23	<b>70 M. DUARTE</b>	POR	Yamaha MS Racing	Yamaha YZF-R3	A	<b>1'54.145</b>	1'56.164	1'54.432	<b>1'54.145</b>	2.949	0.269	131,895	34
24	<b>86 J. MCMANUS</b>	IRL	Team#109 Kawasaki	Kawasaki Ninja 400	A	1'57.919	1'56.387	<b>1'55.463</b>	<b>1'55.463</b>	4.267	1.318	130,390	36
25	<b>18 I. OFFER</b>	GBR	Scuderia Maranga Racing	Kawasaki Ninja 400	A	1'59.625	1'58.451	<b>1'57.596</b>	<b>1'57.596</b>	6.400	2.133	128,025	32
26	<b>77 L. GRUAU</b>	FRA	TGP Racing	Kawasaki Ninja 400	A	2'01.913	2'00.563	<b>1'59.262</b>	<b>1'59.262</b>	8.066	1.666	126,236	35

Top 3 Average Time: 1'51.475

17/10/2020

These data/results cannot be reproduced, stored and/or transmitted in whole or in part by any manner of electronic, mechanical, photocopying, recording, broadcasting or otherwise now known or herein after developed without the previous express consent by the copyright owner, except for reproduction in daily press and regular printed publications on sale to the public within 60 days of the event related to those data/results and always provided that copyright symbol appears together as follows below.

© DORNA WSBK ORGANIZATION Srl 2020



Official Fuel Supplier

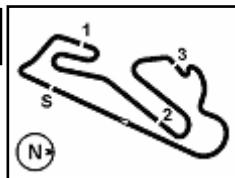


FKR PERUGIA TIMING

Official Tyre Supplier



Official Timekeeper



Pirelli Estoril Round, 16 - 18 October 2020  
Best Sectors & Speed Free Practice 3rd Session Gr.A

Circuito Estoril 4.182 m

BEST LAP			
1	88 B. IERACI	Kawasaki Ninja 400	1'51.196
2	8 M. PEREZ	Kawasaki Ninja 400	1'51.582
3	19 V. RODRIGUEZ NUNEZ	Yamaha YZF-R3	1'51.648
4	25 A. KROH	Yamaha YZF-R3	1'51.872
5	22 N. KALININ	Kawasaki Ninja 400	1'52.376
6	44 T. BRAMICH	Kawasaki Ninja 400	1'52.447
7	27 F. ROVELLI	Kawasaki Ninja 400	1'52.491
8	2 A. CARRION	Kawasaki Ninja 400	1'52.517
9	43 M. GARCIA	Kawasaki Ninja 400	1'52.548
10	26 M. GENNAI	Yamaha YZF-R3	1'52.551
11	10 U. ORRADRE	Yamaha YZF-R3	1'52.582
12	7 J. GIMBERT	Kawasaki Ninja 400	1'52.685
13	6 J. BUIS	Kawasaki Ninja 400	1'52.713
14	17 K. MEUFFELS	Kawasaki Ninja 400	1'52.877
15	3 M. GAGGI	Yamaha YZF-R3	1'53.163
16	24 D. BLIN	Yamaha YZF-R3	1'53.246
17	72 A. DIAZ	Yamaha YZF-R3	1'53.450
18	79 T. ALONSO	Kawasaki Ninja 400	1'53.523
19	84 K. ALOISI	Yamaha YZF-R3	1'53.660
20	37 P. FRAGOSO	Yamaha YZF-R3	1'53.876
21	46 S. DI SORA	Kawasaki Ninja 400	1'54.390
22	70 M. DUARTE	Yamaha YZF-R3	1'54.432
23	45 F. MACAN	Yamaha YZF-R3	1'54.451
24	86 J. MCMANUS	Kawasaki Ninja 400	1'55.463
25	18 I. OFFER	Kawasaki Ninja 400	1'57.596
26	77 L. GRUAU	Kawasaki Ninja 400	1'59.262

SPEED			
1	2 A. CARRION	Kawasaki Ninja 400	213,5
2	43 M. GARCIA	Kawasaki Ninja 400	213,1
3	44 T. BRAMICH	Kawasaki Ninja 400	211,8
4	19 V. RODRIGUEZ NUNEZ	Yamaha YZF-R3	211,4
5	6 J. BUIS	Kawasaki Ninja 400	211,0
6	24 D. BLIN	Yamaha YZF-R3	210,2
7	27 F. ROVELLI	Kawasaki Ninja 400	209,8
8	45 F. MACAN	Yamaha YZF-R3	209,4
9	3 M. GAGGI	Yamaha YZF-R3	209,4
10	37 P. FRAGOSO	Yamaha YZF-R3	209,4
11	17 K. MEUFFELS	Kawasaki Ninja 400	209,0
12	72 A. DIAZ	Yamaha YZF-R3	208,6
13	8 M. PEREZ	Kawasaki Ninja 400	208,6
14	46 S. DI SORA	Kawasaki Ninja 400	208,6
15	10 U. ORRADRE	Yamaha YZF-R3	207,8
16	26 M. GENNAI	Yamaha YZF-R3	207,8
17	88 B. IERACI	Kawasaki Ninja 400	207,5
18	25 A. KROH	Yamaha YZF-R3	207,5
19	7 J. GIMBERT	Kawasaki Ninja 400	207,1
20	22 N. KALININ	Kawasaki Ninja 400	205,5
21	79 T. ALONSO	Kawasaki Ninja 400	205,1
22	84 K. ALOISI	Yamaha YZF-R3	204,4
23	70 M. DUARTE	Yamaha YZF-R3	202,1
24	77 L. GRUAU	Kawasaki Ninja 400	193,3
25	86 J. MCMANUS	Kawasaki Ninja 400	193,9
26	18 I. OFFER	Kawasaki Ninja 400	191,6

SEG. 1		
1	27 F. ROVELLI	23.153
2	8 M. PEREZ	23.216
3	88 B. IERACI	23.262
4	43 M. GARCIA	23.375
5	22 N. KALININ	23.379
6	10 U. ORRADRE	23.396
7	25 A. KROH	23.436
8	19 V. RODRIGUEZ NUNEZ	23.438
9	7 J. GIMBERT	23.440
10	6 J. BUIS	23.477
11	44 T. BRAMICH	23.495
12	79 T. ALONSO	23.507
13	2 A. CARRION	23.509
14	26 M. GENNAI	23.544
15	17 K. MEUFFELS	23.571
16	45 F. MACAN	23.574
17	24 D. BLIN	23.617
18	72 A. DIAZ	23.646
19	84 K. ALOISI	23.726
20	3 M. GAGGI	23.820
21	37 P. FRAGOSO	23.853
22	46 S. DI SORA	23.927
23	70 M. DUARTE	23.929
24	86 J. MCMANUS	24.139
25	18 I. OFFER	24.737
26	77 L. GRUAU	24.947

SEG. 2		
1	25 A. KROH	27.803
2	2 A. CARRION	27.824
3	10 U. ORRADRE	27.857
4	6 J. BUIS	27.872
5	8 M. PEREZ	27.883
6	19 V. RODRIGUEZ NUNEZ	27.949
7	88 B. IERACI	27.952
8	22 N. KALININ	27.984
9	17 K. MEUFFELS	27.994
10	26 M. GENNAI	28.044
11	43 M. GARCIA	28.052
12	27 F. ROVELLI	28.070
13	84 K. ALOISI	28.135
14	45 F. MACAN	28.144
15	44 T. BRAMICH	28.178
16	3 M. GAGGI	28.188
17	24 D. BLIN	28.259
18	70 M. DUARTE	28.266
19	7 J. GIMBERT	28.309
20	37 P. FRAGOSO	28.336
21	46 S. DI SORA	28.415
22	79 T. ALONSO	28.470
23	72 A. DIAZ	28.485
24	86 J. MCMANUS	28.742
25	18 I. OFFER	29.417
26	77 L. GRUAU	29.556

SEG. 3		
1	88 B. IERACI	25.170
2	19 V. RODRIGUEZ NUNEZ	25.442
3	8 M. PEREZ	25.505
4	10 U. ORRADRE	25.529
5	22 N. KALININ	25.534
6	43 M. GARCIA	25.546
7	25 A. KROH	25.615
8	7 J. GIMBERT	25.678
9	26 M. GENNAI	25.690
10	17 K. MEUFFELS	25.692
11	6 J. BUIS	25.701
12	44 T. BRAMICH	25.710
13	2 A. CARRION	25.723
14	79 T. ALONSO	25.765
15	46 S. DI SORA	25.791
16	45 F. MACAN	25.797
17	27 F. ROVELLI	25.808
18	72 A. DIAZ	25.868
19	24 D. BLIN	25.902
20	84 K. ALOISI	25.926
21	3 M. GAGGI	25.988
22	70 M. DUARTE	26.030
23	37 P. FRAGOSO	26.107
24	86 J. MCMANUS	26.571
25	18 I. OFFER	26.755
26	77 L. GRUAU	27.448

SEG. 4		
1	88 B. IERACI	34.714
2	26 M. GENNAI	34.747
3	19 V. RODRIGUEZ NUNEZ	34.807
4	8 M. PEREZ	34.843
5	27 F. ROVELLI	34.911
6	44 T. BRAMICH	34.992
7	25 A. KROH	35.018
8	46 S. DI SORA	35.080
9	7 J. GIMBERT	35.105
10	6 J. BUIS	35.114
11	22 N. KALININ	35.124
12	3 M. GAGGI	35.130
13	10 U. ORRADRE	35.132
14	43 M. GARCIA	35.139
15	2 A. CARRION	35.198
16	72 A. DIAZ	35.222
17	79 T. ALONSO	35.260
18	45 F. MACAN	35.296
19	24 D. BLIN	35.338
20	37 P. FRAGOSO	35.343
21	17 K. MEUFFELS	35.450
22	84 K. ALOISI	35.535
23	86 J. MCMANUS	35.746
24	70 M. DUARTE	35.764
25	18 I. OFFER	36.621
26	77 L. GRUAU	37.277

17/10/2020

These data/results cannot be reproduced, stored and/or transmitted in whole or in part by any manner of electronic, mechanical, photocopying, recording, broadcasting or otherwise now known or herein after developed without the previous express consent by the copyright owner, except for reproduction in daily press and regular printed publications on sale to the public within 60 days of the event related to those data/results and always provided that copyright symbol appears together as follows below.

© DORNA WSBK ORGANIZATION Srl 2020



Official Fuel Supplier

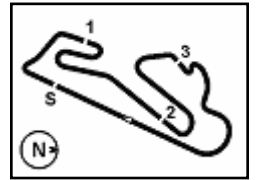


FICR PERUGIA TIMING

Official Tyre Supplier



Official Timekeeper



## Pirelli Estoril Round, 16 - 18 October 2020

### Ideal Times Free Practice 3rd Session Gr.A

Circuito Estoril 4.182 m

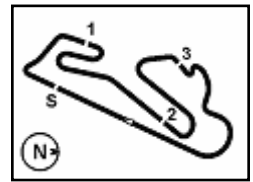
No.	Rider	Nat	Bike	Seg. 1	Seg. 2	Seg. 3	Seg. 4	Ideal Time		
				Diff. 1	Diff. 2	Diff. 3	Diff. 4	Best Lap	Pos.	Diff.
1	<b>88 B. IERACI</b>	ITA	Kawasaki Ninja 400	23.262 +0.066	27.952 +0.032	<b>25.170</b>	<b>34.714</b>	<b>1'51.098</b> 1'51.196	1	0.098
2	<b>8 M. PEREZ</b>	ESP	Kawasaki Ninja 400	23.216 +0.079	27.883 +0.009	25.505 +0.047	34.843	<b>1'51.447</b> 1'51.582	2	0.135
3	<b>19 V. RODRIGUEZ NUNEZ</b>	ESP	Yamaha YZF-R3	23.438 +0.012	27.949	25.442	34.807	<b>1'51.636</b> 1'51.648	3	0.012
4	<b>25 A. KROH</b>	GER	Yamaha YZF-R3	23.436	<b>27.803</b>	25.615	35.018	<b>1'51.872</b> 1'51.872	4	
5	<b>10 U. ORRADRE</b>	ESP	Yamaha YZF-R3	23.396 +0.208	27.857 +0.301	25.529 +0.159	35.132	<b>1'51.914</b> 1'52.582	11	0.668
6	<b>27 F. ROVELLI</b>	ITA	Kawasaki Ninja 400	<b>23.153</b> +0.014	28.070 +0.452	25.808 +0.083	34.911	<b>1'51.942</b> 1'52.491	7	0.549
7	<b>22 N. KALININ</b>	UKR	Kawasaki Ninja 400	23.379 +0.061	27.984 +0.233	25.534 +0.003	35.124 +0.058	<b>1'52.021</b> 1'52.376	5	0.355
8	<b>26 M. GENNAI</b>	ITA	Yamaha YZF-R3	23.544	28.044 +0.133	25.690 +0.393	34.747	<b>1'52.025</b> 1'52.551	10	0.526
9	<b>43 M. GARCIA</b>	ESP	Kawasaki Ninja 400	23.375 +0.181	28.052 +0.016	25.546 +0.057	35.139 +0.182	<b>1'52.112</b> 1'52.548	9	0.436
10	<b>6 J. BUIS</b>	NED	Kawasaki Ninja 400	23.477 +0.033	27.872 +0.210	25.701 +0.067	35.114 +0.239	<b>1'52.164</b> 1'52.713	13	0.549
11	<b>2 A. CARRION</b>	ESP	Kawasaki Ninja 400	23.509	27.824	25.723	35.198 +0.263	<b>1'52.254</b> 1'52.517	8	0.263
12	<b>44 T. BRAMICH</b>	AUS	Kawasaki Ninja 400	23.495 +0.023	28.178 +0.049	25.710	34.992	<b>1'52.375</b> 1'52.447	6	0.072
13	<b>7 J. GIMBERT</b>	FRA	Kawasaki Ninja 400	23.440 +0.034	28.309 +0.043	25.678	35.105 +0.076	<b>1'52.532</b> 1'52.685	12	0.153
14	<b>17 K. MEUFFELS</b>	NED	Kawasaki Ninja 400	23.571	27.994 +0.170	25.692	35.450	<b>1'52.707</b> 1'52.877	14	0.170
15	<b>45 F. MACAN</b>	BRA	Yamaha YZF-R3	23.574 +0.429	28.144 +0.682	25.797 +0.529	35.296	<b>1'52.811</b> 1'54.451	23	1.640
16	<b>79 T. ALONSO</b>	POR	Kawasaki Ninja 400	23.507 +0.388	28.470	25.765 +0.133	35.260	<b>1'53.002</b> 1'53.523	18	0.521
17	<b>24 D. BLIN</b>	POL	Yamaha YZF-R3	23.617 +0.090	28.259	25.902 +0.040	35.338	<b>1'53.116</b> 1'53.246	16	0.130
18	<b>3 M. GAGGI</b>	ITA	Yamaha YZF-R3	23.820	28.188 +0.001	25.988 +0.036	35.130	<b>1'53.126</b> 1'53.163	15	0.037
19	<b>46 S. DI SORA</b>	FRA	Kawasaki Ninja 400	23.927 +0.129	28.415 +0.267	25.791 +0.091	35.080 +0.690	<b>1'53.213</b> 1'54.390	21	1.177
20	<b>72 A. DIAZ</b>	ESP	Yamaha YZF-R3	23.646 +0.229	28.485	25.868	35.222	<b>1'53.221</b> 1'53.450	17	0.229
21	<b>84 K. ALOISI</b>	ITA	Yamaha YZF-R3	23.726 +0.156	28.135	25.926	35.535 +0.182	<b>1'53.322</b> 1'53.660	19	0.338
22	<b>37 P. FRAGOSO</b>	POR	Yamaha YZF-R3	23.853 +0.236	28.336 +0.001	26.107	35.343	<b>1'53.639</b> 1'53.876	20	0.237
23	<b>70 M. DUARTE</b>	POR	Yamaha YZF-R3	23.929	28.266	26.030 +0.037	35.764 +0.406	<b>1'53.989</b> 1'54.432	22	0.443
24	<b>86 J. MCMANUS</b>	IRL	Kawasaki Ninja 400	24.139	28.742	26.571	35.746 +0.265	<b>1'55.198</b> 1'55.463	24	0.265
25	<b>18 I. OFFER</b>	GBR	Kawasaki Ninja 400	24.737	29.417	26.755	36.621 +0.066	<b>1'57.530</b> 1'57.596	25	0.066
26	<b>77 L. GRUAU</b>	FRA	Kawasaki Ninja 400	24.947	29.556 +0.034	27.448	37.277	<b>1'59.228</b> 1'59.262	26	0.034
<b>Overall Ideal Time</b>				23.153	27.803	25.170	34.714	<b>1'50.840</b>		

17/10/2020

These data/results cannot be reproduced, stored and/or transmitted in whole or in part by any manner of electronic, mechanical, photocopying, recording, broadcasting or otherwise now known or herein after developed without the previous express consent by the copyright owner, except for reproduction in daily press and regular printed publications on sale to the public within 60 days of the event related to those data/results and always provided that copyright symbol appears together as follows below.

© DORNA WSBK ORGANIZATION Srl 2020





## Pirelli Estoril Round, 16 - 18 October 2020

### Chronological Analysis Free Practice 3rd Session Gr.A

Circuito Estoril 4.182 m

1 / 3

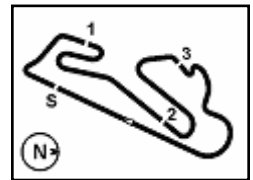
1° 88 B. IERACI (1'51.196)								7° 27 F. ROVELLI (1'52.491)							
Lap	Seg.1	Seg.2	Seg.3	Seg.4	Lap Time	km/h	Local Time	Lap	Seg.1	Seg.2	Seg.3	Seg.4	Lap Time	km/h	Local Time
1		30.481	31.260	46.181			10:27'32.868	1		32.016	36.058	47.060			10:27'31.895
2	23.484	28.182	27.728	35.446	1'54.840	<b>207,5</b>	10:29'27.708	2	23.731	28.320	25.846	35.246	1'53.143	207,5	10:29'25.038
3	23.263	<b>27.952</b>	26.408	37.298	1'54.921	<b>207,5</b>	10:31'22.629	3	24.202	<b>28.070</b>	<b>25.808</b>	35.394	1'53.474	204,8	10:31'18.512
4	23.328	27.984	<b>25.170</b>	<b>34.714</b>	<b>1'51.196</b>	204,4	10:33'13.825	4	<b>23.153</b>	28.506	26.451	35.184	1'53.294	206,7	10:33'11.806
5	<b>23.262</b>	28.419	26.494	45.027	2'03.202P	<b>207,5</b>	10:35'17.027	5	23.667	28.522	26.044	35.020	1'53.253	202,9	10:35'05.059
								6	23.167	28.522	25.891	<b>34.911</b>	<b>1'52.491</b>	<b>209,8</b>	10:36'57.550
								7	32.141	29.442	26.089	53.081	2'20.753P	205,9	10:39'18.303
2° 8 M. PEREZ (1'51.582)								8° 2 A. CARRION (1'52.517)							
Lap	Seg.1	Seg.2	Seg.3	Seg.4	Lap Time	km/h	Local Time	Lap	Seg.1	Seg.2	Seg.3	Seg.4	Lap Time	km/h	Local Time
1		30.028	27.740	44.488			10:27'34.032	1		29.998	27.907	41.386			10:27'31.224
2	23.600	28.162	25.692	35.049	1'52.503	203,6	10:29'26.535	2	24.167	28.277	25.807	35.430	1'53.681	210,6	10:29'24.905
3	23.547	31.770	26.340	36.338	1'57.995	206,7	10:31'16.930	3	24.517	28.400	29.668	36.172	1'58.757	204,0	10:31'23.662
4	23.409	28.069	<b>25.505</b>	35.195	1'52.178	205,9	10:33'16.708	4	24.113	28.301	25.751	35.370	1'53.535	205,5	10:33'17.197
5	<b>23.216</b>	<b>27.883</b>	25.664	35.598	1'52.361	205,5	10:35'09.069	5	23.600	28.141	25.761	<b>35.198</b>	1'52.700	204,0	10:35'09.897
6	23.295	27.892	25.552	<b>34.843</b>	<b>1'51.582</b>	203,2	10:37'00.651	6	<b>23.509</b>	<b>27.824</b>	<b>25.723</b>	35.461	<b>1'52.517</b>	201,8	10:37'02.414
7	23.543	33.966	26.749	56.660	2'20.918P	<b>208,6</b>	10:39'21.569	7	23.782	28.200	25.735	35.786	1'53.503	202,1	10:38'55.917
								8	23.681	28.410	26.307	37.010	1'55.408	<b>213,5</b>	10:40'51.325
3° 19 V. RODRIGUEZ NUNEZ (1'51.648)								9° 43 M. GARCIA (1'52.548)							
Lap	Seg.1	Seg.2	Seg.3	Seg.4	Lap Time	km/h	Local Time	Lap	Seg.1	Seg.2	Seg.3	Seg.4	Lap Time	km/h	Local Time
1		30.860	35.059	46.489			10:27'30.630	1		31.165	36.457	43.538			10:27'28.682
2	23.930	28.241	25.765	35.673	1'53.609	199,6	10:29'24.239	2	23.675	28.626	26.442	36.808	1'55.551	200,7	10:29'24.233
3	23.558	28.144	25.641	35.339	1'52.682	205,5	10:31'16.931	3	24.008	28.348	26.716	35.436	1'54.508	204,0	10:31'18.741
4	26.589	28.611	25.621	35.648	1'56.469	201,8	10:33'13.390	4	<b>23.375</b>	<b>28.052</b>	25.884	35.560	1'52.871	<b>213,1</b>	10:33'11.612
5	23.450	<b>27.949</b>	<b>25.442</b>	<b>34.807</b>	<b>1'51.648</b>	209,4	10:35'05.038	5	24.063	28.157	<b>25.546</b>	<b>35.139</b>	1'52.905	201,4	10:35'04.517
6	<b>23.438</b>	28.105	25.769	35.050	1'52.362	<b>211,4</b>	10:36'57.400	6	23.556	28.068	25.603	35.321	<b>1'52.548</b>	204,0	10:36'57.065
7	32.712	30.883	26.845	50.130	2'20.570P	196,7	10:39'17.970	7	28.768	28.442	25.630	35.810	1'58.650	202,1	10:38'55.715
								8	23.560	28.265	26.042	37.101	1'54.968	208,6	10:40'50.683
4° 25 A. KROH (1'51.872)								10° 26 M. GENNAI (1'52.551)							
Lap	Seg.1	Seg.2	Seg.3	Seg.4	Lap Time	km/h	Local Time	Lap	Seg.1	Seg.2	Seg.3	Seg.4	Lap Time	km/h	Local Time
1		30.435	34.159	47.367			10:27'31.955	1		31.103	32.996	46.072			10:27'28.087
2	23.869	28.230	26.238	35.101	1'53.438	207,1	10:29'25.393	2	24.855	28.242	26.800	36.409	1'56.306C	184,2	10:29'24.393
3	24.220	28.880	27.011	36.166	1'56.277	204,4	10:31'21.690	3	24.282	28.126	26.638	35.185	1'54.231	<b>207,8</b>	10:31'18.624
4	24.115	28.184	25.930	35.676	1'53.905	200,3	10:33'15.575	4	23.750	<b>28.044</b>	25.945	35.350	1'53.089	205,9	10:33'11.713
5	23.782	28.456	25.860	35.526	1'53.624	203,2	10:35'09.199	5	24.053	28.132	<b>25.690</b>	35.394	1'53.269	200,7	10:35'04.982
6	<b>23.436</b>	<b>27.803</b>	<b>25.615</b>	<b>35.018</b>	<b>1'51.872</b>	205,1	10:37'01.071	6	<b>23.544</b>	28.177	26.083	<b>34.747</b>	<b>1'52.551</b>	203,2	10:36'57.533
7	23.618	28.191	26.165	36.807	1'54.781	<b>207,5</b>	10:38'55.852	7	23.590	29.604	27.185	35.860	1'56.239	204,4	10:38'53.772
8	23.876	28.623	26.317	36.676	1'55.492	207,1	10:40'51.344	8	24.326	29.676	26.258	36.624	1'56.884	203,6	10:40'50.656
5° 22 N. KALININ (1'52.376)								11° 10 U. ORRADRE (1'52.582)							
Lap	Seg.1	Seg.2	Seg.3	Seg.4	Lap Time	km/h	Local Time	Lap	Seg.1	Seg.2	Seg.3	Seg.4	Lap Time	km/h	Local Time
1		28.843	26.609	39.240			10:27'31.037	1		31.032	34.252	46.018			10:27'29.066
2	23.948	28.063	25.890	35.789	1'53.690	200,7	10:29'24.727	2	23.649	28.368	26.786	36.583	1'55.386	<b>207,8</b>	10:29'24.452
3	24.251	28.691	26.122	35.430	1'54.494	204,0	10:31'19.221	3	24.150	28.107	26.352	35.451	1'54.060	202,5	10:31'18.512
4	23.701	28.018	25.719	<b>35.124</b>	1'52.562	202,5	10:33'11.783	4	23.758	28.073	25.920	35.408	1'53.159	<b>207,8</b>	10:33'11.671
5	23.440	28.217	25.537	35.182	<b>1'52.376</b>	<b>205,5</b>	10:35'04.159	5	23.675	28.443	<b>25.529</b>	35.484	1'53.131	206,3	10:35'04.802
6	23.468	28.047	25.731	35.365	1'52.611C	202,9	10:36'56.770	6	23.604	28.158	25.688	<b>35.132</b>	<b>1'52.582</b>	205,1	10:36'57.384
7	32.072	28.571	25.834	35.238	2'01.715	195,7	10:38'58.485	7	24.144	33.854	25.800	36.133	1'59.931	204,8	10:38'57.315
8	<b>23.379</b>	<b>27.984</b>	<b>25.534</b>	35.693	1'52.590	204,4	10:40'51.075	8	<b>23.396</b>	<b>27.857</b>	25.874	36.145	1'53.272	206,7	10:40'50.587
6° 44 T. BRAMICH (1'52.447)								12° 7 J. GIMBERT (1'52.685)							
Lap	Seg.1	Seg.2	Seg.3	Seg.4	Lap Time	km/h	Local Time	Lap	Seg.1	Seg.2	Seg.3	Seg.4	Lap Time	km/h	Local Time
1		30.379	27.468	40.499			10:27'30.616	1		30.449	35.568	44.104			10:27'29.080
2	24.569	28.708	26.605	35.610	1'55.492	201,0	10:29'26.108	2	24.485	28.433	26.366	36.288	1'55.572	200,3	10:29'24.652
3	23.880	28.409	26.121	35.490	1'53.900	209,4	10:31'20.008	3	24.528	28.927	26.698	35.193	1'55.346	202,5	10:31'19.998
4	23.695	28.483	25.929	35.345	1'53.452	210,6	10:33'13.460	4	24.148	28.417	25.943	<b>35.105</b>	1'53.613	206,3	10:33'13.611
5	<b>23.495</b>	<b>28.178</b>	25.918	35.025	1'52.616	<b>211,8</b>	10:35'06.076	5	23.840	<b>28.309</b>	25.826	35.369	1'53.344	199,9	10:35'06.955
6	23.518	28.227	<b>25.710</b>	<b>34.992</b>	<b>1'52.447</b>	205,1	10:36'58.523	6	23.474	28.352	<b>25.678</b>	35.181	<b>1'52.685</b>	<b>207,1</b>	10:36'59.640
7	26.702	28.476	25.742	35.791	1'56.711C	205,1	10:38'55.234								
8	23.630	29.899	27.914	48.862	2'10.305P	207,1	10:41'05.539								

17/10/2020 P = Pits In/Out - C = Lap Time Cancelled

These data/results cannot be reproduced, stored and/or transmitted in whole or in part by any manner of electronic, mechanical, photocopying, recording, broadcasting or otherwise now known or herein after developed without the previous express consent by the copyright owner, except for reproduction in daily press and regular printed publications on sale to the public within 60 days of the event related to those data/results and always provided that copyright symbol appears together as follows below.

© DORNA WSBK ORGANIZATION Srl 2020





## Pirelli Estoril Round, 16 - 18 October 2020

### Chronological Analysis Free Practice 3rd Session Gr.A

Circuito Estoril 4.182 m

2 / 3

13° 6 J. BUIS (1'52.713)								19° 84 K. ALOISI (1'53.660)							
Lap	Seg.1	Seg.2	Seg.3	Seg.4	Lap Time	km/h	Local Time	Lap	Seg.1	Seg.2	Seg.3	Seg.4	Lap Time	km/h	Local Time
1		29.443	27.335	40.305			10:27'28.753	1			30.576	33.379	48.565		10:27'31.111
2	23.766	28.504	26.639	36.785	1'55.694	205,1	10:29'24.447	2	24.468	28.711	26.400	35.847	1'55.426	199,9	10:29'26.537
3	23.900	28.245	26.128	35.200	1'53.473	207,5	10:31'17.920	3	<b>23.726</b>	28.371	26.304	<b>35.535</b>	1'53.936	202,9	10:31'20.473
4	<b>23.477</b>	<b>27.872</b>	26.081	35.472	1'52.902	205,9	10:33'10.822	4	23.990	29.068	26.172	35.887	1'55.117	<b>204,4</b>	10:33'15.590
5	23.728	28.137	<b>25.701</b>	35.222	1'52.788	198,5	10:35'03.610	5	23.849	28.464	26.198	35.781	1'54.292	196,7	10:35'09.882
6	27.946	28.194	25.951	<b>35.114</b>	1'57.205	198,5	10:37'00.815	6	23.882	<b>28.135</b>	<b>25.926</b>	35.717	<b>1'53.660</b>	202,5	10:37'03.542
7	23.510	28.082	25.768	35.353	<b>1'52.713</b>	<b>211,0</b>	10:38'53.528	7	24.112	30.909	26.904	37.843	1'59.768	199,9	10:39'03.310
8	24.165	29.910	26.268	36.844	1'57.187	200,7	10:40'50.715	8	23.949	28.359	26.135	35.784	1'54.227	197,8	10:40'57.537

14° 17 K. MEUFFELS (1'52.877)								20° 37 P. FRAGOSO (1'53.876)							
Lap	Seg.1	Seg.2	Seg.3	Seg.4	Lap Time	km/h	Local Time	Lap	Seg.1	Seg.2	Seg.3	Seg.4	Lap Time	km/h	Local Time
1		29.862	27.657	40.313			10:27'29.914	1			31.836	28.983	37.558		10:27'08.848
2	23.937	28.031	26.015	36.036	1'54.019	205,9	10:29'23.933	2	24.755	28.970	26.637	36.707	1'57.069	192,3	10:29'05.917
3	<b>23.571</b>	28.164	<b>25.692</b>	<b>35.450</b>	<b>1'52.877</b>	202,9	10:31'16.810	3	26.495	32.297	33.885	36.746	2'09.423	194,6	10:31'15.340
4	25.822	<b>27.994</b>	26.280	35.487	1'55.583	202,1	10:33'12.393	4	24.486	28.901	26.533	36.317	1'56.237	195,7	10:33'11.577
								5	24.832	28.448	26.367	35.569	1'55.216	198,8	10:35'06.793
								6	24.089	28.337	<b>26.107</b>	<b>35.343</b>	<b>1'53.876</b>	202,5	10:37'00.669
								7	<b>23.853</b>	<b>28.336</b>	26.274	35.881	1'54.344	<b>209,4</b>	10:38'55.013
								8	24.378	28.467	26.222	36.566	1'55.633	198,8	10:40'50.646

15° 3 M. GAGGI (1'53.163)								21° 46 S. DI SORA (1'54.390)							
Lap	Seg.1	Seg.2	Seg.3	Seg.4	Lap Time	km/h	Local Time	Lap	Seg.1	Seg.2	Seg.3	Seg.4	Lap Time	km/h	Local Time
1		32.093	27.505	37.969			10:27'13.834	1			29.895	26.483	36.319		10:28'04.125
2	24.379	28.946	39.324	37.580	2'10.229	200,7	10:29'24.063	2	24.056	28.682	25.882	35.770	<b>1'54.390</b>	195,0	10:29'58.515
3	24.089	<b>28.188</b>	26.272	35.814	1'54.363	203,6	10:31'18.426	3	<b>23.927</b>	28.549	<b>25.791</b>	45.458	2'03.725P	196,4	10:32'02.240
4	24.358	28.210	26.350	35.518	1'54.436	200,3	10:33'12.862	4	1'12.690	35.893	26.362	35.936	2'50.881P		10:34'53.121
5	23.918	28.340	26.327	35.478	1'54.063	208,6	10:35'06.925	5	33.350	29.040	28.222	<b>35.080</b>	2'05.692	186,7	10:36'58.813
6	<b>23.820</b>	28.189	26.024	<b>35.130</b>	<b>1'53.163</b>	<b>209,4</b>	10:37'00.088	6	24.834	28.580	25.806	35.585	1'54.805	<b>208,6</b>	10:38'53.618
7	23.941	28.430	<b>25.988</b>	35.279	1'53.638	207,1	10:38'53.726	7	24.307	<b>28.415</b>	30.024	35.092	1'57.838	199,9	10:40'51.456
8	24.094	28.586	27.365	37.022	1'57.067C	202,9	10:40'50.793								

16° 24 D. BLIN (1'53.246)								22° 70 M. DUARTE (1'54.432)							
Lap	Seg.1	Seg.2	Seg.3	Seg.4	Lap Time	km/h	Local Time	Lap	Seg.1	Seg.2	Seg.3	Seg.4	Lap Time	km/h	Local Time
1		29.975	29.548	46.164			10:27'28.350	1			30.034	30.681	37.835		10:27'18.435
2	24.934	28.338	26.527	36.528	1'56.327	189,6	10:29'24.677	2	24.467	28.938	26.664	37.474	1'57.543	194,3	10:29'15.978
3	24.174	28.640	26.187	35.994	1'54.995	206,7	10:31'19.672	3	24.491	28.739	26.475	36.121	1'55.826	195,3	10:31'11.804
4	24.343	28.711	26.145	36.053	1'55.252	204,8	10:33'14.924	4	33.717	28.619	26.351	36.714	2'05.401	194,6	10:33'17.205
5	23.999	28.503	25.908	35.888	1'54.298	199,6	10:35'09.222	5	23.974	28.391	<b>26.030</b>	36.087	1'54.482	<b>202,1</b>	10:35'11.687
6	23.707	<b>28.259</b>	25.942	<b>35.338</b>	<b>1'53.246</b>	206,3	10:37'02.468	6	<b>23.929</b>	<b>28.266</b>	26.067	36.170	<b>1'54.432</b>	198,5	10:37'06.119
7	23.882	28.295	<b>25.902</b>	35.760	1'53.839	201,4	10:38'56.307	7	24.334	29.057	26.263	37.582	1'57.236	195,7	10:39'03.355
8	<b>23.617</b>	28.278	26.459	36.808	1'55.162C	<b>210,2</b>	10:40'51.469	8	24.258	28.568	26.239	<b>35.764</b>	1'54.829	196,7	10:40'58.184

17° 72 A. DIAZ (1'53.450)								23° 45 F. MACAN (1'54.451)							
Lap	Seg.1	Seg.2	Seg.3	Seg.4	Lap Time	km/h	Local Time	Lap	Seg.1	Seg.2	Seg.3	Seg.4	Lap Time	km/h	Local Time
1		31.084	26.995	37.661			10:27'12.948	1			30.290	34.391	47.245		10:27'30.938
2	24.448	29.472	26.524	36.641	1'57.085C	195,7	10:29'10.033	2	24.003	28.826	26.326	<b>35.296</b>	<b>1'54.451</b>	208,2	10:29'25.389
3	33.280	29.277	26.795	36.336	2'05.688	192,6	10:31'15.721	3	24.396	28.622	26.744	35.440	1'55.202	<b>209,4</b>	10:31'20.591
4	24.418	28.681	26.744	36.179	1'56.022	198,1	10:33'11.743								
5	24.231	28.584	25.890	35.628	1'54.333	199,9	10:35'06.076								
6	23.875	<b>28.485</b>	<b>25.868</b>	<b>35.222</b>	<b>1'53.450</b>	204,0	10:36'59.526								
7	24.364	30.632	25.913	35.731	1'56.640	200,3	10:38'56.166								
8	<b>23.646</b>	28.582	26.542	36.475	1'55.245	<b>208,6</b>	10:40'51.411								

18° 79 T. ALONSO (1'53.523)								24° 86 J. MCMANUS (1'55.463)							
Lap	Seg.1	Seg.2	Seg.3	Seg.4	Lap Time	km/h	Local Time	Lap	Seg.1	Seg.2	Seg.3	Seg.4	Lap Time	km/h	Local Time
1		30.115	27.928	44.463			10:27'34.454	1			30.392	27.828	37.536		10:27'04.797
2	23.895	<b>28.470</b>	25.898	<b>35.260</b>	<b>1'53.523</b>	<b>205,1</b>	10:29'27.977	2	24.874	29.207	27.121	36.299	1'57.501	192,6	10:29'02.298
3	23.626	28.748	<b>25.765</b>	36.755	1'54.894	198,5	10:31'22.871	3	24.271	29.195	27.252	36.241	1'56.959	193,3	10:30'59.257
4	<b>23.507</b>	28.811	25.927	35.548	9'16.748C	202,9	10:40'39.619	4	24.670	29.267	26.727	35.842	1'56.506	192,3	10:32'55.763
								5	24.168	28.928	26.797	<b>35.746</b>	1'55.639	193,6	10:34'51.402
								6	24.421	28.980	26.807	35.819	1'56.027	<b>193,9</b>	10:36'47.429
								7	24.210	28.797	26.685	36.722	1'56.414	192,9	10:38'43.843
								8	<b>24.139</b>	<b>28.742</b>	<b>26.571</b>	36.011	<b>1'55.463</b>	193,6	10:40'39.306

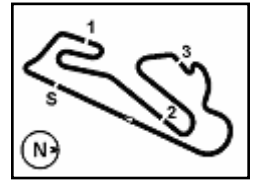
25° 18 I. OFFER (1'57.596)							
Lap	Seg.1	Seg.2	Seg.3	Seg.4	Lap Time	km/h	Local Time

17/10/2020 P = Pits In/Out - C = Lap Time Cancelled

These data/results cannot be reproduced, stored and/or transmitted in whole or in part by any manner of electronic, mechanical, photocopying, recording, broadcasting or otherwise now known or herein after developed without the previous express consent by the copyright owner, except for reproduction in daily press and regular printed publications on sale to the public within 60 days of the event related to those data/results and always provided that copyright symbol appears together as follows below.

© DORNA WSBK ORGANIZATION Srl 2020





Circuito Estoril 4.182 m

## Pirelli Estoril Round, 16 - 18 October 2020

### Chronological Analysis Free Practice 3rd Session Gr.A

3 / 3

1		31.333	28.615	37.839			10:27'12.844
2	25.246	29.979	27.616	36.952	1'59.793	189,0	10:29'12.637
3	25.231	30.038	26.990	36.934	1'59.193	191,3	10:31'11.830
4	25.111	29.614	27.166	46.244	2'08.135P	<b>191,6</b>	10:33'19.965
5	1'45.322	30.171	27.258	36.849	3'19.600P		10:36'39.565
6	24.875	29.603	26.803	<b>36.621</b>	1'57.902	189,6	10:38'37.467
7	<b>24.737</b>	<b>29.417</b>	<b>26.755</b>	36.687	<b>1'57.596</b>	190,9	10:40'35.063

26°		77 L. GRUAU (1'59.262)					
Lap	Seg.1	Seg.2	Seg.3	Seg.4	Lap Time	km/h	Local Time
1		33.014	30.831	38.229			10:27'18.453
2	25.739	30.132	28.552	37.943	2'02.366	189,3	10:29'20.819
3	25.464	29.813	28.672	37.971	2'01.920	<b>195,3</b>	10:31'22.739
4	24.978	29.762	27.925	37.588	2'00.253	193,9	10:33'22.992
5	25.282	<b>29.556</b>	27.777	37.741	2'00.356	<b>195,3</b>	10:35'23.348
6	25.249	29.780	27.866	37.575	2'00.470	193,6	10:37'23.818
7	25.147	29.587	27.544	37.294	1'59.572	192,9	10:39'23.390
8	<b>24.947</b>	29.590	<b>27.448</b>	<b>37.277</b>	<b>1'59.262</b>	193,9	10:41'22.652

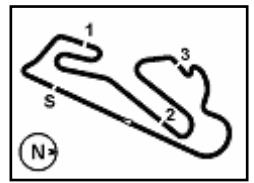
17/10/2020 P = Pits In/Out - C = Lap Time Cancelled

These data/results cannot be reproduced, stored and/or transmitted in whole or in part by any manner of electronic, mechanical, photocopying, recording, broadcasting or otherwise now known or herein after developed without the previous express consent by the copyright owner, except for reproduction in daily press and regular printed publications on sale to the public within 60 days of the event related to those data/results and always provided that copyright symbol appears together as follows below.

© DORNA WSBK ORGANIZATION Srl 2020



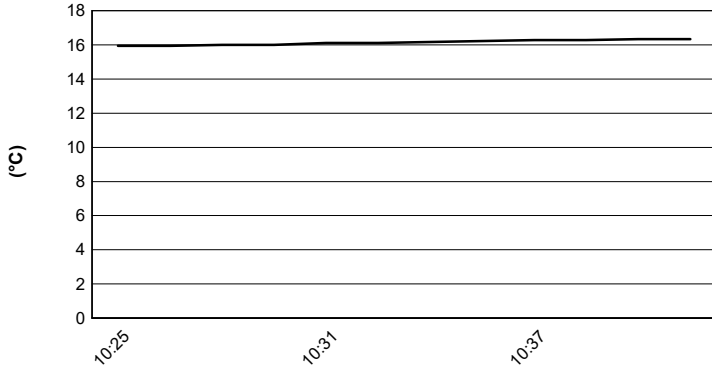




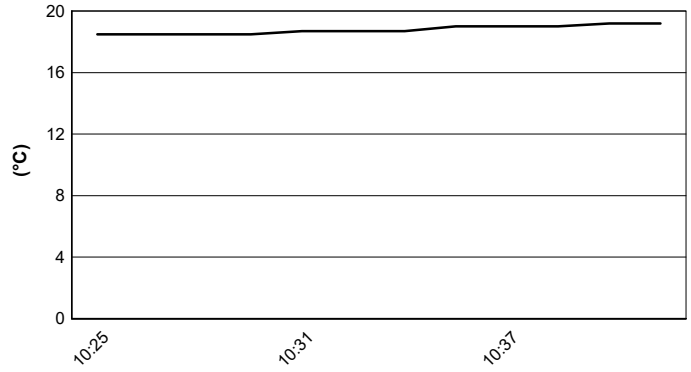
Circuito Estoril 4.182 m

**Pirelli Estoril Round, 16 - 18 October 2020**  
**Weather Report Free Practice 3rd Session Gr.A**  
 Session started 10:25 - Session ended 10:42

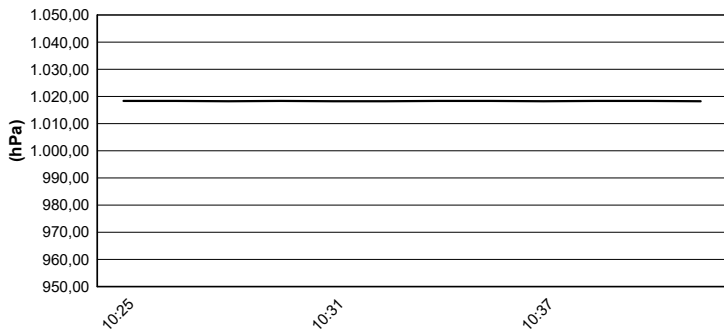
### Air Temperature



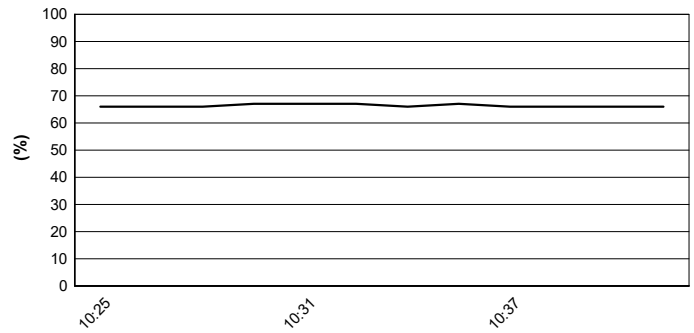
### Track Temperature



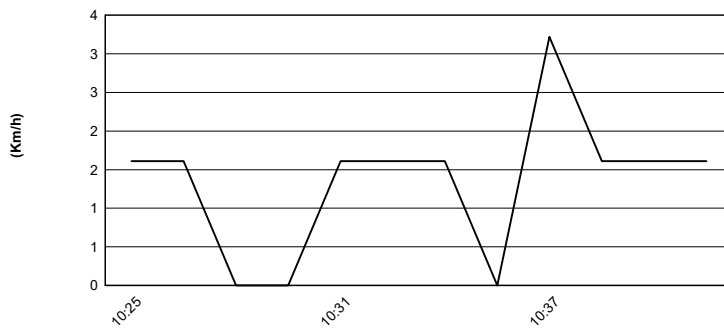
### Air Pressure



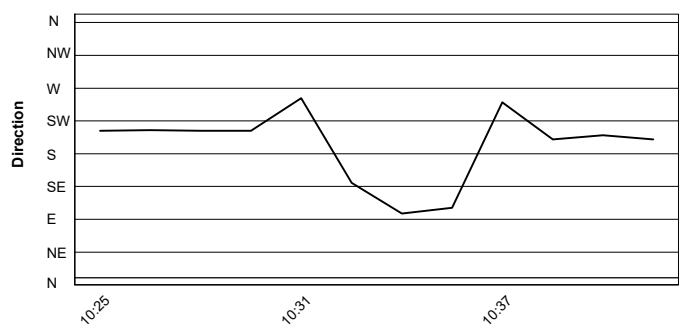
### Humidity



### Wind Speed



### Wind Direction



17/10/2020

These data/results cannot be reproduced, stored and/or transmitted in whole or in part by any manner of electronic, mechanical, photocopying, recording, broadcasting or otherwise now known or herein after developed without the previous express consent by the copyright owner, except for reproduction in daily press and regular printed publications on sale to the public within 60 days of the event related to those data/results and always provided that copyright symbol appears together as follows below.

© DORNA WSBK ORGANIZATION Srl 2020



Official Fuel Supplier

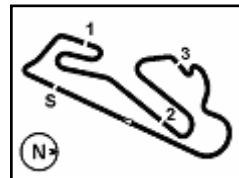


FICR PERUGIA TIMING

Official Tyre Supplier



Official Timekeeper



Circuito Estoril 4.182 m

## Pirelli Estoril Round, 16 - 18 October 2020

### Starting Grid - Last Chance Race

10 Laps x 4,182 km = 41,820 km

1	24	BLIN D. Yamaha	1'52.911	2	14	DE LA VEGA E. Yamaha	1'53.074	3	51	YEBRA PEREZ H. Kawasaki	1'53.111
2	3	GAGGI M. Yamaha	1'53.163	4	48	BRIANTI T. Kawasaki	1'53.233	5	33	NUNEZ ROLDAN O. Kawasaki	1'53.389
3	23	MARKARIAN S. Yamaha	1'53.461	6	79	ALONSO T. Kawasaki	1'53.523	7	49	DE VLEESCHAUWER Kawasaki	1'53.582
4	84	ALOISI K. Yamaha	1'53.660	8	37	FRAGOSO P. Yamaha	1'53.876	9	59	ZANCA A. Kawasaki	1'54.018
5	70	DUARTE M. Yamaha	1'54.145	10	93	QUINET A. Kawasaki	1'54.765	11	94	SANCHEZ TAMAYO S Kawasaki	1'54.986
6	35	SIMON L. Kawasaki	1'55.290	12	86	MCMANUS J. Kawasaki	1'55.463	13	76	ZUDA S. Kawasaki	1'56.554
7	18	OFFER I. Kawasaki	1'57.596	14				15			

N.45 (Macan F.) will not take part in the race. Declared unfit after FP3

17/10/2020 The Race Director .....

These data/results cannot be reproduced, stored and/or transmitted in whole or in part by any manner of electronic, mechanical, photocopying, recording, broadcasting or otherwise now known or herein after developed without the previous express consent by the copyright owner, except for reproduction in daily press and regular printed publications on sale to the public within 60 days of the event related to those data/results and always provided that copyright symbol appears together as follows below.

© DORNA WSBK ORGANIZATION Srl 2020



Official Fuel Supplier

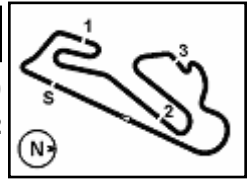


FKR PERUGIA TIMING

Official Tyre Supplier



Official Timekeeper



## Pirelli Estoril Round, 16 - 18 October 2020

### Free Practices Combined Results

Circuito Estoril 4.182 m

No.	Rider	Nat	Team	Bike	Class	FP1	FP2	FP3	Time	Gap	Rel.	Avg	LL
1	<b>88 B. IERACI</b>	ITA	Kawasaki GP Project	Kawasaki Ninja 400	A	1'52.230	1'51.514	<b>1'51.196</b>	<b>1'51.196</b>			135,393	19
2	<b>85 K. SABATUCCI</b>	ITA	Kawasaki GP Project	Kawasaki Ninja 400	B	1'53.785	1'53.774	<b>1'51.407</b>	<b>1'51.407</b>	0.211	0.211	135,137	32
3	<b>8 M. PEREZ</b>	ESP	Prodina Ircos Team WorldSSP300	Kawasaki Ninja 400	A	1'52.830	1'51.606	<b>1'51.582</b>	<b>1'51.582</b>	0.386	0.175	134,925	29
4	<b>19 V. RODRIGUEZ NUNEZ</b>	ESP	EAB Ten Kate Racing	Yamaha YZF-R3	A	1'53.199	1'52.661	<b>1'51.648</b>	<b>1'51.648</b>	0.452	0.066	134,845	34
5	<b>25 A. KROH</b>	GER	Yamaha MS Racing	Yamaha YZF-R3	A	1'52.636	1'52.616	<b>1'51.872</b>	<b>1'51.872</b>	0.676	0.224	134,575	32
6	<b>83 M. KAWAKAMI</b>	BRA	Team Brasil AD 78	Yamaha YZF-R3	B	1'52.713	1'52.847	<b>1'51.974</b>	<b>1'51.974</b>	0.778	0.102	134,453	24
7	<b>71 T. EDWARDS</b>	AUS	Kawasaki ParkinGO Team	Kawasaki Ninja 400	B	1'53.080	1'52.952	<b>1'52.070</b>	<b>1'52.070</b>	0.874	0.096	134,337	32
8	<b>22 N. KALININ</b>	UKR	Battley-RT Motorsports by SKM-Kawasaki	Kawasaki Ninja 400	A	<b>1'52.146</b>	1'52.928	1'52.376	<b>1'52.146</b>	0.950	0.076	134,246	34
9	<b>87 T. KAWAKAMI</b>	BRA	Yamaha MS Racing	Yamaha YZF-R3	B	1'53.604	1'53.183	<b>1'52.155</b>	<b>1'52.155</b>	0.959	0.009	134,236	25
10	<b>69 T. BOOTH-AMOS</b>	GBR	RT Motorsports by SKM - Kawasaki	Kawasaki Ninja 400	B	1'52.527	1'52.328	<b>1'52.204</b>	<b>1'52.204</b>	1.008	0.049	134,177	27
11	<b>53 P. SVOBODA</b>	CZE	WRP Wepol Racing	Yamaha YZF-R3	B	1'54.648	1'52.998	<b>1'52.243</b>	<b>1'52.243</b>	1.047	0.039	134,130	35
12	<b>43 M. GARCIA</b>	ESP	2R Racing	Kawasaki Ninja 400	A	1'52.702	<b>1'52.248</b>	1'52.548	<b>1'52.248</b>	1.052	0.005	134,124	32
13	<b>72 A. DIAZ</b>	ESP	Biblion Motoxrcing Yamaha WorldSSP300	Yamaha YZF-R3	A	1'53.051	<b>1'52.264</b>	1'53.450	<b>1'52.264</b>	1.068	0.016	134,105	35
14	<b>46 S. DI SORA</b>	FRA	Leader Team Flembbo	Kawasaki Ninja 400	A	1'53.432	<b>1'52.381</b>	1'54.390	<b>1'52.381</b>	1.185	0.117	133,966	30
15	<b>2 A. CARRION</b>	ESP	ACCR Smrz Racing by Blue Garage	Kawasaki Ninja 400	A	<b>1'52.394</b>	1'52.928	1'52.517	<b>1'52.394</b>	1.198	0.013	133,950	35
16	<b>61 Y. OKAYA</b>	JPN	MTM Kawasaki MOTOPOST	Kawasaki Ninja 400	B	1'54.604	1'53.315	<b>1'52.402</b>	<b>1'52.402</b>	1.206	0.008	133,941	36
17	<b>15 A. COPPOLA</b>	ITA	Kawasaki GP Project	Kawasaki Ninja 400	A	1'54.122	1'53.070	<b>1'52.424</b>	<b>1'52.424</b>	1.228	0.022	133,914	29
18	<b>44 T. BRAMICH</b>	AUS	Carl Cox-RT Motorsports by SKM-Kawasaki	Kawasaki Ninja 400	A	1'53.920	1'53.327	<b>1'52.447</b>	<b>1'52.447</b>	1.251	0.023	133,887	36
19	<b>73 J. PEREZ GONZALEZ</b>	ESP	Machado Came SBK	Yamaha YZF-R3	B	1'54.244	<b>1'52.452</b>	1'52.545	<b>1'52.452</b>	1.256	0.005	133,881	31
20	<b>95 S. DEROUE</b>	NED	MTM Kawasaki MOTOPOST	Kawasaki Ninja 400	B	1'53.923	1'52.726	<b>1'52.471</b>	<b>1'52.471</b>	1.275	0.019	133,859	30
21	<b>54 B. SOFUOGLU</b>	TUR	Biblion Motoxrcing Yamaha WorldSSP300	Yamaha YZF-R3	B	1'53.347	<b>1'52.483</b>	1'52.891	<b>1'52.483</b>	1.287	0.012	133,844	30
22	<b>27 F. ROVELLI</b>	ITA	Kawasaki ParkinGO Team	Kawasaki Ninja 400	A	1'53.037	1'52.566	<b>1'52.491</b>	<b>1'52.491</b>	1.295	0.008	133,835	26
23	<b>26 M. GENNAI</b>	ITA	Team BrCorse	Yamaha YZF-R3	A	1'53.152	1'52.978	<b>1'52.551</b>	<b>1'52.551</b>	1.355	0.060	133,763	29
24	<b>10 U. ORRADRE</b>	ESP	Yamaha MS Racing	Yamaha YZF-R3	A	1'52.730	1'52.861	<b>1'52.582</b>	<b>1'52.582</b>	1.386	0.031	133,727	34
25	<b>7 J. GIMBERT</b>	FRA	GP Project	Kawasaki Ninja 400	A	1'55.554	1'54.176	<b>1'52.685</b>	<b>1'52.685</b>	1.489	0.103	133,604	30
26	<b>6 J. BUIS</b>	NED	MTM Kawasaki MOTOPOST	Kawasaki Ninja 400	A	1'53.618	1'52.792	<b>1'52.713</b>	<b>1'52.713</b>	1.517	0.028	133,571	35
27	<b>99 A. HUERTAS</b>	ESP	ProGP Racing	Yamaha YZF-R3	B	1'53.243	1'53.428	<b>1'52.722</b>	<b>1'52.722</b>	1.526	0.009	133,560	31
28	<b>17 K. MEUFFELS</b>	NED	MTM Kawasaki MOTOPOST	Kawasaki Ninja 400	A	1'52.801	<b>1'52.765</b>	1'52.877	<b>1'52.765</b>	1.569	0.043	133,510	32
29	<b>64 H. DE CANCELLIS</b>	FRA	Team TRASIMENO	Yamaha YZF-R3	B	1'53.701	1'53.043	<b>1'52.777</b>	<b>1'52.777</b>	1.581	0.012	133,495	22
30	<b>98 T. BERCOT</b>	FRA	ProGP Racing	Yamaha YZF-R3	B	1'55.498	1'53.845	<b>1'52.789</b>	<b>1'52.789</b>	1.593	0.012	133,481	33
31	<b>24 D. BLIN</b>	POL	Biblion Motoxrcing Yamaha WorldSSP300	Yamaha YZF-R3	A	1'54.348	<b>1'52.911</b>	1'53.246	<b>1'52.911</b>	1.715	0.122	133,337	33
32	<b>14 E. DE LA VEGA</b>	FRA	Machado Came SBK	Yamaha YZF-R3	B	1'55.169	1'53.633	<b>1'53.074</b>	<b>1'53.074</b>	1.878	0.163	133,145	35
33	<b>51 H. YEBRA PEREZ</b>	ESP	Scuderia Maranga Racing	Kawasaki Ninja 400	B	1'57.983	1'54.963	<b>1'53.111</b>	<b>1'53.111</b>	1.915	0.037	133,101	33
34	<b>3 M. GAGGI</b>	ITA	Machado Came SBK	Yamaha YZF-R3	A	1'55.002	1'53.335	<b>1'53.163</b>	<b>1'53.163</b>	1.967	0.052	133,040	33
35	<b>48 T. BRIANTI</b>	ITA	Prodina Ircos Team WorldSSP300	Kawasaki Ninja 400	B	1'55.447	1'53.920	<b>1'53.233</b>	<b>1'53.233</b>	2.037	0.070	132,958	26
36	<b>45 F. MACAN</b>	BRA	Team Brasil AD 78	Yamaha YZF-R3	A	<b>1'53.327</b>	1'54.134	1'54.451	<b>1'53.327</b>	2.131	0.094	132,847	20
37	<b>33 O. NUNEZ ROLDAN</b>	ESP	Scuderia Maranga Racing	Kawasaki Ninja 400	B	1'54.216	<b>1'53.389</b>	1'53.678	<b>1'53.389</b>	2.193	0.062	132,775	31
38	<b>23 S. MARKARIAN</b>	FRA	Yamaha MS Racing	Yamaha YZF-R3	B	1'55.552	1'56.120	<b>1'53.461</b>	<b>1'53.461</b>	2.265	0.072	132,691	30
39	<b>79 T. ALONSO</b>	POR	Kawasaki Rame Moto Racing Team	Kawasaki Ninja 400	A	1'54.081	1'54.124	<b>1'53.523</b>	<b>1'53.523</b>	2.327	0.062	132,618	30
40	<b>49 L. DE VLEESCHAUWER</b>	BEL	RT Motorsports by SKM - Kawasaki	Kawasaki Ninja 400	B	1'53.653		<b>1'53.582</b>	<b>1'53.582</b>	2.386	0.059	132,549	16
41	<b>84 K. ALOISI</b>	ITA	ProGP Racing	Yamaha YZF-R3	A	1'55.590	1'55.240	<b>1'53.660</b>	<b>1'53.660</b>	2.464	0.078	132,458	23
42	<b>37 P. FRAGOSO</b>	POR	Machado Came SBK	Yamaha YZF-R3	A	1'55.117	1'54.964	<b>1'53.876</b>	<b>1'53.876</b>	2.680	0.216	132,207	35
43	<b>59 A. ZANCA</b>	ITA	GP Project	Kawasaki Ninja 400	B	1'55.574	1'54.311	<b>1'54.018</b>	<b>1'54.018</b>	2.822	0.142	132,042	32
44	<b>70 M. DUARTE</b>	POR	Yamaha MS Racing	Yamaha YZF-R3	A	<b>1'54.145</b>	1'56.164	1'54.432	<b>1'54.145</b>	2.949	0.127	131,895	34
45	<b>93 A. QUINET</b>	FRA	TGP Racing	Kawasaki Ninja 400	B	1'56.945	1'56.126	<b>1'54.765</b>	<b>1'54.765</b>	3.569	0.620	131,183	33
46	<b>94 S. SANCHEZ TAMAYO</b>	ESP	2R Racing	Kawasaki Ninja 400	B	1'57.021	1'56.238	<b>1'54.986</b>	<b>1'54.986</b>	3.790	0.221	130,931	30
47	<b>35 L. SIMON</b>	CZE	ACCR Czech Talent Team - Willi Race	Kawasaki Ninja 400	B	1'58.363	1'56.963	<b>1'55.290</b>	<b>1'55.290</b>	4.094	0.304	130,585	34
48	<b>86 J. MCMANUS</b>	IRL	Team#109 Kawasaki	Kawasaki Ninja 400	A	1'57.919	1'56.387	<b>1'55.463</b>	<b>1'55.463</b>	4.267	0.173	130,390	36
49	<b>76 S. ZUDA</b>	CZE	ACCR Smrz Racing by Blue Garage	Kawasaki Ninja 400	B	1'58.863	1'57.032	<b>1'56.554</b>	<b>1'56.554</b>	5.358	1.091	129,169	32
50	<b>18 I. OFFER</b>	GBR	Scuderia Maranga Racing	Kawasaki Ninja 400	A	1'59.625	1'58.451	<b>1'57.596</b>	<b>1'57.596</b>	6.400	1.042	128,025	32
51	<b>77 L. GRUAU</b>	FRA	TGP Racing	Kawasaki Ninja 400	A	2'01.913	2'00.563	<b>1'59.262</b>	<b>1'59.262</b>	8.066	1.666	126,236	35

17/10/2020

These data/results cannot be reproduced, stored and/or transmitted in whole or in part by any manner of electronic, mechanical, photocopying, recording, broadcasting or otherwise now known or herein after developed without the previous express consent by the copyright owner, except for reproduction in daily press and regular printed publications on sale to the public within 60 days of the event related to those data/results and always provided that copyright symbol appears together as follows below.

© DORNA WSBK ORGANIZATION Srl 2020

