

Pirelli Estoril Round, 16 - 18 October 2020

Results Free Practice 3rd Session Gr.B

Circuito Estoril 4.182 m

1 / 2

No.	Rider	Nat	Team	Bike	Class	Time	Gap	Rel.	Laps	Speed	
										Avg	Max
1	85 K. SABATUCCI	ITA	Kawasaki GP Project	Kawasaki Ninja 400	B	1'51.407			7	135,137	210,6
2	83 M. KAWAKAMI	BRA	Team Brasil AD 78	Yamaha YZF-R3	B	1'51.974	0.567	0.567	7	134,453	213,9
3	71 T. EDWARDS	AUS	Kawasaki ParkinGO Team	Kawasaki Ninja 400	B	1'52.070	0.663	0.096	6	134,337	201,8
4	87 T. KAWAKAMI	BRA	Yamaha MS Racing	Yamaha YZF-R3	B	1'52.155	0.748	0.085	3	134,236	207,8
5	69 T. BOOTH-AMOS	GBR	RT Motorsports by SKM - Kawasaki	Kawasaki Ninja 400	B	1'52.204	0.797	0.049	6	134,177	207,1
6	53 P. SVOBODA	CZE	WRP Wepol Racing	Yamaha YZF-R3	B	1'52.243	0.836	0.039	7	134,130	205,1
7	61 Y. OKAYA	JPN	MTM Kawasaki MOTOPOST	Kawasaki Ninja 400	B	1'52.402	0.995	0.159	7	133,941	209,0
8	15 A. COPPOLA	ITA	Kawasaki GP Project	Kawasaki Ninja 400	B	1'52.424	1.017	0.022	4	133,914	204,0
9	95 S. DEROUE	NED	MTM Kawasaki MOTOPOST	Kawasaki Ninja 400	B	1'52.471	1.064	0.047	4	133,859	207,8
10	73 J. PEREZ GONZALEZ	ESP	Machado Came SBK	Yamaha YZF-R3	B	1'52.545	1.138	0.074	5	133,770	199,2
11	99 A. HUERTAS	ESP	ProGP Racing	Yamaha YZF-R3	B	1'52.722	1.315	0.177	6	133,560	203,6
12	64 H. DE CANCELLIS	FRA	Team TRASIMENO	Yamaha YZF-R3	B	1'52.777	1.370	0.055	6	133,495	202,9
13	98 T. BERCOT	FRA	ProGP Racing	Yamaha YZF-R3	B	1'52.789	1.382	0.012	6	133,481	200,3
14	54 B. SOFUOGLU	TUR	Biblion Motoxracing Yamaha WorldSSP300	Yamaha YZF-R3	B	1'52.891	1.484	0.102	7	133,360	209,8
15	14 E. DE LA VEGA	FRA	Machado Came SBK	Yamaha YZF-R3	B	1'53.074	1.667	0.183	7	133,145	201,0
16	51 H. YEBRA PEREZ	ESP	Scuderia Maranga Racing	Kawasaki Ninja 400	B	1'53.111	1.704	0.037	6	133,101	200,7
17	48 T. BRIANTI	ITA	Prodina Ircos Team WorldSSP300	Kawasaki Ninja 400	B	1'53.233	1.826	0.122	7	132,958	208,6
18	23 S. MARKARIAN	FRA	Yamaha MS Racing	Yamaha YZF-R3	B	1'53.461	2.054	0.228	7	132,691	205,5
19	49 L. DE VLEESCHAUWER	BEL	RT Motorsports by SKM - Kawasaki	Kawasaki Ninja 400	B	1'53.582	2.175	0.121	7	132,549	207,1
20	33 O. NUNEZ ROLDAN	ESP	Scuderia Maranga Racing	Kawasaki Ninja 400	B	1'53.678	2.271	0.096	6	132,437	201,8
21	59 A. ZANCA	ITA	GP Project	Kawasaki Ninja 400	B	1'54.018	2.611	0.340	7	132,042	202,5
22	93 A. QUINET	FRA	TGP Racing	Kawasaki Ninja 400	B	1'54.765	3.358	0.747	6	131,183	202,9
23	94 S. SANCHEZ TAMAYO	ESP	2R Racing	Kawasaki Ninja 400	B	1'54.986	3.579	0.221	7	130,931	195,0
24	35 L. SIMON	CZE	ACCR Czech Talent Team - Willi Race	Kawasaki Ninja 400	B	1'55.290	3.883	0.304	7	130,585	196,0
25	76 S. ZUDA	CZE	ACCR Smrz Racing by Blue Garage	Kawasaki Ninja 400	B	1'56.554	5.147	1.264	7	129,169	197,4

Qualifying Lap Time (107% of 1'51.407): **1'59.206**

AIR	Humidity:	67%	Temp:	15°C
TRACK	Condition:	Dry	Temp:	17°C

Start 17/10/2020 10:00 End 10:17 The results are provisional until the end of the time limit for protests and appeals and the completion of the technical checks.

These data/results cannot be reproduced, stored and/or transmitted in whole or in part by any manner of electronic, mechanical, photocopying, recording, broadcasting or otherwise now known or herein after developed without the previous express consent by the copyright owner, except for reproduction in daily press and regular printed publications on sale to the public within 60 days of the event related to those data/results and always provided that copyright symbol appears together as follows below.

© DORNA WSBK ORGANIZATION Srl 2020



Official Fuel Supplier

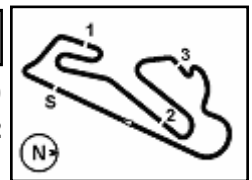


PIRELLI PERUGIA TIMING

Official Tyre Supplier



Official Timekeeper



Pirelli Estoril Round, 16 - 18 October 2020

Results Free Practice 3rd Session Gr.B

Session Highlights

Local Time	No. Rider	Description
10.00.00		Start
10.05.54	73 J. PEREZ GONZALEZ	Current Lap Cancelled - Exceeded Track Limits - Turn 4
10.07.12	59 A. ZANCA	Lap Cancelled (2'05.785) - Exceeded Track Limits - Turn 4
10.07.21	48 T. BRIANTI	Lap Cancelled (1'53.979) - Exceeded Track Limits - Turn 7
10.07.32	59 A. ZANCA	Current Lap Cancelled - Exceeded Track Limits - Turn 1
10.08.31	99 A. HUERTAS	Current Lap Cancelled - Exceeded Track Limits - Turn 7
10.09.16	35 L. SIMON	Current Lap Cancelled - Exceeded Track Limits - Turn 1
10.13.41	69 T. BOOTH-AMOS	Current Lap Cancelled - Exceeded Track Limits - Turn 1
10.14.33	73 J. PEREZ GONZALEZ	Current Lap Cancelled - Exceeded Track Limits - Turn 1
10.14.38	76 S. ZUDA	Current Lap Cancelled - Exceeded Track Limits - Turn 1
10.15.17	73 J. PEREZ GONZALEZ	Technical Problem - Turn 3
10.15.46	83 M. KAWAKAMI	Current Lap Cancelled - Exceeded Track Limits - Turn 1
10.17.25		End Of Session

Fastest Laps Sequence

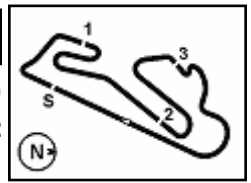
No.	Rider	Nat	Team	Bike	Local Time	Time	Gap	Avg
94	S. SANCHEZ TAMAYO	ESP	2R Racing	Kawasaki Ninja 400	10:04'12.794	1'56.418		129,320
64	H. DE CANCELLIS	FRA	Team TRASIMENO	Yamaha YZF-R3	10:04'27.515	1'54.646	-1.772	131,319
95	S. DEROUE	NED	MTM Kawasaki MOTOPOST	Kawasaki Ninja 400	10:05'16.733	1'52.637	-2.009	133,661
87	T. KAWAKAMI	BRA	Yamaha MS Racing	Yamaha YZF-R3	10:05'21.661	1'52.155	-0.482	134,236
71	T. EDWARDS	AUS	Kawasaki ParkinGO Team	Kawasaki Ninja 400	10:12'47.408	1'52.070	-0.085	134,337
85	K. SABATUCCI	ITA	Kawasaki GP Project	Kawasaki Ninja 400	10:12'53.776	1'51.407	-0.663	135,137

Start 10:00 End 10:17 The results are provisional until the end of the time limit for protests and appeals and the completion of the technical checks.

These data/results cannot be reproduced, stored and/or transmitted in whole or in part by any manner of electronic, mechanical, photocopying, recording, broadcasting or otherwise now known or herein after developed without the previous express consent by the copyright owner, except for reproduction in daily press and regular printed publications on sale to the public within 60 days of the event related to those data/results and always provided that copyright symbol appears together as follows below.

© DORNA WSBK ORGANIZATION Srl 2020





Pirelli Estoril Round, 16 - 18 October 2020

Free Practices Combined Results Gr.B

Circuito Estoril 4.182 m

No.	Rider	Nat	Team	Bike	Class	FP1	FP2	FP3	Time	Gap	Rel.	Avg	LL
1	85 K. SABATUCCI	ITA	Kawasaki GP Project	Kawasaki Ninja 400	B	1'53.785	1'53.774	1'51.407	1'51.407			135,137	32
2	83 M. KAWAKAMI	BRA	Team Brasil AD 78	Yamaha YZF-R3	B	1'52.713	1'52.847	1'51.974	1'51.974	0.567	0.567	134,453	24
3	71 T. EDWARDS	AUS	Kawasaki ParkinGO Team	Kawasaki Ninja 400	B	1'53.080	1'52.952	1'52.070	1'52.070	0.663	0.096	134,337	32
4	87 T. KAWAKAMI	BRA	Yamaha MS Racing	Yamaha YZF-R3	B	1'53.604	1'53.183	1'52.155	1'52.155	0.748	0.085	134,236	25
5	69 T. BOOTH-AMOS	GBR	RT Motorsports by SKM - Kawasaki	Kawasaki Ninja 400	B	1'52.527	1'52.328	1'52.204	1'52.204	0.797	0.049	134,177	27
6	53 P. SVOBODA	CZE	WRP Wepol Racing	Yamaha YZF-R3	B	1'54.648	1'52.998	1'52.243	1'52.243	0.836	0.039	134,130	35
7	61 Y. OKAYA	JPN	MTM Kawasaki MOTOPOST	Kawasaki Ninja 400	B	1'54.604	1'53.315	1'52.402	1'52.402	0.995	0.159	133,941	36
8	15 A. COPPOLA	ITA	Kawasaki GP Project	Kawasaki Ninja 400	B	1'54.122	1'53.070	1'52.424	1'52.424	1.017	0.022	133,914	29
9	73 J. PEREZ GONZALEZ	ESP	Machado Came SBK	Yamaha YZF-R3	B	1'54.244	1'52.452	1'52.545	1'52.452	1.045	0.028	133,881	31
10	95 S. DEROUE	NED	MTM Kawasaki MOTOPOST	Kawasaki Ninja 400	B	1'53.923	1'52.726	1'52.471	1'52.471	1.064	0.019	133,859	30
11	54 B. SOFUOGLU	TUR	Biblion Motoxtracing Yamaha WorldSSP300	Yamaha YZF-R3	B	1'53.347	1'52.483	1'52.891	1'52.483	1.076	0.012	133,844	30
12	99 A. HUERTAS	ESP	ProGP Racing	Yamaha YZF-R3	B	1'53.243	1'53.428	1'52.722	1'52.722	1.315	0.239	133,560	31
13	64 H. DE CANCELLIS	FRA	Team TRASIMENO	Yamaha YZF-R3	B	1'53.701	1'53.043	1'52.777	1'52.777	1.370	0.055	133,495	22
14	98 T. BERCOT	FRA	ProGP Racing	Yamaha YZF-R3	B	1'55.498	1'53.845	1'52.789	1'52.789	1.382	0.012	133,481	33
15	14 E. DE LA VEGA	FRA	Machado Came SBK	Yamaha YZF-R3	B	1'55.169	1'53.633	1'53.074	1'53.074	1.667	0.285	133,145	35
16	51 H. YEBRA PEREZ	ESP	Scuderia Maranga Racing	Kawasaki Ninja 400	B	1'57.983	1'54.963	1'53.111	1'53.111	1.704	0.037	133,101	33
17	48 T. BRIANTI	ITA	Prodina Ircos Team WorldSSP300	Kawasaki Ninja 400	B	1'55.447	1'53.920	1'53.233	1'53.233	1.826	0.122	132,958	26
18	33 O. NUNEZ ROLDAN	ESP	Scuderia Maranga Racing	Kawasaki Ninja 400	B	1'54.216	1'53.389	1'53.678	1'53.389	1.982	0.156	132,775	31
19	23 S. MARKARIAN	FRA	Yamaha MS Racing	Yamaha YZF-R3	B	1'55.552	1'56.120	1'53.461	1'53.461	2.054	0.072	132,691	30
20	49 L. DE VLEESCHAUWER	BEL	RT Motorsports by SKM - Kawasaki	Kawasaki Ninja 400	B	1'53.653		1'53.582	1'53.582	2.175	0.121	132,549	16
21	59 A. ZANCA	ITA	GP Project	Kawasaki Ninja 400	B	1'55.574	1'54.311	1'54.018	1'54.018	2.611	0.436	132,042	32
22	93 A. QUINET	FRA	TGP Racing	Kawasaki Ninja 400	B	1'56.945	1'56.126	1'54.765	1'54.765	3.358	0.747	131,183	33
23	94 S. SANCHEZ TAMAYO	ESP	2R Racing	Kawasaki Ninja 400	B	1'57.021	1'56.238	1'54.986	1'54.986	3.579	0.221	130,931	30
24	35 L. SIMON	CZE	ACCR Czech Talent Team - Willi Race	Kawasaki Ninja 400	B	1'58.363	1'56.963	1'55.290	1'55.290	3.883	0.304	130,585	34
25	76 S. ZUDA	CZE	ACCR Smrz Racing by Blue Garage	Kawasaki Ninja 400	B	1'58.863	1'57.032	1'56.554	1'56.554	5.147	1.264	129,169	32

Top 3 Average Time: 1'51.817

17/10/2020

These data/results cannot be reproduced, stored and/or transmitted in whole or in part by any manner of electronic, mechanical, photocopying, recording, broadcasting or otherwise now known or herein after developed without the previous express consent by the copyright owner, except for reproduction in daily press and regular printed publications on sale to the public within 60 days of the event related to those data/results and always provided that copyright symbol appears together as follows below.

© DORNA WSBK ORGANIZATION Srl 2020



Official Fuel Supplier

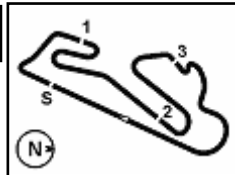


FKR PERUGIA TIMING

Official Tyre Supplier



Official Timekeeper



Pirelli Estoril Round, 16 - 18 October 2020

Best Sectors & Speed Free Practice 3rd Session Gr.B

BEST LAP			
1	85 K. SABATUCCI	Kawasaki Ninja 400	1'51.407
2	83 M. KAWAKAMI	Yamaha YZF-R3	1'51.974
3	71 T. EDWARDS	Kawasaki Ninja 400	1'52.070
4	87 T. KAWAKAMI	Yamaha YZF-R3	1'52.155
5	69 T. BOOTH-AMOS	Kawasaki Ninja 400	1'52.204
6	53 P. SVOBODA	Yamaha YZF-R3	1'52.243
7	61 Y. OKAYA	Kawasaki Ninja 400	1'52.402
8	15 A. COPPOLA	Kawasaki Ninja 400	1'52.424
9	95 S. DEROUE	Kawasaki Ninja 400	1'52.471
10	73 J. PEREZ GONZALEZ	Yamaha YZF-R3	1'52.545
11	99 A. HUERTAS	Yamaha YZF-R3	1'52.722
12	64 H. DE CANCELLIS	Yamaha YZF-R3	1'52.777
13	98 T. BERCOT	Yamaha YZF-R3	1'52.789
14	54 B. SOFUOGLU	Yamaha YZF-R3	1'52.891
15	14 E. DE LA VEGA	Yamaha YZF-R3	1'53.074
16	51 H. YEBRA PEREZ	Kawasaki Ninja 400	1'53.111
17	48 T. BRIANTI	Kawasaki Ninja 400	1'53.233
18	23 S. MARKARIAN	Yamaha YZF-R3	1'53.461
19	49 L. DE VLEESCHAUWER	Kawasaki Ninja 400	1'53.582
20	33 O. NUNEZ ROLDAN	Kawasaki Ninja 400	1'53.678
21	59 A. ZANCA	Kawasaki Ninja 400	1'54.018
22	93 A. QUINET	Kawasaki Ninja 400	1'54.765
23	94 S. SANCHEZ TAMAYO	Kawasaki Ninja 400	1'54.986
24	35 L. SIMON	Kawasaki Ninja 400	1'55.290
25	76 S. ZUDA	Kawasaki Ninja 400	1'56.554

SPEED			
1	83 M. KAWAKAMI	Yamaha YZF-R3	213,9
2	85 K. SABATUCCI	Kawasaki Ninja 400	210,6
3	54 B. SOFUOGLU	Yamaha YZF-R3	209,8
4	61 Y. OKAYA	Kawasaki Ninja 400	209,0
5	48 T. BRIANTI	Kawasaki Ninja 400	208,6
6	87 T. KAWAKAMI	Yamaha YZF-R3	207,8
7	95 S. DEROUE	Kawasaki Ninja 400	207,8
8	69 T. BOOTH-AMOS	Kawasaki Ninja 400	207,1
9	49 L. DE VLEESCHAUWER	Kawasaki Ninja 400	207,1
10	23 S. MARKARIAN	Yamaha YZF-R3	205,5
11	53 P. SVOBODA	Yamaha YZF-R3	205,1
12	15 A. COPPOLA	Kawasaki Ninja 400	204,0
13	99 A. HUERTAS	Yamaha YZF-R3	203,6
14	64 H. DE CANCELLIS	Yamaha YZF-R3	202,9
15	93 A. QUINET	Kawasaki Ninja 400	202,9
16	59 A. ZANCA	Kawasaki Ninja 400	202,5
17	71 T. EDWARDS	Kawasaki Ninja 400	201,8
18	33 O. NUNEZ ROLDAN	Kawasaki Ninja 400	201,8
19	14 E. DE LA VEGA	Yamaha YZF-R3	201,0
20	51 H. YEBRA PEREZ	Kawasaki Ninja 400	200,7
21	98 T. BERCOT	Yamaha YZF-R3	200,3
22	73 J. PEREZ GONZALEZ	Yamaha YZF-R3	199,2
23	76 S. ZUDA	Kawasaki Ninja 400	197,4
24	35 L. SIMON	Kawasaki Ninja 400	196,0
25	94 S. SANCHEZ TAMAYO	Kawasaki Ninja 400	195,0

SEG. 1		SEG. 2		SEG. 3		SEG. 4					
1	85 K. SABATUCCI	23.247	1	83 M. KAWAKAMI	27.817	1	71 T. EDWARDS	25.292	1	53 P. SVOBODA	34.593
2	83 M. KAWAKAMI	23.259	2	85 K. SABATUCCI	27.958	2	69 T. BOOTH-AMOS	25.426	2	85 K. SABATUCCI	34.609
3	69 T. BOOTH-AMOS	23.366	3	87 T. KAWAKAMI	28.046	3	85 K. SABATUCCI	25.452	3	64 H. DE CANCELLIS	34.875
4	54 B. SOFUOGLU	23.376	4	54 B. SOFUOGLU	28.057	4	15 A. COPPOLA	25.509	4	71 T. EDWARDS	34.887
5	95 S. DEROUE	23.396	5	23 S. MARKARIAN	28.066	5	95 S. DEROUE	25.519	5	87 T. KAWAKAMI	34.952
6	87 T. KAWAKAMI	23.417	6	98 T. BERCOT	28.080	6	99 A. HUERTAS	25.550	6	15 A. COPPOLA	34.984
7	61 Y. OKAYA	23.425	7	99 A. HUERTAS	28.084	7	83 M. KAWAKAMI	25.560	7	83 M. KAWAKAMI	34.987
8	73 J. PEREZ GONZALEZ	23.438	8	71 T. EDWARDS	28.089	8	61 Y. OKAYA	25.593	8	61 Y. OKAYA	34.995
9	15 A. COPPOLA	23.465	9	61 Y. OKAYA	28.114	9	53 P. SVOBODA	25.595	9	95 S. DEROUE	35.020
10	14 E. DE LA VEGA	23.484	10	95 S. DEROUE	28.127	10	73 J. PEREZ GONZALEZ	25.614	10	98 T. BERCOT	35.029
11	71 T. EDWARDS	23.507	11	69 T. BOOTH-AMOS	28.156	11	64 H. DE CANCELLIS	25.620	11	69 T. BOOTH-AMOS	35.080
12	64 H. DE CANCELLIS	23.525	12	15 A. COPPOLA	28.184	12	14 E. DE LA VEGA	25.633	12	51 H. YEBRA PEREZ	35.109
13	53 P. SVOBODA	23.567	13	73 J. PEREZ GONZALEZ	28.220	13	54 B. SOFUOGLU	25.660	13	54 B. SOFUOGLU	35.156
14	48 T. BRIANTI	23.612	14	64 H. DE CANCELLIS	28.220	14	98 T. BERCOT	25.723	14	48 T. BRIANTI	35.217
15	98 T. BERCOT	23.697	15	48 T. BRIANTI	28.221	15	87 T. KAWAKAMI	25.740	15	73 J. PEREZ GONZALEZ	35.273
16	99 A. HUERTAS	23.700	16	14 E. DE LA VEGA	28.223	16	51 H. YEBRA PEREZ	25.823	16	49 L. DE VLEESCHAUWER	35.341
17	49 L. DE VLEESCHAUWER	23.700	17	49 L. DE VLEESCHAUWER	28.247	17	48 T. BRIANTI	25.891	17	23 S. MARKARIAN	35.367
18	51 H. YEBRA PEREZ	23.780	18	53 P. SVOBODA	28.335	18	49 L. DE VLEESCHAUWER	25.936	18	99 A. HUERTAS	35.374
19	59 A. ZANCA	23.794	19	33 O. NUNEZ ROLDAN	28.379	19	59 A. ZANCA	25.942	19	33 O. NUNEZ ROLDAN	35.385
20	23 S. MARKARIAN	23.844	20	51 H. YEBRA PEREZ	28.399	20	33 O. NUNEZ ROLDAN	25.942	20	59 A. ZANCA	35.396
21	93 A. QUINET	23.861	21	93 A. QUINET	28.623	21	94 S. SANCHEZ TAMAYO	25.999	21	14 E. DE LA VEGA	35.457
22	33 O. NUNEZ ROLDAN	23.900	22	59 A. ZANCA	28.714	22	23 S. MARKARIAN	26.026	22	35 L. SIMON	35.695
23	94 S. SANCHEZ TAMAYO	24.135	23	94 S. SANCHEZ TAMAYO	28.740	23	93 A. QUINET	26.151	23	93 A. QUINET	35.755
24	76 S. ZUDA	24.183	24	35 L. SIMON	28.975	24	35 L. SIMON	26.366	24	94 S. SANCHEZ TAMAYO	35.859
25	35 L. SIMON	24.188	25	76 S. ZUDA	29.204	25	76 S. ZUDA	26.734	25	76 S. ZUDA	36.159

17/10/2020

These data/results cannot be reproduced, stored and/or transmitted in whole or in part by any manner of electronic, mechanical, photocopying, recording, broadcasting or otherwise now known or herein after developed without the previous express consent by the copyright owner, except for reproduction in daily press and regular printed publications on sale to the public within 60 days of the event related to those data/results and always provided that copyright symbol appears together as follows below.

© DORNA WSBK ORGANIZATION Srl 2020



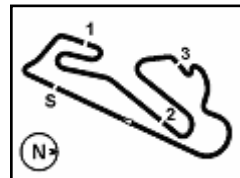
Official Fuel Supplier



Official Tyre Supplier



Official Timekeeper



Pirelli Estoril Round, 16 - 18 October 2020

Ideal Times Free Practice 3rd Session Gr.B

Circuito Estoril 4.182 m

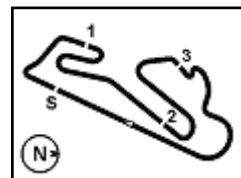
No.	Rider	Nat	Bike	Seg. 1	Seg. 2	Seg. 3	Seg. 4	Ideal Time		
				Diff. 1	Diff. 2	Diff. 3	Diff. 4	Best Lap	Pos.	Diff.
1	85 K. SABATUCCI	ITA	Kawasaki Ninja 400	23.247 +0.141	27.958	25.452	34.609	1'51.266 1'51.407	1	0.141
2	83 M. KAWAKAMI	BRA	Yamaha YZF-R3	23.259 +0.224	27.817	25.560 +0.015	34.987 +0.112	1'51.623 1'51.974	2	0.351
3	71 T. EDWARDS	AUS	Kawasaki Ninja 400	23.507	28.089 +0.141	25.292	34.887 +0.154	1'51.775 1'52.070	3	0.295
4	69 T. BOOTH-AMOS	GBR	Kawasaki Ninja 400	23.366 +0.100	28.156 +0.067	25.426 +0.009	35.080	1'52.028 1'52.204	5	0.176
5	95 S. DEROUÉ	NED	Kawasaki Ninja 400	23.396 +0.168	28.127 +0.025	25.519	35.020 +0.216	1'52.062 1'52.471	9	0.409
6	53 P. SVOBODA	CZE	Yamaha YZF-R3	23.567 +0.141	28.335 +0.012	25.595	34.593	1'52.090 1'52.243	6	0.153
7	61 Y. OKAYA	JPN	Kawasaki Ninja 400	23.425 +0.086	28.114 +0.172	25.593	34.995 +0.017	1'52.127 1'52.402	7	0.275
8	15 A. COPPOLA	ITA	Kawasaki Ninja 400	23.465	28.184	25.509 +0.231	34.984 +0.051	1'52.142 1'52.424	8	0.282
9	87 T. KAWAKAMI	BRA	Yamaha YZF-R3	23.417	28.046	25.740	34.952	1'52.155	4	
10	64 H. DE CANCELLIS	FRA	Yamaha YZF-R3	23.525	28.220	25.620	34.875 +0.537	1'52.240 1'52.777	12	0.537
11	54 B. SOFUOGLU	TUR	Yamaha YZF-R3	23.376 +0.156	28.057 +0.131	25.660 +0.030	35.156 +0.325	1'52.249 1'52.891	14	0.642
12	98 T. BERCOT	FRA	Yamaha YZF-R3	23.697 +0.260	28.080	25.723	35.029	1'52.529 1'52.789	13	0.260
13	73 J. PEREZ GONZALEZ	ESP	Yamaha YZF-R3	23.438	28.220	25.614	35.273	1'52.545	10	
14	99 A. HUERTAS	ESP	Yamaha YZF-R3	23.700 +0.014	28.084	25.550	35.374	1'52.708 1'52.722	11	0.014
15	14 E. DE LA VEGA	FRA	Yamaha YZF-R3	23.484 +0.111	28.223 +0.106	25.633 +0.008	35.457 +0.052	1'52.797 1'53.074	15	0.277
16	48 T. BRIANTI	ITA	Kawasaki Ninja 400	23.612 +0.082	28.221 +0.085	25.891	35.217 +0.125	1'52.941 1'53.233	17	0.292
17	51 H. YEBRA PEREZ	ESP	Kawasaki Ninja 400	23.780	28.399	25.823	35.109	1'53.111	16	
18	49 L. DE VLEESCHAUWER	BEL	Kawasaki Ninja 400	23.700	28.247	25.936	35.341 +0.358	1'53.224 1'53.582	19	0.358
19	23 S. MARKARIAN	FRA	Yamaha YZF-R3	23.844 +0.131	28.066	26.026 +0.027	35.367	1'53.303 1'53.461	18	0.158
20	33 O. NUNEZ ROLDAN	ESP	Kawasaki Ninja 400	23.900	28.379	25.942	35.385 +0.072	1'53.606 1'53.678	20	0.072
21	59 A. ZANCA	ITA	Kawasaki Ninja 400	23.794	28.714 +0.172	25.942	35.396	1'53.846 1'54.018	21	0.172
22	93 A. QUINET	FRA	Kawasaki Ninja 400	23.861 +0.073	28.623 +0.173	26.151 +0.129	35.755	1'54.390 1'54.765	22	0.375
23	94 S. SANCHEZ TAMAYO	ESP	Kawasaki Ninja 400	24.135 +0.043	28.740 +0.210	25.999	35.859	1'54.733 1'54.986	23	0.253
24	35 L. SIMON	CZE	Kawasaki Ninja 400	24.188 +0.009	28.975 +0.057	26.366	35.695	1'55.224 1'55.290	24	0.066
25	76 S. ZUDA	CZE	Kawasaki Ninja 400	24.183 +0.001	29.204 +0.236	26.734	36.159 +0.037	1'56.280 1'56.554	25	0.274
Overall Ideal Time				23.247	27.817	25.292	34.593	1'50.949		

17/10/2020

These data/results cannot be reproduced, stored and/or transmitted in whole or in part by any manner of electronic, mechanical, photocopying, recording, broadcasting or otherwise now known or herein after developed without the previous express consent by the copyright owner, except for reproduction in daily press and regular printed publications on sale to the public within 60 days of the event related to those data/results and always provided that copyright symbol appears together as follows below.

© DORNA WSBK ORGANIZATION Srl 2020





Pirelli Estoril Round, 16 - 18 October 2020

Chronological Analysis Free Practice 3rd Session Gr.B

Circuito Estoril 4.182 m

1 / 3

1° 85 K. SABATUCCI (1'51.407)							7° 61 Y. OKAYA (1'52.402)								
Lap	Seg.1	Seg.2	Seg.3	Seg.4	Lap Time	km/h	Local Time	Lap	Seg.1	Seg.2	Seg.3	Seg.4	Lap Time	km/h	Local Time
1		32.324	56.162	38.606			10:03'24.690	1		29.283	26.644	35.195			10:03'28.272
2	23.962	28.443	26.175	35.589	1'54.169	210,6	10:05'18.859	2	23.425	28.711	25.924	35.042	1'53.102	209,0	10:05'21.374
3	23.829	28.317	25.904	35.448	1'53.498	202,5	10:07'12.357	3	23.541	28.162	26.030	35.547	1'53.280	207,5	10:07'14.654
4	23.946	29.165	26.672	36.382	1'56.165	200,7	10:09'08.522	4	24.039	28.571	25.849	35.186	1'53.645	205,9	10:09'08.299
5	23.973	28.353	25.702	35.819	1'53.847	204,0	10:11'02.369	5	23.511	28.286	25.593	35.012	1'52.402	204,4	10:11'00.701
6	23.388	27.958	25.452	34.609	1'51.407	204,0	10:12'53.776	6	23.657	28.368	25.844	34.995	1'52.864	202,1	10:12'53.565
7	23.247	27.973	25.688	37.184	1'54.092	208,6	10:14'47.868	7	23.722	28.114	25.834	35.491	1'53.161	201,0	10:14'46.726
8	23.611	28.390	26.019	35.361	1'53.381	208,2	10:16'41.249	8	26.136	29.795	28.172	49.767	2'13.870P	201,8	10:17'00.596

2° 83 M. KAWAKAMI (1'51.974)							8° 15 A. COPPOLA (1'52.424)								
Lap	Seg.1	Seg.2	Seg.3	Seg.4	Lap Time	km/h	Local Time	Lap	Seg.1	Seg.2	Seg.3	Seg.4	Lap Time	km/h	Local Time
1		29.238	27.137	35.810			10:03'29.483	1		47.851	38.141	38.077			10:03'23.247
2	23.918	28.271	25.714	34.987	1'52.890	199,9	10:05'22.373	2	24.119	28.830	26.001	35.463	1'54.413	195,0	10:05'17.660
3	23.259	28.070	25.911	35.923	1'53.163	211,4	10:07'15.536	3	23.743	28.258	25.509	34.984	1'52.494	199,6	10:07'10.154
4	24.107	28.853	26.248	35.076	1'54.284	205,5	10:09'09.820	4	23.465	28.184	25.740	35.035	1'52.424	204,0	10:09'02.578
5	23.471	28.110	25.560	35.468	1'52.609	213,9	10:11'02.429	5	25.013	29.028	26.127	46.297	2'06.465P	192,6	10:11'09.043
6	23.483	27.817	25.575	35.099	1'51.974	206,3	10:12'54.403								
7	23.460	27.861	25.745	35.689	1'52.755	204,4	10:14'47.158								
8	23.846	28.480	26.192	48.102	2'06.620CP	198,8	10:16'53.778								

3° 71 T. EDWARDS (1'52.070)							9° 95 S. DEROUÉ (1'52.471)								
Lap	Seg.1	Seg.2	Seg.3	Seg.4	Lap Time	km/h	Local Time	Lap	Seg.1	Seg.2	Seg.3	Seg.4	Lap Time	km/h	Local Time
1		29.116	26.563	35.764			10:03'23.965	1		29.210	26.521	35.692			10:03'24.096
2	23.823	28.343	25.662	35.030	1'52.858	201,8	10:05'16.823	2	23.558	28.250	25.581	35.248	1'52.637	206,3	10:05'16.733
3	23.806	28.089	25.589	34.887	1'52.371	196,7	10:07'09.194	3	23.564	28.152	25.519	35.236	1'52.471	201,8	10:07'09.204
4	23.929	28.354	25.720	35.139	1'53.142	196,0	10:09'02.336	4	23.622	28.533	26.564	35.020	1'53.739	199,6	10:09'02.943
5	23.866	28.324	25.895	34.917	1'53.002	194,3	10:10'55.338	5	23.396	28.127	27.663	48.414	2'07.600P	207,8	10:11'10.543
6	23.507	28.230	25.292	35.041	1'52.070	199,6	10:12'47.408								
7	24.681	28.866	26.197	45.876	2'05.620P	201,8	10:14'53.028								

4° 87 T. KAWAKAMI (1'52.155)							10° 73 J. PEREZ GONZALEZ (1'52.545)								
Lap	Seg.1	Seg.2	Seg.3	Seg.4	Lap Time	km/h	Local Time	Lap	Seg.1	Seg.2	Seg.3	Seg.4	Lap Time	km/h	Local Time
1		29.260	27.229	35.628			10:03'29.506	1		36.180	44.822	36.473			10:02'50.209
2	23.417	28.046	25.740	34.952	1'52.155	203,6	10:05'21.661	2	24.266	28.958	26.325	35.862	1'55.411	191,9	10:04'45.620
3	23.616	29.228	25.744	35.308	1'53.896	207,8	10:07'15.557	3	24.059	28.785	32.721	35.918	2'01.483C	192,9	10:06'47.103
4	25.181	28.805	26.591	50.321	2'10.898P	203,2	10:09'26.455	4	23.914	28.624	25.907	46.663	2'05.108P	192,3	10:08'52.211
								5	52.939	28.417	25.756	35.844	2'22.956P		10:11'15.167
								6	23.438	28.220	25.614	35.273	1'52.545	198,8	10:13'07.712

5° 69 T. BOOTH-AMOS (1'52.204)							11° 99 A. HUERTAS (1'52.722)								
Lap	Seg.1	Seg.2	Seg.3	Seg.4	Lap Time	km/h	Local Time	Lap	Seg.1	Seg.2	Seg.3	Seg.4	Lap Time	km/h	Local Time
1		29.384	26.673	35.737			10:03'23.251	1		36.012	37.623	36.553			10:03'02.000
2	23.636	28.771	25.636	35.530	1'53.573	199,9	10:05'16.824	2	24.829	29.072	26.365	36.098	1'56.364	192,6	10:04'58.364
3	23.663	28.156	25.471	35.465	1'52.755	200,3	10:07'09.579	3	24.038	28.531	25.981	35.601	1'54.151	195,0	10:06'52.515
4	23.366	28.854	25.594	35.202	1'53.016	207,1	10:09'02.595	4	23.700	28.426	25.860	49.808	2'07.794CP	195,7	10:09'00.309
5	23.466	28.223	25.435	35.080	1'52.204	202,1	10:10'54.799	5	2'13.522	31.245	26.920	35.462	3'47.149P		10:12'47.458
6	23.442	28.383	25.426	35.107	1'52.358	196,7	10:12'47.157	6	23.847	29.878	27.519	35.605	1'56.849	203,6	10:14'44.307
7	24.764	29.070	27.491	44.683	2'06.008CP	197,4	10:14'53.165	7	23.714	28.084	25.550	35.374	1'52.722	200,3	10:16'37.029

6° 53 P. SVOBODA (1'52.243)							12° 64 H. DE CANCELLIS (1'52.777)								
Lap	Seg.1	Seg.2	Seg.3	Seg.4	Lap Time	km/h	Local Time	Lap	Seg.1	Seg.2	Seg.3	Seg.4	Lap Time	km/h	Local Time
1		29.534	26.766	36.052			10:03'25.690	1		34.037	29.902	36.726			10:02'32.869
2	24.309	28.811	26.174	35.184	1'54.478	199,6	10:05'20.168	2	24.100	28.859	26.241	35.446	1'54.646	195,0	10:04'27.515
3	23.822	28.590	26.332	35.518	1'54.262	203,6	10:07'14.430	3	23.895	28.725	26.124	48.886	2'07.630P	195,3	10:06'35.145
4	24.188	28.794	25.891	35.185	1'54.058	198,1	10:09'08.488	4	2'47.576	32.425	26.882	35.285	4'22.168P		10:10'57.313
5	23.855	28.419	25.670	34.897	1'52.841	205,1	10:11'01.329	5	23.791	28.473	25.947	34.875	1'53.086	202,9	10:12'50.399
6	23.708	28.347	25.595	34.593	1'52.243	200,7	10:12'53.572	6	23.525	28.220	25.620	35.412	1'52.777	196,7	10:14'43.176
7	23.567	28.335	26.196	35.499	1'53.597	199,2	10:14'47.169	7	23.578	28.412	25.691	35.322	1'53.003	195,0	10:16'36.179
8	23.945	28.378	25.704	35.438	1'53.465	201,8	10:16'40.634								

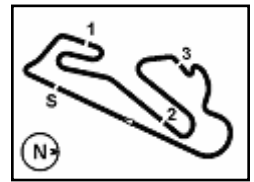
13° 98 T. BERCOT (1'52.789)							
Lap	Seg.1	Seg.2	Seg.3	Seg.4	Lap Time	km/h	Local Time
1		34.576	35.546	49.377			10:03'12.081
2	47.322	29.460	26.424	36.214	2'19.420P		10:05'31.501
3	24.180	28.684	26.137	48.745	2'07.746P	199,6	10:07'39.247

17/10/2020 P = Pits In/Out - C = Lap Time Cancelled

These data/results cannot be reproduced, stored and/or transmitted in whole or in part by any manner of electronic, mechanical, photocopying, recording, broadcasting or otherwise now known or herein after developed without the previous express consent by the copyright owner, except for reproduction in daily press and regular printed publications on sale to the public within 60 days of the event related to those data/results and always provided that copyright symbol appears together as follows below.

© DORNA WSBK ORGANIZATION Srl 2020





Pirelli Estoril Round, 16 - 18 October 2020
Chronological Analysis Free Practice 3rd Session Gr.B

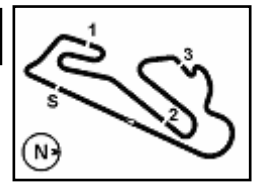
25°							
76 S. ZUDA (1'56.554)							
Lap	Seg.1	Seg.2	Seg.3	Seg.4	Lap Time	km/h	Local Time
1		32.082	29.188	37.345			10:02'17.630
2	24.934	30.457	27.361	36.275	1'59.027	193,6	10:04'16.657
3	24.687	29.545	26.992	36.159	1'57.383	197,4	10:06'14.040
4	24.353	29.348	26.827	36.309	1'56.837	196,0	10:08'10.877
5	24.351	29.204	26.972	36.459	1'56.986	194,6	10:10'07.863
6	24.324	29.270	26.814	36.173	1'56.581	195,3	10:12'04.444
7	24.184	29.440	26.734	36.196	1'56.554	194,6	10:14'00.998
8	24.183	29.458	26.634	36.087	1'56.362C	195,0	10:15'57.360

17/10/2020 P = Pits In/Out - C = Lap Time Cancelled

These data/results cannot be reproduced, stored and/or transmitted in whole or in part by any manner of electronic, mechanical, photocopying, recording, broadcasting or otherwise now known or herein after developed without the previous express consent by the copyright owner, except for reproduction in daily press and regular printed publications on sale to the public within 60 days of the event related to those data/results and always provided that copyright symbol appears together as follows below.

© DORNA WSBK ORGANIZATION Srl 2020

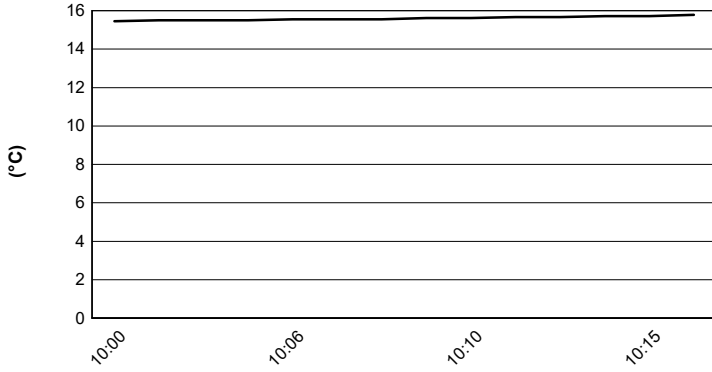




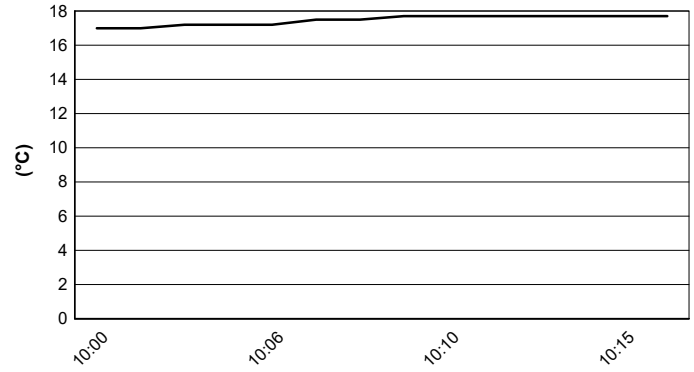
Circuito Estoril 4.182 m

Pirelli Estoril Round, 16 - 18 October 2020
Weather Report Free Practice 3rd Session Gr.B
 Session started 10:00 - Session ended 10:17


Air Temperature



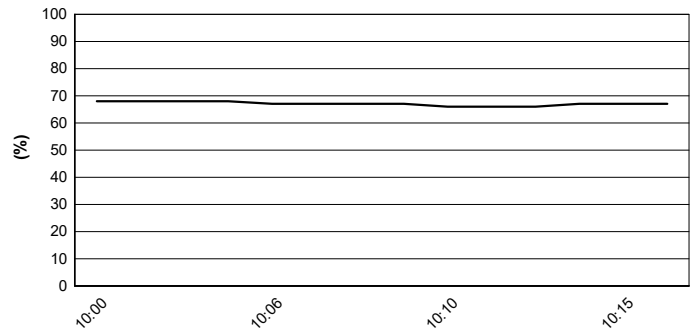
Track Temperature



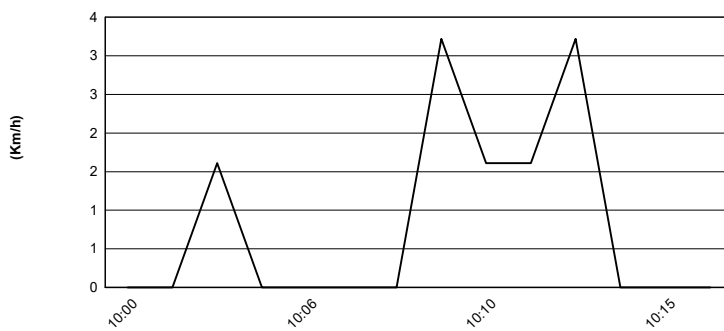
Air Pressure



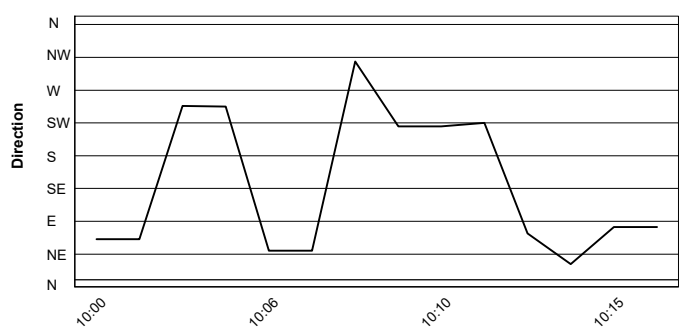
Humidity



Wind Speed



Wind Direction



17/10/2020

These data/results cannot be reproduced, stored and/or transmitted in whole or in part by any manner of electronic, mechanical, photocopying, recording, broadcasting or otherwise now known or herein after developed without the previous express consent by the copyright owner, except for reproduction in daily press and regular printed publications on sale to the public within 60 days of the event related to those data/results and always provided that copyright symbol appears together as follows below.

© DORNA WSBK ORGANIZATION Srl 2020



Official Fuel Supplier



FICR PERUGIA TIMING

Official Tyre Supplier



Official Timekeeper