

Pirelli Estoril Round, 16 - 18 October 2020

Results Tissot Superpole

No.	Rider	Nat	Team	Bike	Class	Time	Gap	Rel.	Laps	Speed	
										Avg	Max
1	22 N. KALININ	UKR	Battley-RT Motorsports by SKM-Kawasaki	Kawasaki Ninja 400	A	1'50.798			6	135,880	204,0
2	8 M. PEREZ	ESP	Prodina Ircos Team WorldSSP300	Kawasaki Ninja 400	A	1'50.852	0.054	0.054	6	135,814	205,1
3	88 B. IERACI	ITA	Kawasaki GP Project	Kawasaki Ninja 400	A	1'50.898	0.100	0.046	6	135,757	205,5
4	83 M. KAWAKAMI	BRA	Team Brasil AD 78	Yamaha YZF-R3	B	1'50.918	0.120	0.020	6	135,733	205,9
5	46 S. DI SORA	FRA	Leader Team Flembbo	Kawasaki Ninja 400	A	1'51.043	0.245	0.125	6	135,580	209,4
6	17 K. MEUFFELS	NED	MTM Kawasaki MOTOPOST	Kawasaki Ninja 400	A	1'51.124	0.326	0.081	6	135,481	206,7
7	15 A. COPPOLA	ITA	Kawasaki GP Project	Kawasaki Ninja 400	B	1'51.263	0.465	0.139	6	135,312	207,1
8	10 U. ORRADRE	ESP	Yamaha MS Racing	Yamaha YZF-R3	A	1'51.301	0.503	0.038	7	135,266	204,4
9	69 T. BOOTH-AMOS	GBR	RT Motorsports by SKM - Kawasaki	Kawasaki Ninja 400	B	1'51.324	0.526	0.023	6	135,238	206,7
10	61 Y. OKAYA	JPN	MTM Kawasaki MOTOPOST	Kawasaki Ninja 400	B	1'51.400	0.602	0.076	5	135,145	211,0
11	43 M. GARCIA	ESP	2R Racing	Kawasaki Ninja 400	A	1'51.470	0.672	0.070	6	135,061	205,9
12	64 H. DE CANCELLIS	FRA	Team TRASIMENO	Yamaha YZF-R3	B	1'51.540	0.742	0.070	6	134,976	206,3
13	87 T. KAWAKAMI	BRA	Yamaha MS Racing	Yamaha YZF-R3	B	1'51.642	0.844	0.102	6	134,852	205,5
14	85 K. SABATUCCI	ITA	Kawasaki GP Project	Kawasaki Ninja 400	B	1'51.647	0.849	0.005	6	134,846	208,6
15	71 T. EDWARDS	AUS	Kawasaki ParkinGO Team	Kawasaki Ninja 400	B	1'51.717	0.919	0.070	6	134,762	198,1
16	99 A. HUERTAS	ESP	ProGP Racing	Yamaha YZF-R3	B	1'51.765	0.967	0.048	6	134,704	204,8
17	53 P. SVOBODA	CZE	WRP Wepol Racing	Yamaha YZF-R3	B	1'51.813	1.015	0.048	6	134,646	208,2
18	95 S. DEROUÉ	NED	MTM Kawasaki MOTOPOST	Kawasaki Ninja 400	B	1'51.835	1.037	0.022	6	134,620	204,8
19	6 J. BUIS	NED	MTM Kawasaki MOTOPOST	Kawasaki Ninja 400	A	1'52.017	1.219	0.182	6	134,401	204,8
20	98 T. BERCOT	FRA	ProGP Racing	Yamaha YZF-R3	B	1'52.079	1.281	0.062	6	134,327	205,1
21	54 B. SOFUOGLU	TUR	Biblion Motox Racing Yamaha WorldSSP300	Yamaha YZF-R3	B	1'52.093	1.295	0.014	6	134,310	200,3
22	73 J. PEREZ GONZALEZ	ESP	Machado Came SBK	Yamaha YZF-R3	B	1'52.123	1.325	0.030	6	134,274	208,6
23	19 V. RODRIGUEZ NUNEZ	ESP	EAB Ten Kate Racing	Yamaha YZF-R3	A	1'52.300	1.502	0.177	6	134,062	205,9
24	7 J. GIMBERT	FRA	GP Project	Kawasaki Ninja 400	A	1'52.406	1.608	0.106	6	133,936	207,8
25	27 F. ROVELLI	ITA	Kawasaki ParkinGO Team	Kawasaki Ninja 400	A	1'52.592	1.794	0.186	6	133,715	200,7
26	26 M. GENNAI	ITA	Team BrCorse	Yamaha YZF-R3	A	1'52.597	1.799	0.005	6	133,709	199,6
27	72 A. DIAZ	ESP	Biblion Motox Racing Yamaha WorldSSP300	Yamaha YZF-R3	A	1'52.677	1.879	0.080	6	133,614	204,0
28	25 A. KROH	GER	Yamaha MS Racing	Yamaha YZF-R3	A	1'52.750	1.952	0.073	6	133,527	206,3
29	2 A. CARRION	ESP	ACCR Smrz Racing by Blue Garage	Kawasaki Ninja 400	A	1'52.777	1.979	0.027	6	133,495	202,5
30	44 T. BRAMICH	AUS	Carl Cox-RT Motorsports by SKM-Kawasaki	Kawasaki Ninja 400	A	1'53.287	2.489	0.510	5	132,894	200,3

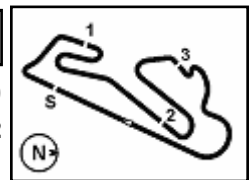
AIR	Humidity:	69%	Temp:	18°C
TRACK	Condition:	Dry	Temp:	25°C

17/10/2020 Start 12:20 End 12:37 The results are provisional until the end of the time limit for protests and appeals and the completion of the technical checks.

These data/results cannot be reproduced, stored and/or transmitted in whole or in part by any manner of electronic, mechanical, photocopying, recording, broadcasting or otherwise now known or herein after developed without the previous express consent by the copyright owner, except for reproduction in daily press and regular printed publications on sale to the public within 60 days of the event related to those data/results and always provided that copyright symbol appears together as follows below.

© DORNA WSBK ORGANIZATION Srl 2020





Pirelli Estoril Round, 16 - 18 October 2020

Results Tissot Superpole

Session Highlights

Local Time	No. Rider	Description
12.20.00		Start
12.26.20	10 U. ORRADRE	Lap Cancelled (1'52.345) - Exceeded Track Limits - Turn 7
12.27.02	46 S. DI SORA	Current Lap Cancelled - Exceeded Track Limits - Turn 1
12.28.26	83 M. KAWAKAMI	Lap Cancelled (1'52.576) - Exceeded Track Limits - Turn 4
12.29.33	43 M. GARCIA	Current Lap Cancelled - Exceeded Track Limits - Turn 1
12.29.45	99 A. HUERTAS	Current Lap Cancelled - Exceeded Track Limits - Turn 7
12.30.45	17 K. MEUFFELS	Current Lap Cancelled - Exceeded Track Limits - Turn 4
12.32.25	83 M. KAWAKAMI	Current Lap Cancelled - Exceeded Track Limits - Turn 1
12.32.31	6 J. BUIS	Current Lap Cancelled - Exceeded Track Limits - Turn 1
12.32.40	69 T. BOOTH-AMOS	Current Lap Cancelled - Exceeded Track Limits - Turn 1
12.37.25		2020 WorldSS300 Tissot Superpole Award Winner: Booth-Amos T.
12.37.35		End Of Session

Fastest Laps Sequence

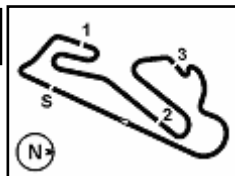
No.	Rider	Nat	Team	Bike	Local Time	Time	Gap	Avg
46	S. DI SORA	FRA	Leader Team Flembbo	Kawasaki Ninja 400	12:25'06.909	1'52.900		133,350
88	B. IERACI	ITA	Kawasaki GP Project	Kawasaki Ninja 400	12:25'17.330	1'52.898	-0.002	133,352
87	T. KAWAKAMI	BRA	Yamaha MS Racing	Yamaha YZF-R3	12:26'04.817	1'52.656	-0.242	133,639
64	H. DE CANCELLIS	FRA	Team TRASIMENO	Yamaha YZF-R3	12:26'05.644	1'52.205	-0.451	134,176
69	T. BOOTH-AMOS	GBR	RT Motorsports by SKM - Kawasaki	Kawasaki Ninja 400	12:26'28.415	1'52.123	-0.082	134,274
15	A. COPPOLA	ITA	Kawasaki GP Project	Kawasaki Ninja 400	12:27'37.370	1'52.027	-0.096	134,389
8	M. PEREZ	ESP	Prodina Ircos Team WorldSSP300	Kawasaki Ninja 400	12:27'58.789	1'51.227	-0.800	135,356
17	K. MEUFFELS	NED	MTM Kawasaki MOTOPOST	Kawasaki Ninja 400	12:33'25.778	1'51.124	-0.103	135,481
88	B. IERACI	ITA	Kawasaki GP Project	Kawasaki Ninja 400	12:33'26.969	1'50.898	-0.226	135,757
22	N. KALININ	UKR	Battley-RT Motorsports by SKM-Kawasaki	Kawasaki Ninja 400	12:33'56.325	1'50.798	-0.100	135,880

Start 12:20 End 12:37 The results are provisional until the end of the time limit for protests and appeals and the completion of the technical checks.

These data/results cannot be reproduced, stored and/or transmitted in whole or in part by any manner of electronic, mechanical, photocopying, recording, broadcasting or otherwise now known or herein after developed without the previous express consent by the copyright owner, except for reproduction in daily press and regular printed publications on sale to the public within 60 days of the event related to those data/results and always provided that copyright symbol appears together as follows below.

© DORNA WSBK ORGANIZATION Srl 2020





Pirelli Estoril Round, 16 - 18 October 2020

Best Sectors & Speed Tissot Superpole

Circuito Estoril 4.182 m

BEST LAP		
1	22 N. KALININ	Kawasaki Ninja 400 1'50.798
2	8 M. PEREZ	Kawasaki Ninja 400 1'50.852
3	88 B. IERACI	Kawasaki Ninja 400 1'50.898
4	83 M. KAWAKAMI	Yamaha YZF-R3 1'50.918
5	46 S. DI SORA	Kawasaki Ninja 400 1'51.043
6	17 K. MEUFFELS	Kawasaki Ninja 400 1'51.124
7	15 A. COPPOLA	Kawasaki Ninja 400 1'51.263
8	10 U. ORRADRE	Yamaha YZF-R3 1'51.301
9	69 T. BOOTH-AMOS	Kawasaki Ninja 400 1'51.324
10	61 Y. OKAYA	Kawasaki Ninja 400 1'51.400
11	43 M. GARCIA	Kawasaki Ninja 400 1'51.470
12	64 H. DE CANCELLIS	Yamaha YZF-R3 1'51.540
13	87 T. KAWAKAMI	Yamaha YZF-R3 1'51.642
14	85 K. SABATUCCI	Kawasaki Ninja 400 1'51.647
15	71 T. EDWARDS	Kawasaki Ninja 400 1'51.717
16	99 A. HUERTAS	Yamaha YZF-R3 1'51.765
17	53 P. SVOBODA	Yamaha YZF-R3 1'51.813
18	95 S. DEROUE	Kawasaki Ninja 400 1'51.835
19	6 J. BUIS	Kawasaki Ninja 400 1'52.017
20	98 T. BERCOT	Yamaha YZF-R3 1'52.079
21	54 B. SOFUOGLU	Yamaha YZF-R3 1'52.093
22	73 J. PEREZ GONZALEZ	Yamaha YZF-R3 1'52.123
23	19 V. RODRIGUEZ NUNEZ	Yamaha YZF-R3 1'52.300
24	7 J. GIMBERT	Kawasaki Ninja 400 1'52.406
25	27 F. ROVELLI	Kawasaki Ninja 400 1'52.592
26	26 M. GENNAI	Yamaha YZF-R3 1'52.597
27	72 A. DIAZ	Yamaha YZF-R3 1'52.677
28	25 A. KROH	Yamaha YZF-R3 1'52.750
29	2 A. CARRION	Kawasaki Ninja 400 1'52.777
30	44 T. BRAMICH	Kawasaki Ninja 400 1'53.287

SPEED		
1	61 Y. OKAYA	Kawasaki Ninja 400 211,0
2	46 S. DI SORA	Kawasaki Ninja 400 209,4
3	73 J. PEREZ GONZALEZ	Yamaha YZF-R3 208,6
4	85 K. SABATUCCI	Kawasaki Ninja 400 208,6
5	53 P. SVOBODA	Yamaha YZF-R3 208,2
6	7 J. GIMBERT	Kawasaki Ninja 400 207,8
7	15 A. COPPOLA	Kawasaki Ninja 400 207,1
8	69 T. BOOTH-AMOS	Kawasaki Ninja 400 206,7
9	17 K. MEUFFELS	Kawasaki Ninja 400 206,7
10	64 H. DE CANCELLIS	Yamaha YZF-R3 206,3
11	25 A. KROH	Yamaha YZF-R3 206,3
12	19 V. RODRIGUEZ NUNEZ	Yamaha YZF-R3 205,9
13	83 M. KAWAKAMI	Yamaha YZF-R3 205,9
14	43 M. GARCIA	Kawasaki Ninja 400 205,9
15	88 B. IERACI	Kawasaki Ninja 400 205,5
16	87 T. KAWAKAMI	Yamaha YZF-R3 205,5
17	8 M. PEREZ	Kawasaki Ninja 400 205,1
18	98 T. BERCOT	Yamaha YZF-R3 205,1
19	95 S. DEROUE	Kawasaki Ninja 400 204,8
20	6 J. BUIS	Kawasaki Ninja 400 204,8
21	99 A. HUERTAS	Yamaha YZF-R3 204,8
22	10 U. ORRADRE	Yamaha YZF-R3 204,4
23	72 A. DIAZ	Yamaha YZF-R3 204,0
24	22 N. KALININ	Kawasaki Ninja 400 204,0
25	2 A. CARRION	Kawasaki Ninja 400 202,5
26	27 F. ROVELLI	Kawasaki Ninja 400 200,7
27	44 T. BRAMICH	Kawasaki Ninja 400 200,3
28	54 B. SOFUOGLU	Yamaha YZF-R3 200,3
29	26 M. GENNAI	Yamaha YZF-R3 199,6
30	71 T. EDWARDS	Kawasaki Ninja 400 198,1

SEG. 1			SEG. 2			SEG. 3			SEG. 4		
1	88 B. IERACI	23.025	1	8 M. PEREZ	27.727	1	69 T. BOOTH-AMOS	25.014	1	64 H. DE CANCELLIS	34.375
2	69 T. BOOTH-AMOS	23.078	2	22 N. KALININ	27.733	2	71 T. EDWARDS	25.160	2	83 M. KAWAKAMI	34.397
3	87 T. KAWAKAMI	23.102	3	10 U. ORRADRE	27.757	3	83 M. KAWAKAMI	25.180	3	17 K. MEUFFELS	34.454
4	22 N. KALININ	23.130	4	26 M. GENNAI	27.771	4	10 U. ORRADRE	25.222	4	8 M. PEREZ	34.516
5	10 U. ORRADRE	23.169	5	85 K. SABATUCCI	27.779	5	22 N. KALININ	25.225	5	46 S. DI SORA	34.516
6	17 K. MEUFFELS	23.169	6	88 B. IERACI	27.830	6	8 M. PEREZ	25.238	6	61 Y. OKAYA	34.517
7	8 M. PEREZ	23.181	7	87 T. KAWAKAMI	27.863	7	88 B. IERACI	25.241	7	22 N. KALININ	34.627
8	15 A. COPPOLA	23.187	8	71 T. EDWARDS	27.895	8	46 S. DI SORA	25.262	8	71 T. EDWARDS	34.630
9	54 B. SOFUOGLU	23.223	9	46 S. DI SORA	27.896	9	87 T. KAWAKAMI	25.281	9	2 A. CARRION	34.665
10	83 M. KAWAKAMI	23.231	10	19 V. RODRIGUEZ NUNEZ	27.900	10	64 H. DE CANCELLIS	25.330	10	88 B. IERACI	34.675
11	64 H. DE CANCELLIS	23.234	11	43 M. GARCIA	27.924	11	43 M. GARCIA	25.336	11	15 A. COPPOLA	34.708
12	46 S. DI SORA	23.276	12	99 A. HUERTAS	27.932	12	53 P. SVOBODA	25.348	12	43 M. GARCIA	34.747
13	85 K. SABATUCCI	23.291	13	61 Y. OKAYA	27.938	13	95 S. DEROUE	25.364	13	95 S. DEROUE	34.808
14	95 S. DEROUE	23.293	14	15 A. COPPOLA	27.947	14	6 J. BUIS	25.385	14	69 T. BOOTH-AMOS	34.835
15	43 M. GARCIA	23.327	15	83 M. KAWAKAMI	27.959	15	99 A. HUERTAS	25.400	15	26 M. GENNAI	34.844
16	61 Y. OKAYA	23.343	16	17 K. MEUFFELS	27.968	16	15 A. COPPOLA	25.421	16	7 J. GIMBERT	34.859
17	99 A. HUERTAS	23.344	17	72 A. DIAZ	28.008	17	73 J. PEREZ GONZALEZ	25.485	17	44 T. BRAMICH	34.860
18	73 J. PEREZ GONZALEZ	23.379	18	25 A. KROH	28.022	18	54 B. SOFUOGLU	25.501	18	98 T. BERCOT	34.862
19	53 P. SVOBODA	23.405	19	95 S. DEROUE	28.047	19	17 K. MEUFFELS	25.533	19	10 U. ORRADRE	34.873
20	19 V. RODRIGUEZ NUNEZ	23.421	20	69 T. BOOTH-AMOS	28.058	20	61 Y. OKAYA	25.538	20	53 P. SVOBODA	34.925
21	71 T. EDWARDS	23.446	21	64 H. DE CANCELLIS	28.065	21	98 T. BERCOT	25.573	21	87 T. KAWAKAMI	34.926
22	2 A. CARRION	23.476	22	98 T. BERCOT	28.065	22	19 V. RODRIGUEZ NUNEZ	25.587	22	73 J. PEREZ GONZALEZ	34.946
23	6 J. BUIS	23.491	23	2 A. CARRION	28.079	23	85 K. SABATUCCI	25.600	23	6 J. BUIS	34.955
24	27 F. ROVELLI	23.505	24	44 T. BRAMICH	28.095	24	72 A. DIAZ	25.619	24	85 K. SABATUCCI	34.977
25	7 J. GIMBERT	23.506	25	6 J. BUIS	28.105	25	27 F. ROVELLI	25.638	25	19 V. RODRIGUEZ NUNEZ	35.012
26	98 T. BERCOT	23.509	26	53 P. SVOBODA	28.135	26	2 A. CARRION	25.655	26	54 B. SOFUOGLU	35.049
27	25 A. KROH	23.632	27	73 J. PEREZ GONZALEZ	28.193	27	25 A. KROH	25.667	27	99 A. HUERTAS	35.089
28	44 T. BRAMICH	23.690	28	54 B. SOFUOGLU	28.201	28	7 J. GIMBERT	25.699	28	25 A. KROH	35.110
29	72 A. DIAZ	23.718	29	27 F. ROVELLI	28.209	29	26 M. GENNAI	25.715	29	27 F. ROVELLI	35.199
30	26 M. GENNAI	23.759	30	7 J. GIMBERT	28.258	30	44 T. BRAMICH	25.752	30	72 A. DIAZ	35.232

17/10/2020

These data/results cannot be reproduced, stored and/or transmitted in whole or in part by any manner of electronic, mechanical, photocopying, recording, broadcasting or otherwise now known or herein after developed without the previous express consent by the copyright owner, except for reproduction in daily press and regular printed publications on sale to the public within 60 days of the event related to those data/results and always provided that copyright symbol appears together as follows below.

© DORNA WSBK ORGANIZATION Srl 2020



Official Fuel Supplier

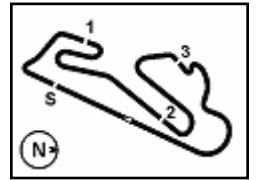


FICR PERUGIA TIMING

Official Tyre Supplier



Official Timekeeper



Pirelli Estoril Round, 16 - 18 October 2020

Ideal Times Tissot Superspole

Circuito Estoril 4.182 m

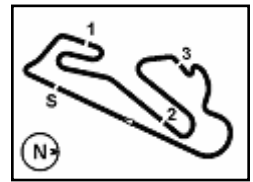
No.	Rider	Nat	Bike	Seg. 1	Seg. 2	Seg. 3	Seg. 4	Ideal Time		
				Diff. 1	Diff. 2	Diff. 3	Diff. 4	Best Lap	Pos.	Diff.
1	8 M. PEREZ	ESP	Kawasaki Ninja 400	23.181 +0.010	27.727	25.238	34.516 +0.180	1'50.662 1'50.852	2	0.190
2	22 N. KALININ	UKR	Kawasaki Ninja 400	23.130 +0.083	27.733	25.225	34.627	1'50.715 1'50.798	1	0.083
3	83 M. KAWAKAMI	BRA	Yamaha YZF-R3	23.231	27.959	25.180 +0.151	34.397	1'50.767 1'50.918	4	0.151
4	88 B. IERACI	ITA	Kawasaki Ninja 400	23.025 +0.127	27.830	25.241	34.675	1'50.771 1'50.898	3	0.127
5	46 S. DI SORA	FRA	Kawasaki Ninja 400	23.276	27.896 +0.043	25.262 +0.050	34.516	1'50.950 1'51.043	5	0.093
6	69 T. BOOTH-AMOS	GBR	Kawasaki Ninja 400	23.078	28.058 +0.099	25.014	34.835 +0.240	1'50.985 1'51.324	9	0.339
7	64 H. DE CANCELLIS	FRA	Yamaha YZF-R3	23.234	28.065 +0.082	25.330 +0.089	34.375 +0.365	1'51.004 1'51.540	12	0.536
8	10 U. ORRADRE	ESP	Yamaha YZF-R3	23.169 +0.045	27.757 +0.235	25.222	34.873	1'51.021 1'51.301	8	0.280
9	17 K. MEUFFELS	NED	Kawasaki Ninja 400	23.169	27.968	25.533	34.454	1'51.124 1'51.124	6	
10	71 T. EDWARDS	AUS	Kawasaki Ninja 400	23.446 +0.389	27.895 +0.102	25.160 +0.095	34.630	1'51.131 1'51.717	15	0.586
11	87 T. KAWAKAMI	BRA	Yamaha YZF-R3	23.102	27.863	25.281 +0.220	34.926 +0.250	1'51.172 1'51.642	13	0.470
12	15 A. COPPOLA	ITA	Kawasaki Ninja 400	23.187	27.947	25.421	34.708	1'51.263 1'51.263	7	
13	43 M. GARCIA	ESP	Kawasaki Ninja 400	23.327	27.924 +0.136	25.336	34.747	1'51.334 1'51.470	11	0.136
14	61 Y. OKAYA	JPN	Kawasaki Ninja 400	23.343	27.938	25.538	34.517 +0.064	1'51.336 1'51.400	10	0.064
15	95 S. DEROUE	NED	Kawasaki Ninja 400	23.293 +0.029	28.047 +0.122	25.364 +0.172	34.808	1'51.512 1'51.835	18	0.323
16	85 K. SABATUCCI	ITA	Kawasaki Ninja 400	23.291	27.779	25.600	34.977	1'51.647 1'51.647	14	
17	99 A. HUERTAS	ESP	Yamaha YZF-R3	23.344	27.932	25.400	35.089	1'51.765 1'51.765	16	
18	53 P. SVOBODA	CZE	Yamaha YZF-R3	23.405	28.135	25.348	34.925	1'51.813 1'51.813	17	
19	2 A. CARRION	ESP	Kawasaki Ninja 400	23.476	28.079 +0.087	25.655	34.665 +0.815	1'51.875 1'52.777	29	0.902
20	19 V. RODRIGUEZ NUNEZ	ESP	Yamaha YZF-R3	23.421	27.900	25.587 +0.380	35.012	1'51.920 1'52.300	23	0.380
21	6 J. BUIS	NED	Kawasaki Ninja 400	23.491 +0.081	28.105	25.385	34.955	1'51.936 1'52.017	19	0.081
22	54 B. SOFUOGLU	TUR	Yamaha YZF-R3	23.223	28.201 +0.056	25.501 +0.063	35.049	1'51.974 1'52.093	21	0.119
23	73 J. PEREZ GONZALEZ	ESP	Yamaha YZF-R3	23.379	28.193	25.485	34.946 +0.120	1'52.003 1'52.123	22	0.120
24	98 T. BERGOT	FRA	Yamaha YZF-R3	23.509	28.065 +0.020	25.573 +0.050	34.862	1'52.009 1'52.079	20	0.070
25	26 M. GENNAI	ITA	Yamaha YZF-R3	23.759	27.771	25.715 +0.378	34.844 +0.130	1'52.089 1'52.597	26	0.508
26	7 J. GIMBERT	FRA	Kawasaki Ninja 400	23.506	28.258	25.699	34.859 +0.084	1'52.322 1'52.406	24	0.084
27	44 T. BRAMICH	AUS	Kawasaki Ninja 400	23.690 +0.450	28.095	25.752	34.860 +0.440	1'52.397 1'53.287	30	0.890
28	25 A. KROH	GER	Yamaha YZF-R3	23.632 +0.162	28.022	25.667	35.110 +0.157	1'52.431 1'52.750	28	0.319
29	27 F. ROVELLI	ITA	Kawasaki Ninja 400	23.505	28.209	25.638 +0.041	35.199	1'52.551 1'52.592	25	0.041
30	72 A. DIAZ	ESP	Yamaha YZF-R3	23.718	28.008	25.619 +0.092	35.232 +0.008	1'52.577 1'52.677	27	0.100
Overall Ideal Time				23.025	27.727	25.014	34.375	1'50.141		

17/10/2020

These data/results cannot be reproduced, stored and/or transmitted in whole or in part by any manner of electronic, mechanical, photocopying, recording, broadcasting or otherwise now known or herein after developed without the previous express consent by the copyright owner, except for reproduction in daily press and regular printed publications on sale to the public within 60 days of the event related to those data/results and always provided that copyright symbol appears together as follows below.

© DORNA WSBK ORGANIZATION Srl 2020





Pirelli Estoril Round, 16 - 18 October 2020

Chronological Analysis Tissot Superpole

Circuito Estoril 4.182 m

1 / 3

1° 22 N. KALININ (1'50.798)								7° 15 A. COPPOLA (1'51.263)							
Lap	Seg.1	Seg.2	Seg.3	Seg.4	Lap Time	km/h	Local Time	Lap	Seg.1	Seg.2	Seg.3	Seg.4	Lap Time	km/h	Local Time
1		29.003	26.149	36.589			12:24'35.408	1		30.234	26.319	36.375			12:23'51.991
2	24.268	28.127	25.774	34.999	1'53.168	195,7	12:26'28.576	2	23.708	28.711	25.581	35.352	1'53.352	195,7	12:25'45.343
3	23.840	28.237	25.437	34.758	1'52.272	192,9	12:28'20.848	3	23.478	28.329	25.474	34.746	1'52.027	197,1	12:27'37.370
4	23.533	28.004	25.237	35.123	1'51.897	200,3	12:30'12.745	4	26.024	28.862	27.017	40.918	2'02.821	206,3	12:29'40.191
5	23.512	28.793	25.578	34.899	1'52.782	197,8	12:32'05.527	5	23.893	28.681	26.065	36.140	1'54.779	202,1	12:31'34.970
6	23.213	27.733	25.225	34.627	1'50.798	200,7	12:33'56.325	6	23.187	27.947	25.421	34.708	1'51.263	204,0	12:33'26.233
7	23.130	28.039	25.248	34.728	1'51.145	204,0	12:35'47.470	7	23.467	28.415	25.655	34.804	1'52.341	207,1	12:35'18.574

2° 8 M. PEREZ (1'50.852)								8° 10 U. ORRADRE (1'51.301)							
Lap	Seg.1	Seg.2	Seg.3	Seg.4	Lap Time	km/h	Local Time	Lap	Seg.1	Seg.2	Seg.3	Seg.4	Lap Time	km/h	Local Time
1		29.923	26.669	51.853			12:24'14.935	1		29.065	26.004	35.599			12:22'47.914
2	23.613	28.688	25.430	34.896	1'52.627	199,9	12:26'07.562	2	23.725	28.080	25.329	35.211	1'52.345C	197,8	12:24'40.259
3	23.181	27.994	25.536	34.516	1'51.227	203,6	12:27'58.789	3	23.494	28.134	25.318	35.186	1'52.132	199,6	12:26'32.391
4	23.759	34.723	28.885	35.694	2'03.061	203,2	12:30'01.850	4	23.214	27.992	25.222	34.873	1'51.301	201,0	12:28'23.692
5	23.328	27.839	25.459	34.694	1'51.320	202,9	12:31'53.170	5	23.169	27.909	25.226	35.035	1'51.339	204,4	12:30'15.031
6	23.208	34.134	26.694	34.890	1'58.926	205,1	12:33'52.096	6	23.383	27.814	25.471	36.461	1'53.129	200,7	12:32'08.160
7	23.191	27.727	25.238	34.696	1'50.852	202,1	12:35'42.948	7	23.230	27.757	25.568	45.678	2'02.233	203,6	12:34'10.393
								8	23.662	27.944	25.373	35.494	1'52.473	195,0	12:36'02.866

3° 88 B. IERACI (1'50.898)								9° 69 T. BOOTH-AMOS (1'51.324)							
Lap	Seg.1	Seg.2	Seg.3	Seg.4	Lap Time	km/h	Local Time	Lap	Seg.1	Seg.2	Seg.3	Seg.4	Lap Time	km/h	Local Time
1		29.619	26.225	35.540			12:23'24.432	1		29.352	26.315	36.421			12:24'36.292
2	23.614	28.382	25.682	35.220	1'52.898	193,9	12:25'17.330	2	23.521	28.058	25.365	35.179	1'52.123	206,7	12:26'28.415
3	23.458	28.371	25.442	35.103	1'52.374	195,3	12:27'09.704	3	23.485	28.200	25.125	34.891	1'51.701	196,0	12:28'20.116
4	23.899	28.741	25.949	43.572	2'02.161P	195,3	12:29'11.865	4	24.720	28.133	25.656	34.850	1'53.359	197,1	12:30'13.475
5	55.047	28.415	25.461	35.283	2'24.206P		12:31'36.071	5	23.132	28.303	25.201	34.835	1'51.471	202,5	12:32'08.946
6	23.152	27.830	25.241	34.675	1'50.898	205,1	12:33'26.969	6	23.198	28.004	25.130	34.738	1'51.070C	198,8	12:33'56.016
7	23.025	28.053	25.380	35.010	1'51.468	205,5	12:35'18.437	7	23.078	28.157	25.014	35.075	1'51.324	199,9	12:35'47.340

4° 83 M. KAWAKAMI (1'50.918)								10° 61 Y. OKAYA (1'51.400)							
Lap	Seg.1	Seg.2	Seg.3	Seg.4	Lap Time	km/h	Local Time	Lap	Seg.1	Seg.2	Seg.3	Seg.4	Lap Time	km/h	Local Time
1		30.005	26.375	46.952			12:24'12.466	1		33.670	27.257	46.558			12:24'11.425
2	23.533	28.101	25.622	35.415	1'52.671	203,6	12:26'05.137	2	24.017	28.589	26.140	34.909	1'53.655	197,8	12:26'05.080
3	23.486	28.161	25.649	35.280	1'52.576C	205,9	12:27'57.713	3	23.783	28.070	25.913	34.924	1'52.690	203,6	12:27'57.770
4	26.873	28.818	30.434	36.310	2'02.435	188,6	12:30'00.148	4	26.045	28.547	31.046	46.491	2'12.129P	197,4	12:30'09.899
5	23.240	28.003	25.180	35.247	1'51.670	203,2	12:31'51.818	5	1'45.871	31.743	25.986	34.517	3'18.117P		12:33'28.016
6	26.411	29.311	27.381	34.840	1'57.943C	204,8	12:33'49.761	6	23.343	27.938	25.538	34.581	1'51.400	211,0	12:35'19.416
7	23.231	27.959	25.331	34.397	1'50.918	205,1	12:35'40.679								

5° 46 S. DI SORA (1'51.043)								11° 43 M. GARCIA (1'51.470)							
Lap	Seg.1	Seg.2	Seg.3	Seg.4	Lap Time	km/h	Local Time	Lap	Seg.1	Seg.2	Seg.3	Seg.4	Lap Time	km/h	Local Time
1		29.538	26.238	36.090			12:23'14.009	1		29.551	26.931	45.998			12:24'09.826
2	23.928	28.200	25.450	35.322	1'52.900	193,9	12:25'06.909	2	24.049	28.384	25.627	35.447	1'53.507	196,7	12:26'03.333
3	24.326	31.538	26.182	44.369	2'06.415CP	194,3	12:27'13.324	3	26.766	28.921	25.508	34.956	1'56.151	197,4	12:27'59.484
4	49.889	28.782	26.565	41.748	2'26.984P		12:29'40.308	4	23.593	28.315	31.610	35.812	1'59.330C	205,9	12:29'58.814
5	23.625	28.122	26.064	39.207	1'57.018	205,9	12:31'37.326	5	23.601	27.924	25.544	35.247	1'52.316	199,2	12:31'51.130
6	23.276	27.939	25.312	34.516	1'51.043	203,6	12:33'28.369	6	26.121	29.036	29.645	35.015	1'59.817	195,7	12:33'50.947
7	23.351	27.896	25.262	34.549	1'51.058	209,4	12:35'19.427	7	23.327	28.060	25.336	34.747	1'51.470	205,9	12:35'42.417

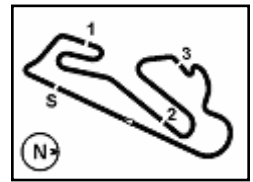
6° 17 K. MEUFFELS (1'51.124)								12° 64 H. DE CANCELLIS (1'51.540)							
Lap	Seg.1	Seg.2	Seg.3	Seg.4	Lap Time	km/h	Local Time	Lap	Seg.1	Seg.2	Seg.3	Seg.4	Lap Time	km/h	Local Time
1		29.708	26.639	36.441			12:23'50.545	1		29.586	26.093	45.926			12:24'13.439
2	23.761	28.267	25.794	35.499	1'53.321	199,6	12:25'43.866	2	23.622	28.260	25.948	34.375	1'52.205	201,8	12:26'05.644
3	23.796	28.476	25.901	35.192	1'53.365	194,6	12:27'37.231	3	23.546	28.103	25.649	34.805	1'52.103	206,3	12:27'57.747
4	25.267	28.911	28.607	40.274	2'03.059	204,0	12:29'40.290	4	24.595	31.305	28.605	42.368	2'06.873	193,6	12:30'04.620
5	23.404	28.562	26.362	36.036	1'54.364C	206,7	12:31'34.654	5	23.444	28.065	25.639	35.021	1'52.169	202,9	12:31'56.789
6	23.169	27.968	25.533	34.454	1'51.124	205,1	12:33'25.778	6	23.234	28.147	25.419	34.740	1'51.540	204,0	12:33'48.329
7	23.257	28.064	25.665	34.972	1'51.958	204,4	12:35'17.736	7	23.358	28.177	25.330	34.839	1'51.704	200,3	12:35'40.033

17/10/2020 P = Pits In/Out - C = Lap Time Cancelled

These data/results cannot be reproduced, stored and/or transmitted in whole or in part by any manner of electronic, mechanical, photocopying, recording, broadcasting or otherwise now known or herein after developed without the previous express consent by the copyright owner, except for reproduction in daily press and regular printed publications on sale to the public within 60 days of the event related to those data/results and always provided that copyright symbol appears together as follows below.

© DORNA WSBK ORGANIZATION Srl 2020





Circuito Estoril 4.182 m

Pirelli Estoril Round, 16 - 18 October 2020

Chronological Analysis Tissot Superpole

2 / 3

13° 87 T. KAWAKAMI (1'51.642)							
Lap	Seg.1	Seg.2	Seg.3	Seg.4	Lap Time	km/h	Local Time
1		29.628	26.076	44.213			12:24'12.161
2	23.596	28.260	25.434	35.366	1'52.656	197,8	12:26'04.817
3	27.556	28.474	25.982	35.513	1'57.525	196,7	12:28'02.342
4	23.102	27.863	25.501	35.176	1'51.642	205,5	12:29'53.984
5	32.272	28.704	25.861	34.962	2'01.799	194,6	12:31'55.783
6	23.360	28.079	25.281	34.926	1'51.646	199,9	12:33'47.429
7	28.975	28.614	29.536	35.322	2'02.447	196,0	12:35'49.876

1						33.534	26.160	36.247			12:23'50.917
2	23.758	28.113	25.856	35.207	1'52.934	204,0	12:25'43.851				
3	23.552	28.595	25.774	35.153	1'53.074	197,4	12:27'36.925				
4	25.405	29.221	26.679	41.540	2'02.845	199,9	12:29'39.770				
5	23.491	28.439	25.568	35.505	1'53.003	204,8	12:31'32.773				
6	23.543	28.323	25.508	35.129	1'52.503C	198,1	12:33'25.276				
7	23.572	28.105	25.385	34.955	1'52.017	196,7	12:35'17.293				

14° 85 K. SABATUCCI (1'51.647)							
Lap	Seg.1	Seg.2	Seg.3	Seg.4	Lap Time	km/h	Local Time
1		40.343	26.325	38.768			12:23'54.138
2	23.480	28.233	25.909	35.478	1'53.100	204,0	12:25'47.238
3	23.611	28.356	26.563	35.837	1'54.367	199,9	12:27'41.605
4	24.455	28.313	26.169	40.013	1'58.950	203,2	12:29'40.555
5	23.611	27.950	26.357	37.740	1'55.658	208,6	12:31'36.213
6	23.291	27.779	25.600	34.977	1'51.647	205,9	12:33'27.860
7	23.614	28.100	25.682	35.350	1'52.746	207,5	12:35'20.606

20° 98 T. BERCOT (1'52.079)							
Lap	Seg.1	Seg.2	Seg.3	Seg.4	Lap Time	km/h	Local Time
1		30.277	26.621	43.730			12:24'06.892
2	27.738	28.738	26.039	35.742	1'58.257	190,9	12:26'05.149
3	23.985	28.284	25.914	35.347	1'53.530	199,2	12:27'58.679
4	23.985	30.685	26.126	35.463	1'56.259	194,3	12:29'54.938
5	31.558	28.572	26.391	35.395	2'01.916	197,8	12:31'56.854
6	23.823	28.065	25.573	35.011	1'52.472	202,1	12:33'49.326
7	23.509	28.085	25.623	34.862	1'52.079	205,1	12:35'41.405

15° 71 T. EDWARDS (1'51.717)							
Lap	Seg.1	Seg.2	Seg.3	Seg.4	Lap Time	km/h	Local Time
1		29.188	25.961	36.706			12:24'35.164
2	23.952	28.559	27.174	35.007	1'54.692	191,6	12:26'29.856
3	23.961	28.546	25.808	35.162	1'53.477	197,8	12:28'23.333
4	23.835	27.997	25.255	34.630	1'51.717	193,6	12:30'15.050
5	23.751	27.895	25.216	34.888	1'51.750	196,4	12:32'06.800
6	23.446	27.979	26.759	45.750	2'03.934	198,1	12:34'10.734
7	23.670	28.061	25.160	35.255	1'52.146	192,6	12:36'02.880

21° 54 B. SOFUOGLU (1'52.093)							
Lap	Seg.1	Seg.2	Seg.3	Seg.4	Lap Time	km/h	Local Time
1		33.325	39.265	41.803			12:23'55.510
2	24.221	28.849	38.102	44.889	2'16.061	193,3	12:26'11.571
3	23.812	28.446	25.501	35.465	1'53.224	193,3	12:28'04.795
4	23.594	28.201	25.640	35.462	1'52.897	194,3	12:29'57.692
5	23.753	28.659	29.662	35.152	1'57.226	191,6	12:31'54.918
6	23.564	28.329	25.553	35.156	1'52.602	195,7	12:33'47.520
7	23.223	28.257	25.564	35.049	1'52.093	200,3	12:35'39.613

16° 99 A. HUERTAS (1'51.765)							
Lap	Seg.1	Seg.2	Seg.3	Seg.4	Lap Time	km/h	Local Time
1		29.900	27.063	50.427			12:24'15.380
2	23.770	28.246	25.748	35.440	1'53.204	199,9	12:26'08.584
3	23.808	28.255	25.892	35.607	1'53.562	198,8	12:28'02.146
4	24.420	27.982	29.289	40.459	2'02.150C	198,1	12:30'04.296
5	23.665	28.053	25.595	35.165	1'52.478	197,1	12:31'56.774
6	23.426	28.017	25.608	35.119	1'52.170	204,8	12:33'48.944
7	23.344	27.932	25.400	35.089	1'51.765	202,5	12:35'40.709

22° 73 J. PEREZ GONZALEZ (1'52.123)							
Lap	Seg.1	Seg.2	Seg.3	Seg.4	Lap Time	km/h	Local Time
1		29.600	26.648	49.594			12:24'12.920
2	23.917	28.402	25.627	34.946	1'52.892	199,6	12:26'05.812
3	23.511	28.197	25.930	35.283	1'52.921	208,6	12:27'58.733
4	23.969	31.591	30.212	36.021	2'01.793	201,0	12:30'00.526
5	23.379	28.193	25.485	35.066	1'52.123	202,9	12:31'52.649
6	23.478	28.204	25.598	35.278	1'52.558	198,5	12:33'45.207
7	23.758	28.582	25.524	35.443	1'53.307	192,6	12:35'38.514

17° 53 P. SVOBODA (1'51.813)							
Lap	Seg.1	Seg.2	Seg.3	Seg.4	Lap Time	km/h	Local Time
1		29.566	26.508	35.608			12:23'26.196
2	24.140	28.518	25.764	35.251	1'53.673	201,0	12:25'19.869
3	23.688	28.585	25.890	35.422	1'53.585	198,8	12:27'13.454
4	23.886	28.642	28.164	46.692	2'07.384P	192,6	12:29'20.838
5	45.106	28.292	25.738	35.237	2'14.373P		12:31'35.211
6	23.432	28.202	25.421	35.237	1'52.292	208,2	12:33'27.503
7	23.405	28.135	25.348	34.925	1'51.813	201,8	12:35'19.316

23° 19 V. RODRIGUEZ NUNEZ (1'52.300)							
Lap	Seg.1	Seg.2	Seg.3	Seg.4	Lap Time	km/h	Local Time
1		40.220	26.204	37.677			12:23'53.966
2	23.805	28.116	26.042	35.244	1'53.207	196,4	12:25'47.173
3	23.777	28.242	25.720	36.436	1'54.175	196,0	12:27'41.348
4	24.947	28.250	26.237	40.114	1'59.548	199,2	12:29'40.896
5	23.421	27.900	25.967	35.012	1'52.300	205,9	12:31'33.196
6	23.733	28.163	25.587	35.013	1'52.496	201,0	12:33'25.692
7	23.481	28.038	25.794	35.014	1'52.327	201,0	12:35'18.019

18° 95 S. DEROUÉ (1'51.835)							
Lap	Seg.1	Seg.2	Seg.3	Seg.4	Lap Time	km/h	Local Time
1		29.043	26.384	36.511			12:24'36.184
2	23.855	28.195	25.688	34.876	1'52.614	202,9	12:26'28.798
3	23.453	28.272	25.364	35.027	1'52.116	204,8	12:28'20.914
4	23.322	28.169	25.536	34.808	1'51.835	202,1	12:30'12.749
5	23.396	28.145	27.004	36.387	1'54.932	201,0	12:32'07.681
6	23.293	28.047	25.506	44.916	2'01.762	204,0	12:34'09.443
7	23.713	28.182	25.562	36.089	1'53.546	193,9	12:36'02.989

24° 7 J. GIMBERT (1'52.406)							
Lap	Seg.1	Seg.2	Seg.3	Seg.4	Lap Time	km/h	Local Time
1		34.765	26.449	50.452			12:24'12.922
2	23.798	28.459	26.321	35.374	1'53.952	199,6	12:26'06.874
3	23.743	28.449	25.827	34.859	1'52.878	201,4	12:27'59.752
4	23.596	28.476	30.586	37.606	2'00.264	207,8	12:30'00.016
5	23.772	28.264	25.885	35.273	1'53.194	197,4	12:31'53.210
6	23.598	28.578	26.380	38.793	1'57.349	205,9	12:33'50.559
7	23.506	28.258	25.699	34.943	1'52.406	203,2	12:35'42.965

19° 6 J. BUIS (1'52.017)							
Lap	Seg.1	Seg.2	Seg.3	Seg.4	Lap Time	km/h	Local Time
1							12:22'48.203
2	47.460		35.798	26.220	48.398		12:22'48.203
3			35.081	35.824	35.753	2'34.118P	12:25'22.321

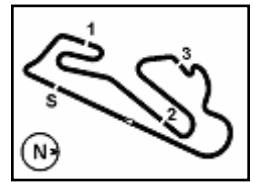
25° 27 F. ROVELLI (1'52.592)							
Lap	Seg.1	Seg.2	Seg.3	Seg.4	Lap Time	km/h	Local Time
1							12:22'48.203
2	47.460		35.798	26.220	48.398		12:22'48.203
3			35.081	35.824	35.753	2'34.118P	12:25'22.321

17/10/2020 P = Pits In/Out - C = Lap Time Cancelled

These data/results cannot be reproduced, stored and/or transmitted in whole or in part by any manner of electronic, mechanical, photocopying, recording, broadcasting or otherwise now known or herein after developed without the previous express consent by the copyright owner, except for reproduction in daily press and regular printed publications on sale to the public within 60 days of the event related to those data/results and always provided that copyright symbol appears together as follows below.

© DORNA WSBK ORGANIZATION Srl 2020





Pirelli Estoril Round, 16 - 18 October 2020

Chronological Analysis Tissot Superpole

3	23.693	28.510	25.638	35.582	1'53.423	195,0	12:27'15.744
4	25.423	32.333	28.256	45.976	2'11.988P	193,6	12:29'27.732
5	52.786	29.693	30.861	35.596	2'28.936P		12:31'56.668
6	23.765	28.410	25.737	35.249	1'53.161	199,9	12:33'49.829
7	23.505	28.209	25.679	35.199	1'52.592	200,7	12:35'42.421

26° 26 M. GENNAI (1'52.597)							
Lap	Seg.1	Seg.2	Seg.3	Seg.4	Lap Time	km/h	Local Time
1		29.135	26.275	35.684			12:23'25.946
2	24.244	28.459	25.715	35.322	1'53.740	191,6	12:25'19.686
3	24.000	29.490			2'17.202	192,6	12:27'36.888
4	26.691	28.632	27.858	39.339	2'02.520	191,9	12:29'39.408
5	24.337	28.279	25.865	34.993	1'53.474	192,6	12:31'32.882
6	23.917	28.313	25.776	34.844	1'52.850	196,4	12:33'25.732
7	23.759	27.771	26.093	34.974	1'52.597	199,6	12:35'18.329

27° 72 A. DIAZ (1'52.677)							
Lap	Seg.1	Seg.2	Seg.3	Seg.4	Lap Time	km/h	Local Time
1		30.533	38.733	39.006			12:23'49.186
2	30.010	28.839	26.177	35.965	2'00.991	188,6	12:25'50.177
3	24.190	28.653	26.125	35.670	1'54.638	193,3	12:27'44.815
4	24.093	28.414	25.904	35.934	1'54.345	193,6	12:29'39.160
5	24.037	28.609	25.826	35.281	1'53.753	191,6	12:31'32.913
6	23.729	28.272	25.619	35.232	1'52.852	196,7	12:33'25.765
7	23.718	28.008	25.711	35.240	1'52.677	204,0	12:35'18.442

28° 25 A. KROH (1'52.750)							
Lap	Seg.1	Seg.2	Seg.3	Seg.4	Lap Time	km/h	Local Time
1		29.890	26.536	37.032			12:23'53.075
2	24.109	28.586	26.350	35.416	1'54.461	196,7	12:25'47.536
3	23.632	28.276	25.879	35.853	1'53.640	201,4	12:27'41.176
4	25.663	28.194	26.278	40.073	2'00.208	194,3	12:29'41.384
5	23.815	28.084	25.856	35.732	1'53.487	205,1	12:31'34.871
6	24.105	28.053	25.758	35.110	1'53.026	203,2	12:33'27.897
7	23.794	28.022	25.667	35.267	1'52.750	206,3	12:35'20.647

29° 2 A. CARRION (1'52.777)							
Lap	Seg.1	Seg.2	Seg.3	Seg.4	Lap Time	km/h	Local Time
1		29.555	27.112	44.021			12:24'08.266
2	23.879	28.605	25.847	35.627	1'53.958	195,7	12:26'02.224
3	25.263	29.182	26.490	34.665	1'55.600	195,0	12:27'57.824
4	23.476	28.166	25.655	35.480	1'52.777	200,3	12:29'50.601
5	25.693	29.911	28.670	36.913	2'01.187	193,3	12:31'51.788
6	23.568	28.361	26.960	35.679	1'54.568	202,5	12:33'46.356
7	23.607	28.079	25.954	35.153	1'52.793	195,0	12:35'39.149

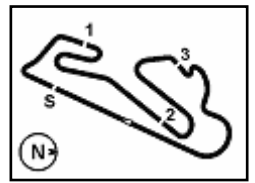
30° 44 T. BRAMICH (1'53.287)							
Lap	Seg.1	Seg.2	Seg.3	Seg.4	Lap Time	km/h	Local Time
1		29.498	26.638	36.115			12:24'35.406
2	24.230	28.562	26.235	35.465	1'54.492	196,0	12:26'29.898
3	23.758	28.641	26.298	34.860	1'53.557	198,8	12:28'23.455
4	24.140	28.095	25.752	35.300	1'53.287	189,9	12:30'16.742
5	23.690	28.340	26.049	41.916	1'59.995P	200,3	12:32'16.737
6	47.593	30.821	35.459	36.832	2'30.705P		12:34'47.442

17/10/2020 P = Pits In/Out - C = Lap Time Cancelled

These data/results cannot be reproduced, stored and/or transmitted in whole or in part by any manner of electronic, mechanical, photocopying, recording, broadcasting or otherwise now known or herein after developed without the previous express consent by the copyright owner, except for reproduction in daily press and regular printed publications on sale to the public within 60 days of the event related to those data/results and always provided that copyright symbol appears together as follows below.

© DORNA WSBK ORGANIZATION Srl 2020





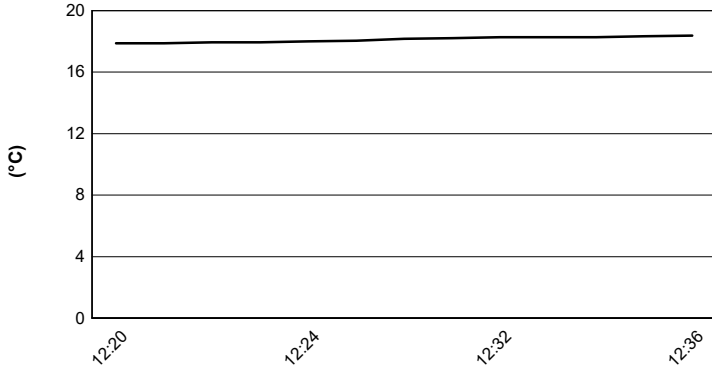
Circuito Estoril 4.182 m

Pirelli Estoril Round, 16 - 18 October 2020

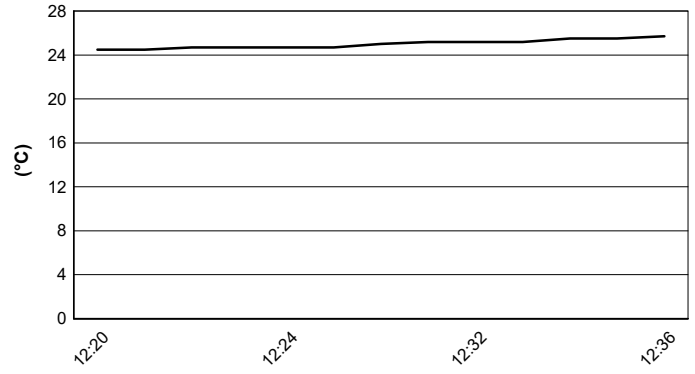
Weather Report Tissot Superpole

Session started 12:20 - Session ended 12:37


Air Temperature



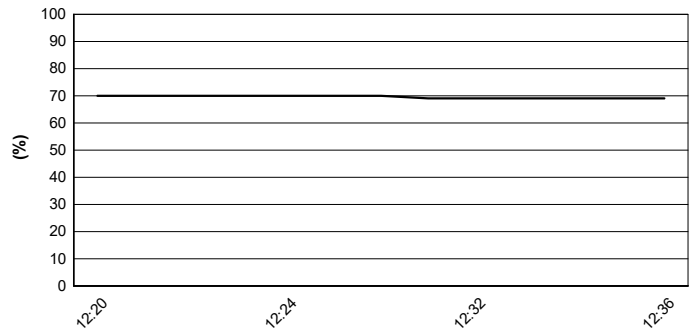
Track Temperature



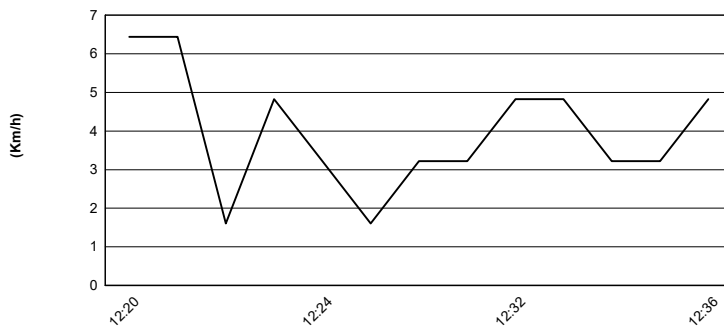
Air Pressure



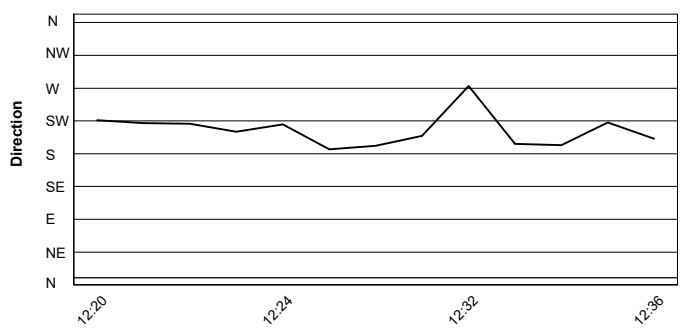
Humidity



Wind Speed



Wind Direction



17/10/2020

These data/results cannot be reproduced, stored and/or transmitted in whole or in part by any manner of electronic, mechanical, photocopying, recording, broadcasting or otherwise now known or herein after developed without the previous express consent by the copyright owner, except for reproduction in daily press and regular printed publications on sale to the public within 60 days of the event related to those data/results and always provided that copyright symbol appears together as follows below.

© DORNA WSBK ORGANIZATION Srl 2020



Official Fuel Supplier

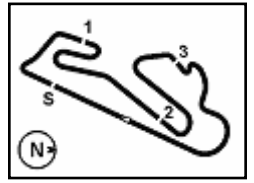


FICR PERUGIA TIMING

Official Tyre Supplier



Official Timekeeper



Pirelli Estoril Round, 16 - 18 October 2020
Tissot Superpole Ranking

Circuito Estoril 4.182 m

	2017	2018	2019	2020
01 Jerez	Garcia (Esp) Yam 1'54.947 (138,5 Km/h)		Steeman (Ned) Ktm 1'52.199 (141,9 Km/h)	Kawakami (Bra) Yam 1'52.265 (141,8 Km/h)
02 Portimão	Coppola (Ita) Yam 2'00.128 (137,6 Km/h)	Edwards (Aus) Kaw 1'56.877 (141,4 Km/h)	Gonzalez (Esp) Kaw 1'55.345 (143,3 Km/h)	Okaya (Jpn) Kaw 1'56.406 (142,0 Km/h)
03 Aragón 1	Deroue (Ned) Kaw 2'12.712 (137,7 Km/h)	Perez (Esp) Kaw 2'07.938 (142,9 Km/h)	Gonzalez (Esp) Kaw 2'06.938 (144,0 Km/h)	Buis (Ned) Kaw 2'06.450 (144,5 Km/h)
04 Aragón 2				Sofuoglu (Tur) Yam 2'05.739 (145,4 Km/h)
05 Barcelona				Booth-Amos (Gbr) Kaw 1'56.227 (143,3 Km/h)
06 Magny-Cours	Muel (Fra) Yam 2'16.866 (116,0 Km/h)	Deroue (Ned) Kaw 1'54.034 (139,3 Km/h)	Deroue (Ned) Kaw 2'01.155 (131,1 Km/h)	Booth-Amos (Gbr) Kaw 2'05.312 (126,7 Km/h)
07 Estoril				Kalinin (Ukr) Kaw 1'50.798 (135,9 Km/h)

2020

- 2 T. Booth-Amos
- 1 M. Kawakami
- 1 Y. Okaya
- 1 J. Buis
- 1 B. Sofuoglu
- 1 **N. Kalinin**

ALL TIMES

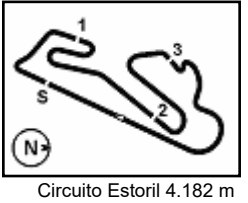
- 5 M. Perez
- 3 A. Carrasco
- 3 A. Coppola
- 3 S. Deroue
- 3 M. Gonzalez
- 3 G. Hendra Pratama
- 2 T. Booth-Amos
- 1 J. Buis
- 1 T. Edwards
- 1 M. Garcia
- 1 **N. Kalinin**
- 1 T. Kawakami
- 1 M. Kawakami
- 1 A. Muel
- 1 Y. Okaya
- 1 B. Sanchez
- 1 B. Sofuoglu
- 1 V. Steeman

17/10/2020

These data/results cannot be reproduced, stored and/or transmitted in whole or in part by any manner of electronic, mechanical, photocopying, recording, broadcasting or otherwise now known or herein after developed without the previous express consent by the copyright owner, except for reproduction in daily press and regular printed publications on sale to the public within 60 days of the event related to those data/results and always provided that copyright symbol appears together as follows below.

© DORNA WSBK ORGANIZATION Srl 2020





Pirelli Estoril Round, 16 - 18 October 2020
Tissot Superpole Award

	Points	Points From First	Points From Previous	August 2 JEREZ	August 9 PORTIMÃO	August 30 ARAGON	September 6 TERUEL	September 20 BARCELONA	October 4 MAGNY-COURS	October 18 ESTORIL								
25 SALAC Filip (CZE)	1	28	0				1											
26 BERCOT Tom (FRA)	1	28	0			1												
27 KONIG Oliver (CZE)	1	28	0		1													

17/10/2020 Odd points columns: Tissot Superpole Even points columns: Tissot Superpole Race
 These data/results cannot be reproduced, stored and/or transmitted in whole or in part by any manner of electronic, mechanical, photocopying, recording, broadcasting or otherwise now known or herein after developed without the previous express consent by the copyright owner, except for reproduction in daily press and regular printed publications on sale to the public within 60 days of the event related to those data/results and always provided that copyright symbol appears together as follows below.
 © DORNA WSBK ORGANIZATION Srl 2020

