

## Pirelli Estoril Round, 16 - 18 October 2020

### Results Warm Up

Circuito Estoril 4.182 m

1 / 2

No.	Rider	Nat	Team	Bike	Class	Time	Gap	Rel.	Laps	Speed	
										Avg	Max
1	8 M. PEREZ	ESP	Prodina Ircos Team WorldSSP300	Kawasaki Ninja 400	A	<b>1'50.961</b>			7	135,680	<b>214,7</b>
2	88 B. IERACI	ITA	Kawasaki GP Project	Kawasaki Ninja 400	A	<b>1'51.003</b>	0.042	0.042	7	135,629	<b>211,4</b>
3	54 B. SOFUOGLU	TUR	Biblion Motoxrcing Yamaha WorldSSP300	Yamaha YZF-R3	B	<b>1'51.074</b>	0.113	0.071	7	135,542	<b>204,8</b>
4	69 T. BOOTH-AMOS	GBR	RT Motorsports by SKM - Kawasaki	Kawasaki Ninja 400	B	<b>1'51.077</b>	0.116	0.003	7	135,538	<b>207,5</b>
5	83 M. KAWAKAMI	BRA	Team Brasil AD 78	Yamaha YZF-R3	B	<b>1'51.172</b>	0.211	0.095	7	135,423	<b>210,6</b>
6	10 U. ORRADRE	ESP	Yamaha MS Racing	Yamaha YZF-R3	A	<b>1'51.267</b>	0.306	0.095	7	135,307	<b>211,8</b>
7	87 T. KAWAKAMI	BRA	Yamaha MS Racing	Yamaha YZF-R3	B	<b>1'51.442</b>	0.481	0.175	7	135,094	<b>211,8</b>
8	71 T. EDWARDS	AUS	Kawasaki ParkinGO Team	Kawasaki Ninja 400	B	<b>1'51.533</b>	0.572	0.091	7	134,984	<b>199,9</b>
9	46 S. DI SORA	FRA	Leader Team Flembbo	Kawasaki Ninja 400	A	<b>1'51.536</b>	0.575	0.003	7	134,981	<b>209,0</b>
10	25 A. KROH	GER	Yamaha MS Racing	Yamaha YZF-R3	A	<b>1'51.599</b>	0.638	0.063	7	134,904	<b>211,8</b>
11	43 M. GARCIA	ESP	2R Racing	Kawasaki Ninja 400	A	<b>1'51.608</b>	0.647	0.009	7	134,894	<b>206,7</b>
12	61 Y. OKAYA	JPN	MTM Kawasaki MOTOPOST	Kawasaki Ninja 400	B	<b>1'51.693</b>	0.732	0.085	7	134,791	<b>212,3</b>
13	99 A. HUERTAS	ESP	ProGP Racing	Yamaha YZF-R3	B	<b>1'51.732</b>	0.771	0.039	7	134,744	<b>204,0</b>
14	26 M. GENNAI	ITA	Team BrCorse	Yamaha YZF-R3	A	<b>1'51.820</b>	0.859	0.088	7	134,638	<b>212,3</b>
15	17 K. MEUFFELS	NED	MTM Kawasaki MOTOPOST	Kawasaki Ninja 400	A	<b>1'51.953</b>	0.992	0.133	7	134,478	<b>211,4</b>
16	53 P. SVOBODA	CZE	WRP Wepol Racing	Yamaha YZF-R3	B	<b>1'51.989</b>	1.028	0.036	7	134,435	<b>214,7</b>
17	2 A. CARRION	ESP	ACCR Smrz Racing by Blue Garage	Kawasaki Ninja 400	A	<b>1'52.092</b>	1.131	0.103	7	134,311	<b>213,1</b>
18	33 O. NUNEZ ROLDAN	ESP	Scuderia Maranga Racing	Kawasaki Ninja 400	B	<b>1'52.125</b>	1.164	0.033	7	134,272	<b>213,5</b>
19	19 V. RODRIGUEZ NUNEZ	ESP	EAB Ten Kate Racing	Yamaha YZF-R3	A	<b>1'52.156</b>	1.195	0.031	7	134,234	<b>213,9</b>
20	95 S. DEROUÉ	NED	MTM Kawasaki MOTOPOST	Kawasaki Ninja 400	B	<b>1'52.239</b>	1.278	0.083	6	134,135	<b>207,8</b>
21	6 J. BUIS	NED	MTM Kawasaki MOTOPOST	Kawasaki Ninja 400	A	<b>1'52.274</b>	1.313	0.035	7	134,093	<b>213,9</b>
22	85 K. SABATUCCI	ITA	Kawasaki GP Project	Kawasaki Ninja 400	B	<b>1'52.317</b>	1.356	0.043	7	134,042	<b>212,3</b>
23	7 J. GIMBERT	FRA	GP Project	Kawasaki Ninja 400	A	<b>1'52.443</b>	1.482	0.126	7	133,892	<b>209,4</b>
24	22 N. KALININ	UKR	Battley-RT Motorsports by SKM-Kawasaki	Kawasaki Ninja 400	A	<b>1'52.464</b>	1.503	0.021	4	133,867	<b>202,9</b>
25	44 T. BRAMICH	AUS	Carl Cox-RT Motorsports by SKM-Kawasaki	Kawasaki Ninja 400	A	<b>1'52.526</b>	1.565	0.062	6	133,793	<b>209,4</b>
26	48 T. BRIANTI	ITA	Prodina Ircos Team WorldSSP300	Kawasaki Ninja 400	B	<b>1'52.557</b>	1.596	0.031	7	133,756	
27	98 T. BERCOT	FRA	ProGP Racing	Yamaha YZF-R3	B	<b>1'52.610</b>	1.649	0.053	7	133,693	<b>203,6</b>
28	73 J. PEREZ GONZALEZ	ESP	Machado Came SBK	Yamaha YZF-R3	B	<b>1'52.628</b>	1.667	0.018	2	133,672	<b>211,4</b>
29	27 F. ROVELLI	ITA	Kawasaki ParkinGO Team	Kawasaki Ninja 400	A	<b>1'52.719</b>	1.758	0.091	6	133,564	<b>208,2</b>
30	15 A. COPPOLA	ITA	Kawasaki GP Project	Kawasaki Ninja 400	B	<b>1'53.133</b>	2.172	0.414	3	133,075	<b>213,5</b>
31	72 A. DIAZ	ESP	Biblion Motoxrcing Yamaha WorldSSP300	Yamaha YZF-R3	A	<b>1'53.304</b>	2.343	0.171	7	132,874	<b>202,9</b>
32	24 D. BLIN	POL	Biblion Motoxrcing Yamaha WorldSSP300	Yamaha YZF-R3	A	<b>1'53.468</b>	2.507	0.164	7	132,682	<b>204,8</b>
33	3 M. GAGGI	ITA	Machado Came SBK	Yamaha YZF-R3	A	<b>1'53.765</b>	2.804	0.297	7	132,336	<b>209,0</b>
34	59 A. ZANCA	ITA	GP Project	Kawasaki Ninja 400	B	<b>1'55.019</b>	4.058	1.254	7	130,893	<b>209,4</b>
----- Out 107% in this Session -----											
35	23 S. MARKARIAN	FRA	Yamaha MS Racing	Yamaha YZF-R3	B				0		<b>204,4</b>

Qualifying Lap Time (107% of 1'50.961): 1'58.729

AIR	Humidity:	90%	Temp:	14°C
TRACK	Condition:	Dry	Temp:	16°C

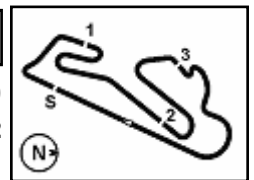
Records	Pole (SP)	2020 N.Kalinin	1'50.798	135,880	Km/h
	Race (RC1)	2020 K.Meuffels	1'50.496	136,250	Km/h
	All Times (RC1)	2020 K.Meuffels	1'50.496	136,250	Km/h

Start 18/10/2020 09:25 End 09:43 The results are provisional until the end of the time limit for protests and appeals and the completion of the technical checks.

These data/results cannot be reproduced, stored and/or transmitted in whole or in part by any manner of electronic, mechanical, photocopying, recording, broadcasting or otherwise now known or herein after developed without the previous express consent by the copyright owner, except for reproduction in daily press and regular printed publications on sale to the public within 60 days of the event related to those data/results and always provided that copyright symbol appears together as follows below.

© DORNA WSBK ORGANIZATION Srl 2020





## Pirelli Estoril Round, 16 - 18 October 2020

### Results Warm Up

#### Session Highlights

Local Time	No. Rider	Description
09.25.00		Start
09.29.38	23 S. MARKARIAN	Crashed - Turn 10
09.29.56	48 T. BRIANTI	Check Transponder
09.32.29	73 J. PEREZ GONZALEZ	Crashed - Turn 3
09.43.13		End Of Session

#### Fastest Laps Sequence

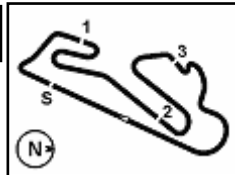
No.	Rider	Nat	Team	Bike	Local Time	Time	Gap	Avg
46	S. DI SORA	FRA	Leader Team Flembbo	Kawasaki Ninja 400	09:29'26.403	<b>1'53.148</b>		133,058
88	B. IERACI	ITA	Kawasaki GP Project	Kawasaki Ninja 400	09:29'35.680	<b>1'52.819</b>	-0.329	133,446
17	K. MEUFFELS	NED	MTM Kawasaki MOTOPOST	Kawasaki Ninja 400	09:29'36.335	<b>1'51.953</b>	-0.866	134,478
69	T. BOOTH-AMOS	GBR	RT Motorsports by SKM - Kawasaki	Kawasaki Ninja 400	09:30'01.067	<b>1'51.932</b>	-0.021	134,503
83	M. KAWAKAMI	BRA	Team Brasil AD 78	Yamaha YZF-R3	09:31'35.789	<b>1'51.568</b>	-0.364	134,942
8	M. PEREZ	ESP	Prodina Ircos Team WorldSSP300	Kawasaki Ninja 400	09:31'36.785	<b>1'51.502</b>	-0.066	135,022
88	B. IERACI	ITA	Kawasaki GP Project	Kawasaki Ninja 400	09:35'20.038	<b>1'51.003</b>	-0.499	135,629
8	M. PEREZ	ESP	Prodina Ircos Team WorldSSP300	Kawasaki Ninja 400	09:39'07.601	<b>1'50.961</b>	-0.042	135,680

18/10/2020      Start      End      The results are provisional until the end of the time limit for protests and appeals  
09:25      09:43      and the completion of the technical checks.

These data/results cannot be reproduced, stored and/or transmitted in whole or in part by any manner of electronic, mechanical, photocopying, recording, broadcasting or otherwise now known or herein after developed without the previous express consent by the copyright owner, except for reproduction in daily press and regular printed publications on sale to the public within 60 days of the event related to those data/results and always provided that copyright symbol appears together as follows below.

© DORNA WSBK ORGANIZATION Srl 2020





## Pirelli Estoril Round, 16 - 18 October 2020

### Best Sectors & Speed Warm Up

Circuito Estoril 4.182 m

#### BEST LAP

1	8 M. PEREZ	Kawasaki Ninja 400	1'50.961
2	88 B. IERACI	Kawasaki Ninja 400	1'51.003
3	54 B. SOFUOGLU	Yamaha YZF-R3	1'51.074
4	69 T. BOOTH-AMOS	Kawasaki Ninja 400	1'51.077
5	83 M. KAWAKAMI	Yamaha YZF-R3	1'51.172
6	10 U. ORRADRE	Yamaha YZF-R3	1'51.267
7	87 T. KAWAKAMI	Yamaha YZF-R3	1'51.442
8	71 T. EDWARDS	Kawasaki Ninja 400	1'51.533
9	46 S. DI SORA	Kawasaki Ninja 400	1'51.536
10	25 A. KROH	Yamaha YZF-R3	1'51.599
11	43 M. GARCIA	Kawasaki Ninja 400	1'51.608
12	61 Y. OKAYA	Kawasaki Ninja 400	1'51.693
13	99 A. HUERTAS	Yamaha YZF-R3	1'51.732
14	26 M. GENNAI	Yamaha YZF-R3	1'51.820
15	17 K. MEUFFELS	Kawasaki Ninja 400	1'51.953
16	53 P. SVOBODA	Yamaha YZF-R3	1'51.989
17	2 A. CARRION	Kawasaki Ninja 400	1'52.092
18	33 O. NUNEZ ROLDAN	Kawasaki Ninja 400	1'52.125
19	19 V. RODRIGUEZ NUNEZ	Yamaha YZF-R3	1'52.156
20	95 S. DEROUE	Kawasaki Ninja 400	1'52.239
21	6 J. BUIS	Kawasaki Ninja 400	1'52.274
22	85 K. SABATUCCI	Kawasaki Ninja 400	1'52.317
23	7 J. GIMBERT	Kawasaki Ninja 400	1'52.443
24	22 N. KALININ	Kawasaki Ninja 400	1'52.464
25	44 T. BRAMICH	Kawasaki Ninja 400	1'52.526
26	48 T. BRIANTI	Kawasaki Ninja 400	1'52.557
27	98 T. BERCOT	Yamaha YZF-R3	1'52.610
28	73 J. PEREZ GONZALEZ	Yamaha YZF-R3	1'52.628
29	27 F. ROVELLI	Kawasaki Ninja 400	1'52.719
30	15 A. COPPOLA	Kawasaki Ninja 400	1'53.133
31	72 A. DIAZ	Yamaha YZF-R3	1'53.304
32	24 D. BLIN	Yamaha YZF-R3	1'53.468
33	3 M. GAGGI	Yamaha YZF-R3	1'53.765
34	59 A. ZANCA	Kawasaki Ninja 400	1'55.019
35	23 S. MARKARIAN	Yamaha YZF-R3	

#### SPEED

1	8 M. PEREZ	Kawasaki Ninja 400	214,7
2	53 P. SVOBODA	Yamaha YZF-R3	214,7
3	19 V. RODRIGUEZ NUNEZ	Yamaha YZF-R3	213,9
4	6 J. BUIS	Kawasaki Ninja 400	213,9
5	15 A. COPPOLA	Kawasaki Ninja 400	213,5
6	33 O. NUNEZ ROLDAN	Kawasaki Ninja 400	213,5
7	2 A. CARRION	Kawasaki Ninja 400	213,1
8	85 K. SABATUCCI	Kawasaki Ninja 400	212,3
9	61 Y. OKAYA	Kawasaki Ninja 400	212,3
10	26 M. GENNAI	Yamaha YZF-R3	212,3
11	10 U. ORRADRE	Yamaha YZF-R3	211,8
12	25 A. KROH	Yamaha YZF-R3	211,8
13	87 T. KAWAKAMI	Yamaha YZF-R3	211,8
14	73 J. PEREZ GONZALEZ	Yamaha YZF-R3	211,4
15	88 B. IERACI	Kawasaki Ninja 400	211,4
16	17 K. MEUFFELS	Kawasaki Ninja 400	211,4
17	83 M. KAWAKAMI	Yamaha YZF-R3	210,6
18	59 A. ZANCA	Kawasaki Ninja 400	209,4
19	44 T. BRAMICH	Kawasaki Ninja 400	209,4
20	7 J. GIMBERT	Kawasaki Ninja 400	209,4
21	46 S. DI SORA	Kawasaki Ninja 400	209,0
22	3 M. GAGGI	Yamaha YZF-R3	209,0
23	27 F. ROVELLI	Kawasaki Ninja 400	208,2
24	95 S. DEROUE	Kawasaki Ninja 400	207,8
25	69 T. BOOTH-AMOS	Kawasaki Ninja 400	207,5
26	43 M. GARCIA	Kawasaki Ninja 400	206,7
27	54 B. SOFUOGLU	Yamaha YZF-R3	204,8
28	24 D. BLIN	Yamaha YZF-R3	204,8
29	23 S. MARKARIAN	Yamaha YZF-R3	204,4
30	99 A. HUERTAS	Yamaha YZF-R3	204,0
31	98 T. BERCOT	Yamaha YZF-R3	203,6
32	72 A. DIAZ	Yamaha YZF-R3	202,9
33	22 N. KALININ	Kawasaki Ninja 400	202,9
34	71 T. EDWARDS	Kawasaki Ninja 400	199,9

#### SEG. 1

1	88 B. IERACI	22.926
2	73 J. PEREZ GONZALEZ	22.986
3	10 U. ORRADRE	23.032
4	8 M. PEREZ	23.041
5	54 B. SOFUOGLU	23.078
6	87 T. KAWAKAMI	23.105
7	83 M. KAWAKAMI	23.109
8	69 T. BOOTH-AMOS	23.158
9	25 A. KROH	23.176
10	2 A. CARRION	23.185
11	53 P. SVOBODA	23.196
12	43 M. GARCIA	23.260
13	19 V. RODRIGUEZ NUNEZ	23.271
14	46 S. DI SORA	23.285
15	26 M. GENNAI	23.285
16	61 Y. OKAYA	23.293
17	7 J. GIMBERT	23.303
18	95 S. DEROUE	23.313
19	85 K. SABATUCCI	23.329
20	33 O. NUNEZ ROLDAN	23.365
21	6 J. BUIS	23.366
22	27 F. ROVELLI	23.397
23	99 A. HUERTAS	23.409
24	17 K. MEUFFELS	23.413
25	44 T. BRAMICH	23.435
26	71 T. EDWARDS	23.443
27	22 N. KALININ	23.474
28	24 D. BLIN	23.511
29	15 A. COPPOLA	23.615
30	98 T. BERCOT	23.649
31	72 A. DIAZ	23.664
32	3 M. GAGGI	23.676
33	23 S. MARKARIAN	23.798
34	59 A. ZANCA	23.983

#### SEG. 2

1	10 U. ORRADRE	27.646
2	83 M. KAWAKAMI	27.705
3	8 M. PEREZ	27.833
4	46 S. DI SORA	27.884
5	88 B. IERACI	27.891
6	26 M. GENNAI	27.898
7	25 A. KROH	27.904
8	61 Y. OKAYA	27.905
9	99 A. HUERTAS	27.918
10	87 T. KAWAKAMI	27.987
11	53 P. SVOBODA	27.989
12	54 B. SOFUOGLU	28.020
13	17 K. MEUFFELS	28.030
14	73 J. PEREZ GONZALEZ	28.044
15	98 T. BERCOT	28.070
16	6 J. BUIS	28.089
17	2 A. CARRION	28.126
18	44 T. BRAMICH	28.152
19	19 V. RODRIGUEZ NUNEZ	28.189
20	85 K. SABATUCCI	28.203
21	95 S. DEROUE	28.204
22	33 O. NUNEZ ROLDAN	28.212
23	71 T. EDWARDS	28.227
24	69 T. BOOTH-AMOS	28.235
25	43 M. GARCIA	28.240
26	7 J. GIMBERT	28.322
27	22 N. KALININ	28.359
28	3 M. GAGGI	28.397
29	24 D. BLIN	28.408
30	23 S. MARKARIAN	28.479
31	15 A. COPPOLA	28.498
32	72 A. DIAZ	28.535
33	27 F. ROVELLI	28.595
34	59 A. ZANCA	28.812

#### SEG. 3

1	69 T. BOOTH-AMOS	25.019
2	71 T. EDWARDS	25.036
3	83 M. KAWAKAMI	25.082
4	54 B. SOFUOGLU	25.113
5	43 M. GARCIA	25.122
6	88 B. IERACI	25.208
7	46 S. DI SORA	25.273
8	87 T. KAWAKAMI	25.283
9	8 M. PEREZ	25.306
10	17 K. MEUFFELS	25.358
11	99 A. HUERTAS	25.358
12	27 F. ROVELLI	25.381
13	95 S. DEROUE	25.389
14	10 U. ORRADRE	25.393
15	19 V. RODRIGUEZ NUNEZ	25.398
16	25 A. KROH	25.459
17	33 O. NUNEZ ROLDAN	25.467
18	53 P. SVOBODA	25.469
19	98 T. BERCOT	25.488
20	22 N. KALININ	25.496
21	85 K. SABATUCCI	25.519
22	73 J. PEREZ GONZALEZ	25.540
23	26 M. GENNAI	25.566
24	24 D. BLIN	25.573
25	6 J. BUIS	25.582
26	72 A. DIAZ	25.583
27	7 J. GIMBERT	25.596
28	2 A. CARRION	25.606
29	61 Y. OKAYA	25.631
30	15 A. COPPOLA	25.673
31	23 S. MARKARIAN	25.749
32	3 M. GAGGI	25.833
33	44 T. BRAMICH	25.835
34	59 A. ZANCA	26.145

#### SEG. 4

1	8 M. PEREZ	34.353
2	88 B. IERACI	34.499
3	61 Y. OKAYA	34.569
4	71 T. EDWARDS	34.572
5	53 P. SVOBODA	34.590
6	2 A. CARRION	34.611
7	99 A. HUERTAS	34.636
8	69 T. BOOTH-AMOS	34.652
9	46 S. DI SORA	34.654
10	83 M. KAWAKAMI	34.691
11	17 K. MEUFFELS	34.695
12	87 T. KAWAKAMI	34.699
13	54 B. SOFUOGLU	34.732
14	26 M. GENNAI	34.759
15	25 A. KROH	34.772
16	7 J. GIMBERT	34.774
17	43 M. GARCIA	34.774
18	19 V. RODRIGUEZ NUNEZ	34.824
19	10 U. ORRADRE	34.869
20	33 O. NUNEZ ROLDAN	34.872
21	6 J. BUIS	34.886
22	44 T. BRAMICH	34.900
23	98 T. BERCOT	34.921
24	15 A. COPPOLA	34.994
25	95 S. DEROUE	35.015
26	73 J. PEREZ GONZALEZ	35.029
27	85 K. SABATUCCI	35.051
28	22 N. KALININ	35.053
29	27 F. ROVELLI	35.137
30	72 A. DIAZ	35.203
31	24 D. BLIN	35.459
32	3 M. GAGGI	35.491
33	59 A. ZANCA	35.602
34	23 S. MARKARIAN	37.078

18/10/2020

These data/results cannot be reproduced, stored and/or transmitted in whole or in part by any manner of electronic, mechanical, photocopying, recording, broadcasting or otherwise now known or herein after developed without the previous express consent by the copyright owner, except for reproduction in daily press and regular printed publications on sale to the public within 60 days of the event related to those data/results and always provided that copyright symbol appears together as follows below.

© DORNA WSBK ORGANIZATION Srl 2020



Official Fuel Supplier

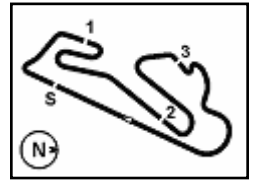


FICR PERUGIA TIMING

Official Tyre Supplier



Official Timekeeper



## Pirelli Estoril Round, 16 - 18 October 2020

### Ideal Times Warm Up

Circuito Estoril 4.182 m  
1 / 2

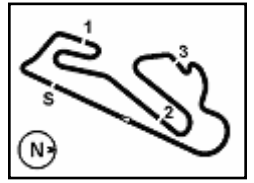
No.	Rider	Nat	Bike	Seg. 1	Seg. 2	Seg. 3	Seg. 4	Ideal Time		
				Diff. 1	Diff. 2	Diff. 3	Diff. 4	Best Lap	Pos.	Diff.
1	88 B. IERACI	ITA	Kawasaki Ninja 400	22.926 +0.168	27.891 +0.220	25.208	34.499 +0.091	1'50.524	2	0.479
2	8 M. PEREZ	ESP	Kawasaki Ninja 400	23.041 +0.057	27.833 +0.205	25.306	34.353 +0.166	1'50.533 1'50.961	1	0.428
3	83 M. KAWAKAMI	BRA	Yamaha YZF-R3	23.109	27.705	25.082 +0.447	34.691 +0.138	1'50.587 1'51.172	5	0.585
4	10 U. ORRADRE	ESP	Yamaha YZF-R3	23.032	27.646 +0.021	25.393 +0.306	34.869	1'50.940 1'51.267	6	0.327
5	54 B. SOFUOGLU	TUR	Yamaha YZF-R3	23.078 +0.082	28.020 +0.049	25.113	34.732	1'50.943 1'51.074	3	0.131
6	69 T. BOOTH-AMOS	GBR	Kawasaki Ninja 400	23.158	28.235 +0.006	25.019 +0.007	34.652	1'51.064 1'51.077	4	0.013
7	87 T. KAWAKAMI	BRA	Yamaha YZF-R3	23.105	27.987	25.283	34.699 +0.368	1'51.074 1'51.442	7	0.368
8	46 S. DI SORA	FRA	Kawasaki Ninja 400	23.285 +0.126	27.884 +0.048	25.273 +0.266	34.654	1'51.096 1'51.536	9	0.440
9	53 P. SVOBODA	CZE	Yamaha YZF-R3	23.196	27.989	25.469 +0.685	34.590 +0.060	1'51.244 1'51.989	16	0.745
10	71 T. EDWARDS	AUS	Kawasaki Ninja 400	23.443 +0.106	28.227 +0.015	25.036	34.572 +0.134	1'51.278 1'51.533	8	0.255
11	25 A. KROH	GER	Yamaha YZF-R3	23.176	27.904 +0.108	25.459 +0.180	34.772	1'51.311 1'51.599	10	0.288
12	99 A. HUERTAS	ESP	Yamaha YZF-R3	23.409 +0.127	27.918 +0.095	25.358	34.636 +0.189	1'51.321 1'51.732	13	0.411
13	43 M. GARCIA	ESP	Kawasaki Ninja 400	23.260 +0.084	28.240 +0.013	25.122	34.774 +0.115	1'51.396 1'51.608	11	0.212
14	61 Y. OKAYA	JPN	Kawasaki Ninja 400	23.293 +0.107	27.905	25.631 +0.188	34.569	1'51.398 1'51.693	12	0.295
15	17 K. MEUFFELS	NED	Kawasaki Ninja 400	23.413 +0.025	28.030 +0.157	25.358 +0.156	34.695 +0.119	1'51.496 1'51.953	15	0.457
16	26 M. GENNAI	ITA	Yamaha YZF-R3	23.285	27.898	25.566 +0.246	34.759 +0.066	1'51.508 1'51.820	14	0.312
17	2 A. CARRION	ESP	Kawasaki Ninja 400	23.185	28.126	25.606 +0.447	34.611 +0.117	1'51.528 1'52.092	17	0.564
18	73 J. PEREZ GONZALEZ	ESP	Yamaha YZF-R3	22.986 +0.519	28.044	25.540	35.029 +0.510	1'51.599 1'52.628	28	1.029
19	19 V. RODRIGUEZ NUNEZ	ESP	Yamaha YZF-R3	23.271	28.189 +0.298	25.398 +0.015	34.824 +0.161	1'51.682 1'52.156	19	0.474
20	33 O. NUNEZ ROLDAN	ESP	Kawasaki Ninja 400	23.365 +0.157	28.212 +0.052	25.467	34.872	1'51.916 1'52.125	18	0.209
21	95 S. DEROUÉ	NED	Kawasaki Ninja 400	23.313 +0.264	28.204 +0.054	25.389	35.015	1'51.921 1'52.239	20	0.318
22	6 J. BUIS	NED	Kawasaki Ninja 400	23.366 +0.007	28.089	25.582 +0.222	34.886 +0.122	1'51.923 1'52.274	21	0.351
23	7 J. GIMBERT	FRA	Kawasaki Ninja 400	23.303	28.322 +0.121	25.596	34.774 +0.327	1'51.995 1'52.443	23	0.448
24	85 K. SABATUCCI	ITA	Kawasaki Ninja 400	23.329 +0.151	28.203 +0.056	25.519 +0.008	35.051	1'52.102 1'52.317	22	0.215
25	98 T. BERCOT	FRA	Yamaha YZF-R3	23.649	28.070 +0.186	25.488 +0.262	34.921 +0.034	1'52.128 1'52.610	27	0.482
26	44 T. BRAMICH	AUS	Kawasaki Ninja 400	23.435	28.152	25.835 +0.204	34.900	1'52.322 1'52.526	25	0.204
27	22 N. KALININ	UKR	Kawasaki Ninja 400	23.474	28.359 +0.026	25.496 +0.056	35.053	1'52.382 1'52.464	24	0.082
28	27 F. ROVELLI	ITA	Kawasaki Ninja 400	23.397	28.595	25.381 +0.209	35.137	1'52.510 1'52.719	29	0.209
29	15 A. COPPOLA	ITA	Kawasaki Ninja 400	23.615 +0.353	28.498	25.673	34.994	1'52.780 1'53.133	30	0.353
30	24 D. BLIN	POL	Yamaha YZF-R3	23.511 +0.373	28.408 +0.117	25.573 +0.027	35.459	1'52.951 1'53.468	32	0.517
31	72 A. DIAZ	ESP	Yamaha YZF-R3	23.664	28.535 +0.021	25.583	35.203 +0.298	1'52.985 1'53.304	31	0.319
32	3 M. GAGGI	ITA	Yamaha YZF-R3	23.676 +0.087	28.397 +0.075	25.833	35.491 +0.206	1'53.397 1'53.765	33	0.368
33	59 A. ZANCA	ITA	Kawasaki Ninja 400	23.983	28.812	26.145 +0.044	35.602 +0.433	1'54.542 1'55.019	34	0.477

18/10/2020

These data/results cannot be reproduced, stored and/or transmitted in whole or in part by any manner of electronic, mechanical, photocopying, recording, broadcasting or otherwise now known or herein after developed without the previous express consent by the copyright owner, except for reproduction in daily press and regular printed publications on sale to the public within 60 days of the event related to those data/results and always provided that copyright symbol appears together as follows below.

© DORNA WSBK ORGANIZATION Srl 2020





## Pirelli Estoril Round, 16 - 18 October 2020

### Ideal Times Warm Up

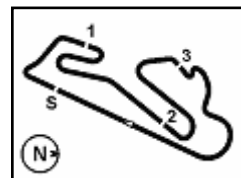
Circuito Estoril 4.182 m  
2 / 2

No. Rider	Nat	Bike	Seg. 1	Seg. 2	Seg. 3	Seg. 4	Ideal Time			
			Diff. 1	Diff. 2	Diff. 3	Diff. 4	Best Lap	Pos.	Diff.	
23 S. MARKARIAN	FRA	Yamaha YZF-R3	One or more sectors missing							
48 T. BRIANTI	ITA	Kawasaki Ninja 400	One or more sectors missing					1'52.557		
<b>Overall Ideal Time</b>			22.926	27.646	25.019	34.353	<b>1'49.944</b>			

18/10/2020  
These data/results cannot be reproduced, stored and/or transmitted in whole or in part by any manner of electronic, mechanical, photocopying, recording, broadcasting or otherwise now known or herein after developed without the previous express consent by the copyright owner, except for reproduction in daily press and regular printed publications on sale to the public within 60 days of the event related to those data/results and always provided that copyright symbol appears together as follows below.  
© DORNA WSBK ORGANIZATION Srl 2020







## Pirelli Estoril Round, 16 - 18 October 2020

### Chronological Analysis Warm Up

Circuito Estoril 4.182 m

1 / 3

1° 8 M. PEREZ (1'50.961)							
Lap	Seg.1	Seg.2	Seg.3	Seg.4	Lap Time	km/h	Local Time
1		31.002	26.775	45.731			9:27'52.660
2	23.912	28.408	25.433	34.870	1'52.623	204,4	9:29'45.283
3	23.137	<b>27.833</b>	25.492	35.040	1'51.502	208,2	9:31'36.785
4	<b>23.041</b>	28.224	25.604	34.702	1'51.571	212,3	9:33'28.356
5	28.404	28.405	25.530	34.824	1'57.163	206,3	9:35'25.519
6	23.309	28.134	25.325	<b>34.353</b>	1'51.121	210,6	9:37'16.640
7	23.098	28.038	<b>25.306</b>	34.519	<b>1'50.961</b>	209,0	9:39'07.601
8	23.121	28.076	25.393	35.148	1'51.738	<b>214,7</b>	9:40'59.339

6	27.091	28.176	26.847	35.171	1'57.285	203,2	9:37'14.480
7	23.082	<b>27.646</b>	<b>25.393</b>	35.250	1'51.371	207,8	9:39'05.851
8	<b>23.032</b>	27.667	25.699	<b>34.869</b>	<b>1'51.267</b>	209,4	9:40'57.118

2° 88 B. IERACI (1'51.003)							
Lap	Seg.1	Seg.2	Seg.3	Seg.4	Lap Time	km/h	Local Time
1		30.110	26.917	37.122			9:27'42.861
2	23.743	28.609	25.378	35.089	1'52.819	202,1	9:29'35.680
3	23.363	28.487	25.258	35.225	1'52.333	201,8	9:31'28.013
4	23.359	30.417	32.747	<b>34.499</b>	2'01.022	201,0	9:33'29.035
5	23.094	28.111	<b>25.208</b>	34.590	<b>1'51.003</b>	211,0	9:35'20.038
6	23.318	<b>27.891</b>	25.712	34.858	1'51.779	205,1	9:37'11.817
7	23.077	28.309	25.946	37.914	1'55.246	<b>211,4</b>	9:39'07.063
8	<b>22.926</b>	27.993	25.478	34.908	1'51.305	210,6	9:40'58.368

7° 87 T. KAWAKAMI (1'51.442)							
Lap	Seg.1	Seg.2	Seg.3	Seg.4	Lap Time	km/h	Local Time
1		28.777	26.403	36.429			9:27'46.358
2	23.940	28.367	25.776	35.435	1'53.518	210,2	9:29'39.876
3	23.331	28.101	25.668	35.243	1'52.343	210,6	9:31'32.219
4	24.270	28.579	25.691	34.939	1'53.479	203,6	9:33'25.698
5	23.604	28.233	30.190	35.136	1'57.163	209,8	9:35'22.861
6	23.440	28.020	25.453	34.865	1'51.778	207,5	9:37'14.639
7	<b>23.105</b>	<b>27.987</b>	<b>25.283</b>	35.067	<b>1'51.442</b>	209,0	9:39'06.081
8	23.653	28.310	25.779	<b>34.699</b>	1'52.441	<b>211,8</b>	9:40'58.522

3° 54 B. SOFUOGLU (1'51.074)							
Lap	Seg.1	Seg.2	Seg.3	Seg.4	Lap Time	km/h	Local Time
1		28.884	25.759	35.268			9:28'10.080
2	23.617	28.163	25.821	35.708	1'53.309	203,2	9:30'03.389
3	23.492	28.106	25.317	34.866	1'51.781	202,5	9:31'55.170
4	23.263	28.208	25.429	34.897	1'51.797	201,8	9:33'46.967
5	23.160	28.069	<b>25.113</b>	<b>34.732</b>	<b>1'51.074</b>	202,1	9:35'38.041
6	<b>23.078</b>	<b>28.020</b>	25.380	34.858	1'51.336	<b>204,8</b>	9:37'29.377
7	23.124	28.451	25.204	<b>34.732</b>	1'51.511	202,9	9:39'20.888
8	23.167	28.149	25.211	34.855	1'51.382	202,5	9:41'12.270

8° 71 T. EDWARDS (1'51.533)							
Lap	Seg.1	Seg.2	Seg.3	Seg.4	Lap Time	km/h	Local Time
1		29.206	26.053	35.648			9:28'22.212
2	23.885	28.496	25.291	35.130	1'52.802	198,8	9:30'15.014
3	23.639	28.449	35.784	35.422	2'03.294	199,2	9:32'18.308
4	23.559	28.295	25.363	34.764	1'51.981	199,6	9:34'10.289
5	23.509	<b>28.227</b>	25.290	<b>34.572</b>	1'51.598	199,2	9:36'01.887
6	23.502	28.258	25.042	34.783	1'51.585C	199,6	9:37'53.472
7	23.549	28.242	<b>25.036</b>	34.706	<b>1'51.533</b>	199,2	9:39'45.005
8	<b>23.443</b>	28.278	25.167	34.780	1'51.668	<b>199,9</b>	9:41'36.673

4° 69 T. BOOTH-AMOS (1'51.077)							
Lap	Seg.1	Seg.2	Seg.3	Seg.4	Lap Time	km/h	Local Time
1		28.963	25.751	35.189			9:28'09.135
2	23.387	28.360	25.305	34.880	1'51.932	<b>207,5</b>	9:30'01.067
3	23.204	28.779	25.255	34.902	1'52.140	204,8	9:31'53.207
4	23.251	28.275	25.256	34.856	1'51.638	204,0	9:33'44.845
5	23.301	28.260	25.089	34.989	1'51.639	203,6	9:35'36.484
6	23.215	28.287	25.129	34.744	1'51.375	204,0	9:37'27.859
7	23.186	<b>28.235</b>	<b>25.019</b>	34.843	1'51.283	204,4	9:39'19.142
8	<b>23.158</b>	28.241	25.026	<b>34.652</b>	<b>1'51.077</b>	205,5	9:41'10.219

9° 46 S. DI SORA (1'51.536)							
Lap	Seg.1	Seg.2	Seg.3	Seg.4	Lap Time	km/h	Local Time
1		30.022	26.219	35.785			9:27'33.255
2	23.790	28.577	25.452	35.329	1'53.148	198,5	9:29'26.403
3	38.804	28.812	26.042	35.408	2'09.066	200,3	9:31'35.469
4	23.411	27.932	25.539	<b>34.654</b>	<b>1'51.536</b>	<b>209,0</b>	9:33'27.005
5	<b>23.285</b>	<b>27.884</b>	25.614	34.758	1'51.541	202,1	9:35'18.546
6	23.508	28.114	25.794	34.715	1'52.131	<b>209,0</b>	9:37'10.677
7	23.690	28.304	25.774	35.306	1'53.074	203,6	9:39'03.751
8	23.477	28.267	<b>25.273</b>	35.043	1'52.060	202,9	9:40'55.811

5° 83 M. KAWAKAMI (1'51.172)							
Lap	Seg.1	Seg.2	Seg.3	Seg.4	Lap Time	km/h	Local Time
1		29.168	25.969	35.401			9:27'51.322
2	23.568	28.327	25.501	35.503	1'52.899	204,8	9:29'44.221
3	23.410	28.209	25.258	<b>34.691</b>	1'51.568	204,8	9:31'35.789
4	23.384	28.064	25.451	34.790	1'51.689	210,2	9:33'27.478
5	23.141	27.892	25.400	34.758	1'51.191C	<b>210,6</b>	9:35'18.669
6	23.158	28.160	25.528	34.813	1'51.659C	207,5	9:37'10.328
7	28.751	28.227	<b>25.082</b>	34.853	1'56.913	200,7	9:39'07.241
8	<b>23.109</b>	<b>27.705</b>	25.529	34.829	<b>1'51.172</b>	208,2	9:40'58.413

10° 25 A. KROH (1'51.599)							
Lap	Seg.1	Seg.2	Seg.3	Seg.4	Lap Time	km/h	Local Time
1		28.884	25.939	36.271			9:27'47.515
2	23.563	28.463	25.808	35.302	1'53.136	209,8	9:29'40.651
3	23.810	28.499	26.446	36.059	1'54.814	209,4	9:31'35.465
4	23.865	28.285	25.761	35.026	1'52.937C	208,6	9:33'28.402
5	<b>23.176</b>	28.012	25.639	<b>34.772</b>	<b>1'51.599</b>	209,4	9:35'20.001
6	25.819	28.467	25.905	35.015	1'55.206C	<b>211,8</b>	9:37'15.207
7	23.219	28.009	25.509	35.184	1'51.921C	210,2	9:39'07.128
8	23.441	<b>27.904</b>	<b>25.459</b>	35.059	1'51.863	207,5	9:40'58.991

6° 10 U. ORRADRE (1'51.267)							
Lap	Seg.1	Seg.2	Seg.3	Seg.4	Lap Time	km/h	Local Time
1		28.940	25.937	36.333			9:27'46.592
2	23.970	28.494	25.952	35.241	1'53.657	207,1	9:29'40.249
3	24.013	28.024	25.586	34.945	1'52.568	209,4	9:31'32.817
4	23.389	27.871	25.778	35.107	1'52.145	210,2	9:33'24.962
5	23.201	28.199	25.431	35.402	1'52.233	<b>211,8</b>	9:35'17.195

11° 43 M. GARCIA (1'51.608)							
Lap	Seg.1	Seg.2	Seg.3	Seg.4	Lap Time	km/h	Local Time
1		28.989	26.112	35.096			9:28'00.709
2	23.774	28.407	25.768	36.140	1'54.089	<b>206,7</b>	9:29'54.798
3	23.638	28.357	25.411	35.694	1'53.100	201,0	9:31'47.898
4	24.813	30.379	30.049	34.866	2'00.107	206,3	9:33'48.005
5	23.380	28.241	25.316	<b>34.774</b>	1'51.711	205,5	9:35'39.716
6	<b>23.260</b>	28.356	25.195	35.290	1'52.101	204,4	9:37'31.817
7	23.419	<b>28.240</b>	25.201	34.811	1'51.671	203,6	9:39'23.488
8	23.344	28.253	<b>25.122</b>	34.889	<b>1'51.608</b>	203,2	9:41'15.096

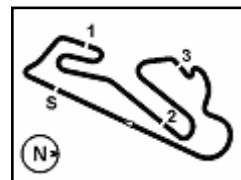
12° 61 Y. OKAYA (1'51.693)							
Lap	Seg.1	Seg.2	Seg.3	Seg.4	Lap Time	km/h	Local Time
1		29.831	26.941	36.876			9:27'45.852

18/10/2020 P = Pits In/Out - C = Lap Time Cancelled

These data/results cannot be reproduced, stored and/or transmitted in whole or in part by any manner of electronic, mechanical, photocopying, recording, broadcasting or otherwise now known or herein after developed without the previous express consent by the copyright owner, except for reproduction in daily press and regular printed publications on sale to the public within 60 days of the event related to those data/results and always provided that copyright symbol appears together as follows below.

© DORNA WSBK ORGANIZATION Srl 2020





Circuito Estoril 4.182 m

## Pirelli Estoril Round, 16 - 18 October 2020

### Chronological Analysis Warm Up

2	23.681	28.426	25.979	35.283	1'53.369	<b>212,3</b>	9:29'39.221
3	23.699	28.297	25.766	35.235	1'52.997	<b>212,3</b>	9:31'32.218
4	23.558	28.161	25.658	34.972	1'52.349	206,3	9:33'24.567
5	23.337	28.498	<b>25.631</b>	35.349	1'52.815	<b>212,3</b>	9:35'17.382
6	26.648	28.263	25.637	34.678	1'55.226	207,5	9:37'12.608
7	<b>23.293</b>	28.020	25.798	35.017	1'52.128C	<b>212,3</b>	9:39'04.736
8	23.400	<b>27.905</b>	25.819	<b>34.569</b>	<b>1'51.693</b>	210,6	9:40'56.429

13° 99 A. HUERTAS (1'51.732)							
Lap	Seg.1	Seg.2	Seg.3	Seg.4	Lap Time	km/h	Local Time
1		29.337	30.837	36.174			9:27'50.008
2	23.753	28.606	26.600	35.941	1'54.360	<b>204,0</b>	9:29'44.368
3	23.467	28.185	25.649	35.405	1'52.706	203,6	9:31'37.074
4	23.509	28.171	25.606	<b>34.636</b>	1'51.922	202,1	9:33'28.996
5	<b>23.409</b>	<b>27.918</b>	25.563	35.598	1'52.488	203,2	9:35'21.484
6	23.536	28.013	<b>25.358</b>	34.825	<b>1'51.732</b>	203,6	9:37'13.216
7	23.415	28.195	25.416	35.469	1'52.495	202,1	9:39'05.711
8	23.636	28.113	25.523	35.330	1'52.602	201,4	9:40'58.313

14° 26 M. GENNAI (1'51.820)							
Lap	Seg.1	Seg.2	Seg.3	Seg.4	Lap Time	km/h	Local Time
1		30.351	26.914	39.135			9:27'46.337
2	24.579	28.687	25.963	35.459	1'54.688	202,9	9:29'41.025
3	23.850	28.338	25.895	35.336	1'53.419	206,3	9:31'34.444
4	23.509	28.245	<b>25.566</b>	34.988	1'52.308C	211,4	9:33'26.752
5	23.631	28.121	25.826	<b>34.759</b>	1'52.337	204,4	9:35'19.089
6	<b>23.285</b>	<b>27.898</b>	25.812	<b>34.825</b>	<b>1'51.820</b>	<b>212,3</b>	9:37'10.909
7	23.514	28.295	25.951	35.201	1'52.961	207,5	9:39'03.870
8	23.561	28.261	25.630	34.805	1'52.257	200,3	9:40'56.127

15° 17 K. MEUFFELS (1'51.953)							
Lap	Seg.1	Seg.2	Seg.3	Seg.4	Lap Time	km/h	Local Time
1		29.567	26.564	35.966			9:27'44.382
2	23.438	28.187	25.514	34.814	1'51.953	204,0	9:29'36.335
3	24.163	28.165	25.537	<b>34.695</b>	1'52.560	200,3	9:31'28.895
4	<b>23.413</b>	28.327	<b>25.358</b>	34.983	1'52.081	199,9	9:33'20.976
5	23.847	29.484	26.211	37.045	1'56.587	200,3	9:35'17.563
6	23.581	28.351	25.432	35.214	1'52.578	203,6	9:37'10.141
7	25.278	28.098	26.082	35.422	1'54.880	197,1	9:39'05.021
8	23.466	<b>28.030</b>	25.895	35.119	1'52.510	<b>211,4</b>	9:40'57.531

16° 53 P. SVOBODA (1'51.989)							
Lap	Seg.1	Seg.2	Seg.3	Seg.4	Lap Time	km/h	Local Time
1		30.949	26.962	37.039			9:27'45.704
2	24.041	28.702	25.707	35.673	1'54.123	209,0	9:29'39.827
3	23.795	28.718	25.999	35.008	1'53.520	214,3	9:31'33.347
4	23.657	28.405	<b>25.469</b>	34.960	1'52.491	207,1	9:33'25.838
5	23.345	28.334	25.596	34.888	1'52.163	<b>214,7</b>	9:35'18.001
6	23.452	28.497	25.775	<b>34.590</b>	1'52.314	208,2	9:37'10.315
7	23.915	28.970	26.070	35.394	1'54.349	200,3	9:39'04.664
8	<b>23.196</b>	<b>27.989</b>	26.154	34.650	<b>1'51.989</b>	207,5	9:40'56.653

17° 2 A. CARRION (1'52.092)							
Lap	Seg.1	Seg.2	Seg.3	Seg.4	Lap Time	km/h	Local Time
1		30.601	27.178	38.224			9:27'46.227
2	23.946	28.591	25.963	35.371	1'53.871	<b>213,1</b>	9:29'40.098
3	24.179	28.278	26.413	35.102	1'53.972	206,3	9:31'34.070
4	23.692	28.438	25.978	<b>34.611</b>	1'52.719	208,6	9:33'26.789
5	<b>23.185</b>	<b>28.126</b>	26.053	34.728	<b>1'52.092</b>	209,8	9:35'18.881
6	23.485	28.180	25.822	34.749	1'52.236	208,2	9:37'11.117
7	23.565	28.392	25.850	35.013	1'52.820	208,2	9:39'03.937
8	23.370	28.376	<b>25.606</b>	34.915	1'52.267	204,8	9:40'56.204

18° 33 O. NUNEZ ROLDAN (1'52.125)							
Lap	Seg.1	Seg.2	Seg.3	Seg.4	Lap Time	km/h	Local Time
1		29.618	26.299	35.890			9:27'47.599
2	23.810	28.356	25.950	35.328	1'53.444	208,6	9:29'41.043
3	23.647	28.487	26.324	35.261	1'53.719	208,6	9:31'34.762
4	<b>23.365</b>	28.503	25.865	35.283	1'53.016	<b>213,5</b>	9:33'27.778
5	23.522	28.264	<b>25.467</b>	<b>34.872</b>	<b>1'52.125</b>	209,4	9:35'19.903
6	24.246	<b>28.212</b>	25.679	34.987	1'53.124	208,2	9:37'13.027
7	23.708	28.325	25.474	35.474	1'52.981	207,1	9:39'06.008
8	23.548	28.504	25.989	35.405	1'53.446	207,1	9:40'59.454

19° 19 V. RODRIGUEZ NUNEZ (1'52.156)							
Lap	Seg.1	Seg.2	Seg.3	Seg.4	Lap Time	km/h	Local Time
1		29.274	25.937	35.942			9:27'46.769
2	23.881	28.387	25.758	35.113	1'53.139	<b>213,9</b>	9:29'39.908
3	23.794	28.353	<b>25.398</b>	<b>34.824</b>	1'52.369	212,7	9:31'32.277
4	23.320	28.398	25.630	34.998	1'52.346	207,1	9:33'24.623
5	23.372	28.433	25.673	35.362	1'52.840	208,2	9:35'17.463
6	23.549	28.406	27.105	34.890	1'53.950	209,0	9:37'11.413
7	23.348	<b>28.189</b>	25.584	35.298	1'52.419	213,1	9:39'03.832
8	<b>23.271</b>	28.487	25.413	34.985	<b>1'52.156</b>	204,8	9:40'55.988

20° 95 S. DEROUÉ (1'52.239)							
Lap	Seg.1	Seg.2	Seg.3	Seg.4	Lap Time	km/h	Local Time
1		29.021	25.896	35.531			9:28'00.271
2	23.786	28.756	25.555	37.063	1'55.160	202,9	9:29'55.431
3	23.344	28.293	25.449	35.193	1'52.279	<b>207,8</b>	9:31'47.710
4	25.259	30.134	26.190	35.541	1'57.124	203,6	9:33'44.834
5	23.577	28.258	<b>25.389</b>	<b>35.015</b>	<b>1'52.239</b>	202,1	9:35'37.073
6	<b>23.313</b>	<b>28.204</b>	25.492	44.598	2'01.607P	205,9	9:37'38.680
7	1'07.424	29.790	26.918	46.691	2'50.823P		9:40'29.503

21° 6 J. BUIS (1'52.274)							
Lap	Seg.1	Seg.2	Seg.3	Seg.4	Lap Time	km/h	Local Time
1		29.431	27.067	36.392			9:27'45.606
2	23.643	28.383	25.776	35.244	1'53.046	207,8	9:29'38.652
3	23.676	28.410	25.783	35.341	1'53.210	205,5	9:31'31.862
4	<b>23.366</b>	28.275	<b>25.582</b>	35.187	1'52.410	203,2	9:33'24.272
5	25.263	28.400	25.758	<b>34.886</b>	1'54.307	202,5	9:35'18.579
6	23.373	<b>28.089</b>	25.804	35.008	<b>1'52.274</b>	<b>213,9</b>	9:37'10.853
7	23.440	28.320	25.630	36.366	1'53.756	210,6	9:39'04.609
8	23.779	28.175	25.976	34.980	1'52.910	206,7	9:40'57.519

22° 85 K. SABATUCCI (1'52.317)							
Lap	Seg.1	Seg.2	Seg.3	Seg.4	Lap Time	km/h	Local Time
1		31.865	27.116	38.086			9:27'43.627
2	23.752	28.499	26.180	35.561	1'53.992	<b>212,3</b>	9:29'37.619
3	23.876	28.660	25.746	36.295	1'54.577	202,5	9:31'32.196
4	23.385	28.386	26.113	35.342	1'53.226	208,6	9:33'25.422
5	23.671	28.292	<b>25.519</b>	36.632	1'54.114	211,4	9:35'19.536
6	23.480	28.259	25.527	<b>35.051</b>	<b>1'52.317</b>	211,0	9:37'11.853
7	<b>23.329</b>	28.234	26.005	35.182	1'52.750	211,0	9:39'04.603
8	23.656	<b>28.203</b>	25.725	35.369	1'52.953	210,2	9:40'57.556

23° 7 J. GIMBERT (1'52.443)							
Lap	Seg.1	Seg.2	Seg.3	Seg.4	Lap Time	km/h	Local Time
1		29.799	27.053	36.906			9:27'46.369
2	24.039	28.733	25.996	35.255	1'54.023	207,8	9:29'40.392
3	24.244	29.092	26.069	35.475	1'54.880	201,0	9:31'35.272
4	23.873	28.507	25.932	<b>34.774</b>	1'53.086	204,4	9:33'28.358
5	23.494	28.435	26.010	35.206	1'53.145	<b>209,4</b>	9:35'21.503

18/10/2020 P = Pits In/Out - C = Lap Time Cancelled

These data/results cannot be reproduced, stored and/or transmitted in whole or in part by any manner of electronic, mechanical, photocopying, recording, broadcasting or otherwise now known or herein after developed without the previous express consent by the copyright owner, except for reproduction in daily press and regular printed publications on sale to the public within 60 days of the event related to those data/results and always provided that copyright symbol appears together as follows below.

© DORNA WSBK ORGANIZATION Srl 2020



Official Fuel Supplier

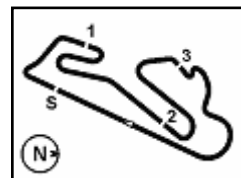


FKR PERUGIA TIMING

Official Tyre Supplier



Official Timekeeper



## Pirelli Estoril Round, 16 - 18 October 2020

### Chronological Analysis Warm Up

6	25.469	28.709	25.847	35.103	1'55.128	205,1	9:37'16.631
7	23.355	<b>28.322</b>	25.705	35.070	1'52.452	208,6	9:39'09.083
8	<b>23.303</b>	28.443	<b>25.596</b>	35.101	<b>1'52.443</b>	208,2	9:41'01.526

24° 22 N. KALININ (1'52.464)							
Lap	Seg.1	Seg.2	Seg.3	Seg.4	Lap Time	km/h	Local Time
1		29.976	26.831	36.649			9:32'29.150
2	23.691	28.826	25.869	35.442	1'53.828C	202,5	9:34'22.978
3	23.835	<b>28.359</b>	<b>25.496</b>	35.121	1'52.811	<b>202,9</b>	9:36'15.789
4	23.721	28.833	25.588	35.348	1'53.490	202,5	9:38'09.279
5	<b>23.474</b>	28.385	25.552	<b>35.053</b>	<b>1'52.464</b>	<b>202,9</b>	9:40'01.743

25° 44 T. BRAMICH (1'52.526)							
Lap	Seg.1	Seg.2	Seg.3	Seg.4	Lap Time	km/h	Local Time
1		30.158	26.869	36.238			9:28'08.014
2	24.357	29.256	26.021	35.743	1'55.377	205,9	9:30'03.391
3	23.831	28.450	<b>25.835</b>	35.312	1'53.428	202,5	9:31'56.819
4	23.673	28.569	26.075	35.454	1'53.771	207,8	9:33'50.590
5	26.977	32.387	38.010	45.546	2'22.920P	203,2	9:36'13.510
6	1'15.866	32.186	28.516	35.742	2'52.310P		9:39'05.820
7	<b>23.435</b>	<b>28.152</b>	26.039	<b>34.900</b>	<b>1'52.526</b>	<b>209,4</b>	9:40'58.346

26° 48 T. BRIANTI (1'52.557)							
Lap	Seg.1	Seg.2	Seg.3	Seg.4	Lap Time	km/h	Local Time
1							9:27'52.840
2					1'54.673		9:29'47.513
3					1'53.849		9:31'41.362
4					1'53.290		9:33'34.652
5					1'53.251		9:35'27.903
6					1'53.402		9:37'21.305
7					<b>1'52.557</b>		9:39'13.862
8					1'53.556		9:41'07.418

27° 98 T. BERCOT (1'52.610)							
Lap	Seg.1	Seg.2	Seg.3	Seg.4	Lap Time	km/h	Local Time
1		29.157	26.325	35.812			9:27'47.901
2	23.925	28.432	25.936	35.544	1'53.837	202,5	9:29'41.738
3	23.841	28.575	26.264	35.389	1'54.069	<b>203,6</b>	9:31'35.807
4	23.887	28.437	25.785	35.105	1'53.214	200,7	9:33'29.021
5	23.759	28.336	25.704	<b>34.921</b>	1'52.720	199,2	9:35'21.741
6	23.805	28.388	25.576	35.077	1'52.846	203,2	9:37'14.587
7	<b>23.649</b>	28.256	25.750	34.955	<b>1'52.610</b>	201,4	9:39'07.197
8	23.684	<b>28.070</b>	<b>25.488</b>	35.418	1'52.660	199,6	9:40'59.857

28° 73 J. PEREZ GONZALEZ (1'52.628)							
Lap	Seg.1	Seg.2	Seg.3	Seg.4	Lap Time	km/h	Local Time
1		29.214	26.377	36.445			9:27'48.757
2	23.505	<b>28.044</b>	<b>25.540</b>	35.539	1'52.628	205,5	9:29'41.385
3	23.642	28.477	26.021	<b>35.029</b>	1'53.169	<b>211,4</b>	9:31'34.554

29° 27 F. ROVELLI (1'52.719)							
Lap	Seg.1	Seg.2	Seg.3	Seg.4	Lap Time	km/h	Local Time
1		29.101	25.612	41.705			9:28'23.918
2	23.623	28.673	<b>25.381</b>	35.429	1'53.106	201,8	9:30'17.024
3	26.842	37.442	31.259	36.917	2'12.460	201,8	9:32'29.484
4	23.522	28.778	26.087	35.317	1'53.704	204,8	9:34'23.188
5	<b>23.397</b>	<b>28.595</b>	25.590	<b>35.137</b>	<b>1'52.719</b>	<b>208,2</b>	9:36'15.907
6	23.513	29.488	25.670	35.289	1'53.960C	206,3	9:38'09.867
7	23.642	28.733	25.577	35.287	1'53.239	203,2	9:40'03.106

30° 15 A. COPPOLA (1'53.133)							
Lap	Seg.1	Seg.2	Seg.3	Seg.4	Lap Time	km/h	Local Time
1		31.878	27.251	37.229			9:27'46.274
2	<b>23.615</b>	28.651	25.799	35.554	1'53.619	<b>213,5</b>	9:29'39.893
3	23.968	<b>28.498</b>	<b>25.673</b>	<b>34.994</b>	<b>1'53.133</b>	<b>213,5</b>	9:31'33.026
4	36.288	32.967	33.814	51.367	2'34.436P	193,9	9:34'07.462

31° 72 A. DIAZ (1'53.304)							
Lap	Seg.1	Seg.2	Seg.3	Seg.4	Lap Time	km/h	Local Time
1		30.289	27.206	37.587			9:28'06.474
2	25.082	29.424	26.281	36.090	1'56.877	195,7	9:30'03.351
3	24.230	28.548	25.937	35.649	1'54.364	201,8	9:31'57.715
4	23.993	28.651	26.057	35.663	1'54.364	201,8	9:33'52.079
5	23.732	<b>28.535</b>	25.871	35.773	1'53.911	<b>202,9</b>	9:35'45.990
6	24.048	28.567	25.981	<b>35.203</b>	1'53.799	198,5	9:37'39.789
7	<b>23.664</b>	28.556	<b>25.583</b>	35.501	<b>1'53.304</b>	202,5	9:39'33.093
8	23.814	29.200	25.613	35.366	1'53.993	198,8	9:41'27.086

32° 24 D. BLIN (1'53.468)							
Lap	Seg.1	Seg.2	Seg.3	Seg.4	Lap Time	km/h	Local Time
1		30.255	26.485	36.741			9:28'07.456
2	24.149	29.198	25.723	35.889	1'54.959	198,8	9:30'02.415
3	23.965	28.689	25.622	35.514	1'53.790	199,2	9:31'56.205
4	23.740	28.735	25.812	36.448	1'54.735	201,4	9:33'50.940
5	23.969	29.726	25.726	35.886	1'55.307	<b>204,8</b>	9:35'46.247
6	23.938	<b>28.408</b>	<b>25.573</b>	35.575	1'53.494	203,2	9:37'39.741
7	23.884	28.525	25.600	<b>35.459</b>	<b>1'53.468</b>	200,3	9:39'33.209
8	<b>23.511</b>	28.744	25.675	35.721	1'53.651	203,2	9:41'26.860

33° 3 M. GAGGI (1'53.765)							
Lap	Seg.1	Seg.2	Seg.3	Seg.4	Lap Time	km/h	Local Time
1		30.941	33.254	37.344			9:27'42.830
2	24.510	28.779	26.325	37.295	1'56.909	200,3	9:29'39.739
3	24.523	28.749	27.307	36.498	1'57.077	207,1	9:31'36.816
4	23.987	<b>28.397</b>	26.172	<b>35.491</b>	1'54.047	208,2	9:33'30.863
5	23.731	28.672	26.192	35.541	1'54.136	<b>209,0</b>	9:35'24.999
6	23.763	28.472	<b>25.833</b>	35.697	<b>1'53.765</b>	206,3	9:37'18.764
7	<b>23.676</b>	28.586	26.137	35.804	1'54.203	207,1	9:39'12.967
8	23.878	28.781	26.655	35.836	1'55.150	205,1	9:41'08.117

34° 59 A. ZANCA (1'55.019)							
Lap	Seg.1	Seg.2	Seg.3	Seg.4	Lap Time	km/h	Local Time
1		32.709	27.224	37.254			9:27'43.358
2	24.190	29.090	<b>26.145</b>	35.928	1'55.353	204,4	9:29'38.711
3	24.114	29.606	26.367	<b>35.602</b>	1'55.689	203,6	9:31'34.400
4	26.839	28.836	26.234	35.626	1'57.535	207,1	9:33'31.935
5	24.762	29.052	26.459	36.028	1'56.301	207,1	9:35'28.236
6	27.346	30.911	27.964	37.437	2'03.658	<b>209,4</b>	9:37'31.894
7	<b>23.983</b>	<b>28.812</b>	26.189	36.035	<b>1'55.019</b>	201,4	9:39'26.913
8	24.188	29.151	26.238	36.155	1'55.732	202,9	9:41'22.645

35° 23 S. MARKARIAN							
Lap	Seg.1	Seg.2	Seg.3	Seg.4	Lap Time	km/h	Local Time
1		31.573	27.398	<b>37.078</b>			9:27'42.956

18/10/2020 P = Pits In/Out - C = Lap Time Cancelled

These data/results cannot be reproduced, stored and/or transmitted in whole or in part by any manner of electronic, mechanical, photocopying, recording, broadcasting or otherwise now known or herein after developed without the previous express consent by the copyright owner, except for reproduction in daily press and regular printed publications on sale to the public within 60 days of the event related to those data/results and always provided that copyright symbol appears together as follows below.

© DORNA WSBK ORGANIZATION Srl 2020



Official Fuel Supplier

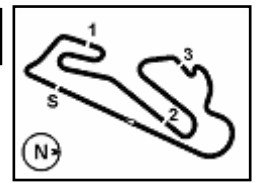


Official Tyre Supplier



Official Timekeeper





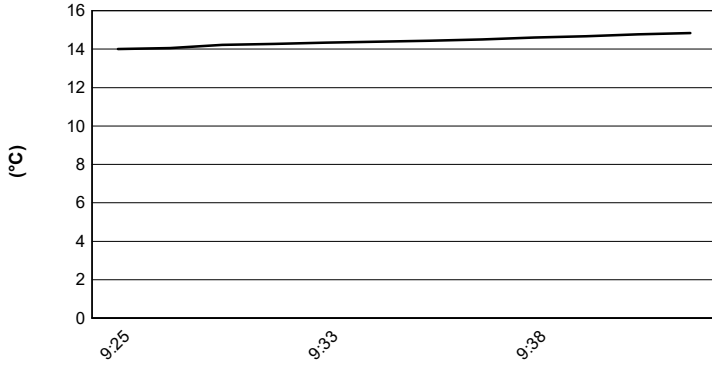
Circuito Estoril 4.182 m

**Pirelli Estoril Round, 16 - 18 October 2020**

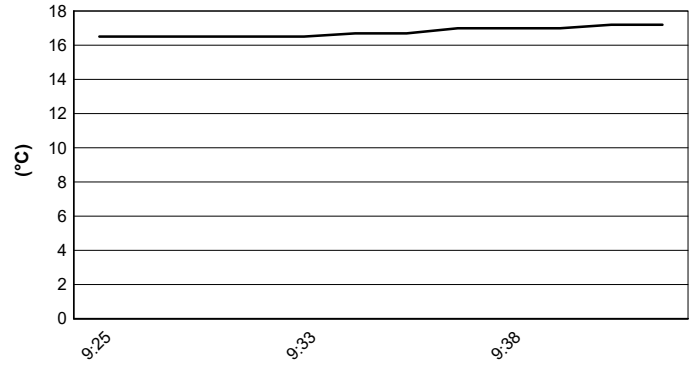
**Weather Report Warm Up**

Session started 09:25 - Session ended 9:43


### Air Temperature



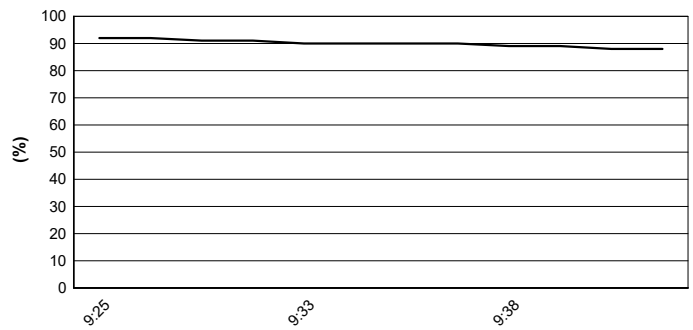
### Track Temperature



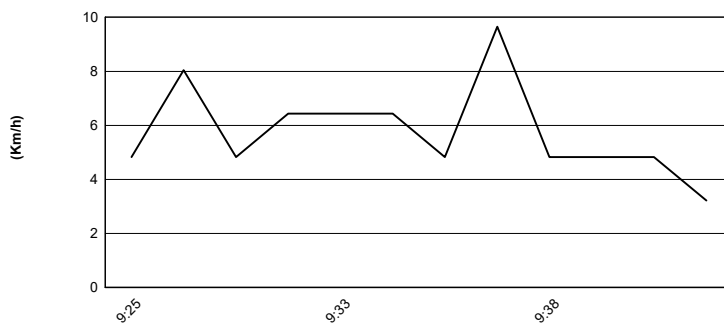
### Air Pressure



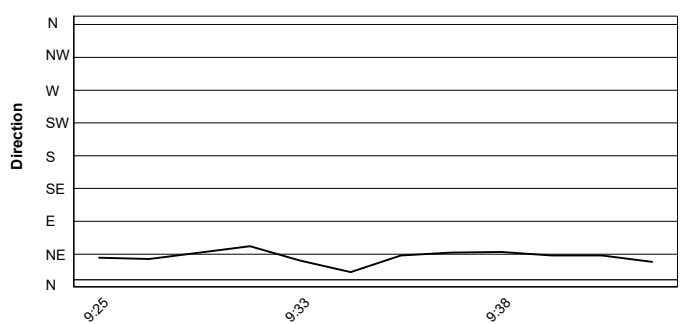
### Humidity



### Wind Speed



### Wind Direction



18/10/2020

These data/results cannot be reproduced, stored and/or transmitted in whole or in part by any manner of electronic, mechanical, photocopying, recording, broadcasting or otherwise now known or herein after developed without the previous express consent by the copyright owner, except for reproduction in daily press and regular printed publications on sale to the public within 60 days of the event related to those data/results and always provided that copyright symbol appears together as follows below.

© DORNA WSBK ORGANIZATION Srl 2020



Official Fuel Supplier

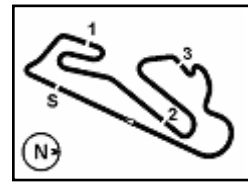


FICR PERUGIA TIMING

Official Tyre Supplier



Official Timekeeper



## Pirelli Estoril Round, 16 - 18 October 2020

### Starting Grid - Race 2

10 Laps x 4,182 km = 41,820 km

Circuito Estoril 4.182 m

1	22 KALININ N. Kawasaki 1'50.798	2	8 PEREZ M. Kawasaki 1'50.852	3	88 IERACI B. Kawasaki 1'50.898
2	4 83 KAWAKAMI M. Yamaha 1'50.918	5	46 DI SORA S. Kawasaki 1'51.043	6	17 MEUFFELS K. Kawasaki 1'51.124
3	7 15 COPPOLA A. Kawasaki 1'51.263	8	10 ORRADRE U. Yamaha 1'51.301	9	69 BOOTH-AMOS T. Kawasaki 1'51.324
4	10 61 OKAYA Y. Kawasaki 1'51.400	11	43 GARCIA M. Kawasaki 1'51.470	12	87 KAWAKAMI T. Yamaha 1'51.642
5	13 85 SABATUCCI K. Kawasaki 1'51.647	14	71 EDWARDS T. Kawasaki 1'51.717	15	99 HUERTAS A. Yamaha 1'51.765
6	16 53 SVOBODA P. Yamaha 1'51.813	17	95 DEROUÉ S. Kawasaki 1'51.835	18	6 BUIS J. Kawasaki 1'52.017
7	19 98 BERCOT T. Yamaha 1'52.079	20	54 SOFUOGLU B. Yamaha 1'52.093	21	73 PEREZ GONZALEZ J Yamaha 1'52.123
8	22 19 RODRIGUEZ NUNEZ Yamaha 1'52.300	23	7 GIMBERT J. Kawasaki 1'52.406	24	27 ROVELLI F. Kawasaki 1'52.592
9	25 26 GENNAI M. Yamaha 1'52.597	26	72 DIAZ A. Yamaha 1'52.677	27	25 KROH A. Yamaha 1'52.750
10	28 2 CARRION A. Kawasaki 1'52.777	29	44 BRAMICH T. Kawasaki 1'53.287	30	48 BRIANTI T. Kawasaki
11	31 24 BLIN D. Yamaha	32	3 GAGGI M. Yamaha	33	33 NUNEZ ROLDAN O. Kawasaki
12	34 59 ZANCA A. Kawasaki	35	23 MARKARIAN S. Yamaha		

N.64 (De Cancellis H.) will not take part in the race. Declared unfit after Race 1

18/10/2020 The Race Director .....

These data/results cannot be reproduced, stored and/or transmitted in whole or in part by any manner of electronic, mechanical, photocopying, recording, broadcasting or otherwise now known or herein after developed without the previous express consent by the copyright owner, except for reproduction in daily press and regular printed publications on sale to the public within 60 days of the event related to those data/results and always provided that copyright symbol appears together as follows below.

© DORNA WSBK ORGANIZATION Srl 2020

