

MotorLand Aragon 5.077 m

Pirelli Aragon Round, 21-23 May 2021

Chronological Analysis Race 1

Start at 14:00'42.577

1 / 4

1° 1 J. REA (1'50.040)								4° 45 S. REDDING (1'50.504)							
Lap	Seg.1	Seg.2	Seg.3	Seg.4	Lap Time	km/h	Local Time	Lap	Seg.1	Seg.2	Seg.3	Seg.4	Lap Time	km/h	Local Time
1		30.765	21.018	26.341	1'51.505	302,5	14:02'34.082	1		31.139	21.369	26.185	1'52.507	313,0	14:02'35.084
2	31.366	31.017	21.183	26.474	1'50.040	303,4	14:04'24.122	2	31.645	31.179	21.396	26.284	1'50.504	312,1	14:04'25.588
3	31.512	31.016	21.326	26.367	1'50.221	304,2	14:06'14.343	3	31.779	31.189	21.503	26.369	1'50.840	310,3	14:06'16.428
4	31.573	31.147	21.396	26.416	1'50.532	303,4	14:08'04.875	4	31.813	31.350	21.673	26.398	1'51.234	309,5	14:08'07.662
5	31.711	31.172	21.471	26.425	1'50.779	304,2	14:09'55.654	5	31.988	31.317	21.525	26.368	1'51.198	313,0	14:09'58.860
6	31.657	31.241	21.399	26.415	1'50.712	305,9	14:11'46.366	6	32.213	31.480	21.536	26.373	1'51.602	315,8	14:11'50.462
7	31.677	31.227	21.449	26.394	1'50.747	306,8	14:13'37.113	7	32.058	31.408	21.573	26.391	1'51.430	315,8	14:13'41.892
8	31.765	31.271	21.410	26.576	1'51.022	304,2	14:15'28.135	8	31.896	31.378	21.599	26.375	1'51.248	310,3	14:15'33.140
9	31.798	31.395	21.493	26.570	1'51.256	305,9	14:17'19.391	9	31.971	31.367	21.611	26.511	1'51.460	313,0	14:17'24.600
10	31.735	31.331	21.443	26.680	1'51.189	304,2	14:19'10.580	10	31.838	31.489	21.639	26.490	1'51.456	310,3	14:19'16.056
11	31.802	31.332	21.570	26.566	1'51.270	305,1	14:21'01.850	11	32.024	31.511	21.632	26.446	1'51.613	313,0	14:21'07.669
12	31.806	31.432	21.588	26.701	1'51.527	304,2	14:22'53.377	12	31.984	31.460	21.690	26.534	1'51.668	314,9	14:22'59.337
13	32.012	31.471	21.578	26.773	1'51.834	302,5	14:24'45.211	13	31.994	31.458	21.654	26.451	1'51.557	310,3	14:24'50.894
14	31.960	31.522	21.570	26.741	1'51.793	300,8	14:26'37.004	14	32.075	31.473	21.571	26.526	1'51.645	310,3	14:26'42.539
15	32.011	31.540	21.673	26.750	1'51.974	304,2	14:28'28.978	15	32.122	31.611	21.824	26.486	1'52.043	312,1	14:28'34.582
16	32.097	31.536	21.676	26.772	1'52.081	303,4	14:30'21.059	16	32.114	31.511	21.773	26.436	1'51.834	313,0	14:30'26.416
17	32.075	31.640	21.817	26.934	1'52.466	303,4	14:32'13.525	17	31.942	31.592	21.767	26.520	1'51.821	317,6	14:32'18.237
18	32.257	31.750	21.820	27.450	1'53.277	305,1	14:34'06.802	18	32.213	31.683	22.103	26.808	1'52.807	315,8	14:34'11.044
Race Time 33'24.225								Race Time 33'28.467							

2° 22 A. LOWES (1'50.112)								5° 7 C. DAVIES (1'50.352)							
Lap	Seg.1	Seg.2	Seg.3	Seg.4	Lap Time	km/h	Local Time	Lap	Seg.1	Seg.2	Seg.3	Seg.4	Lap Time	km/h	Local Time
1		30.882	21.056	26.194	1'51.732	308,6	14:02'34.309	1		31.102	21.223	26.161	1'53.017	315,8	14:02'35.594
2		30.965	21.250	26.500	1'50.112	307,7	14:04'24.421	2	31.567	31.087	21.429	26.269	1'50.352	315,8	14:04'25.946
3	31.542	31.017	21.327	26.269	1'50.155	309,5	14:06'14.576	3	31.750	31.251	21.356	26.369	1'50.726	314,0	14:06'16.672
4	31.576	31.233	21.298	26.393	1'50.500	308,6	14:08'05.076	4	32.212	31.296	21.479	26.314	1'51.301	314,0	14:08'07.973
5	31.803	31.208	21.496	26.352	1'50.859	310,3	14:09'55.935	5	31.867	31.371	21.564	26.216	1'51.018	315,8	14:09'58.991
6	31.624	31.299	21.474	26.341	1'50.738	311,2	14:11'46.673	6	31.885	31.316	21.433	26.389	1'51.023	312,1	14:11'50.014
7	31.672	31.266	21.471	26.375	1'50.784	311,2	14:13'37.457	7	31.750	31.353	21.384	26.399	1'50.886	314,0	14:13'40.900
8	31.733	31.455	21.614	26.431	1'51.233	308,6	14:15'28.690	8	31.782	31.378	21.414	26.379	1'50.953	311,2	14:15'31.853
9	31.986	31.634	21.585	26.856	1'52.061	306,8	14:17'20.751	9	31.838	31.347	21.534	26.431	1'51.150	312,1	14:17'23.003
10	32.233	31.663	21.654	26.773	1'52.323	305,1	14:19'13.074	10	31.893	31.423	21.525	26.481	1'51.322	309,5	14:19'14.325
11	32.107	31.936	21.667	26.589	1'52.299	309,5	14:21'05.373	11	31.949	31.515	21.501	26.466	1'51.431	314,0	14:21'05.756
12	31.993	31.433	21.670	26.546	1'51.642	309,5	14:22'57.015	12	31.892	31.513	21.644	26.430	1'51.479	314,9	14:22'57.235
13	32.118	31.518	21.710	26.499	1'51.845	309,5	14:24'48.860	13	32.260	31.631	21.644	26.463	1'51.998	313,0	14:24'49.233
14	32.010	31.479	21.677	26.491	1'51.657	308,6	14:26'40.517	14	32.009	31.530	21.611	26.579	1'51.729	312,1	14:26'40.962
15	32.039	31.628	21.884	26.493	1'52.044	313,0	14:28'32.561	15	32.054	31.614	21.749	26.503	1'51.920	314,9	14:28'32.882
16	32.309	31.655	22.088	26.726	1'52.778	310,3	14:30'25.339	16	32.481	31.684	21.803	26.770	1'52.738	314,0	14:30'25.620
17	32.026	31.693	21.650	26.731	1'52.100	305,1	14:32'17.439	17	32.123	31.961	21.786	26.862	1'52.732	312,1	14:32'18.352
18	32.119	32.116	22.263	26.830	1'53.328	305,9	14:34'10.767	18	32.262	31.937	22.030	26.836	1'53.065	314,9	14:34'11.417
Race Time 33'28.190								Race Time 33'28.840							

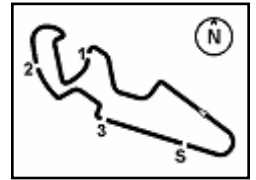
3° 54 T. RAZGATLIOGLU (1'50.522)								6° 66 T. SYKES (1'50.974)							
Lap	Seg.1	Seg.2	Seg.3	Seg.4	Lap Time	km/h	Local Time	Lap	Seg.1	Seg.2	Seg.3	Seg.4	Lap Time	km/h	Local Time
1		31.312	21.393	26.086	1'53.099	314,9	14:02'35.676	1		31.689	21.337	26.386	1'53.644	310,3	14:02'36.221
2	31.636	31.280	21.330	26.282	1'50.528	312,1	14:04'26.204	2	31.780	31.345	21.682	26.554	1'51.361	308,6	14:04'27.582
3	31.628	31.325	21.380	26.189	1'50.522	315,8	14:06'16.726	3	31.990	31.227	21.470	26.401	1'51.088	309,5	14:06'18.670
4	31.761	31.356	21.573	26.297	1'50.987	311,2	14:08'07.713	4	31.859	31.293	21.397	26.425	1'50.974	307,7	14:08'09.644
5	31.647	31.305	21.357	26.462	1'50.771	306,8	14:09'58.484	5	32.258	31.280	21.556	26.650	1'51.744	307,7	14:10'01.388
6	31.675	31.278	21.382	26.432	1'50.767	306,8	14:11'49.251	6	31.921	31.307	21.524	26.387	1'51.139	312,1	14:11'52.527
7	31.667	31.354	21.338	26.464	1'50.823	309,5	14:13'40.074	7	31.982	31.335	21.512	26.467	1'51.296	311,2	14:13'43.823
8	31.601	31.336	21.369	26.547	1'50.853	307,7	14:15'30.927	8	31.849	31.365	21.520	26.572	1'51.306	306,8	14:15'35.129
9	31.760	31.371	21.528	26.501	1'51.160	308,6	14:17'22.087	9	32.321	31.298	21.545	26.524	1'51.688	311,2	14:17'26.817
10	31.782	31.452	21.509	26.624	1'51.367	308,6	14:19'13.454	10	31.800	31.429	21.553	26.657	1'51.439	306,8	14:19'18.256
11	31.826	31.729	21.509	26.691	1'51.755	305,1	14:21'05.209	11	31.893	31.432	21.601	26.598	1'51.524	309,5	14:21'09.780
12	31.851	31.587	21.528	26.722	1'51.688	305,9	14:22'56.897	12	31.922	31.442	21.609	26.626	1'51.599	308,6	14:23'01.379
13	31.945	31.649	21.571	26.624	1'51.789	304,2	14:24'48.686	13	31.913	31.486	21.612	26.515	1'51.526	310,3	14:24'52.905
14	31.891	31.642	21.558	26.600	1'51.691	305,1	14:26'40.377	14	32.017	31.668	21.725	26.582	1'51.992	308,6	14:26'44.897
15	31.937	31.777	21.770	26.661	1'52.145	305,9	14:28'32.522	15	31.930	31.601	21.687	26.573	1'51.791	309,5	14:28'36.688
16	32.271	31.713	21.815	26.998	1'52.797	303,4	14:30'25.319	16	32.099	31.454	21.753	26.624	1'51.930	308,6	14:30'28.618
17	32.188	31.819	21.591	26.666	1'52.264	311,2	14:32'17.583	17	32.047	31.667	21.756	26.724	1'52.194	306,8	14:32'20.812
18	32.131	31.950	22.123	27.023	1'53.227	304,2	14:34'10.810	18	32.177	31.816	21.889	26.892	1'52.774	308,6	14:34'13.586
Race Time 33'28.233								Race Time 33'31.009							

22/05/2021 P = Pits In/Out - C = Lap Time Cancelled

These data/results cannot be reproduced, stored and/or transmitted in whole or in part by any manner of electronic, mechanical, photocopying, recording, broadcasting or otherwise now known or herein after developed without the previous express consent by the copyright owner, except for reproduction in daily press and regular printed publications on sale to the public within 60 days of the event related to those data/results and always provided that copyright symbol appears together as follows below.

© DORNA WSBK ORGANIZATION Srl 2021





Pirelli Aragon Round, 21-23 May 2021
Chronological Analysis Race 1

MotorLand Aragon 5.077 m

Start at 14:00'42.577

2 / 4

7° 21 M. RINALDI (1'50.893)								10° 55 A. LOCATELLI (1'51.369)							
Lap	Seg.1	Seg.2	Seg.3	Seg.4	Lap Time	km/h	Local Time	Lap	Seg.1	Seg.2	Seg.3	Seg.4	Lap Time	km/h	Local Time
1		31.502	21.467	26.483	1'54.463	313,0	14:02'37.040	1		31.695	21.455	26.469	1'55.747	309,5	14:02'38.324
2	31.844	31.276	21.467	26.306	1'50.893	320,5	14:04'27.933	2	31.930	31.466	21.588	26.385	1'51.369	311,2	14:04'29.693
3	32.225	31.385	21.619	26.280	1'51.509	317,6	14:06'19.442	3	32.058	31.556	21.744	26.748	1'52.106	313,0	14:06'21.799
4	31.977	31.435	21.543	26.274	1'51.229	313,0	14:08'10.671	4	31.841	31.457	21.998	26.379	1'51.675	307,7	14:08'13.474
5	31.853	31.359	21.778	26.349	1'51.339	316,7	14:10'02.010	5	31.772	31.481	21.792	26.488	1'51.533	310,3	14:10'05.007
6	31.807	31.447	21.678	26.215	1'51.147	318,6	14:11'53.157	6	32.156	31.562	21.696	26.533	1'51.947	310,3	14:11'56.954
7	31.904	31.449	21.664	26.303	1'51.320	317,6	14:13'44.477	7	31.997	31.526	21.651	26.729	1'51.903	307,7	14:13'48.857
8	31.895	31.470	21.590	26.369	1'51.324	308,6	14:15'35.801	8	31.846	31.563	21.678	26.578	1'51.665	305,1	14:15'40.522
9	32.049	31.367	21.636	26.304	1'51.356	314,9	14:17'27.157	9	32.035	31.669	21.742	26.652	1'52.098	305,9	14:17'32.620
10	31.975	31.432	21.671	26.458	1'51.536	312,1	14:19'18.693	10	32.015	31.641	21.748	26.778	1'52.182	302,5	14:19'24.802
11	32.014	31.514	21.692	26.448	1'51.668	313,0	14:21'10.361	11	31.989	31.710	21.799	26.630	1'52.128	306,8	14:21'16.930
12	31.965	31.401	21.552	26.511	1'51.429	314,0	14:23'01.790	12	32.048	31.641	21.814	26.647	1'52.150	306,8	14:23'09.080
13	32.042	31.560	21.513	26.478	1'51.593	314,0	14:24'53.383	13	32.438	31.824	21.827	26.710	1'52.799	308,6	14:25'01.879
14	32.175	31.464	21.776	26.404	1'51.819	313,0	14:26'45.202	14	32.005	31.609	21.712	26.595	1'51.921	303,4	14:26'53.800
15	32.171	31.549	21.704	26.531	1'51.955	314,9	14:28'37.157	15	32.038	31.696	21.779	26.624	1'52.137	304,2	14:28'45.937
16	32.214	31.606	21.689	26.722	1'52.231	312,1	14:30'29.388	16	32.062	31.734	21.799	26.807	1'52.402	303,4	14:30'38.339
17	32.258	31.671	21.837	26.753	1'52.519	309,5	14:32'21.907	17	32.067	31.874	21.931	26.907	1'52.779	302,5	14:32'31.118
18	32.469	31.859	21.859	27.053	1'53.240	310,3	14:34'15.147	18	32.357	31.998	22.055	26.967	1'53.377	302,5	14:34'24.495
Race Time 33'32.570								Race Time 33'41.918							

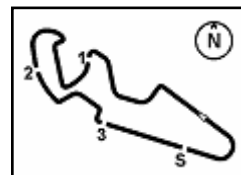
8° 91 L. HASLAM (1'51.114)								11° 60 M. VAN DER MARK (1'51.063)							
Lap	Seg.1	Seg.2	Seg.3	Seg.4	Lap Time	km/h	Local Time	Lap	Seg.1	Seg.2	Seg.3	Seg.4	Lap Time	km/h	Local Time
1		31.589	21.404	26.318	1'53.987	313,0	14:02'36.564	1		31.594	21.616	26.308	1'55.161	314,9	14:02'37.738
2	31.672	31.281	21.783	26.378	1'51.114	314,0	14:04'27.678	2	31.708	31.322	21.741	26.292	1'51.063	314,0	14:04'28.801
3	31.960	31.420	21.531	26.384	1'51.295	313,0	14:06'18.973	3	31.791	31.516	21.626	26.385	1'51.318	310,3	14:06'20.119
4	31.727	31.469	21.496	26.506	1'51.198	310,3	14:08'10.171	4	31.841	31.543	21.650	26.394	1'51.428	308,6	14:08'11.547
5	32.002	31.430	21.685	26.187	1'51.304	314,0	14:10'01.475	5	31.878	31.534	21.654	26.478	1'51.544	310,3	14:10'03.091
6	31.944	31.492	21.508	26.257	1'51.201	313,0	14:11'52.676	6	31.934	31.462	21.654	26.491	1'51.541	309,5	14:11'54.632
7	31.952	31.428	21.640	26.343	1'51.363	314,0	14:13'44.039	7	32.043	31.618	21.766	26.609	1'52.036	309,5	14:13'46.668
8	31.810	31.456	21.946	26.674	1'51.886	307,7	14:15'35.925	8	32.108	31.651	21.692	26.660	1'52.111	305,9	14:15'38.779
9	32.054	31.588	21.661	26.566	1'51.869	314,0	14:17'27.794	9	32.150	31.616	21.766	26.798	1'52.330	305,9	14:17'31.109
10	31.796	31.554	21.693	26.556	1'51.599	308,6	14:19'19.393	10	32.121	31.877	21.697	26.853	1'52.548	302,5	14:19'23.657
11	31.863	31.512	21.615	26.576	1'51.566	311,2	14:21'10.959	11	32.184	31.727	21.740	26.768	1'52.419	305,9	14:21'16.076
12	31.889	31.416	21.698	26.540	1'51.543	311,2	14:23'02.502	12	32.179	31.730	21.775	27.030	1'52.714	301,7	14:23'08.790
13	31.971	31.553	21.636	26.560	1'51.720	310,3	14:24'54.222	13	32.529	31.786	21.855	26.772	1'52.942	304,2	14:25'01.732
14	32.054	31.640	21.800	26.590	1'52.084	309,5	14:26'46.306	14	32.299	31.778	21.742	26.551	1'52.370	309,5	14:26'54.102
15	32.068	31.693	21.826	26.657	1'52.244	310,3	14:28'38.550	15	32.300	31.811	22.033	26.707	1'52.851	306,8	14:28'46.953
16	32.049	31.688	21.812	26.819	1'52.368	312,1	14:30'30.918	16	32.479	31.808	21.963	27.263	1'53.513	300,8	14:30'40.466
17	32.209	31.869	22.014	26.739	1'52.831	310,3	14:32'23.749	17	32.619	32.063	21.954	27.140	1'53.776	303,4	14:32'34.242
18	32.425	31.961	22.000	26.854	1'53.240	308,6	14:34'16.989	18	32.467	32.068	21.970	27.209	1'53.714	301,7	14:34'27.956
Race Time 33'34.412								Race Time 33'45.379							

9° 31 G. GERLOFF (1'50.367)								12° 47 A. BASSANI (1'51.664)							
Lap	Seg.1	Seg.2	Seg.3	Seg.4	Lap Time	km/h	Local Time	Lap	Seg.1	Seg.2	Seg.3	Seg.4	Lap Time	km/h	Local Time
1		31.079	21.268	26.298	1'52.803	310,3	14:02'35.380	1		32.198	21.906	26.386	1'57.279	313,0	14:02'39.856
2	31.640	31.021	21.399	26.307	1'50.367	312,1	14:04'25.747	2	32.259	31.384	21.862	26.314	1'51.819	315,8	14:04'31.675
3	31.968	31.533	22.115	26.603	1'52.219	305,9	14:06'17.966	3	32.240	31.544	21.975	26.510	1'52.269	318,6	14:06'23.944
4	31.797	31.272	21.365	26.440	1'50.874	307,7	14:08'08.840	4	32.313	31.468	21.812	26.308	1'51.901	310,3	14:08'15.845
5	31.803	31.343	21.385	26.490	1'51.021	309,5	14:09'59.861	5	32.098	31.528	21.905	26.649	1'52.180	310,3	14:10'08.025
6	31.869	31.244	21.494	26.538	1'51.145	311,2	14:11'51.006	6	32.079	31.487	21.749	26.349	1'51.664	314,9	14:11'59.689
7	31.953	31.323	21.527	26.499	1'51.302	311,2	14:13'42.308	7	32.222	31.758	21.851	26.375	1'52.206	317,6	14:13'51.895
8	31.841	31.537	21.474	26.597	1'51.449	307,7	14:15'33.757	8	32.203	31.689	21.863	26.419	1'52.174	309,5	14:15'44.069
9	31.994	31.365	21.517	26.729	1'51.605	309,5	14:17'25.362	9	32.308	31.734	21.880	26.818	1'52.740	314,0	14:17'36.809
10	31.932	31.429	21.580	26.649	1'51.590	306,8	14:19'16.952	10	32.409	31.827	22.110	26.644	1'52.990	309,5	14:19'29.799
11	31.880	31.508	21.534	26.786	1'51.708	307,7	14:21'08.660	11	32.418	31.723	21.908	26.619	1'52.668	306,8	14:21'22.467
12	31.997	31.466	21.642	26.598	1'51.703	309,5	14:23'00.363	12	32.201	31.790	21.936	26.553	1'52.480	305,9	14:23'14.947
13	32.095	31.800	21.528	26.673	1'52.096	308,6	14:24'52.459	13	32.343	31.852	22.028	26.604	1'52.827	306,8	14:25'07.774
14	32.167	31.730	22.193	26.895	1'52.985	308,6	14:26'45.444	14	32.342	31.818	22.071	26.511	1'52.742	306,8	14:27'00.516
15	32.232	31.759	21.701	26.840	1'52.532	309,5	14:28'37.976	15	32.366	31.866	22.041	26.744	1'53.017	306,8	14:28'53.533
16	32.232	31.876	21.782	26.874	1'52.764	305,9	14:30'30.740	16	32.328	31.927	22.120	26.822	1'53.197	305,1	14:30'46.730
17	32.272	31.939	21.766	27.012	1'52.989	305,1	14:32'23.729	17	32.421	32.011	22.105	26.874	1'53.411	305,9	14:32'40.141
18	32.586	32.012	21.955	26.846	1'53.399	312,1	14:34'17.128	18	32.647	32.093	22.229	27.215	1'54.184	305,1	14:34'34.325
Race Time 33'34.551								Race Time 33'51.748							

22/05/2021 P = Pits In/Out - C = Lap Time Cancelled

These data/results cannot be reproduced, stored and/or transmitted in whole or in part by any manner of electronic, mechanical, photocopying, recording, broadcasting or otherwise now known or herein after developed without the previous express consent by the copyright owner, except for reproduction in daily press and regular printed publications on sale to the public within 60 days of the event related to those data/results and always provided that copyright symbol appears together as follows below.

© DORNA WSBK ORGANIZATION Srl 2021



Pirelli Aragon Round, 21-23 May 2021
Chronological Analysis Race 1

Start at 14:00'42.577

13° 32 I. VINALES (1'51.789)								16° 94 J. FOLGER (1'51.821)							
Lap	Seg.1	Seg.2	Seg.3	Seg.4	Lap Time	km/h	Local Time	Lap	Seg.1	Seg.2	Seg.3	Seg.4	Lap Time	km/h	Local Time
1		31.802	21.785	26.541	1'56.403	307,7	14:02'38.980	1		32.127	21.879	26.531	1'57.197	309,5	14:02'39.774
2	31.969	31.581	21.611	26.674	1'51.835	305,9	14:04'30.815	2	32.039	31.593	21.648	26.541	1'51.821	308,6	14:04'31.595
3	32.096	31.525	21.713	26.589	1'51.923	302,5	14:06'22.738	3	32.141	31.685	21.774	26.482	1'52.082	313,0	14:06'23.677
4	32.262	31.652	21.846	26.645	1'52.405	301,7	14:08'15.143	4	33.818	32.090	22.045	26.699	1'54.652	308,6	14:08'18.329
5	32.172	31.661	21.703	26.761	1'52.297	301,7	14:10'07.440	5	33.791	31.873	21.914	26.692	1'54.270	310,3	14:10'12.599
6	32.032	31.514	21.625	26.618	1'51.789	305,9	14:11'59.229	6	32.245	31.934	21.824	26.721	1'52.724	309,5	14:12'05.323
7	32.182	31.652	21.697	26.761	1'52.292	302,5	14:13'51.521	7	32.405	31.878	21.969	26.702	1'52.954	312,1	14:13'58.277
8	32.129	31.632	21.737	26.809	1'52.307	298,3	14:15'43.828	8	32.451	31.936	21.853	26.813	1'53.053	305,1	14:15'51.330
9	32.241	31.751	21.707	27.117	1'52.816	297,5	14:17'36.644	9	32.605	32.051	21.994	26.863	1'53.513	305,1	14:17'44.843
10	32.384	31.876	21.977	27.098	1'53.335	297,5	14:19'29.979	10	32.484	31.995	22.235	26.985	1'53.699	303,4	14:19'38.542
11	32.354	31.934	21.892	26.894	1'53.074	300,8	14:21'23.053	11	32.443	31.995	21.992	27.029	1'53.459	304,2	14:21'32.001
12	32.234	31.741	21.711	26.923	1'52.609	300,8	14:23'15.662	12	32.561	32.111	21.977	26.886	1'53.535	305,9	14:23'25.536
13	32.230	31.840	21.857	26.833	1'52.760	300,8	14:25'08.422	13	32.980	32.086	22.046	26.837	1'53.949	305,9	14:25'19.485
14	32.324	31.950	22.020	26.885	1'53.179	302,5	14:27'01.601	14	32.628	32.015	22.040	26.890	1'53.573	305,9	14:27'13.058
15	32.563	32.025	22.028	27.102	1'53.718	298,3	14:28'55.319	15	32.605	32.111	22.028	26.913	1'53.657	306,8	14:29'06.715
16	32.558	31.980	22.034	27.269	1'53.841	296,7	14:30'49.160	16	32.526	32.062	21.960	27.034	1'53.582	305,1	14:31'00.297
17	32.570	32.073	22.139	27.315	1'54.097	297,5	14:32'43.257	17	32.625	32.236	22.008	27.059	1'53.928	305,1	14:32'54.225
18	32.824	32.151	22.073	27.460	1'54.508	296,7	14:34'37.765	18	32.756	32.045	22.062	27.258	1'54.121	302,5	14:34'48.346
Race Time 33'55.188								Race Time 34'05.769							

14° 3 K. NOZANE (1'51.498)								17° 23 C. PONSSON (1'52.909)							
Lap	Seg.1	Seg.2	Seg.3	Seg.4	Lap Time	km/h	Local Time	Lap	Seg.1	Seg.2	Seg.3	Seg.4	Lap Time	km/h	Local Time
1		31.593	21.500	26.851	1'55.107	305,1	14:02'37.684	1		32.134	21.833	26.885	1'57.400	302,5	14:02'39.977
2	32.014	31.420	21.546	26.518	1'51.498	307,7	14:04'29.182	2	32.672	31.687	21.918	26.728	1'53.005	301,7	14:04'32.982
3	32.336	31.572	21.766	26.750	1'52.424	307,7	14:06'21.606	3	32.440	31.751	21.945	26.785	1'52.921	301,7	14:06'25.903
4	31.776	31.636	21.885	26.673	1'51.970	303,4	14:08'13.576	4	32.427	31.791	21.954	26.737	1'52.909	304,2	14:08'18.812
5	32.527	31.734	21.628	27.002	1'52.891	304,2	14:10'06.467	5	32.476	31.821	21.869	26.850	1'53.016	301,7	14:10'11.828
6	32.165	31.725	21.730	27.118	1'52.738	302,5	14:11'59.205	6	32.419	31.851	21.971	26.911	1'53.152	300,8	14:12'04.980
7	32.473	31.875	21.604	26.950	1'52.902	306,8	14:13'52.107	7	32.487	31.909	22.016	27.056	1'53.468	302,5	14:13'58.448
8	32.162	31.849	21.733	26.840	1'52.584	304,2	14:15'44.691	8	32.495	32.017	22.167	26.934	1'53.613	299,2	14:15'52.061
9	32.251	31.876	21.900	27.220	1'53.247	303,4	14:17'37.938	9	32.425	31.839	22.010	26.808	1'53.082	303,4	14:17'45.143
10	32.719	31.966	21.992	27.172	1'53.849	298,3	14:19'31.787	10	32.466	32.026	22.148	26.988	1'53.628	299,2	14:19'38.771
11	32.361	32.008	22.030	27.208	1'53.607	300,8	14:21'25.394	11	32.547	32.081	22.022	27.058	1'53.708	300,0	14:21'32.479
12	32.420	31.971	21.828	27.189	1'53.408	300,8	14:23'18.802	12	32.465	31.906	22.176	26.966	1'53.513	302,5	14:23'25.992
13	32.468	32.035	21.909	27.175	1'53.587	300,0	14:25'12.389	13	32.793	32.074	22.287	26.839	1'53.993	302,5	14:25'19.985
14	32.426	31.934	21.875	27.057	1'53.292	301,7	14:27'05.681	14	32.496	32.042	22.296	26.909	1'53.743	301,7	14:27'13.728
15	32.498	32.217	21.981	27.284	1'53.980	300,0	14:28'59.661	15	32.683	32.065	22.056	27.351	1'54.155	295,1	14:29'07.883
16	32.571	32.081	21.981	27.437	1'54.070	298,3	14:30'53.731	16	32.542	32.051	22.030	27.056	1'53.679	300,0	14:31'01.562
17	32.571	32.300	22.072	27.490	1'54.433	300,0	14:32'48.164	17	32.661	32.172	22.155	27.131	1'54.119	300,0	14:32'55.681
18	32.723	32.423	22.200	28.061	1'55.407	282,0	14:34'43.571	18	32.784	32.108	22.089	27.319	1'54.300	297,5	14:34'49.981
Race Time 34'00.994								Race Time 34'07.404							

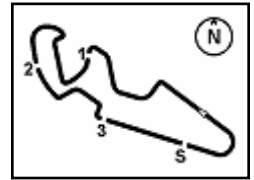
15° 44 L. MAHIAS (1'51.631)								18° 84 L. CRESSON (1'54.712)							
Lap	Seg.1	Seg.2	Seg.3	Seg.4	Lap Time	km/h	Local Time	Lap	Seg.1	Seg.2	Seg.3	Seg.4	Lap Time	km/h	Local Time
1		31.998	21.601	26.755	1'56.321	300,8	14:02'38.898	1		32.425	22.150	27.030	1'59.087	300,8	14:02'41.664
2	31.836	31.451	21.684	26.660	1'51.631	300,8	14:04'30.529	2	32.872	32.312	22.138	27.390	1'54.712	298,3	14:04'36.376
3	32.042	31.519	22.629	27.114	1'53.304	296,7	14:06'23.833	3	32.950	32.338	22.268	27.483	1'55.039	296,7	14:06'31.415
4	32.645	31.652	21.714	26.814	1'52.825	300,0	14:08'16.658	4	33.085	32.359	22.330	27.288	1'55.062	294,3	14:08'26.477
5	32.211	31.690	21.790	27.078	1'52.769	298,3	14:10'09.427	5	32.970	32.308	22.421	27.501	1'55.200	294,3	14:10'21.677
6	32.237	31.693	21.745	27.047	1'52.722	298,3	14:12'02.149	6	32.815	32.291	22.662	27.454	1'55.222	298,3	14:12'16.899
7	32.307	31.779	21.709	27.110	1'52.905	299,2	14:13'55.054	7	32.906	32.368	22.425	27.311	1'55.010	303,4	14:14'11.909
8	32.359	31.834	21.624	27.160	1'52.977	295,1	14:15'48.031	8	32.877	32.378	22.166	27.294	1'54.715	297,5	14:16'06.624
9	32.489	31.853	21.774	27.167	1'53.283	296,7	14:17'41.314	9	33.101	32.370	22.579	27.557	1'55.607	295,9	14:18'02.231
10	32.473	31.901	21.774	27.295	1'53.443	294,3	14:19'34.757	10	33.519	32.540	22.339	27.486	1'55.884	294,3	14:19'58.115
11	32.430	31.903	21.987	27.333	1'53.653	295,1	14:21'28.410	11	33.419	32.432	23.504	27.558	1'56.913	291,9	14:21'55.028
12	32.622	31.869	21.920	27.208	1'53.619	295,1	14:23'22.029	12	33.206	32.451	22.473	27.457	1'55.587	293,5	14:23'50.615
13	32.597	32.040	21.946	27.169	1'53.752	295,1	14:25'15.781	13	33.648	32.747	22.715	27.385	1'56.495	293,5	14:25'47.110
14	32.551	31.914	21.782	27.113	1'53.360	295,1	14:27'09.141	14	33.080	32.493	22.380	27.449	1'55.402	293,5	14:27'42.512
15	32.647	32.118	22.010	27.207	1'53.982	294,3	14:29'03.123	15	33.431	32.486	22.544	27.551	1'56.012	291,9	14:29'38.524
16	32.730	32.025	21.900	27.395	1'54.050	293,5	14:30'57.173	16	33.064	32.350	22.609	27.419	1'55.442	294,3	14:31'33.966
17	32.650	32.082	22.008	27.542	1'54.282	290,3	14:32'51.455	17	33.181	32.964	22.597	27.719	1'56.461	292,7	14:33'30.427
18	32.985	32.169	21.973	27.554	1'54.681	291,9	14:34'46.136	18	33.520	33.391	23.036	27.888	1'57.835	291,9	14:35'28.262
Race Time 34'03.559								Race Time 34'45.685							

22/05/2021 P = Pits In/Out - C = Lap Time Cancelled

These data/results cannot be reproduced, stored and/or transmitted in whole or in part by any manner of electronic, mechanical, photocopying, recording, broadcasting or otherwise now known or herein after developed without the previous express consent by the copyright owner, except for reproduction in daily press and regular printed publications on sale to the public within 60 days of the event related to those data/results and always provided that copyright symbol appears together as follows below.

© DORNA WSBK ORGANIZATION Srl 2021





Pirelli Aragon Round, 21-23 May 2021 Chronological Analysis Race 1

Start at 14:00'42.577

4 / 4

Race Time 3'45.737

19 A. BAUTISTA (1'50.809)							
RET	Lap	Seg.1	Seg.2	Seg.3	Seg.4	Lap Time	Local Time
	1		31.521	21.572	26.654	1'54.634	14:02'37.211
	2	31.747	31.383	21.458	26.221	1'50.809	14:04'28.020
	3	31.958	31.388	21.471	26.373	1'51.190	14:06'19.210
	4	31.740	31.507	21.490	26.081	1'50.818	14:08'10.028
	5	32.043	31.357	21.532	26.210	1'51.142	14:10'01.170
	6	31.790	31.322	21.440	26.273	1'50.825	14:11'51.995
	7	31.874	31.465	21.509	26.308	1'51.156	14:13'43.151
	8	31.679	31.487	21.526	26.274	1'50.966	14:15'34.117
	9	31.864	31.388	21.521	26.298	1'51.071	14:17'25.188
	10	31.812	31.414	21.520	26.363	1'51.109	14:19'16.297
	11	31.976	31.575	21.556	26.356	1'51.463	14:21'07.760
	12	32.601	31.586	21.506	26.452	1'52.145	14:22'59.905
	13	31.915	31.618	21.597	26.335	1'51.465	14:24'51.370
	14	31.916	31.637	21.572	26.399	1'51.524	14:26'42.894
	15	32.023	31.611	21.726	26.444	1'51.804	14:28'34.698
	16	32.180	31.609	21.708	26.355	1'51.852	14:30'26.550
	17	32.134	31.835	21.742	26.748	1'52.459	14:32'19.009
Race Time 31'36.432							

50 E. LAVERTY (1'51.185)							
RET	Lap	Seg.1	Seg.2	Seg.3	Seg.4	Lap Time	Local Time
	1		31.868	21.559	26.509	1'55.510	14:02'38.087
	2	31.912	31.376	21.576	26.321	1'51.185	14:04'29.272
	3	32.136	31.540	21.750	26.465	1'51.891	14:06'21.163
	4	31.931	31.494	21.776	26.572	1'51.773	14:08'12.936
	5	31.981	31.583	21.757	26.623	1'51.944	14:10'04.880
	6	32.136	31.517	21.711	26.524	1'51.888	14:11'56.768
	7	32.264	31.786	21.741	26.483	1'52.274	14:13'49.042
	8	32.109	31.786	21.684	26.569	1'52.148	14:15'41.190
	9	32.227	31.698	21.830	26.705	1'52.460	14:17'33.650
	10	32.185	31.712	21.853	26.725	1'52.475	14:19'26.125
	11	32.336	31.781	21.892	26.730	1'52.739	14:21'18.864
	12	32.147	31.699	21.759	26.606	1'52.211	14:23'11.075
	13	33.860	39.629	32.362	1'11.827	2'57.678P	14:26'08.753
Race Time 25'26.176							

76 S. CAVALIERI (1'54.634)							
RET	Lap	Seg.1	Seg.2	Seg.3	Seg.4	Lap Time	Local Time
	1		32.470	22.509	27.105	1'59.420	14:02'41.997
	2	32.713	32.515	22.091	27.315	1'54.634	14:04'36.631
	3	32.905	32.367	22.248	27.521	1'55.041	14:06'31.672
	4	33.307	32.408	22.322	27.265	1'55.302	14:08'26.974
	5	32.991	32.303	22.364	27.282	1'54.940	14:10'21.914
	6	32.818	32.265	22.227	27.455	1'54.765	14:12'16.679
	7	32.951	32.433	22.216	27.236	1'54.836	14:14'11.515
	8	32.813	32.254	22.180	27.700	1'54.947	14:16'06.462
	9	34.141	33.360	23.498	36.138	2'07.137P	14:18'13.599
Race Time 17'31.022							

36 L. MERCADO (1'54.135)							
RET	Lap	Seg.1	Seg.2	Seg.3	Seg.4	Lap Time	Local Time
	1		32.519	22.045	27.103	1'58.699	14:02'41.276
	2	32.504	32.185	22.101	27.345	1'54.135	14:04'35.411
	3	32.645	32.164	22.246	28.407	1'55.462	14:06'30.873
	4	33.916	32.472	22.176	27.366	1'55.930	14:08'26.803
	5	32.931	32.412	22.246	27.125	1'54.714	14:10'21.517
	6	32.761	32.383	22.199	27.489	1'54.832	14:12'16.349
	7	33.082	32.504	22.128	34.393	2'02.107P	14:14'18.456
Race Time 13'35.879							

53 T. RABAT (1'50.964)							
RET	Lap	Seg.1	Seg.2	Seg.3	Seg.4	Lap Time	Local Time
	1		31.614	21.572	26.230	1'54.773	14:02'37.350
	2	31.923	31.350	21.513	26.178	1'50.964	14:04'28.314

22/05/2021 P = Pits In/Out - C = Lap Time Cancelled

These data/results cannot be reproduced, stored and/or transmitted in whole or in part by any manner of electronic, mechanical, photocopying, recording, broadcasting or otherwise now known or herein after developed without the previous express consent by the copyright owner, except for reproduction in daily press and regular printed publications on sale to the public within 60 days of the event related to those data/results and always provided that copyright symbol appears together as follows below.

© DORNA WSBK ORGANIZATION Srl 2021