

## Pirelli Aragon Round, 21-23 May 2021

### Results Warm Up

MotorLand Aragon 5.077 m

1 / 2

No.	Rider	Nat	Team	Bike	Class	Time	Gap	Rel.	Laps	Speed	
										Avg	Max
1	22 A. LOWES	GBR	Kawasaki Racing Team WorldSBK	Kawasaki ZX-10RR		<b>2'02.530</b>			7	149,165	<b>305,9</b>
2	45 S. REDDING	GBR	Aruba.it Racing - Ducati	Ducati Panigale V4 R		<b>2'02.649</b>	0.119	0.119	5	149,020	<b>313,0</b>
3	1 J. REA	GBR	Kawasaki Racing Team WorldSBK	Kawasaki ZX-10RR		<b>2'02.652</b>	0.122	0.003	7	149,017	<b>308,6</b>
4	91 L. HASLAM	GBR	Team HRC	Honda CBR1000 RR-R		<b>2'02.844</b>	0.314	0.192	7	148,784	<b>313,0</b>
5	60 M. VAN DER MARK	NED	BMW Motorrad WorldSBK Team	BMW M 1000 RR		<b>2'02.864</b>	0.334	0.020	7	148,760	<b>310,3</b>
6	94 J. FOLGER	GER	Bonovo MGM Racing	BMW M 1000 RR	IND	<b>2'03.472</b>	0.942	0.608	5	148,027	<b>305,9</b>
7	21 M. RINALDI	ITA	Aruba.it Racing - Ducati	Ducati Panigale V4 R		<b>2'03.719</b>	1.189	0.247	6	147,732	<b>312,1</b>
8	31 G. GERLOFF	USA	GRT Yamaha WorldSBK Team	Yamaha YZF R1	IND	<b>2'05.193</b>	2.663	1.474	6	145,992	<b>305,9</b>
9	55 A. LOCATELLI	ITA	Pata Yamaha with BRIXX WorldSBK	Yamaha YZF R1		<b>2'05.250</b>	2.720	0.057	5	145,926	<b>307,7</b>
10	66 T. SYKES	GBR	BMW Motorrad WorldSBK Team	BMW M 1000 RR		<b>2'05.419</b>	2.889	0.169	4	145,729	<b>305,1</b>
11	7 C. DAVIES	GBR	Team GoEleven	Ducati Panigale V4 R	IND	<b>2'05.644</b>	3.114	0.225	5	145,468	<b>308,6</b>
12	54 T. RAZGATLIOGLU	TUR	Pata Yamaha with BRIXX WorldSBK	Yamaha YZF R1		<b>2'05.927</b>	3.397	0.283	6	145,141	<b>304,2</b>
13	19 A. BAUTISTA	ESP	Team HRC	Honda CBR1000 RR-R		<b>2'06.463</b>	3.933	0.536	6	144,526	<b>313,0</b>
14	3 K. NOZANE	JPN	GRT Yamaha WorldSBK Team	Yamaha YZF R1	IND	<b>2'06.558</b>	4.028	0.095	6	144,418	<b>302,5</b>
15	44 L. MAHIAS	FRA	Kawasaki Puccetti Racing	Kawasaki ZX-10RR	IND	<b>2'06.761</b>	4.231	0.203	6	144,186	<b>298,3</b>
16	50 E. LAVERTY	IRL	RC Squadra Corse	BMW M 1000 RR	IND	<b>2'07.660</b>	5.130	0.899	6	143,171	<b>308,6</b>
17	32 I. VINALES	ESP	Orelac Racing VerdNatura	Kawasaki ZX-10RR	IND	<b>2'08.202</b>	5.672	0.542	6	142,566	<b>300,0</b>
18	53 T. RABAT	ESP	Barni Racing Team	Ducati Panigale V4 R	IND	<b>2'08.552</b>	6.022	0.350	5	142,177	<b>312,1</b>
19	47 A. BASSANI	ITA	Motocorsa Racing	Ducati Panigale V4 R	IND	<b>2'08.934</b>	6.404	0.382	6	141,756	<b>310,3</b>
20	76 S. CAVALIERI	ITA	TPR Team Pedercini Racing	Kawasaki ZX-10RR	IND	<b>2'09.670</b>	7.140	0.736	6	140,952	<b>291,1</b>
21	36 L. MERCADO	ARG	MIE Racing Honda Racing	Honda CBR1000 RR-R	IND	<b>2'10.107</b>	7.577	0.437	5	140,478	<b>300,8</b>
22	84 L. CRESSON	BEL	TPR Team Pedercini Racing	Kawasaki ZX-10RR	IND	<b>2'11.270</b>	8.740	1.163	6	139,234	<b>293,5</b>
23	23 C. PONSSON	FRA	Alstare Yamaha	Yamaha YZF R1	IND	<b>2'14.980</b>	12.450	3.710	4	135,407	<b>295,9</b>

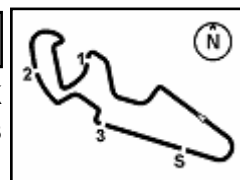
AIR	Humidity:	72%	Temp:	11°C
TRACK	Condition:	Wet	Temp:	17°C

Records	Pole	(SP)	2021	J.Rea	1'48.458	168,520	Km/h
	Race	(SPRC)	2020	J.Rea	1'49.620	166,730	Km/h
	All Times	(SP)	2021	J.Rea	1'48.458	168,520	Km/h

23/05/2021      Start      End      The results are provisional until the end of the time limit for protests and appeals  
 09:00      09:17      and the completion of the technical checks.

These data/results cannot be reproduced, stored and/or transmitted in whole or in part by any manner of electronic, mechanical, photocopying, recording, broadcasting or otherwise now known or herein after developed without the previous express consent by the copyright owner, except for reproduction in daily press and regular printed publications on sale to the public within 60 days of the event related to those data/results and always provided that copyright symbol appears together as follows below.

© DORNA WSBK ORGANIZATION Srl 2021


**Pirelli Aragon Round, 21-23 May 2021**
**Results Warm Up**
**Session Highlights**

Local Time	No. Rider	Description
08.39.38		WET PRACTICE - LIGHTS ON
08.55.42		WET PRACTICE - LIGHTS ON
09.00.00		Start
09.00.06		WorldSBK Pit Intervention Time: 56secs
09.17.27		End Of Session

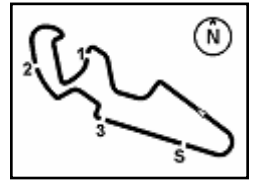
**Fastest Laps Sequence**

No.	Rider	Nat	Team	Bike	Local Time	Time	Gap	Avg
1	J. REA	GBR	Kawasaki Racing Team WorldSBK	Kawasaki ZX-10RR	09:04'20.143	<b>2'08.683</b>		142,033
60	M. VAN DER MARK	NED	BMW Motorrad WorldSBK Team	BMW M 1000 RR	09:04'31.823	<b>2'08.245</b>	-0.438	142,518
1	J. REA	GBR	Kawasaki Racing Team WorldSBK	Kawasaki ZX-10RR	09:06'26.554	<b>2'06.411</b>	-1.834	144,586
60	M. VAN DER MARK	NED	BMW Motorrad WorldSBK Team	BMW M 1000 RR	09:06'37.747	<b>2'05.924</b>	-0.487	145,145
22	A. LOWES	GBR	Kawasaki Racing Team WorldSBK	Kawasaki ZX-10RR	09:06'44.409	<b>2'05.417</b>	-0.507	145,731
1	J. REA	GBR	Kawasaki Racing Team WorldSBK	Kawasaki ZX-10RR	09:08'31.643	<b>2'05.089</b>	-0.328	146,114
60	M. VAN DER MARK	NED	BMW Motorrad WorldSBK Team	BMW M 1000 RR	09:08'42.560	<b>2'04.813</b>	-0.276	146,437
22	A. LOWES	GBR	Kawasaki Racing Team WorldSBK	Kawasaki ZX-10RR	09:08'48.431	<b>2'04.022</b>	-0.791	147,371
22	A. LOWES	GBR	Kawasaki Racing Team WorldSBK	Kawasaki ZX-10RR	09:10'51.766	<b>2'03.335</b>	-0.687	148,192
45	S. REDDING	GBR	Aruba.it Racing - Ducati	Ducati Panigale V4 R	09:12'03.589	<b>2'03.305</b>	-0.030	148,228
22	A. LOWES	GBR	Kawasaki Racing Team WorldSBK	Kawasaki ZX-10RR	09:12'54.923	<b>2'03.157</b>	-0.148	148,406
45	S. REDDING	GBR	Aruba.it Racing - Ducati	Ducati Panigale V4 R	09:14'06.572	<b>2'02.983</b>	-0.174	148,616
22	A. LOWES	GBR	Kawasaki Racing Team WorldSBK	Kawasaki ZX-10RR	09:14'57.453	<b>2'02.530</b>	-0.453	149,165

Start 09:00 End 09:17 The results are provisional until the end of the time limit for protests and appeals and the completion of the technical checks.

These data/results cannot be reproduced, stored and/or transmitted in whole or in part by any manner of electronic, mechanical, photocopying, recording, broadcasting or otherwise now known or herein after developed without the previous express consent by the copyright owner, except for reproduction in daily press and regular printed publications on sale to the public within 60 days of the event related to those data/results and always provided that copyright symbol appears together as follows below.

© DORNA WSBK ORGANIZATION Srl 2021



MotorLand Aragon 5.077 m

## Pirelli Aragon Round, 21-23 May 2021

Starting Grid - Tissot Superpole Race (10 Laps x 5,077 km = 50,770 km)

Pos	Number	Name	Team	Time	Pos
1	1	REA J.	Kawasaki	1'48.458	1
2	45	REDDING S.	Ducati	1'48.733	2
3	66	SYKES T.	BMW	1'48.840	3
4	22	LOWES A.	Kawasaki	1'48.890	4
5	7	DAVIES C.	Ducati	1'49.069	5
6	31	GERLOFF G.	Yamaha	1'49.185	6
7	91	HASLAM L.	Honda	1'49.246	7
8	19	BAUTISTA A.	Honda	1'49.338	8
9	21	RINALDI M.	Ducati	1'49.516	9
10	54	RAZGATLIOGLU T.	Yamaha	1'49.704	10
11	53	RABAT T.	Ducati	1'49.761	11
12	50	LAVERTY E.	BMW	1'49.767	12
13	44	MAHIAS L.	Kawasaki	1'49.951	13
14	55	LOCATELLI A.	Yamaha	1'49.962	14
15	60	VAN DER MARK M.	BMW	1'50.189	15
16	3	NOZANE K.	Yamaha	1'50.435	16
17	23	PONSSON C.	Yamaha	1'50.489	17
18	94	FOLGER J.	BMW	1'50.628	18
19	32	VINALES I.	Kawasaki	1'50.672	19
20	47	BASSANI A.	Ducati	1'51.107	20
21	76	CAVALIERI S.	Kawasaki	1'52.717	21
22	36	MERCADO L.	Honda	1'53.120	22
23	84	CRESSON L.	Kawasaki	1'53.649	23

23/05/2021 The Race Director .....

These data/results cannot be reproduced, stored and/or transmitted in whole or in part by any manner of electronic, mechanical, photocopying, recording, broadcasting or otherwise now known or herein after developed without the previous express consent by the copyright owner, except for reproduction in daily press and regular printed publications on sale to the public within 60 days of the event related to those data/results and always provided that copyright symbol appears together as follows below. © DORNA WSBK ORGANIZATION Srl 2021

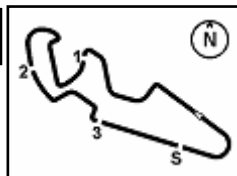
FIKR PERUGIA TIMING



Official Tyre Supplier



Official Timekeeper



## Pirelli Aragon Round, 21-23 May 2021 Best Sectors & Speed Warm Up

BEST LAP		
1	22 A. LOWES	Kawasaki ZX-10RR 2'02.530
2	45 S. REDDING	Ducati Panigale V4 R 2'02.649
3	1 J. REA	Kawasaki ZX-10RR 2'02.652
4	91 L. HASLAM	Honda CBR1000 RR-R 2'02.844
5	60 M. VAN DER MARK	BMW M 1000 RR 2'02.864
6	94 J. FOLGER	BMW M 1000 RR 2'03.472
7	21 M. RINALDI	Ducati Panigale V4 R 2'03.719
8	31 G. GERLOFF	Yamaha YZF R1 2'05.193
9	55 A. LOCATELLI	Yamaha YZF R1 2'05.250
10	66 T. SYKES	BMW M 1000 RR 2'05.419
11	7 C. DAVIES	Ducati Panigale V4 R 2'05.644
12	54 T. RAZGATLIOGLU	Yamaha YZF R1 2'05.927
13	19 A. BAUTISTA	Honda CBR1000 RR-R 2'06.463
14	3 K. NOZANE	Yamaha YZF R1 2'06.558
15	44 L. MAHIAS	Kawasaki ZX-10RR 2'06.761
16	50 E. LAVERTY	BMW M 1000 RR 2'07.660
17	32 I. VINALES	Kawasaki ZX-10RR 2'08.202
18	53 T. RABAT	Ducati Panigale V4 R 2'08.552
19	47 A. BASSANI	Ducati Panigale V4 R 2'08.934
20	76 S. CAVALIERI	Kawasaki ZX-10RR 2'09.670
21	36 L. MERCADO	Honda CBR1000 RR-R 2'10.107
22	84 L. CRESSON	Kawasaki ZX-10RR 2'11.270
23	23 C. PONSSON	Yamaha YZF R1 2'14.980

SPEED		
1	45 S. REDDING	Ducati Panigale V4 R 313.0
2	91 L. HASLAM	Honda CBR1000 RR-R 313.0
3	19 A. BAUTISTA	Honda CBR1000 RR-R 313.0
4	53 T. RABAT	Ducati Panigale V4 R 312.1
5	21 M. RINALDI	Ducati Panigale V4 R 312.1
6	47 A. BASSANI	Ducati Panigale V4 R 310.3
7	60 M. VAN DER MARK	BMW M 1000 RR 310.3
8	7 C. DAVIES	Ducati Panigale V4 R 308.6
9	50 E. LAVERTY	BMW M 1000 RR 308.6
10	1 J. REA	Kawasaki ZX-10RR 308.6
11	55 A. LOCATELLI	Yamaha YZF R1 307.7
12	22 A. LOWES	Kawasaki ZX-10RR 305.9
13	94 J. FOLGER	BMW M 1000 RR 305.9
14	31 G. GERLOFF	Yamaha YZF R1 305.9
15	66 T. SYKES	BMW M 1000 RR 305.1
16	54 T. RAZGATLIOGLU	Yamaha YZF R1 304.2
17	3 K. NOZANE	Yamaha YZF R1 302.5
18	36 L. MERCADO	Honda CBR1000 RR-R 300.8
19	32 I. VINALES	Kawasaki ZX-10RR 300.0
20	44 L. MAHIAS	Kawasaki ZX-10RR 298.3
21	23 C. PONSSON	Yamaha YZF R1 295.9
22	84 L. CRESSON	Kawasaki ZX-10RR 293.5
23	76 S. CAVALIERI	Kawasaki ZX-10RR 291.1

SEG. 1		
1	22 A. LOWES	35.430
2	1 J. REA	35.499
3	60 M. VAN DER MARK	35.536
4	45 S. REDDING	35.586
5	91 L. HASLAM	35.821
6	94 J. FOLGER	35.911
7	21 M. RINALDI	36.090
8	55 A. LOCATELLI	36.293
9	31 G. GERLOFF	36.421
10	3 K. NOZANE	36.469
11	66 T. SYKES	36.469
12	19 A. BAUTISTA	36.673
13	54 T. RAZGATLIOGLU	36.699
14	7 C. DAVIES	36.816
15	44 L. MAHIAS	37.086
16	32 I. VINALES	37.337
17	50 E. LAVERTY	37.372
18	47 A. BASSANI	37.510
19	53 T. RABAT	37.704
20	76 S. CAVALIERI	37.728
21	84 L. CRESSON	38.186
22	36 L. MERCADO	38.253
23	23 C. PONSSON	39.332

SEG. 2		
1	1 J. REA	34.549
2	22 A. LOWES	34.615
3	91 L. HASLAM	34.717
4	21 M. RINALDI	34.843
5	60 M. VAN DER MARK	34.918
6	45 S. REDDING	34.968
7	94 J. FOLGER	35.021
8	66 T. SYKES	35.431
9	7 C. DAVIES	35.529
10	55 A. LOCATELLI	35.580
11	31 G. GERLOFF	35.665
12	44 L. MAHIAS	35.688
13	54 T. RAZGATLIOGLU	35.712
14	19 A. BAUTISTA	35.868
15	3 K. NOZANE	35.944
16	32 I. VINALES	36.118
17	50 E. LAVERTY	36.282
18	47 A. BASSANI	36.750
19	76 S. CAVALIERI	36.792
20	53 T. RABAT	36.798
21	36 L. MERCADO	36.979
22	84 L. CRESSON	37.236
23	23 C. PONSSON	38.348

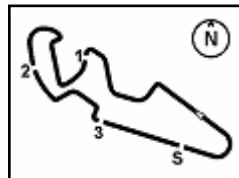
SEG. 3		
1	22 A. LOWES	23.744
2	1 J. REA	23.799
3	45 S. REDDING	23.807
4	94 J. FOLGER	23.977
5	60 M. VAN DER MARK	24.013
6	91 L. HASLAM	24.032
7	31 G. GERLOFF	24.260
8	21 M. RINALDI	24.271
9	55 A. LOCATELLI	24.393
10	7 C. DAVIES	24.448
11	66 T. SYKES	24.582
12	54 T. RAZGATLIOGLU	24.678
13	50 E. LAVERTY	24.801
14	3 K. NOZANE	24.804
15	44 L. MAHIAS	24.820
16	32 I. VINALES	24.882
17	19 A. BAUTISTA	24.887
18	76 S. CAVALIERI	25.213
19	36 L. MERCADO	25.221
20	53 T. RABAT	25.319
21	47 A. BASSANI	25.433
22	84 L. CRESSON	25.800
23	23 C. PONSSON	26.756

SEG. 4		
1	91 L. HASLAM	28.274
2	45 S. REDDING	28.283
3	60 M. VAN DER MARK	28.397
4	21 M. RINALDI	28.515
5	94 J. FOLGER	28.563
6	22 A. LOWES	28.650
7	53 T. RABAT	28.721
8	54 T. RAZGATLIOGLU	28.775
9	1 J. REA	28.803
10	19 A. BAUTISTA	28.812
11	31 G. GERLOFF	28.837
12	7 C. DAVIES	28.851
13	55 A. LOCATELLI	28.887
14	66 T. SYKES	28.937
15	44 L. MAHIAS	29.167
16	50 E. LAVERTY	29.205
17	3 K. NOZANE	29.223
18	47 A. BASSANI	29.241
19	36 L. MERCADO	29.654
20	32 I. VINALES	29.702
21	84 L. CRESSON	29.818
22	76 S. CAVALIERI	29.937
23	23 C. PONSSON	30.278

23/05/2021

These data/results cannot be reproduced, stored and/or transmitted in whole or in part by any manner of electronic, mechanical, photocopying, recording, broadcasting or otherwise now known or herein after developed without the previous express consent by the copyright owner, except for reproduction in daily press and regular printed publications on sale to the public within 60 days of the event related to those data/results and always provided that copyright symbol appears together as follows below.

© DORNA WSBK ORGANIZATION Srl 2021



MotorLand Aragon 5.077 m

## Pirelli Aragon Round, 21-23 May 2021

### Ideal Times Warm Up

No.	Rider	Nat	Bike	Seg. 1	Seg. 2	Seg. 3	Seg. 4	Ideal Time		
				Diff. 1	Diff. 2	Diff. 3	Diff. 4	Best Lap	Pos.	Diff.
1	<b>22 A. LOWES</b>	GBR	Kawasaki ZX-10RR	<b>35.430</b> +0.039	34.615	<b>23.744</b> +0.044	28.650 +0.008	<b>2'02.439</b> 2'02.530	1	0.091
2	<b>45 S. REDDING</b>	GBR	Ducati Panigale V4 R	35.586	34.968	23.807	28.283 +0.005	<b>2'02.644</b> 2'02.649	2	0.005
3	<b>1 J. REA</b>	GBR	Kawasaki ZX-10RR	35.499	<b>34.549</b>	23.799 +0.002	28.803	<b>2'02.650</b> 2'02.652	3	0.002
4	<b>91 L. HASLAM</b>	GBR	Honda CBR1000 RR-R	35.821	34.717	24.032	<b>28.274</b>	<b>2'02.844</b> 2'02.844	4	
5	<b>60 M. VAN DER MARK</b>	NED	BMW M 1000 RR	35.536	34.918	24.013	28.397	<b>2'02.864</b> 2'02.864	5	
6	<b>94 J. FOLGER</b>	GER	BMW M 1000 RR	35.911	35.021	23.977	28.563	<b>2'03.472</b> 2'03.472	6	
7	<b>21 M. RINALDI</b>	ITA	Ducati Panigale V4 R	36.090	34.843	24.271	28.515	<b>2'03.719</b> 2'03.719	7	
8	<b>55 A. LOCATELLI</b>	ITA	Yamaha YZF R1	36.293	35.580 +0.097	24.393	28.887	<b>2'05.153</b> 2'05.250	9	0.097
9	<b>31 G. GERLOFF</b>	USA	Yamaha YZF R1	36.421	35.665 +0.010	24.260	28.837	<b>2'05.183</b> 2'05.193	8	0.010
10	<b>66 T. SYKES</b>	GBR	BMW M 1000 RR	36.469	35.431	24.582	28.937	<b>2'05.419</b> 2'05.419	10	
11	<b>7 C. DAVIES</b>	GBR	Ducati Panigale V4 R	36.816	35.529	24.448	28.851	<b>2'05.644</b> 2'05.644	11	
12	<b>54 T. RAZGATLIOGLU</b>	TUR	Yamaha YZF R1	36.699	35.712	24.678	28.775 +0.063	<b>2'05.864</b> 2'05.927	12	0.063
13	<b>19 A. BAUTISTA</b>	ESP	Honda CBR1000 RR-R	36.673 +0.079	35.868	24.887 +0.069	28.812 +0.075	<b>2'06.240</b> 2'06.463	13	0.223
14	<b>3 K. NOZANE</b>	JPN	Yamaha YZF R1	36.469	35.944 +0.052	24.804	29.223 +0.066	<b>2'06.440</b> 2'06.558	14	0.118
15	<b>44 L. MAHIAS</b>	FRA	Kawasaki ZX-10RR	37.086	35.688	24.820	29.167	<b>2'06.761</b> 2'06.761	15	
16	<b>50 E. LAVERTY</b>	IRL	BMW M 1000 RR	37.372	36.282	24.801	29.205	<b>2'07.660</b> 2'07.660	16	
17	<b>32 I. VINALES</b>	ESP	Kawasaki ZX-10RR	37.337	36.118 +0.163	24.882	29.702	<b>2'08.039</b> 2'08.202	17	0.163
18	<b>53 T. RABAT</b>	ESP	Ducati Panigale V4 R	37.704	36.798 +0.010	25.319	28.721	<b>2'08.542</b> 2'08.552	18	0.010
19	<b>47 A. BASSANI</b>	ITA	Ducati Panigale V4 R	37.510	36.750	25.433	29.241	<b>2'08.934</b> 2'08.934	19	
20	<b>76 S. CAVALIERI</b>	ITA	Kawasaki ZX-10RR	37.728	36.792	25.213	29.937	<b>2'09.670</b> 2'09.670	20	
21	<b>36 L. MERCADO</b>	ARG	Honda CBR1000 RR-R	38.253	36.979	25.221	29.654	<b>2'10.107</b> 2'10.107	21	
22	<b>84 L. CRESSON</b>	BEL	Kawasaki ZX-10RR	38.186	37.236	25.800	29.818 +0.230	<b>2'11.040</b> 2'11.270	22	0.230
23	<b>23 C. PONSSON</b>	FRA	Yamaha YZF R1	39.332 +0.266	38.348	26.756	30.278	<b>2'14.714</b> 2'14.980	23	0.266
<b>Overall Ideal Time</b>				<b>35.430</b>	<b>34.549</b>	<b>23.744</b>	<b>28.274</b>	<b>2'01.997</b>		

23/05/2021

These data/results cannot be reproduced, stored and/or transmitted in whole or in part by any manner of electronic, mechanical, photocopying, recording, broadcasting or otherwise now known or herein after developed without the previous express consent by the copyright owner, except for reproduction in daily press and regular printed publications on sale to the public within 60 days of the event related to those data/results and always provided that copyright symbol appears together as follows below.

© DORNA WSBK ORGANIZATION Srl 2021

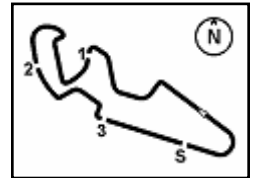
FICR PERUGIA TIMING



Official Tyre Supplier



Official Timekeeper



## Pirelli Aragon Round, 21-23 May 2021 Chronological Analysis Warm Up

1° 22 A. LOWES (2'02.530)								7° 21 M. RINALDI (2'03.719)							
Lap	Seg.1	Seg.2	Seg.3	Seg.4	Lap Time	km/h	Local Time	Lap	Seg.1	Seg.2	Seg.3	Seg.4	Lap Time	km/h	Local Time
1		38.357	26.601	30.371		302,5	9:02'29.151	1		39.430	27.475	30.469		288,8	9:02'50.112
2	38.646	36.435	25.363	29.397	2'09.841	303,4	9:04'38.992	2	39.174	36.877	26.215	29.640	2'11.906	306,8	9:05'02.018
3	36.502	35.340	24.415	29.160	2'05.417	303,4	9:06'44.409	3	37.744	36.270	25.495	29.188	2'08.697	305,1	9:07'10.715
4	35.814	35.169	24.197	28.842	2'04.022	304,2	9:08'48.431	4	36.780	35.565	25.119	29.251	2'06.715	309,5	9:09'17.430
5	35.584	34.936	23.985	28.830	2'03.335	305,1	9:10'51.766	5	36.779	35.846	24.627	28.927	2'06.179	309,5	9:11'23.609
6	35.701	34.864	23.906	28.686	2'03.157	<b>305,9</b>	9:12'54.923	6	36.310	35.157	24.523	28.706	2'04.696	310,3	9:13'28.305
7	35.469	<b>34.615</b>	23.788	28.658	<b>2'02.530</b>	305,1	9:14'57.453	7	<b>36.090</b>	<b>34.843</b>	<b>24.271</b>	<b>28.515</b>	<b>2'03.719</b>	<b>312,1</b>	9:15'32.024
8	<b>35.430</b>	34.737	<b>23.744</b>	<b>28.650</b>	2'02.561	<b>305,9</b>	9:17'00.014								

2° 45 S. REDDING (2'02.649)								8° 31 G. GERLOFF (2'05.193)							
Lap	Seg.1	Seg.2	Seg.3	Seg.4	Lap Time	km/h	Local Time	Lap	Seg.1	Seg.2	Seg.3	Seg.4	Lap Time	km/h	Local Time
1		38.147	26.162	34.241		308,6	9:02'28.723	1		38.986	27.022	30.475		300,8	9:03'20.815
2	3'54.817	36.864	25.225	28.912	5'25.818P	310,3	9:07'54.541	2	38.519	37.500	27.296	29.477	2'12.792	303,4	9:05'33.607
3	36.936	35.701	24.510	28.596	2'05.743	312,1	9:10'00.284	3	37.828	36.986	25.159	29.371	2'09.344	305,1	9:07'42.951
4	35.901	34.972	24.004	28.428	2'03.305	<b>313,0</b>	9:12'03.589	4	36.970	36.293	24.909	29.027	2'07.199	<b>305,9</b>	9:09'50.150
5	35.703	35.111	23.886	<b>28.283</b>	2'02.983	311,2	9:14'06.572	5	37.096	<b>35.934</b>	24.639	29.073	2'06.742	<b>304,2</b>	9:11'56.892
6	<b>35.586</b>	<b>34.968</b>	<b>23.807</b>	28.288	<b>2'02.649</b>	310,3	9:16'09.221	6	36.663	<b>35.665</b>	24.415	28.933	2'05.676	<b>305,9</b>	9:14'02.568
								7	<b>36.421</b>	35.675	<b>24.260</b>	<b>28.837</b>	<b>2'05.193</b>	<b>305,9</b>	9:16'07.761

3° 1 J. REA (2'02.652)								9° 55 A. LOCATELLI (2'05.250)							
Lap	Seg.1	Seg.2	Seg.3	Seg.4	Lap Time	km/h	Local Time	Lap	Seg.1	Seg.2	Seg.3	Seg.4	Lap Time	km/h	Local Time
1		38.040	25.384	30.346		305,1	9:02'11.460	1		38.546	26.617	30.427		301,7	9:05'42.967
2	38.089	36.479	24.743	29.372	2'08.683	304,2	9:04'20.143	2	38.223	36.601	25.559	29.552	2'09.935	<b>307,7</b>	9:07'52.902
3	37.196	35.752	24.322	29.141	2'06.411	305,9	9:06'26.554	3	37.010	36.273	24.915	29.154	2'07.352	305,1	9:10'00.254
4	36.561	35.323	24.265	28.940	2'05.089	305,9	9:08'31.643	4	36.737	35.754	24.512	29.141	2'06.144	305,9	9:12'06.398
5	36.157	35.045	23.999	29.018	2'04.219	305,9	9:10'35.862	5	36.444	<b>35.580</b>	24.663	29.225	2'05.912	305,9	9:14'12.310
6	35.932	34.852	23.891	28.892	2'03.567	305,1	9:12'39.429	6	<b>36.293</b>	35.677	<b>24.393</b>	<b>28.887</b>	<b>2'05.250</b>	305,9	9:16'17.560
7	35.594	34.762	<b>23.799</b>	28.837	2'02.992	305,9	9:14'42.421								
8	<b>35.499</b>	<b>34.549</b>	23.801	<b>28.803</b>	<b>2'02.652</b>	<b>308,6</b>	9:16'45.073								

4° 91 L. HASLAM (2'02.844)								10° 66 T. SYKES (2'05.419)							
Lap	Seg.1	Seg.2	Seg.3	Seg.4	Lap Time	km/h	Local Time	Lap	Seg.1	Seg.2	Seg.3	Seg.4	Lap Time	km/h	Local Time
1		40.032	27.034	30.233		301,7	9:02'19.449	1		40.754	27.683	31.148		286,5	9:07'14.945
2	38.715	36.742	25.245	29.355	2'10.057	305,1	9:04'29.506	2	39.743	37.323	25.830	29.704	2'12.600	304,2	9:09'27.545
3	37.454	35.852	24.740	28.999	2'07.045	305,9	9:06'36.551	3	37.476	36.274	25.052	29.199	2'08.001	<b>305,1</b>	9:11'35.546
4	36.278	36.181	24.318	28.883	2'05.660	305,9	9:08'42.211	4	36.721	36.043	24.789	29.143	2'06.696	<b>305,1</b>	9:13'42.242
5	36.560	36.375	24.460	29.111	2'06.506	307,7	9:10'48.717	5	<b>36.469</b>	<b>35.431</b>	<b>24.582</b>	<b>28.937</b>	<b>2'05.419</b>	304,2	9:15'47.661
6	36.123	35.065	24.186	28.582	2'03.956	309,5	9:12'52.673								
7	36.027	34.755	24.188	28.481	2'03.451	310,3	9:14'56.124								
8	<b>35.821</b>	<b>34.717</b>	<b>24.032</b>	<b>28.274</b>	<b>2'02.844</b>	<b>313,0</b>	9:16'58.968								

5° 60 M. VAN DER MARK (2'02.864)								11° 7 C. DAVIES (2'05.644)							
Lap	Seg.1	Seg.2	Seg.3	Seg.4	Lap Time	km/h	Local Time	Lap	Seg.1	Seg.2	Seg.3	Seg.4	Lap Time	km/h	Local Time
1		37.654	26.507	29.793		303,4	9:02'23.578	1		39.053	26.894	30.816		300,8	9:05'20.997
2	37.855	36.357	24.842	29.191	2'08.245	304,2	9:04'31.823	2	39.501	37.223	25.515	30.152	2'12.391	306,8	9:07'33.388
3	36.853	35.706	24.484	28.881	2'05.924	304,2	9:06'37.747	3	38.371	36.426	24.992	29.568	2'09.357	307,7	9:09'42.745
4	36.168	35.447	24.490	28.708	2'04.813	<b>310,3</b>	9:08'42.560	4	37.258	36.033	24.789	29.050	2'07.130	<b>308,6</b>	9:11'49.875
5	36.360	35.787	24.510	28.793	2'05.450	304,2	9:10'48.010	5	37.128	35.754	25.823	28.885	2'07.590	307,7	9:13'57.465
6	36.060	35.213	24.408	28.667	2'04.348	306,8	9:12'52.358	6	<b>36.816</b>	<b>35.529</b>	<b>24.448</b>	<b>28.851</b>	<b>2'05.644</b>	<b>308,6</b>	9:16'03.109
7	35.778	35.042	24.220	28.517	2'03.557	305,1	9:14'55.915								
8	<b>35.536</b>	<b>34.918</b>	<b>24.013</b>	<b>28.397</b>	<b>2'02.864</b>	306,8	9:16'58.779								

6° 94 J. FOLGER (2'03.472)								12° 54 T. RAZGATLIOGLU (2'05.927)							
Lap	Seg.1	Seg.2	Seg.3	Seg.4	Lap Time	km/h	Local Time	Lap	Seg.1	Seg.2	Seg.3	Seg.4	Lap Time	km/h	Local Time
1		38.909	25.952	30.197		303,4	9:06'29.024	1		39.093	26.341	30.130		<b>304,2</b>	9:02'31.176
2	37.591	36.640	24.965	29.646	2'08.842	304,2	9:08'37.866	2	38.768	37.341	25.332	29.782	2'11.223	303,4	9:04'42.399
3	36.561	35.668	24.406	29.291	2'05.926	305,1	9:10'43.792	3	37.563	36.615	24.882	29.295	2'08.355	<b>304,2</b>	9:06'50.754
4	36.703	35.645	24.333	29.158	2'05.839	303,4	9:12'49.631	4	37.489	37.353	25.156	29.973	2'09.971	287,2	9:09'00.725
5	36.160	35.154	24.140	28.780	2'04.234	<b>305,9</b>	9:14'53.865	5	38.174	36.397	25.413	29.959	2'09.943	301,7	9:11'10.668
6	<b>35.911</b>	<b>35.021</b>	<b>23.977</b>	<b>28.563</b>	<b>2'03.472</b>	<b>305,9</b>	9:16'57.337	6	37.028	35.727	24.903	<b>28.775</b>	2'06.433	<b>304,2</b>	9:13'17.101
								7	<b>36.699</b>	<b>35.712</b>	<b>24.678</b>	28.838	<b>2'05.927</b>	303,4	9:15'23.028

13° 19 A. BAUTISTA (2'06.463)							
Lap	Seg.1	Seg.2	Seg.3	Seg.4	Lap Time	km/h	Local Time
1		39.327	27.579	31.038		289,5	9:02'39.805
2	39.448	38.162	26.334	30.061	2'14.005	308,6	9:04'53.810
3	37.849	36.929	25.099	29.277	2'09.154	311,2	9:07'02.964

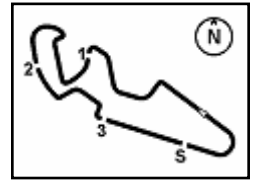
23/05/2021 P = Pits In/Out - C = Lap Time Cancelled

These data/results cannot be reproduced, stored and/or transmitted in whole or in part by any manner of electronic, mechanical, photocopying, recording, broadcasting or otherwise now known or herein after developed without the previous express consent by the copyright owner, except for reproduction in daily press and regular printed publications on sale to the public within 60 days of the event related to those data/results and always provided that copyright symbol appears together as follows below.

© DORNA WSBK ORGANIZATION Srl 2021







## Pirelli Aragon Round, 21-23 May 2021 Chronological Analysis Warm Up

MotorLand Aragon 5.077 m

2 / 2

4	37.184	36.422	25.597	29.227	2'08.430	<b>313,0</b>	9:09'11.394
5	37.095	36.208	<b>24.887</b>	<b>28.812</b>	2'07.002	311,2	9:11'18.396
6	36.752	<b>35.868</b>	24.956	28.887	<b>2'06.463</b>	309,5	9:13'24.859
7	<b>36.673</b>	35.994	24.927	28.875	2'06.469	310,3	9:15'31.328

7	<b>37.510</b>	<b>36.750</b>	<b>25.433</b>	<b>29.241</b>	<b>2'08.934</b>	309,5	9:16'36.215
---	---------------	---------------	---------------	---------------	-----------------	-------	-------------

### 14° 3 K. NOZANE (2'06.558)

Lap	Seg.1	Seg.2	Seg.3	Seg.4	Lap Time	km/h	Local Time
1		38.435	26.219	30.066		290,3	9:02'29.202
2	38.355	36.887	25.511	29.561	2'10.314	<b>302,5</b>	9:04'39.516
3	37.560	36.361	25.007	29.643	2'08.571	301,7	9:06'48.087
4	37.102	36.075	24.908	29.606	2'07.691	301,7	9:08'55.778
5	36.926	<b>35.944</b>	24.964	29.333	2'07.167	301,7	9:11'02.945
6	36.713	36.274	24.961	<b>29.223</b>	2'07.171	300,8	9:13'10.116
7	<b>36.469</b>	35.996	<b>24.804</b>	29.289	<b>2'06.558</b>	301,7	9:15'16.674

### 15° 44 L. MAHIAS (2'06.761)

Lap	Seg.1	Seg.2	Seg.3	Seg.4	Lap Time	km/h	Local Time
1		39.704	27.454	30.526		291,9	9:02'29.928
2	38.637	36.890	25.741	29.889	2'11.157	296,7	9:04'41.085
3	37.536	37.343	25.067	29.871	2'09.817	295,9	9:06'50.902
4	37.590	36.695	25.224	30.594	2'10.103	295,9	9:09'01.005
5	37.744	36.287	25.045	29.634	2'08.710	295,9	9:11'09.715
6	37.380	35.995	24.958	29.337	2'07.670	295,9	9:13'17.385
7	<b>37.086</b>	<b>35.688</b>	<b>24.820</b>	<b>29.167</b>	<b>2'06.761</b>	<b>298,3</b>	9:15'24.146

### 16° 50 E. LAVERTY (2'07.660)

Lap	Seg.1	Seg.2	Seg.3	Seg.4	Lap Time	km/h	Local Time
1		40.038	26.939	31.480		295,1	9:02'43.872
2	39.951	38.477	26.035	30.196	2'14.659	306,8	9:04'58.531
3	39.283	38.175	26.126	30.034	2'13.618	307,7	9:07'12.149
4	38.716	37.466	25.781	29.587	2'11.550	305,9	9:09'23.699
5	38.081	37.188	25.495	29.479	2'10.243	306,8	9:11'33.942
6	38.086	37.136	25.201	29.233	2'09.656	<b>308,6</b>	9:13'43.598
7	<b>37.372</b>	<b>36.282</b>	<b>24.801</b>	<b>29.205</b>	<b>2'07.660</b>	<b>308,6</b>	9:15'51.258

### 17° 32 I. VINALES (2'08.202)

Lap	Seg.1	Seg.2	Seg.3	Seg.4	Lap Time	km/h	Local Time
1		40.478	27.299	31.204		291,1	9:02'20.165
2	39.820	38.261	26.004	30.386	2'14.471	298,3	9:04'34.636
3	38.132	37.152	25.909	30.325	2'11.518	294,3	9:06'46.154
4	38.275	36.862	25.794	29.959	2'10.890	<b>300,0</b>	9:08'57.044
5	38.015	36.962	25.296	29.742	2'10.015	296,7	9:11'07.059
6	37.434	<b>36.118</b>	25.123	29.723	2'08.398	296,7	9:13'15.457
7	<b>37.337</b>	36.281	<b>24.882</b>	<b>29.702</b>	<b>2'08.202</b>	296,7	9:15'23.659

### 18° 53 T. RABAT (2'08.552)

Lap	Seg.1	Seg.2	Seg.3	Seg.4	Lap Time	km/h	Local Time
1		42.801	29.464	37.291		300,8	9:02'31.600
2	3'21.444	39.715	27.595	32.154	5'00.908P	305,9	9:07'32.508
3	40.089	38.999	27.389	30.220	2'16.697	306,8	9:09'49.205
4	39.494	37.822	26.355	29.597	2'13.268	308,6	9:12'02.473
5	37.986	<b>36.798</b>	26.010	29.207	2'10.001	<b>312,1</b>	9:14'12.474
6	<b>37.704</b>	36.808	<b>25.319</b>	<b>28.721</b>	<b>2'08.552</b>	310,3	9:16'21.026

### 19° 47 A. BASSANI (2'08.934)

Lap	Seg.1	Seg.2	Seg.3	Seg.4	Lap Time	km/h	Local Time
1		38.983	27.300	30.574		303,4	9:03'24.982
2	39.311	38.165	26.491	29.911	2'13.878	309,5	9:05'38.860
3	38.697	37.400	26.141	34.633	2'16.871	<b>310,3</b>	9:07'55.731
4	38.635	37.237	26.108	29.634	2'11.614	307,7	9:10'07.345
5	38.158	36.847	25.847	29.500	2'10.352	<b>310,3</b>	9:12'17.697
6	37.632	36.791	25.665	29.496	2'09.584	307,7	9:14'27.281

### 20° 76 S. CAVALIERI (2'09.670)

Lap	Seg.1	Seg.2	Seg.3	Seg.4	Lap Time	km/h	Local Time
1		44.147	29.434	33.582		265,4	9:03'26.392
2	40.561	38.714	26.466	31.375	2'17.116	286,5	9:05'43.508
3	39.433	38.320	26.052	31.657	2'15.462	288,8	9:07'58.970
4	38.593	37.576	25.825	30.700	2'12.694	290,3	9:10'11.664
5	38.631	37.479	25.551	30.359	2'12.020	290,3	9:12'23.684
6	38.056	36.862	25.287	30.079	2'10.284	<b>291,1</b>	9:14'33.968
7	<b>37.728</b>	<b>36.792</b>	<b>25.213</b>	<b>29.937</b>	<b>2'09.670</b>	<b>291,1</b>	9:16'43.638

### 21° 36 L. MERCADO (2'10.107)

Lap	Seg.1	Seg.2	Seg.3	Seg.4	Lap Time	km/h	Local Time
1		42.226	27.952	31.967		287,2	9:03'18.531
2	41.609	39.199	26.709	30.323	2'17.840	298,3	9:05'36.371
3	39.492	37.895	26.038	43.123	2'26.548P	299,2	9:08'02.919
4	2'38.471	39.086	26.142	30.281	4'13.980P	297,5	9:12'16.899
5	38.816	37.639	25.486	29.870	2'11.811	<b>300,8</b>	9:14'28.710
6	<b>38.253</b>	<b>36.979</b>	<b>25.221</b>	<b>29.654</b>	<b>2'10.107</b>	300,0	9:16'38.817

### 22° 84 L. CRESSON (2'11.270)

Lap	Seg.1	Seg.2	Seg.3	Seg.4	Lap Time	km/h	Local Time
1		38.761	27.806	31.022		290,3	9:03'24.071
2	39.159	38.400	26.977	30.640	2'15.176	<b>293,5</b>	9:05'39.247
3	38.815	38.024	26.707	30.553	2'14.099	<b>293,5</b>	9:07'53.346
4	38.728	37.339	30.330	30.182	2'16.579	<b>293,5</b>	9:10'09.925
5	38.411	37.733	26.079	30.249	2'12.472	<b>293,5</b>	9:12'22.397
6	<b>38.186</b>	<b>37.236</b>	<b>25.800</b>	30.048	<b>2'11.270</b>	<b>293,5</b>	9:14'33.667
7	39.101	37.663	26.165	<b>29.818</b>	2'12.747	<b>293,5</b>	9:16'46.414

### 23° 23 C. PONSSON (2'14.980)

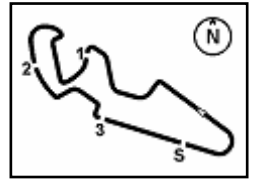
Lap	Seg.1	Seg.2	Seg.3	Seg.4	Lap Time	km/h	Local Time
1		40.899	27.813	31.448		293,5	9:02'21.814
2	40.018	40.914	28.073	31.353	2'20.358	291,9	9:04'42.172
3	39.484	38.722	26.823	30.847	2'15.876	<b>295,9</b>	9:06'58.048
4	39.598	<b>38.348</b>	<b>26.756</b>	<b>30.278</b>	<b>2'14.980</b>	<b>295,9</b>	9:09'13.028
5	<b>39.332</b>	38.699	27.549	36.212	2'21.792P	290,3	9:11'34.820

23/05/2021 P = Pits In/Out - C = Lap Time Cancelled

These data/results cannot be reproduced, stored and/or transmitted in whole or in part by any manner of electronic, mechanical, photocopying, recording, broadcasting or otherwise now known or herein after developed without the previous express consent by the copyright owner, except for reproduction in daily press and regular printed publications on sale to the public within 60 days of the event related to those data/results and always provided that copyright symbol appears together as follows below.

© DORNA WSBK ORGANIZATION Srl 2021





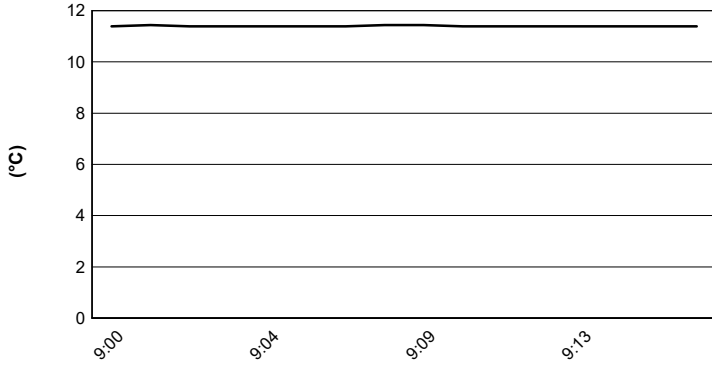
MotorLand Aragon 5.077 m

**Pirelli Aragon Round, 21-23 May 2021**

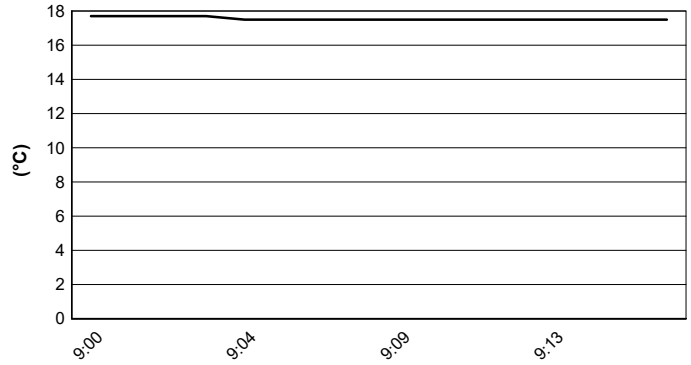
**Weather Report Warm Up**

Session started 09:00 - Session ended 9:17

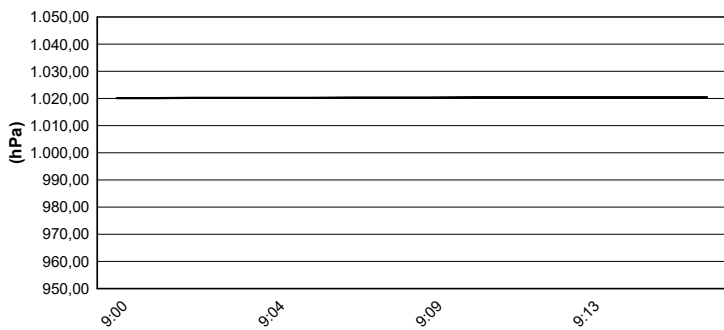
### Air Temperature



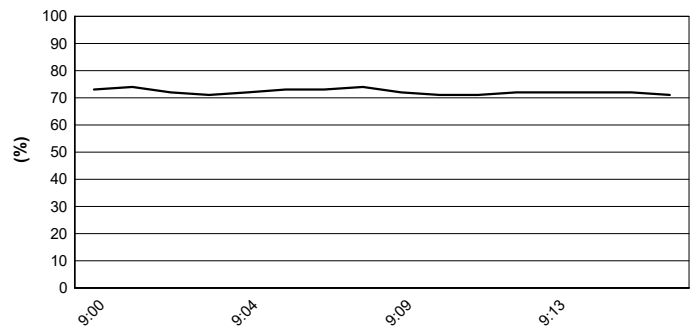
### Track Temperature



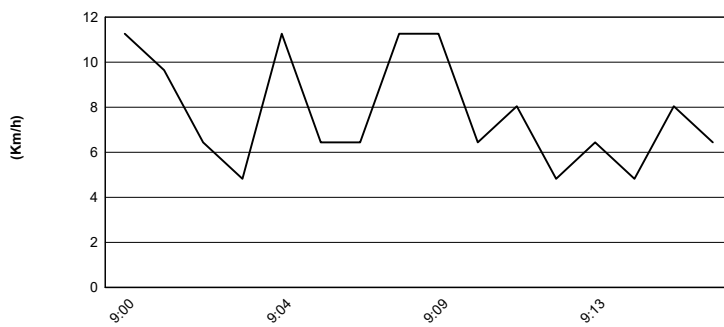
### Air Pressure



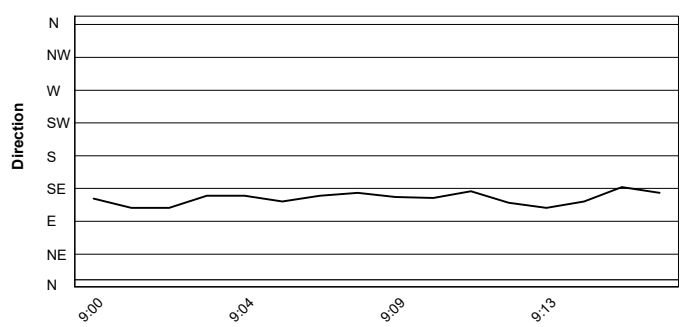
### Humidity



### Wind Speed



### Wind Direction



23/05/2021

These data/results cannot be reproduced, stored and/or transmitted in whole or in part by any manner of electronic, mechanical, photocopying, recording, broadcasting or otherwise now known or herein after developed without the previous express consent by the copyright owner, except for reproduction in daily press and regular printed publications on sale to the public within 60 days of the event related to those data/results and always provided that copyright symbol appears together as follows below.

© DORNA WSBK ORGANIZATION Srl 2021

