

Pirelli Aragon Round, 21-23 May 2021

Chronological Analysis Race 1

Start at 15:15'48.741

1 / 4

1° 4 S. ODENDAAL (1'54.800)							
Lap	Seg.1	Seg.2	Seg.3	Seg.4	Lap Time	km/h	Local Time
1		32.575	22.097	27.985	1'58.119	276.9	15:17'46.860
2	32.806	32.173	22.359	28.419	1'55.757	269,3	15:19'42.617
3	32.640	32.365	22.140	27.969	1'55.114	272,0	15:21'37.731
4	32.637	32.202	22.478	28.105	1'55.422	273,4	15:23'33.153
5	32.539	32.129	22.078	28.054	1'54.800	274,1	15:25'27.953
6	32.693	32.165	22.305	28.010	1'55.173	272,7	15:27'23.126
7	32.670	32.130	22.111	28.056	1'54.967	272,0	15:29'18.093
8	32.505	32.245	22.318	28.122	1'55.190	269,3	15:31'13.283
9	32.730	32.286	22.237	28.091	1'55.344	272,7	15:33'08.627
10	32.642	32.475	22.163	28.144	1'55.424	271,4	15:35'04.051
11	32.846	32.348	22.225	28.158	1'55.577	271,4	15:36'59.628
12	32.803	32.477	22.331	28.212	1'55.823	273,4	15:38'55.451
13	32.650	32.378	22.208	28.200	1'55.256	270,0	15:40'50.707
14	33.007	32.360	22.159	28.186	1'55.712	266,7	15:42'46.419
15	33.130	32.400	22.324	28.090	1'55.944	267,3	15:44'42.363
Race Time 28'53.622							

2° 77 D. AEGERTER (1'54.881)							
Lap	Seg.1	Seg.2	Seg.3	Seg.4	Lap Time	km/h	Local Time
1		32.605	21.944	28.126	1'57.896	268,0	15:17'46.637
2	32.467	32.283	21.911	28.307	1'54.968	268,0	15:19'41.605
3	32.695	32.267	21.934	28.535	1'55.431	262,8	15:21'37.036
4	32.585	32.225	22.059	28.277	1'55.146	265,4	15:23'32.182
5	32.539	32.130	21.881	28.331	1'54.881	266,0	15:25'27.063
6	32.458	32.264	22.041	28.160	1'54.923	270,0	15:27'21.986
7	32.551	32.279	22.041	28.218	1'55.089	266,0	15:29'17.075
8	32.502	32.245	22.181	28.135	1'55.063	269,3	15:31'12.138
9	32.771	32.367	22.226	28.265	1'55.629	270,0	15:33'07.767
10	32.827	32.452	22.225	28.388	1'55.892	266,0	15:35'03.659
11	32.812	32.510	22.105	28.269	1'55.696	264,1	15:36'59.355
12	32.768	32.510	22.308	28.150	1'55.736	270,0	15:38'55.091
13	32.787	32.259	22.029	28.435	1'55.510	259,0	15:40'50.601
14	32.991	32.284	22.128	28.505	1'55.908	259,0	15:42'46.509
15	32.929	32.426	22.131	28.467	1'55.953	257,8	15:44'42.462
Race Time 28'53.721							

3° 5 P. OETTL (1'54.767)							
Lap	Seg.1	Seg.2	Seg.3	Seg.4	Lap Time	km/h	Local Time
1		32.646	21.919	27.964	1'57.606	269,3	15:17'46.347
2	32.599	32.264	21.938	28.117	1'54.918	266,7	15:19'41.265
3	32.900	32.088	22.103	28.534	1'55.625	266,7	15:21'36.890
4	32.503	32.097	22.006	28.161	1'54.767	266,0	15:23'31.657
5	32.452	32.344	22.002	28.230	1'55.028	266,7	15:25'26.685
6	32.536	32.376	22.080	28.122	1'55.114	270,7	15:27'21.799
7	32.514	32.264	21.941	28.223	1'54.942	265,4	15:29'16.741
8	32.641	32.282	22.153	28.135	1'55.211	266,0	15:31'11.952
9	32.824	32.320	22.254	28.241	1'55.639	266,7	15:33'07.591
10	32.891	32.371	22.299	28.393	1'55.954	261,5	15:35'03.545
11	32.816	32.409	22.203	28.262	1'55.690	263,4	15:36'59.235
12	32.786	32.494	22.316	28.599	1'56.195	262,8	15:38'55.430
13	32.970	32.355	22.267	28.257	1'55.849	268,0	15:40'51.279
14	32.920	32.554	22.355	28.352	1'56.181	264,7	15:42'47.460
15	33.031	33.091	22.534	28.882	1'57.538	264,7	15:44'44.998
Race Time 28'56.257							

4° 29 L. BERNARDI (1'55.196)							
Lap	Seg.1	Seg.2	Seg.3	Seg.4	Lap Time	km/h	Local Time
1		33.085	22.135	28.335	2'00.222	271,4	15:17'48.963
2	32.757	32.368	22.070	28.209	1'55.404	273,4	15:19'44.367
3	32.891	32.356	22.099	28.479	1'55.825	271,4	15:21'40.192
4	32.738	32.227	21.923	28.358	1'55.246	270,0	15:23'35.438
5	32.879	32.314	21.968	28.321	1'55.482	271,4	15:25'30.920
6	32.801	32.370	21.997	28.302	1'55.470	272,7	15:27'26.390
7	33.120	32.497	22.363	28.168	1'56.148	272,0	15:29'22.538

8	32.675	32.393	21.845	28.283	1'55.196	268,7	15:31'17.734
9	32.765	32.308	21.798	28.531	1'55.402	269,3	15:33'13.136
10	32.976	32.338	21.870	28.439	1'55.623	266,0	15:35'08.759
11	32.743	32.394	22.063	28.310	1'55.510	271,4	15:37'04.269
12	32.676	32.335	21.865	28.491	1'55.367	263,4	15:38'59.636
13	32.867	32.283	21.918	28.300	1'55.368	266,0	15:40'55.004
14	32.909	32.417	21.953	28.436	1'55.715	264,1	15:42'50.719
15	32.713	32.437	22.031	28.419	1'55.600	265,4	15:44'46.319
Race Time 28'57.578							

5° 81 M. GONZALEZ (1'55.190)							
Lap	Seg.1	Seg.2	Seg.3	Seg.4	Lap Time	km/h	Local Time
1		32.998	22.357	28.921	2'00.760	270,0	15:17'49.501
2	32.849	32.444	22.165	28.247	1'55.705	272,0	15:19'45.206
3	32.701	32.479	22.102	28.081	1'55.363	272,7	15:21'40.569
4	32.777	32.352	21.983	28.258	1'55.370	268,0	15:23'35.939
5	32.708	32.322	22.095	28.065	1'55.190	274,8	15:25'31.129
6	32.669	32.427	22.072	28.177	1'55.345	268,7	15:27'26.474
7	33.148	32.557	21.925	28.300	1'55.930	270,0	15:29'22.404
8	32.978	32.357	22.196	28.155	1'55.686	275,5	15:31'18.090
9	32.689	32.382	21.966	28.352	1'55.389	268,0	15:33'13.479
10	32.762	32.439	21.982	28.459	1'55.642	263,4	15:35'09.121
11	32.627	32.360	22.120	28.392	1'55.499	266,0	15:37'04.620
12	32.732	32.387	22.127	28.398	1'55.644	267,3	15:39'00.264
13	32.734	32.482	22.065	28.320	1'55.601	266,0	15:40'55.865
14	32.682	32.489	22.069	28.318	1'55.558	266,0	15:42'51.423
15	32.751	32.453	22.053	28.421	1'55.678	266,7	15:44'47.101
Race Time 28'58.360							

6° 94 F. CARICASULO (1'55.205)							
Lap	Seg.1	Seg.2	Seg.3	Seg.4	Lap Time	km/h	Local Time
1		32.667	22.264	28.274	1'59.015	268,7	15:17'47.756
2	32.919	32.366	22.074	28.674	1'56.033	264,1	15:19'43.789
3	32.700	32.268	22.045	28.306	1'55.319	268,0	15:21'39.108
4	32.786	32.240	22.023	28.391	1'55.440	265,4	15:23'34.548
5	32.901	32.277	22.061	28.381	1'55.620	264,7	15:25'30.168
6	32.740	32.263	21.949	28.473	1'55.425	263,4	15:27'25.593
7	32.751	32.329	21.923	28.350	1'55.353	264,1	15:29'20.946
8	32.682	32.341	21.844	28.338	1'55.205	265,4	15:31'16.151
9	32.756	32.311	22.231	28.587	1'55.885	265,4	15:33'12.036
10	32.953	32.279	21.966	28.675	1'55.873	261,5	15:35'07.909
11	32.849	32.397	22.570	28.684	1'56.500	262,8	15:37'04.409
12	32.801	32.332	22.112	28.462	1'55.707	264,7	15:39'00.116
13	32.739	32.315	22.015	28.356	1'55.425	264,7	15:40'55.541
14	32.784	32.424	22.036	28.407	1'55.651	264,7	15:42'51.192
15	32.828	32.417	22.100	28.643	1'55.988	267,3	15:44'47.180
Race Time 28'58.439							

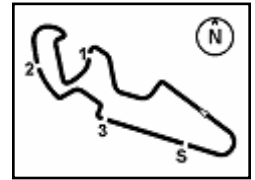
7° 38 H. SOOMER (1'55.330)							
Lap	Seg.1	Seg.2	Seg.3	Seg.4	Lap Time	km/h	Local Time
1		33.020	22.011	28.193	1'59.227	272,7	15:17'47.968
2	32.928	32.467	22.233	28.689	1'56.317	265,4	15:19'44.285
3	33.138	32.464	21.929	28.328	1'55.859	272,7	15:21'40.144
4	33.063	32.270	21.804	28.362	1'55.499	267,3	15:23'35.643
5	32.759	32.455	22.041	28.440	1'55.695	270,7	15:25'31.338
6	32.658	32.459	22.172	28.254	1'55.543	270,0	15:27'26.881
7	32.949	32.567	22.216	28.263	1'55.995	270,7	15:29'22.876
8	32.728	32.429	22.108	28.327	1'55.592	272,7	15:31'18.468
9	32.782	32.325	21.905	28.318	1'55.330	270,0	15:33'13.798
10	32.728	32.469	22.030	28.360	1'55.587	267,3	15:35'09.385
11	32.770	32.333	22.089	28.586	1'55.778	265,4	15:37'05.163
12	32.983	32.442	22.046	28.558	1'56.029	263,4	15:39'01.192
13	32.771	32.493	21.977	28.383	1'55.624	265,4	15:40'56.816
14	33.086	32.313	21.975	28.494	1'55.868	262,1	15:42'52.684
15	32.666	32.371	22.102	28.661	1'55.800	260,2	15:44'48.484
Race Time 28'59.743							

22/05/2021 P = Pits In/Out - C = Lap Time Cancelled

These data/results cannot be reproduced, stored and/or transmitted in whole or in part by any manner of electronic, mechanical, photocopying, recording, broadcasting or otherwise now known or herein after developed without the previous express consent by the copyright owner, except for reproduction in daily press and regular printed publications on sale to the public within 60 days of the event related to those data/results and always provided that copyright symbol appears together as follows below.

© DORNA WSBK ORGANIZATION Srl 2021





Pirelli Aragon Round, 21-23 May 2021

Chronological Analysis Race 1

Start at 15:15'48.741

2 / 4

8° 71 C. BERGMAN (1'55.250)							
Lap	Seg.1	Seg.2	Seg.3	Seg.4	Lap Time	km/h	Local Time
1		32.947	22.103	28.111	1'59.538	270,7	15:17'48.279
2	32.804	32.424	22.325	28.300	1'55.853	270,0	15:19'44.132
3	32.522	32.281	22.154	28.293	1'55.250	270,0	15:21'39.382
4	32.649	32.413	22.085	28.297	1'55.444	264,7	15:23'34.826
5	32.832	32.420	22.138	28.341	1'55.731	266,7	15:25'30.557
6	32.629	32.517	22.217	28.435	1'55.798	266,0	15:27'26.355
7	32.983	32.530	22.042	28.457	1'56.012	263,4	15:29'22.367
8	32.567	32.554	22.298	28.914	1'56.333	268,0	15:31'18.700
9	32.738	32.368	22.289	28.217	1'55.612	269,3	15:33'14.312
10	32.625	32.450	22.057	28.294	1'55.426	263,4	15:35'09.738
11	32.543	32.743	22.240	28.296	1'55.822	266,0	15:37'05.560
12					1'55.816		15:39'01.376
13			22.177	26.997	1'55.552	266,0	15:40'56.928
14			21.975	28.862	1'56.324	262,1	15:42'53.252
15	32.498	32.371	22.102	29.352	1'56.323	260,2	15:44'49.575
Race Time 29'00.834							

8	32.858	32.536	22.152	28.369	1'55.915	266,0	15:31'20.880
9	32.918	32.620	22.355	28.450	1'56.343	268,0	15:33'17.223
10	33.009	32.773	22.537	28.623	1'56.942	262,1	15:35'14.165
11	33.082	32.837	22.346	28.557	1'56.822	265,4	15:37'10.987
12	33.241	32.808	22.421	28.591	1'57.061	264,1	15:39'08.048
13	33.225	32.842	22.340	28.537	1'56.944	264,7	15:41'04.992
14	33.182	32.736	22.341	28.535	1'56.794	265,4	15:43'01.786
15	33.161	32.865	22.338	28.492	1'56.856	266,0	15:44'58.642
Race Time 29'09.901							

9° 3 R. DE ROSA (1'55.213)							
Lap	Seg.1	Seg.2	Seg.3	Seg.4	Lap Time	km/h	Local Time
1		33.097	22.455	28.339	2'00.833	275,5	15:17'49.574
2	32.963	32.475	22.237	28.121	1'55.796	274,1	15:19'45.370
3	32.872	32.495	22.016	28.117	1'55.500	275,5	15:21'40.870
4	32.894	32.566	22.118	28.222	1'55.800	271,4	15:23'36.670
5	32.701	32.311	22.067	28.134	1'55.213	268,7	15:25'31.883
6	32.637	32.375	22.178	28.239	1'55.429	271,4	15:27'27.312
7	32.760	32.538	22.323	28.235	1'55.856	272,7	15:29'23.168
8	32.806	32.689	22.061	28.318	1'55.874	270,0	15:31'19.042
9	32.743	32.414	22.218	28.253	1'55.628	271,4	15:33'14.670
10	32.820	32.569	22.156	28.281	1'55.826	264,1	15:35'10.496
11	32.673	32.389	22.158	28.220	1'55.440	268,0	15:37'05.936
12	32.773	32.500	22.178	28.328	1'55.779	267,3	15:39'01.715
13	33.256	32.583	22.177	28.351	1'56.367	266,0	15:40'58.082
14	32.915	32.483	22.194	28.353	1'55.945	264,7	15:42'54.027
15	32.992	32.700	22.333	28.663	1'56.688	262,8	15:44'50.715
Race Time 29'01.974							

12° 6 M. HERRERA (1'55.817)							
Lap	Seg.1	Seg.2	Seg.3	Seg.4	Lap Time	km/h	Local Time
1		33.151	22.488	28.408	2'02.044	266,0	15:17'50.785
2	32.982	32.711	22.185	28.181	1'56.059	271,4	15:19'46.844
3	32.794	32.931	22.100	28.244	1'56.069	272,7	15:21'42.913
4	32.826	32.617	22.264	28.254	1'55.961	266,7	15:23'38.874
5	32.835	32.466	22.202	28.314	1'55.817	268,7	15:25'34.691
6	33.116	32.569	22.142	28.392	1'56.219	274,8	15:27'30.910
7	33.075	32.723	22.381	28.457	1'56.636	270,0	15:29'27.546
8	35.492	32.834	22.414	28.450	1'59.190	264,7	15:31'26.736
9	33.362	32.893	22.381	28.666	1'57.302	264,1	15:33'24.038
10	33.052	32.678	22.307	28.631	1'56.668	259,0	15:35'20.706
11	32.992	32.752	22.238	28.529	1'56.511	261,5	15:37'17.217
12	33.075	32.728	22.748	28.512	1'57.063	261,5	15:39'14.280
13	33.213	32.807	22.256	28.599	1'56.875	262,1	15:41'11.155
14	33.138	32.729	22.231	28.621	1'56.719	260,9	15:43'07.874
15	32.986	32.682	22.381	28.697	1'56.746	259,6	15:45'04.620
Race Time 29'15.879							

10° 61 C. ONCU (1'55.714)							
Lap	Seg.1	Seg.2	Seg.3	Seg.4	Lap Time	km/h	Local Time
1		33.078	22.458	28.221	2'00.536	273,4	15:17'49.277
2	32.734	32.432	22.342	28.206	1'55.714	270,7	15:19'44.991
3	32.721	32.469	22.140	28.436	1'55.766	268,0	15:21'40.757
4	32.844	32.464	22.106	28.406	1'55.820	266,0	15:23'36.577
5	33.051	32.542	22.145	28.378	1'56.116	267,3	15:25'32.693
6	32.889	32.517	22.207	28.286	1'55.899	266,7	15:27'28.592
7	32.903	32.521	22.180	28.327	1'55.931	266,0	15:29'24.523
8	32.720	32.523	22.213	28.333	1'55.789	265,4	15:31'20.312
9	32.984	32.635	22.517	28.407	1'56.543	266,0	15:33'16.855
10	33.131	32.744	22.435	28.676	1'56.986	260,2	15:35'13.841
11	33.197	32.699	22.324	28.562	1'56.782	260,9	15:37'10.623
12	33.196	32.758	22.497	28.654	1'57.105	260,9	15:39'07.728
13	33.244	32.767	22.441	28.422	1'56.874	261,5	15:41'04.602
14	33.271	32.730	22.299	28.571	1'56.871	261,5	15:43'01.473
15	33.259	32.753	22.407	28.606	1'57.025	260,9	15:44'58.498
Race Time 29'09.757							

13° 34 K. MANFREDI (1'56.010)							
Lap	Seg.1	Seg.2	Seg.3	Seg.4	Lap Time	km/h	Local Time
1		33.146	22.667	28.165	2'01.634	267,3	15:17'50.375
2	32.967	32.501	22.279	28.308	1'56.055	266,0	15:19'46.430
3	32.813	32.653	22.219	28.515	1'56.200	265,4	15:21'42.630
4	32.948	32.591	22.307	28.462	1'56.308	262,8	15:23'38.938
5	32.984	32.544	22.208	28.274	1'56.010	266,7	15:25'34.948
6	33.061	32.473	22.268	28.457	1'56.259	265,4	15:27'31.207
7	33.044	32.637	22.366	28.361	1'56.408	266,7	15:29'27.615
8	33.027	32.548	22.256	28.356	1'56.187	263,4	15:31'23.802
9	33.030	32.475	22.488	28.923	1'56.916	259,0	15:33'20.718
10	33.382	33.016	22.702	28.965	1'58.065	254,7	15:35'18.783
11	33.337	32.905	22.775	28.857	1'57.874	255,9	15:37'16.657
12	33.331	32.799	22.840	28.707	1'57.677	255,9	15:39'14.334
13	33.410	32.630	22.427	28.375	1'56.842	262,1	15:41'11.176
14	33.291	32.612	22.386	28.459	1'56.748	263,4	15:43'07.924
15	33.182	32.677	22.439	28.437	1'56.735	259,0	15:45'04.659
Race Time 29'15.918							

11° 21 R. KRUMMENACHER (1'55.345)							
Lap	Seg.1	Seg.2	Seg.3	Seg.4	Lap Time	km/h	Local Time
1		33.259	22.595	28.270	2'01.408	270,7	15:17'50.149
2	32.987	32.427	22.325	28.151	1'55.890	271,4	15:19'46.039
3	32.669	32.465	22.178	28.399	1'55.711	273,4	15:21'41.750
4	32.645	32.338	22.046	28.316	1'55.345	270,0	15:23'37.095
5	32.836	32.568	22.131	28.295	1'55.830	270,0	15:25'32.925
6	32.835	32.769	22.149	28.417	1'56.170	270,0	15:27'29.095
7	32.798	32.543	22.101	28.428	1'55.870	268,7	15:29'24.965
Race Time 29'27.896							

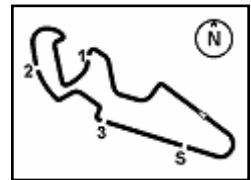
14° 84 M. FABRIZIO (1'56.806)							
Lap	Seg.1	Seg.2	Seg.3	Seg.4	Lap Time	km/h	Local Time
1		33.418	22.619	28.628	2'03.425	270,7	15:17'52.166
2	33.185	32.772	22.310	28.640	1'56.907	266,0	15:19'49.073
3	33.547	32.896	22.354	28.909	1'57.706	263,4	15:21'46.779
4	33.103	32.998	22.152	28.869	1'57.122	262,8	15:23'43.901
5	33.221	32.805	22.112	28.967	1'57.105	261,5	15:25'41.006
6	33.084	32.782	22.090	28.852	1'56.808	262,1	15:27'37.814
7	33.218	32.756	22.178	28.849	1'57.001	262,8	15:29'34.815
8	33.061	32.829	22.129	28.787	1'56.806	262,1	15:31'31.621
9	33.226	32.796	22.637	29.077	1'57.736	262,1	15:33'29.357
10	33.315	32.902	22.191	29.055	1'57.463	259,6	15:35'26.820
11	33.253	32.866	22.207	29.112	1'57.438	260,9	15:37'24.258
12	33.405	32.950	22.272	28.930	1'57.557	259,6	15:39'21.815
13	33.379	32.944	22.560	29.048	1'57.931	261,5	15:41'19.746
14	33.547	32.991	22.275	29.218	1'58.031	260,9	15:43'17.777
15	33.634	33.414	22.407	29.405	1'58.860	257,8	15:45'16.637
Race Time 29'27.896							

22/05/2021

P = Pits In/Out - C = Lap Time Cancelled

These data/results cannot be reproduced, stored and/or transmitted in whole or in part by any manner of electronic, mechanical, photocopying, recording, broadcasting or otherwise now known or herein after developed without the previous express consent by the copyright owner, except for reproduction in daily press and regular printed publications on sale to the public within 60 days of the event related to those data/results and always provided that copyright symbol appears together as follows below.

© DORNA WSBK ORGANIZATION Srl 2021



Pirelli Aragon Round, 21-23 May 2021

Chronological Analysis Race 1

Start at 15:15'48.741

3 / 4

15° 55 G. HENDRA PRATAMA (1'57.421)							
Lap	Seg.1	Seg.2	Seg.3	Seg.4	Lap Time	km/h	Local Time
1		33.066	22.608	28.400	2'02.607	273,4	15:17'51.348
2	33.235	32.937	22.445	28.838	1'57.455	262,8	15:19'48.803
3	33.592	32.927	22.675	29.038	1'58.232	265,4	15:21'47.035
4	33.437	32.934	22.552	28.725	1'57.648	262,8	15:23'44.683
5	33.371	32.939	22.436	28.675	1'57.421	268,0	15:25'42.104
6	33.186	32.925	22.726	28.672	1'57.509	266,0	15:27'39.613
7	33.325	32.951	22.374	28.782	1'57.432	262,8	15:29'37.045
8	33.355	33.073	22.422	28.737	1'57.587	261,5	15:31'34.632
9	33.413	32.951	23.384	28.880	1'58.628	261,5	15:33'33.260
10	33.385	33.106	22.636	29.063	1'58.190	257,8	15:35'31.450
11	33.324	33.020	22.576	28.803	1'57.723	259,6	15:37'29.173
12	33.367	32.971	22.535	28.867	1'57.740	258,4	15:39'26.913
13	33.312	32.875	22.421	28.860	1'57.468	260,9	15:41'24.381
14	33.325	32.941	22.411	28.973	1'57.650	259,6	15:43'22.031
15	33.462	33.039	22.624	29.185	1'58.310	255,9	15:45'20.341
Race Time 29'31.600							

16° 42 S. FROSSARD (1'56.970)							
Lap	Seg.1	Seg.2	Seg.3	Seg.4	Lap Time	km/h	Local Time
1		33.573	22.657	28.513	2'03.597	268,0	15:17'52.338
2	33.375	32.773	22.338	28.537	1'57.023	266,0	15:19'49.361
3	33.528	32.994	22.379	28.789	1'57.690	268,7	15:21'47.051
4	33.256	32.930	22.493	28.960	1'57.639	260,9	15:23'44.690
5	33.150	32.784	22.354	28.682	1'56.970	262,8	15:25'41.660
6	33.289	33.002	22.738	28.965	1'57.994	263,4	15:27'39.654
7	33.481	32.955	22.536	28.754	1'57.726	264,7	15:29'37.380
8	33.290	33.074	22.534	28.626	1'57.524	264,7	15:31'34.904
9	33.518	32.952	23.367	28.996	1'58.833	264,1	15:33'33.737
10	33.611	33.044	22.428	28.876	1'57.959	260,2	15:35'31.696
11	33.540	33.090	22.350	28.876	1'57.856	262,8	15:37'29.552
12	33.555	32.877	22.551	28.784	1'57.767	260,2	15:39'27.319
13	33.496	33.043	22.590	28.986	1'58.115	259,6	15:41'25.434
14	33.516	32.996	22.449	29.026	1'57.987	259,6	15:43'23.421
15	33.562	33.020	22.611	29.057	1'58.250	259,0	15:45'21.671
Race Time 29'32.930							

17° 19 P. SZKOPEK (1'58.611)							
Lap	Seg.1	Seg.2	Seg.3	Seg.4	Lap Time	km/h	Local Time
1		33.917	23.170	29.084	2'05.437	262,1	15:17'54.178
2	33.789	33.354	23.182	29.035	1'59.360	260,2	15:19'53.538
3	33.706	33.375	23.194	29.122	1'59.397	255,3	15:21'52.935
4	33.590	33.841	22.697	29.012	1'59.140	254,1	15:23'52.075
5	33.890	33.413	23.040	29.089	1'59.432	255,3	15:25'51.507
6	33.803	33.259	22.873	29.332	1'59.267	252,3	15:27'50.774
7	33.842	33.307	22.862	29.090	1'59.101	255,3	15:29'49.875
8	33.656	33.284	22.910	28.986	1'58.836	255,9	15:31'48.711
9	33.917	33.420	23.125	29.208	1'59.670	253,5	15:33'48.381
10	33.753	33.017	22.910	29.098	1'58.778	251,2	15:35'47.159
11	33.742	33.226	22.907	29.110	1'58.985	253,5	15:37'46.144
12	33.958	33.289	22.888	29.017	1'59.152	251,7	15:39'45.296
13	33.652	33.356	22.843	29.088	1'58.939	251,2	15:41'44.235
14	33.459	33.332	22.846	28.974	1'58.611	254,7	15:43'42.846
15	33.488	33.987	22.833	29.091	1'59.399	251,2	15:45'42.245
Race Time 29'53.504							

18° 45 S. KAWASAKI (1'58.830)							
Lap	Seg.1	Seg.2	Seg.3	Seg.4	Lap Time	km/h	Local Time
1		34.130	22.833	28.982	2'04.840	266,7	15:17'53.581
2	33.749	33.815	22.987	29.264	1'59.815	260,2	15:19'53.396
3	34.158	33.617	22.965	28.935	1'59.675	262,1	15:21'53.071
4	33.997	33.783	22.902	28.954	1'59.636	257,8	15:23'52.707
5	33.835	33.899	22.865	29.048	1'59.647	258,4	15:25'52.354
6	33.894	33.656	22.822	29.009	1'59.381	260,2	15:27'51.735
7	33.787	33.505	22.783	28.700	1'58.835	262,1	15:29'50.570

8	33.616	33.619	22.752	29.068	1'59.055	262,1	15:31'49.625
9	33.784	33.725	22.922	29.205	1'59.636	256,5	15:33'49.261
10	33.759	33.566	22.617	29.080	1'59.022	258,4	15:35'48.283
11	33.655	33.655	22.598	28.922	1'58.830	260,2	15:37'47.113
12	33.724	33.946	22.711	29.125	1'59.506	258,4	15:39'46.619
13	33.848	33.827	22.756	29.358	1'59.789	257,1	15:41'46.408
14	33.687	34.091	22.809	29.241	1'59.828	259,6	15:43'46.236
15	34.090	34.217	22.972	29.283	2'00.562	257,1	15:45'46.798
Race Time 29'58.057							

19° 24 L. TACCINI (1'59.423)							
Lap	Seg.1	Seg.2	Seg.3	Seg.4	Lap Time	km/h	Local Time
1		33.651	1'07.096	56.477	3'15.527P	247,1	15:19'04.268
2	7'41.945	34.282	23.118	29.352	9'08.697P	261,5	15:28'12.965
3	34.909	33.496	22.775	29.047	2'00.227	261,5	15:30'13.192
4	34.025	33.434	22.980	28.984	1'59.423	263,4	15:32'12.615
5	34.144	33.539	22.943	29.088	1'59.714	260,9	15:34'12.329
6	34.219	33.368	23.259	29.120	1'59.966	259,6	15:36'12.295
7	34.014	33.537	23.105	29.421	2'00.077	260,2	15:38'12.372
8	34.201	33.547	23.297	29.298	2'00.343	259,0	15:40'12.715
9	34.194	33.829	23.073	29.248	2'00.344	257,8	15:42'13.059
10	34.011	33.437	22.879	29.194	1'59.521	261,5	15:44'12.580
11	34.249	33.749	23.036	29.337	2'00.371	259,0	15:46'12.951
Race Time 30'24.210							

RET 16 J. CLUZEL (1'54.645)							
Lap	Seg.1	Seg.2	Seg.3	Seg.4	Lap Time	km/h	Local Time
1		32.402	21.934	28.224	1'57.432	267,3	15:17'46.173
2	32.565	32.247	21.811	28.321	1'54.944	267,3	15:19'41.117
3	32.799	32.148	21.785	28.193	1'54.925	266,7	15:21'36.042
4	32.594	32.120	21.991	28.174	1'54.879	268,0	15:23'30.921
5	32.546	32.114	21.873	28.197	1'54.730	267,3	15:25'25.651
6	32.478	32.280	21.850	28.297	1'54.905	266,7	15:27'20.556
7	32.626	32.140	21.815	28.192	1'54.773	267,3	15:29'15.329
8	32.544	32.086	21.868	28.147	1'54.645	267,3	15:31'09.974
Race Time 15'21.233							

RET 66 N. TUULI (1'54.187)							
Lap	Seg.1	Seg.2	Seg.3	Seg.4	Lap Time	km/h	Local Time
1		32.617	22.116	28.164	1'58.477	270,7	15:17'47.218
2	32.554	32.166	23.441	28.395	1'56.556	265,4	15:19'43.774
3	32.411	32.078	21.810	28.028	1'54.327	268,7	15:21'38.101
4	32.426	32.132	21.858	28.217	1'54.633	265,4	15:23'32.734
5	32.297	32.033	21.848	28.009	1'54.187	265,4	15:25'26.921
6	32.376	32.088	21.803	28.199	1'54.466	264,1	15:27'21.387
7	32.354	32.053	21.713	28.157	1'54.277	265,4	15:29'15.664
8	32.297	32.362	21.753	28.234	1'54.646	266,7	15:31'10.310
Race Time 15'21.569							

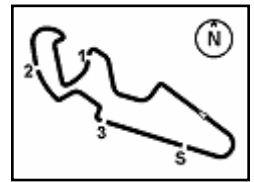
RET 22 F. FULIGNI (1'56.125)							
Lap	Seg.1	Seg.2	Seg.3	Seg.4	Lap Time	km/h	Local Time
1		33.009	22.326	28.369	1'59.993	269,3	15:17'48.734
2	32.745	32.547	22.413	28.420	1'56.125	266,7	15:19'44.859
3	33.262	32.964	22.009	28.599	1'56.834	269,3	15:21'41.693
4	33.071	32.708	22.132	28.563	1'56.474	263,4	15:23'38.167
5	32.954	32.673	22.432	28.522	1'56.581	264,1	15:25'34.748
6	32.833	32.521	22.170	28.678	1'56.202	264,7	15:27'30.950
7	32.831	32.758	22.259	28.642	1'56.490	261,5	15:29'27.440
8	32.918	32.583	22.266	28.506	1'56.273	261,5	15:31'23.713
Race Time 15'34.972							

RET 70 M. ALCOBA (2'23.276)							
Lap	Seg.1	Seg.2	Seg.3	Seg.4	Lap Time	km/h	Local Time
1		32.669	21.861	28.568	1'59.129	270,7	15:17'47.870
2	32.664	32.340			2'23.276	215,6	15:20'11.146
3	34.387	33.923	22.871	37.556	2'08.737P	257,8	15:22'19.883
Race Time 6'31.142							

22/05/2021 P = Pits In/Out - C = Lap Time Cancelled

These data/results cannot be reproduced, stored and/or transmitted in whole or in part by any manner of electronic, mechanical, photocopying, recording, broadcasting or otherwise now known or herein after developed without the previous express consent by the copyright owner, except for reproduction in daily press and regular printed publications on sale to the public within 60 days of the event related to those data/results and always provided that copyright symbol appears together as follows below.

© DORNA WSBK ORGANIZATION Srl 2021



Pirelli Aragon Round, 21-23 May 2021

Chronological Analysis Race 1

Start at 15:15'48.741

RET 23 D. PIZZOLI (1'56.298)							
Lap	Seg.1	Seg.2	Seg.3	Seg.4	Lap Time	km/h	Local Time
1		33.289	22.338	28.304	2'01.093	271,4	15:17'49.834
2	33.107	32.518	22.231	28.442	1'56.298	267,3	15:19'46.132
Race Time 3'57.391							

RET 36 T. GRADINGER (1'56.403)							
Lap	Seg.1	Seg.2	Seg.3	Seg.4	Lap Time	km/h	Local Time
1		33.181	22.552	28.523	2'01.793	265,4	15:17'50.534
2	33.032	32.570	22.250	28.551	1'56.403	264,1	15:19'46.937
Race Time 3'58.196							

RET 2 L. MONTELLA							
Lap	Seg.1	Seg.2	Seg.3	Seg.4	Lap Time	km/h	Local Time
1		33.194	22.375	28.292	2'00.953	272,0	15:17'49.694
Race Time 2'00.953							

RET 95 V. TAKALA							
Lap	Seg.1	Seg.2	Seg.3	Seg.4	Lap Time	km/h	Local Time
1		33.128	22.660	28.232	2'02.168	272,0	15:17'50.909
Race Time 2'02.168							

22/05/2021 P = Pits In/Out - C = Lap Time Cancelled

These data/results cannot be reproduced, stored and/or transmitted in whole or in part by any manner of electronic, mechanical, photocopying, recording, broadcasting or otherwise now known or herein after developed without the previous express consent by the copyright owner, except for reproduction in daily press and regular printed publications on sale to the public within 60 days of the event related to those data/results and always provided that copyright symbol appears together as follows below.

© DORNA WSBK ORGANIZATION Srl 2021

