

## Pirelli Aragon Round, 21-23 May 2021 Chronological Analysis Race 2

MotorLand Aragon 5.077 m

Start at 12:30'55.361

1 / 4

1° 4 S. ODENDAAL (2'02.007)							
Lap	Seg.1	Seg.2	Seg.3	Seg.4	Lap Time	km/h	Local Time
1		37.392	25.798	30.761	2'13.956	268,0	12:33'09.317
2	37.540	36.519	25.368	30.271	2'09.698	266,0	12:35'19.015
3	37.250	36.465	25.379	30.651	2'09.745	266,0	12:37'28.760
4	37.148	36.048	24.881	30.310	2'08.387	269,3	12:39'37.147
5	36.977	36.101	24.914	30.216	2'08.208	268,0	12:41'45.355
6	36.680	35.481	24.633	29.941	2'06.735	268,7	12:43'52.090
7	36.340	35.403	24.560	29.847	2'06.150	268,0	12:45'58.240
8	36.577	35.729	24.474	29.877	2'06.657	267,3	12:48'04.897
9	36.215	35.147	24.250	29.528	2'05.140	267,3	12:50'10.037
10	36.280	35.055	23.931	29.502	2'04.768	270,7	12:52'14.805
11	35.419	34.587	23.760	29.556	2'03.322	<b>271,4</b>	12:54'18.127
12	35.320	34.338	23.740	29.454	2'02.852	<b>271,4</b>	12:56'20.979
13	35.463	34.276	23.790	29.159	2'02.688	266,7	12:58'23.667
14	35.028	<b>34.042</b>	23.636	29.373	2'02.079	267,3	13:00'25.746
15	<b>34.759</b>	34.680	<b>23.446</b>	<b>29.122</b>	<b>2'02.007</b>	<b>271,4</b>	13:02'27.753
Race Time 31'32.392							

2° 3 R. DE ROSA (2'01.310)							
Lap	Seg.1	Seg.2	Seg.3	Seg.4	Lap Time	km/h	Local Time
1		38.315	26.333	31.013	2'18.623	<b>270,7</b>	12:33'13.984
2	38.727	37.030	25.384	30.593	2'11.734	264,1	12:35'25.718
3	36.875	36.105	24.763	30.212	2'07.955	264,1	12:37'33.673
4	36.908	35.982	24.622	30.255	2'07.767	264,1	12:39'41.440
5	36.808	35.751	24.900	30.305	2'07.764	267,3	12:41'49.204
6	37.205	35.587	24.610	30.056	2'07.458	266,7	12:43'56.662
7	36.989	35.910	24.685	30.022	2'07.606	264,7	12:46'04.268
8	36.194	35.603	24.224	29.874	2'05.895	264,1	12:48'10.163
9	35.738	34.571	23.955	29.759	2'04.023	265,4	12:50'14.186
10	35.465	34.503	23.775	29.570	2'03.313	266,7	12:52'17.499
11	35.479	34.287	23.673	29.438	2'02.877	264,1	12:54'20.376
12	35.105	34.607	23.631	<b>29.214</b>	2'02.557	267,3	12:56'22.933
13	<b>34.663</b>	<b>33.957</b>	23.418	29.272	<b>2'01.310</b>	266,0	12:58'24.243
14	34.706	34.067	23.578	29.253	2'01.604	268,7	13:00'25.847
15	34.821	34.256	<b>23.370</b>	29.559	2'02.006	262,1	13:02'27.853
Race Time 31'32.492							

3° 16 J. CLUZEL (2'01.899)							
Lap	Seg.1	Seg.2	Seg.3	Seg.4	Lap Time	km/h	Local Time
1		38.605	25.988	30.752	2'19.780	<b>271,4</b>	12:33'15.141
2	38.761	37.136	25.529	30.372	2'11.798	270,0	12:35'26.939
3	37.477	36.170	24.418	29.897	2'07.962	266,7	12:37'34.901
4	36.943	35.937	24.499	30.083	2'07.462	265,4	12:39'42.363
5	36.622	35.636	24.503	30.129	2'06.890	268,0	12:41'49.253
6	36.884	35.686	24.287	29.959	2'06.816	270,7	12:43'56.069
7	36.643	35.331	23.960	29.683	2'05.617	265,4	12:46'01.686
8	36.029	34.864	23.717	29.758	2'04.368	266,0	12:48'06.054
9	35.868	34.830	23.923	29.554	2'04.175	270,0	12:50'10.229
10	35.856	35.037	23.536	29.596	2'04.025	266,7	12:52'14.254
11	35.569	34.546	23.606	29.755	2'03.476	267,3	12:54'17.730
12	35.426	34.485	23.652	29.662	2'03.225	265,4	12:56'20.955
13	35.310	34.429	23.603	29.713	2'03.055	264,7	12:58'24.010
14	35.246	<b>34.213</b>	23.429	29.290	2'02.178	270,7	13:00'26.188
15	<b>34.852</b>	34.481	<b>23.289</b>	<b>29.277</b>	<b>2'01.899</b>	270,0	13:02'28.087
Race Time 31'32.726							

4° 38 H. SOOMER (2'01.650)							
Lap	Seg.1	Seg.2	Seg.3	Seg.4	Lap Time	km/h	Local Time
1		38.817	26.413	31.137	2'17.200	266,0	12:33'12.561
2	38.095	37.213	25.113	30.418	2'10.839	264,7	12:35'23.400
3	37.026	36.412	24.696	30.158	2'08.292	266,0	12:37'31.692
4	37.016	36.268	24.998	30.278	2'08.560	<b>271,4</b>	12:39'40.252
5	36.983	36.160	24.824	30.279	2'08.246	267,3	12:41'48.498
6	36.631	35.989	24.563	30.346	2'07.529	268,7	12:43'56.027
7	37.146	35.745	24.295	29.993	2'07.179	263,4	12:46'03.206

8	36.208	35.557	23.976	29.937	2'05.678	264,7	12:48'08.884
9	36.023	34.867	23.860	29.620	2'04.370	264,7	12:50'13.254
10	35.303	34.767	23.708	29.860	2'03.638	266,0	12:52'16.892
11	35.353	34.326	23.660	29.463	2'02.802	265,4	12:54'19.694
12	35.324	35.026	<b>23.371</b>	29.418	2'03.139	263,4	12:56'22.833
13	34.931	<b>34.289</b>	23.375	29.293	2'01.888	267,3	12:58'24.721
14	<b>34.627</b>	34.308	23.442	29.394	2'01.771	268,7	13:00'26.492
15	34.705	34.397	23.379	<b>29.169</b>	<b>2'01.650</b>	268,7	13:02'28.142
Race Time 31'32.781							

5° 77 D. AEGERTER (2'03.945)							
Lap	Seg.1	Seg.2	Seg.3	Seg.4	Lap Time	km/h	Local Time
1		37.725	25.803	30.863	2'15.109	264,7	12:33'10.470
2	38.128	36.598	25.381	30.332	2'10.439	263,4	12:35'20.909
3	37.682	36.506	25.229	30.250	2'09.667	264,7	12:37'30.576
4	37.600	36.222	25.316	30.200	2'09.338	266,7	12:39'39.914
5	37.590	35.949	25.501	30.512	2'09.552	266,7	12:41'49.466
6	37.264	35.846	24.952	30.051	2'08.113	267,3	12:43'57.579
7	36.720	35.547	24.908	30.216	2'07.391	<b>268,0</b>	12:46'04.970
8	36.649	35.185	24.544	30.025	2'06.403	264,7	12:48'11.373
9	36.383	34.876	24.197	29.764	2'05.220	264,1	12:50'16.593
10	35.967	34.629	24.173	29.745	2'04.514	264,7	12:52'21.107
11	36.031	<b>34.362</b>	24.114	29.726	2'04.233	265,4	12:54'25.340
12	<b>35.670</b>	34.786	23.913	<b>29.576</b>	<b>2'03.945</b>	264,1	12:56'29.285
13	35.788	34.595	<b>23.900</b>	29.746	2'04.029	263,4	12:58'33.314
14	35.801	35.414	24.721	30.390	2'06.326	262,1	13:00'39.640
15	36.087	35.158	24.348	30.305	2'05.898	260,9	13:02'45.538
Race Time 31'50.177							

6° 71 C. BERGMAN (2'06.795)							
Lap	Seg.1	Seg.2	Seg.3	Seg.4	Lap Time	km/h	Local Time
1		36.078	24.993	30.485	2'11.302	260,2	12:33'06.663
2	36.491	35.800	24.761	30.514	2'07.566	260,9	12:35'14.229
3	36.234	35.850	24.743	30.500	2'07.327	260,2	12:37'21.556
4	36.401	35.598	24.608	30.438	2'07.045	260,9	12:39'28.601
5	36.114	35.625	<b>24.533</b>	30.554	2'06.826	259,6	12:41'35.427
6	36.218	35.834	24.746	30.493	2'07.291	260,9	12:43'42.718
7	36.425	35.569	24.859	30.485	2'07.338	260,2	12:45'50.056
8	36.199	35.584	24.652	30.518	2'06.953	260,2	12:47'57.009
9	36.155	35.817	24.554	<b>30.346</b>	2'06.872	259,0	12:50'03.881
10	36.425	35.747	24.661	30.569	2'07.402	259,6	12:52'11.283
11	<b>36.048</b>	35.567	24.723	30.538	2'06.876	<b>261,5</b>	12:54'18.159
12	36.416	35.558	24.794	30.395	2'07.163	260,9	12:56'25.322
13	36.120	<b>35.482</b>	24.707	30.486	<b>2'06.795</b>	260,9	12:58'32.117
14	36.278	35.831	24.807	30.576	2'07.492	259,6	13:00'39.609
15	36.606	36.038	24.764	30.712	2'08.120	259,0	13:02'47.729
Race Time 31'52.368							

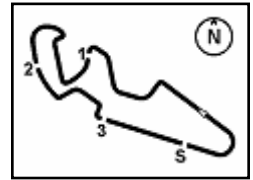
7° 70 M. ALCOBA (2'07.307)							
Lap	Seg.1	Seg.2	Seg.3	Seg.4	Lap Time	km/h	Local Time
1		36.463	25.080	30.507	2'11.469	<b>259,6</b>	12:33'06.830
2	36.802	36.240	25.062	30.627	2'08.731	256,5	12:35'15.561
3	36.848	36.045	24.888	<b>30.444</b>	2'08.225	256,5	12:37'23.786
4	36.693	35.933	24.659	30.529	2'07.814	255,9	12:39'31.600
5	36.554	35.771	24.372	30.617	2'07.314	255,3	12:41'38.914
6	<b>36.196</b>	36.272	24.475	30.668	2'07.611	255,9	12:43'46.525
7	36.318	36.050	24.674	30.779	2'07.821	254,1	12:45'54.346
8	36.558	35.920	24.508	30.794	2'07.780	252,9	12:48'02.126
9	36.222	36.077	24.425	30.769	2'07.493	253,5	12:50'09.619
10	36.331	36.023	<b>24.346</b>	30.607	<b>2'07.307</b>	254,7	12:52'16.926
11	36.350	<b>35.659</b>	24.496	30.810	2'07.315	255,3	12:54'24.241
12	36.365	36.071	24.684	30.906	2'08.026	254,1	12:56'32.267
13	36.581	36.297	24.969	30.925	2'08.772	255,3	12:58'41.039
14	36.736	36.258	24.975	31.003	2'08.972	254,7	13:00'50.011
15	36.768	36.520	25.195	31.243	2'09.726	254,7	13:02'59.737
Race Time 32'04.376							

23/05/2021

P = Pits In/Out - C = Lap Time Cancelled

These data/results cannot be reproduced, stored and/or transmitted in whole or in part by any manner of electronic, mechanical, photocopying, recording, broadcasting or otherwise now known or herein after developed without the previous express consent by the copyright owner, except for reproduction in daily press and regular printed publications on sale to the public within 60 days of the event related to those data/results and always provided that copyright symbol appears together as follows below.

© DORNA WSBK ORGANIZATION Srl 2021



## Pirelli Aragon Round, 21-23 May 2021 Chronological Analysis Race 2

Start at 12:30'55.361

2 / 4

8° 95 V. TAKALA (2'04.539)							
Lap	Seg.1	Seg.2	Seg.3	Seg.4	Lap Time	km/h	Local Time
1		38.664	26.314	30.937	2'19.262	<b>274,8</b>	12:33'14.623
2	38.446	37.310	25.641	30.553	2'11.950	266,0	12:35'26.573
3	37.489	37.720	25.187	30.358	2'10.754	266,7	12:37'37.327
4	39.025	37.806	25.316	30.635	2'12.782	265,4	12:39'50.109
5	37.489	37.172	25.100	30.465	2'10.226	265,4	12:42'00.335
6	37.152	36.944	25.448	30.307	2'09.851	268,7	12:44'10.186
7	36.695	35.983	24.734	30.284	2'07.696	265,4	12:46'17.882
8	36.349	35.845	24.227	29.995	2'06.416	266,0	12:48'24.298
9	37.140	36.132	24.411	29.992	2'07.675	263,4	12:50'31.973
10	36.105	35.502	24.226	29.913	2'05.746	264,1	12:52'37.719
11	35.734	35.189	<b>23.897</b>	30.293	2'05.113	265,4	12:54'42.832
12	35.708	35.164	24.382	30.124	2'05.378	270,0	12:56'48.210
13	35.744	35.070	24.046	<b>29.859</b>	2'04.719	264,7	12:58'52.929
14	<b>35.504</b>	<b>34.844</b>	23.990	30.201	<b>2'04.539</b>	264,4	13:00'57.468
15	36.338	35.117	24.114	29.860	2'05.429	264,7	13:03'02.897
Race Time 32'07.536							

9° 21 R. KRUMMENACHER (2'06.787)							
Lap	Seg.1	Seg.2	Seg.3	Seg.4	Lap Time	km/h	Local Time
1		37.083	24.721	30.620	2'13.414	259,6	12:33'08.775
2	37.099	36.494	24.653	30.616	2'08.862	259,0	12:35'17.637
3	37.345	36.573	24.837	31.068	2'09.823	257,8	12:37'27.460
4	37.343	36.322	24.685	30.766	2'09.116	259,0	12:39'36.576
5	37.214	36.414	25.429	30.829	2'09.886	259,0	12:41'46.462
6	37.327	36.588	24.735	30.951	2'09.601	259,6	12:43'56.063
7	37.414	36.009	24.496	30.951	2'08.870	259,0	12:46'04.933
8	37.346	35.795	24.195	30.507	2'07.843	259,6	12:48'12.776
9	36.503	<b>35.597</b>	24.199	30.585	2'06.884	259,0	12:50'19.660
10	36.477	35.824	24.380	30.613	2'07.294	259,0	12:52'26.954
11	36.351	35.815	24.493	30.566	2'07.225	259,0	12:54'34.179
12	36.390	36.019	24.676	30.677	2'07.762	262,8	12:56'41.941
13	36.572	35.960	24.880	30.490	2'07.902	259,0	12:58'49.843
14	36.370	35.858	24.663	30.635	2'07.526	<b>264,7</b>	13:00'57.369
15	<b>36.264</b>	36.099	<b>24.099</b>	<b>30.325</b>	<b>2'06.787</b>	259,0	13:03'04.156
Race Time 32'08.795							

10° 55 G. HENDRA PRATAMA (2'05.280)							
Lap	Seg.1	Seg.2	Seg.3	Seg.4	Lap Time	km/h	Local Time
1		38.215	26.677	31.516	2'19.300	266,7	12:33'14.661
2	38.743	37.353	26.025	30.560	2'12.681	<b>269,3</b>	12:35'27.342
3	38.104	37.049	25.186	30.311	2'10.650	266,0	12:37'37.992
4	37.573	36.470	25.490	30.388	2'09.921	267,3	12:39'47.913
5	37.488	36.055	25.051	30.741	2'09.335	263,4	12:41'57.248
6	37.179	36.231	24.800	30.178	2'08.388	262,8	12:44'05.636
7	36.609	35.763	24.796	30.141	2'07.309	262,1	12:46'12.945
8	36.772	35.787	24.627	30.190	2'07.376	260,9	12:48'20.321
9	36.609	35.862	24.529	30.216	2'07.216	260,9	12:50'27.537
10	36.679	35.735	24.860	30.335	2'07.609	259,6	12:52'35.146
11	36.306	35.460	24.728	30.227	2'06.721	260,2	12:54'41.867
12	36.125	35.261	24.573	30.532	2'06.491	260,9	12:56'48.358
13	36.302	35.347	24.356	29.871	2'05.876	264,1	12:58'54.234
14	36.668	<b>34.977</b>	24.261	29.857	2'05.763	263,4	13:00'59.997
15	<b>36.107</b>	35.240	<b>24.122</b>	<b>29.811</b>	<b>2'05.280</b>	265,4	13:03'05.277
Race Time 32'09.916							

11° 81 M. GONZALEZ (2'07.242)							
Lap	Seg.1	Seg.2	Seg.3	Seg.4	Lap Time	km/h	Local Time
1		37.568	25.501	31.186	2'16.420	260,9	12:33'11.781
2	37.929	36.701	24.968	30.588	2'10.186	259,6	12:35'21.967
3	37.223	36.298	24.964	30.495	2'08.980	266,0	12:37'30.947
4	37.376	36.252	24.667	30.538	2'08.833	260,9	12:39'39.780
5	37.005	36.177	24.722	30.534	2'08.438	259,6	12:41'48.218
6	36.711	35.936	24.499	30.447	2'07.593	<b>266,7</b>	12:43'55.811
7	37.106	<b>35.642</b>	<b>24.421</b>	30.809	2'07.978	259,6	12:46'03.789

8	36.478	35.781	24.680	30.542	2'07.481	262,1	12:48'11.270
9	36.556	35.798	24.451	30.437	<b>2'07.242</b>	260,9	12:50'18.512
10	36.447	35.911	24.628	<b>30.428</b>	<b>2'07.414</b>	259,6	12:52'25.926
11	36.636	36.108	24.646	30.579	2'07.969	259,6	12:54'33.895
12	36.460	35.831	24.793	30.749	2'07.833	257,1	12:56'41.728
13	36.677	35.836	24.800	30.523	2'07.836	257,8	12:58'49.564
14	<b>36.376</b>	35.802	24.676	30.847	2'07.701	258,4	13:00'57.265
15	36.783	35.932	24.778	30.816	2'08.309	259,0	13:03'05.574
Race Time 32'10.213							

12° 34 K. MANFREDI (2'07.124)							
Lap	Seg.1	Seg.2	Seg.3	Seg.4	Lap Time	km/h	Local Time
1		38.611	26.503	31.199	2'20.030	260,9	12:33'15.391
2	39.147	37.800	25.852	30.615	2'13.414	262,8	12:35'28.805
3	38.340	36.925	25.530	30.761	2'11.556	260,2	12:37'40.361
4	38.171	36.803	25.509	30.633	2'11.116	260,2	12:39'51.477
5	37.692	36.270	25.304	30.786	2'10.052	262,1	12:42'01.529
6	37.345	36.165	25.173	30.277	2'08.960	<b>265,4</b>	12:44'10.489
7	37.006	35.846	24.875	30.188	2'07.915	260,9	12:46'18.404
8	36.699	35.637	24.814	30.297	2'07.447	259,0	12:48'25.851
9	36.796	35.807	24.833	<b>30.070</b>	2'07.506	260,2	12:50'33.357
10	36.409	35.755	24.885	30.416	2'07.465	259,0	12:52'40.822
11	36.853	35.699	24.818	30.376	2'07.746	257,1	12:54'48.568
12	36.365	35.714	<b>24.808</b>	30.237	<b>2'07.124</b>	257,1	12:56'55.692
13	36.448	<b>35.429</b>	24.867	30.398	2'07.142	256,5	12:59'02.834
14	<b>36.168</b>	35.583	25.006	30.857	2'07.614	257,1	13:01'10.448
15	36.330	35.618	25.003	30.960	2'07.911	254,7	13:03'18.359
Race Time 32'22.998							

13° 6 M. HERRERA (2'07.321)							
Lap	Seg.1	Seg.2	Seg.3	Seg.4	Lap Time	km/h	Local Time
1		38.319	26.425	31.562	2'19.493	262,8	12:33'14.854
2	39.865	37.800	25.219	30.748	2'13.632	262,1	12:35'28.486
3	37.217	36.993	25.235	30.425	2'09.870	<b>266,0</b>	12:37'38.356
4	37.710	36.400	25.266	30.523	2'09.899	259,6	12:39'48.255
5	37.610	36.283	24.675	30.591	2'09.159	262,8	12:41'57.414
6	37.303	36.406	24.663	30.468	2'08.840	263,4	12:44'06.254
7	36.743	36.128	24.915	30.676	2'08.462	261,5	12:46'14.716
8	36.986	36.472	24.919	30.912	2'09.289	259,0	12:48'24.005
9	37.299	36.174	24.917	30.590	2'08.980	260,9	12:50'32.985
10	36.652	36.554	24.837	30.448	2'08.491	262,1	12:52'41.476
11	36.451	36.318	24.615	30.533	2'07.917	261,5	12:54'49.393
12	36.743	36.186	24.653	30.535	2'08.117	260,2	12:56'57.510
13	36.368	<b>35.937</b>	24.612	<b>30.404</b>	<b>2'07.321</b>	261,5	12:59'04.831
14	36.427	36.141	<b>24.476</b>	30.413	2'07.457	261,5	13:01'12.288
15	<b>36.306</b>	36.188	27.972	31.883	2'12.349	255,3	13:03'24.637
Race Time 32'29.276							

14° 61 C. ONCU (2'07.182)							
Lap	Seg.1	Seg.2	Seg.3	Seg.4	Lap Time	km/h	Local Time
1		38.283	26.158	31.047	2'17.904	264,7	12:33'13.265
2	39.243	37.549	26.259	30.581	2'13.632	<b>268,0</b>	12:35'26.897
3	38.186	36.976	25.371	30.148	2'10.681	266,7	12:37'37.578
4	38.124	36.426	25.109	30.520	2'10.179	262,8	12:39'47.757
5	37.957	36.546	25.479	30.726	2'10.708	264,7	12:41'58.465
6	38.378	36.711	25.905	30.657	2'11.651	263,4	12:44'10.116
7	38.286	36.538	25.698	30.278	2'10.800	264,7	12:46'20.916
8	38.439	35.992	25.328	30.696	2'10.455	261,5	12:48'31.371
9	38.012	35.974	25.406	30.207	2'09.599	263,4	12:50'40.970
10	37.647	35.630	25.255	30.253	2'08.785	262,1	12:52'49.755
11	37.119	<b>35.301</b>	<b>24.811</b>	<b>29.951</b>	<b>2'07.182</b>	266,7	12:54'56.937
12	<b>36.567</b>	35.975	25.261	30.041	2'07.844	262,8	12:57'04.781
13	36.875	35.623	25.007	30.240	2'07.745	262,1	12:59'12.526
14	37.052	36.170	25.503	30.537	2'09.262	260,2	13:01'21.788
15	38.519	36.127	25.682	30.532	2'10.860	262,1	13:03'32.648
Race Time 32'37.287							

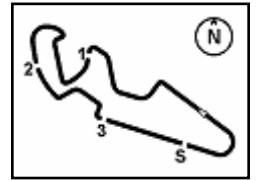
23/05/2021

P = Pits In/Out - C = Lap Time Cancelled

These data/results cannot be reproduced, stored and/or transmitted in whole or in part by any manner of electronic, mechanical, photocopying, recording, broadcasting or otherwise now known or herein after developed without the previous express consent by the copyright owner, except for reproduction in daily press and regular printed publications on sale to the public within 60 days of the event related to those data/results and always provided that copyright symbol appears together as follows below.

© DORNA WSBK ORGANIZATION Srl 2021





## Pirelli Aragon Round, 21-23 May 2021

### Chronological Analysis Race 2

MotorLand Aragon 5.077 m

Start at 12:30'55.361

3 / 4

15° 19 P. SZKOPEK (2'08.815)							
Lap	Seg.1	Seg.2	Seg.3	Seg.4	Lap Time	km/h	Local Time
1		38.661	26.537	31.713	2'22.483	253,5	12:33'17.844
2	38.226	37.529	25.560	31.129	2'12.444	254,1	12:35'30.288
3	39.332	37.083	25.217	31.234	2'12.866	251,7	12:37'43.154
4	36.998	36.264	25.006	30.896	2'09.164	254,1	12:39'52.318
5	<b>36.748</b>	36.154	25.018	30.895	<b>2'08.815</b>	253,5	12:42'01.133
6	36.764	36.443	25.390	<b>30.727</b>	2'09.324	<b>257,1</b>	12:44'10.457
7	36.839	<b>36.070</b>	25.416	30.836	2'09.161	254,1	12:46'19.618
8	36.809	36.464	24.782	31.231	2'09.286	249,4	12:48'28.904
9	37.052	36.335	24.945	31.012	2'09.344	250,6	12:50'38.248
10	36.805	36.419	25.039	31.326	2'09.589	249,4	12:52'47.837
11	36.872	36.192	25.197	31.724	2'09.985	248,3	12:54'57.822
12	37.084	36.352	<b>24.745</b>	31.001	2'09.182	249,4	12:57'07.004
13	36.790	36.339	24.900	31.037	2'09.066	250,0	12:59'16.070
14	37.232	36.553	25.207	31.915	2'10.907	247,7	13:01'26.977
15	38.131	37.373	25.701	32.205	2'13.410	246,0	13:03'40.387
Race Time 32'45.026							

16° 42 S. FROSSARD (2'07.848)							
Lap	Seg.1	Seg.2	Seg.3	Seg.4	Lap Time	km/h	Local Time
1		38.749	27.516	31.875	2'23.454	<b>262,1</b>	12:33'18.815
2	38.891	38.018	26.394	31.432	2'14.735	260,2	12:35'33.550
3	38.716	37.611	25.944	31.456	2'13.727	259,6	12:37'47.277
4	38.610	37.360	25.672	31.218	2'12.860	259,0	12:40'00.137
5	38.114	37.272	25.604	31.048	2'12.038	259,0	12:42'12.175
6	37.829	36.843	25.447	31.169	2'11.288	260,2	12:44'23.463
7	37.586	36.635	25.167	31.086	2'10.474	258,4	12:46'33.937
8	37.540	36.378	25.104	30.852	2'09.874	258,4	12:48'43.811
9	37.294	35.973	25.093	31.011	2'09.371	259,6	12:50'53.182
10	37.341	36.862	25.397	31.018	2'10.618	260,9	12:53'03.800
11	37.286	36.040	24.769	30.885	2'08.980	260,2	12:55'12.780
12	36.726	35.980	<b>24.729</b>	<b>30.615</b>	2'08.050	<b>262,1</b>	12:57'20.830
13	36.994	35.876	24.767	30.746	2'08.383	257,8	12:59'29.213
14	36.566	35.917	24.843	30.680	2'08.006	257,1	13:01'37.219
15	<b>36.459</b>	<b>35.855</b>	24.738	30.796	<b>2'07.848</b>	257,1	13:03'45.067
Race Time 32'49.706							

17° 22 F. FULIGNI (2'07.831)							
Lap	Seg.1	Seg.2	Seg.3	Seg.4	Lap Time	km/h	Local Time
1		38.645	26.564	31.832	2'19.132	263,4	12:33'14.493
2	39.882	38.991	26.137	31.324	2'16.334	<b>265,4</b>	12:35'30.827
3	38.894	37.681	25.462	31.251	2'13.288	262,1	12:37'44.115
4	38.927	37.016	25.311	31.329	2'12.583	260,2	12:39'56.698
5	38.000	36.726	25.263	31.108	2'11.097	261,5	12:42'07.795
6	38.159	36.784	25.297	30.977	2'11.217	262,1	12:44'19.012
7	37.972	36.606	25.243	31.041	2'10.862	260,9	12:46'29.874
8	37.999	36.654	25.317	31.127	2'11.097	258,4	12:48'40.971
9	37.777	36.684	25.602	31.099	2'11.162	259,0	12:50'52.133
10	37.746	36.893	25.128	31.119	2'10.886	259,0	12:53'03.019
11	37.362	36.152	24.834	30.910	2'09.258	259,0	12:55'12.277
12	37.006	35.788	24.754	30.884	2'08.432	259,6	12:57'20.709
13	37.551	35.997	24.638	30.711	2'08.897	259,6	12:59'29.606
14	36.805	<b>35.786</b>	24.742	<b>30.543</b>	2'07.876	264,1	13:01'37.482
15	<b>36.802</b>	35.857	<b>24.527</b>	30.645	<b>2'07.831</b>	259,6	13:03'45.313
Race Time 32'49.952							

18° 94 F. CARICASULO (2'04.510)							
Lap	Seg.1	Seg.2	Seg.3	Seg.4	Lap Time	km/h	Local Time
1		38.775	26.246	32.021	2'45.142	259,0	12:33'40.503
2	39.587	37.153	25.560	32.214	2'14.514	262,8	12:35'55.017
3	40.226	37.428	25.656	30.769	2'14.079	263,4	12:38'09.096
4	37.925	37.270	25.282	30.773	2'11.250	264,1	12:40'20.346
5	51.261	41.280	25.785	31.648	2'29.974	261,5	12:42'50.320
6	38.450	36.124	25.611	30.680	2'10.865	<b>264,7</b>	12:45'01.185
7	37.644	35.688	24.551	30.432	2'08.315	262,8	12:47'09.500

8	37.067	35.164	24.671	30.701	2'07.603	262,8	12:49'17.103
9	37.036	35.462	24.684	30.620	2'07.802	262,1	12:51'24.905
10	36.339	35.077	24.434	30.213	2'06.063	263,4	12:53'30.968
11	36.181	35.303	24.588	30.146	2'06.218	264,1	12:55'37.186
12	37.043	35.731	25.913	30.244	2'08.931	262,1	12:57'46.117
13	<b>35.963</b>	34.938	24.100	30.119	2'05.120	263,4	12:59'51.237
14	36.268	35.216	24.062	30.077	2'05.623	263,4	13:01'56.860
15	36.041	<b>34.723</b>	<b>23.960</b>	<b>29.786</b>	<b>2'04.510</b>	262,1	13:04'01.370
Race Time 33'06.009							

19° 24 L. TACCINI (2'11.085)							
Lap	Seg.1	Seg.2	Seg.3	Seg.4	Lap Time	km/h	Local Time
1		38.758	26.670	30.952	2'20.236	<b>268,7</b>	12:33'15.597
2	39.289	38.066	25.803	31.109	2'14.267	262,1	12:35'29.864
3	38.198	37.236	25.611	30.939	2'11.984	262,1	12:37'41.848
4	38.407	<b>36.768</b>	25.286	31.019	2'11.480	262,1	12:39'53.328
5	37.742	36.974	25.464	31.143	2'11.323	261,5	12:42'04.651
6	37.793	37.331	25.629	31.128	2'11.881	260,2	12:44'16.532
7	38.043	37.253	25.580	30.970	2'11.846	259,6	12:46'28.378
8	37.816	37.600	25.702	31.082	2'12.200	258,4	12:48'40.578
9	37.856	36.862	25.406	31.205	2'11.329	258,4	12:50'51.907
10	37.744	37.664	25.172	<b>30.789</b>	2'11.369	259,0	12:53'03.276
11	38.020	36.815	<b>25.141</b>	31.109	<b>2'11.085</b>	259,0	12:55'14.361
12	38.033	37.040	25.353	31.152	2'11.578	257,8	12:57'25.939
13	<b>37.714</b>	37.483	25.398	31.243	2'11.838	257,8	12:59'37.777
14	37.872	36.960	25.497	31.066	2'11.395	258,4	13:01'49.172
15	37.745	37.611	25.644	31.202	2'12.202	257,8	13:04'01.374
Race Time 33'06.013							

20° 45 S. KAWASAKI (2'10.439)							
Lap	Seg.1	Seg.2	Seg.3	Seg.4	Lap Time	km/h	Local Time
1		40.854	26.711	31.807	2'24.776	<b>262,1</b>	12:33'20.137
2	38.940	38.447	26.354	31.569	2'15.310	259,6	12:35'35.447
3	38.905	37.970	25.998	31.346	2'14.219	259,6	12:37'49.666
4	38.760	38.016	26.110	31.481	2'14.367	258,4	12:40'04.033
5	38.995	38.019	25.938	31.261	2'14.213	257,8	12:42'18.246
6	38.455	37.830	25.822	31.079	2'13.186	259,0	12:44'31.432
7	38.101	37.559	25.752	31.309	2'12.721	256,5	12:46'44.153
8	38.644	38.353	25.936	31.278	2'14.211	256,5	12:48'58.364
9	38.114	37.407	25.889	31.506	2'12.916	257,1	12:51'11.280
10	38.191	37.089	25.432	31.799	2'12.511	256,5	12:53'23.791
11	38.033	37.217	25.729	31.730	2'12.709	255,3	12:55'36.500
12	37.592	36.848	25.792	<b>30.962</b>	2'11.194	258,4	12:57'47.694
13	37.434	<b>36.561</b>	<b>25.305</b>	31.139	<b>2'10.439</b>	256,5	12:59'58.133
14	<b>36.843</b>	37.185	25.472	31.295	2'10.795	255,3	13:02'08.928
15	37.797	37.177	25.574	31.587	2'12.135	255,9	13:04'21.063
Race Time 33'25.702							

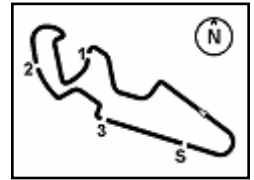
21° 84 M. FABRIZIO (2'04.786)							
Lap	Seg.1	Seg.2	Seg.3	Seg.4	Lap Time	km/h	Local Time
1		41.887	28.193	34.266	2'31.834	260,9	12:33'27.195
2	43.623	42.197	28.579	40.233	2'34.632P	258,4	12:36'01.827
3	2'50.303	39.261	26.245	32.439	4'28.248P	262,8	12:40'30.075
4	39.705	38.892	26.016	32.538	2'17.151	263,4	12:42'47.226
5	39.284	37.657	26.089	31.793	2'14.823	264,7	12:45'02.049
6	38.576	36.665	25.246	31.495	2'11.982	264,7	12:47'14.031
7	37.839	36.938	25.210	31.211	2'11.198	262,1	12:49'25.229
8	37.614	36.009	24.583	30.887	2'09.093	262,8	12:51'34.322
9	36.384	35.641	24.166	30.976	2'07.167	262,8	12:53'41.489
10	36.378	35.473	24.341	30.623	2'06.815	262,8	12:55'48.304
11	35.869	34.801	24.020	30.539	2'05.229	262,8	12:57'53.533
12	<b>35.604</b>	<b>34.775</b>	24.068	30.339	<b>2'04.786</b>	<b>265,4</b>	12:59'58.319
13	35.708	34.864	<b>24.011</b>	30.312	2'04.895	262,8	13:02'03.214
14	35.797	35.256	24.030	<b>30.194</b>	2'05.277	262,1	13:04'08.491
Race Time 33'13.130							

23/05/2021

P = Pits In/Out - C = Lap Time Cancelled

These data/results cannot be reproduced, stored and/or transmitted in whole or in part by any manner of electronic, mechanical, photocopying, recording, broadcasting or otherwise now known or herein after developed without the previous express consent by the copyright owner, except for reproduction in daily press and regular printed publications on sale to the public within 60 days of the event related to those data/results and always provided that copyright symbol appears together as follows below.

© DORNA WSBK ORGANIZATION Srl 2021



## Pirelli Aragon Round, 21-23 May 2021 Chronological Analysis Race 2

Start at 12:30'55.361

RET 2 L. MONTELLA (2'13.554)							
Lap	Seg.1	Seg.2	Seg.3	Seg.4	Lap Time	km/h	Local Time
1		39.675	27.529	34.160	2'25.450	<b>255,3</b>	12:33'20.811
2	40.739	39.734	27.115	32.881	2'20.469	<b>255,3</b>	12:35'41.280
3	39.537	38.797	26.700	32.434	2'17.468	254,7	12:37'58.748
4	40.744	38.331	27.209	32.556	2'18.840	252,9	12:40'17.588
5	38.980	38.727	31.732	32.600	2'22.039	252,9	12:42'39.627
6	38.787	38.957	26.876	32.030	2'16.650	252,3	12:44'56.277
7	39.332	38.789	27.275	32.645	2'18.041	253,5	12:47'14.318
8	<b>38.056</b>	<b>37.428</b>	26.110	31.960	<b>2'13.554</b>	254,1	12:49'27.872
9	38.272	39.489	26.184	32.591	2'16.536	248,8	12:51'44.408
10	38.555	38.132	26.335	32.177	2'15.199	252,9	12:53'59.607
11	38.332	37.678	<b>25.716</b>	<b>31.874</b>	2'13.600	251,2	12:56'13.207
12	38.376	37.618	28.986	33.512	2'18.492	252,9	12:58'31.699
13	39.366	39.794	31.308	40.568	2'31.036P	246,0	13:01'02.735
Race Time 30'07.374							

RET 23 D. PIZZOLI (2'14.812)							
Lap	Seg.1	Seg.2	Seg.3	Seg.4	Lap Time	km/h	Local Time
1		40.859	28.132	32.978	2'27.255	<b>260,2</b>	12:33'22.616
2	41.309	39.543	27.616	32.868	2'21.336	257,8	12:35'43.952
3	41.142	39.131	27.369	32.538	2'20.180	257,8	12:38'04.132
4	40.591	39.882	27.402	32.457	2'20.332	258,4	12:40'24.464
5	40.607	38.826	27.304	32.440	2'19.177	257,8	12:42'43.641
6	40.218	38.598	27.144	33.109	2'19.069	244,3	12:45'02.710
7	39.857	38.317	26.661	32.484	2'17.319	257,1	12:47'20.029
8	40.106	38.085	26.745	32.040	2'16.976	255,3	12:49'37.005
9	39.221	37.574	26.371	32.014	2'15.180	256,5	12:51'52.185
10	38.981	37.685	26.189	<b>31.957</b>	<b>2'14.812</b>	255,3	12:54'06.997
11	<b>38.516</b>	<b>37.286</b>	<b>26.149</b>	39.619	2'21.570P	255,9	12:56'28.567
Race Time 25'33.206							

RET 29 L. BERNARDI (2'08.191)							
Lap	Seg.1	Seg.2	Seg.3	Seg.4	Lap Time	km/h	Local Time
1		37.273	25.746	30.693	2'16.280	<b>268,7</b>	12:33'11.641
2	37.861	36.374	24.969	<b>30.432</b>	2'09.636	267,3	12:35'21.277
3	37.535	36.150	24.743	30.475	2'08.903	264,1	12:37'30.180
4	37.064	36.074	24.580	30.614	2'08.332	264,1	12:39'38.512
5	37.010	36.079	24.681	53.939	2'31.709P	135,3	12:42'10.221
6	2'03.160	37.486	25.202	30.723	3'36.571P	260,9	12:45'46.792
7	37.083	36.130	24.493	30.531	2'08.237	262,8	12:47'55.029
8	<b>36.858</b>	36.182	24.456	30.695	<b>2'08.191</b>	262,1	12:50'03.220
9	39.416	<b>35.682</b>	<b>24.431</b>	30.958	2'10.487	263,4	12:52'13.707
10	45.352	37.692	24.997	39.446	2'27.487P	227,8	12:54'41.194
Race Time 23'45.833							

RET 5 P. OETTL							
Lap	Seg.1	Seg.2	Seg.3	Seg.4	Lap Time	km/h	Local Time
1		<b>48.916</b>	<b>30.310</b>	42.003	3'15.788P	<b>224,1</b>	12:34'11.149
Race Time 3'15.788							

23/05/2021

P = Pits In/Out - C = Lap Time Cancelled

These data/results cannot be reproduced, stored and/or transmitted in whole or in part by any manner of electronic, mechanical, photocopying, recording, broadcasting or otherwise now known or herein after developed without the previous express consent by the copyright owner, except for reproduction in daily press and regular printed publications on sale to the public within 60 days of the event related to those data/results and always provided that copyright symbol appears together as follows below.

© DORNA WSBK ORGANIZATION Srl 2021