

Pirelli Aragon Round, 21-23 May 2021

Results Race 1

Laps 9 = 58,473 Km - Time of Race 19'48.460 - Avg. 177,122 km/h

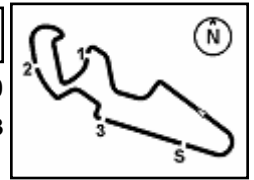
Pos	Grid	No. Rider	Nat	Team	Bike	LL	Int.	Gap	Rel.	Fastest Lap	Speed		
1	2	99 A. HUERTAS	ESP	MTM Kawasaki	Kawasaki Ninja 400	9	I1			2'07.396	211,8	2'06.502	206,1
2	4	69 T. BOOTH-AMOS	GBR	Fusport - Rt Motorsports by SKM Kawasaki	Kawasaki Ninja 400	9	I1	0.004	0.004	2'07.389	204,2	2'06.666	203,0
3	11	61 Y. OKAYA	JPN	MTM Kawasaki	Kawasaki Ninja 400	9	I1	0.098	0.094	2'06.823	209,3	2'07.169	205,3
4	3	10 U. ORRADRE	ESP	Yamaha MS Racing	Yamaha YZF-R3	9	I1	0.209	0.111	2'07.450	205,7	2'06.530	206,1
5	7	46 S. DI SORA	FRA	Leader Team Flembbo	Kawasaki Ninja 400	9	I1	0.345	0.136	2'07.452	210,5	2'06.928	205,3
6	8	1 J. BUIS	NED	MTM Kawasaki	Kawasaki Ninja 400	9	I1	0.491	0.146	2'07.172	210,1	2'06.968	204,2
7	1	87 T. KAWAKAMI	BRA	AD78 Team Brasil by MS Racing	Yamaha YZF-R3	9	I1	0.624	0.133	2'07.270	208,1	2'06.498	206,5
8	16	17 K. MEUFFELS	NED	MTM Kawasaki	Kawasaki Ninja 400	9	I1	1.247	0.623	2'06.905	213,4	2'07.603	206,1
9	15	43 H. KHOURI	AUS	Fusport - Rt Motorsports by SKM Kawasaki	Kawasaki Ninja 400	9	I1	1.395	0.148	2'06.842	209,3	2'07.598	201,9
10	9	8 B. IERACI	ITA	Machado CAME SBK	Yamaha YZF-R3	9	I1	1.815	0.420	2'07.377	206,9	2'07.006	207,7
11	13	11 A. CARRASCO	ESP	Kawasaki Provec WorldSSP300	Kawasaki Ninja 400	9	I1	2.124	0.309	2'06.452	208,9	2'07.442	208,1
12	17	64 H. DE CANCELLIS	FRA	Prodina Team WorldSSP300	Kawasaki Ninja 400	9	I1	2.625	0.501	2'07.118	210,1	2'07.682	198,9
13	12	41 M. GARCIA	ESP	2R Racing	Kawasaki Ninja 400	9	I1	2.954	0.329	2'07.066	209,7	2'07.335	205,7
14	5	58 I. IGLESIAS	ESP	SMW Racing	Kawasaki Ninja 400	9	FL.1	1 Sector	1 Sector	2'07.403	210,5	2'06.771	206,9
15	21	20 D. LOUREIRO	RSA	Fusport - Rt Motorsports by SKM Kawasaki	Kawasaki Ninja 400	9	FL.1	1 Sector	3.131	2'07.067	207,7	2'08.128	198,5
16	31	80 G. MASTROLUCA	ITA	ProGP Racing	Yamaha YZF-R3	9	FL.1	1 Sector	1.729	2'07.937	204,5	2'09.003	196,4
17	44	59 A. ZANCA	ITA	Kawasaki GP Project	Kawasaki Ninja 400	9	FL.1	1 Sector	3.632	2'07.746	208,9		187,2
18	27	26 M. GENNAI	ITA	Team BRcorse	Yamaha YZF-R3	9	FL.1	1 Sector	0.019	2'08.080	208,1	2'08.790	203,0
19	22	73 J. PEREZ GONZALEZ	ESP	Accolade Smrz Racing	Kawasaki Ninja 400	9	FL.1	1 Sector	0.121	2'07.971	207,3	2'08.180	201,5
20	26	98 A. MILLAN GOMEZ	ESP	Kawasaki GP Project	Kawasaki Ninja 400	9	FL.1	1 Sector	0.328	2'08.267	207,3	2'08.468	200,4
21	43	21 V. PEREZ SELFA	ESP	Machado CAME SBK	Yamaha YZF-R3	9	FL.1	1 Sector	0.145	2'07.919	207,3		155,2
22	34	85 K. SABATUCCI	ITA	Vinales Racing Team	Yamaha YZF-R3	9	FL.1	1 Sector	0.109	2'08.311	207,7	2'09.192	202,2
23	25	77 R. BIJMAN	NED	Machado CAME SBK	Yamaha YZF-R3	9	FL.1	1 Sector	0.075	2'08.665	206,5	2'08.410	203,8
24	20	93 M. GAGGI	ITA	Biblion Yamaha Motoxrcing	Yamaha YZF-R3	9	FL.1	1 Sector	0.074	2'08.360	208,5	2'08.127	200,4
25	30	97 F. PALAZZI	ITA	ProGP Racing	Yamaha YZF-R3	9	FL.1	1 Sector	0.149	2'07.728	206,9	2'09.000	200,7
26	29	72 V. STEEMAN	NED	Freudenberg KTM WorldSSP Team	KTM RC 390 R	9	FL.1	1 Sector	0.555	2'08.611	206,5	2'08.973	198,2
27	6	83 M. KAWAKAMI	BRA	AD78 Team Brasil by MS Racing	Yamaha YZF-R3	9	FL	2 Sectors	1 Sector	2'07.172	209,7	2'06.817	207,3
28	35	7 J. GIMBERT	FRA	TPR Team Pedercini Racing	Kawasaki Ninja 400	9	FL	2 Sectors	19.644	2'08.623	202,6	2'09.557	199,6
29	28	25 D. BERTA VINALES	ESP	Vinales Racing Team	Yamaha YZF-R3	9	FL	2 Sectors	0.277	2'08.451	205,3	2'08.825	197,8
30	33	53 P. SVOBODA	CZE	WRP Wepol Racing	Yamaha YZF-R3	9	FL	2 Sectors	4.931	2'08.535	205,7	2'09.131	200,7
31	32	16 B. NEILA	ESP	Team Trasimeno	Yamaha YZF-R3	9	FL	2 Sectors	4.344	2'09.915	208,5	2'09.100	201,5
32	37	36 S. RAINERI	ITA	GoEleven	Kawasaki Ninja 400	9	FL	2 Sectors	4.833	2'10.515	201,9	2'10.493	200,0
33	42	27 A. DIEZ RODRIGUEZ	ESP	Kawasaki GP Project	Kawasaki Ninja 400	9	FL	2 Sectors	2.134	2'10.631	207,3	2'12.843	198,9
34	38	22 J. ROMERO	ARG	SMW Racing	Kawasaki Ninja 400	9	FL	2 Sectors	1.065	2'10.679	199,3	2'11.634	202,2
35	36	55 A. FRAPPOLA	ITA	Chiodo Moto Racing	Kawasaki Ninja 400	8	I3.1	1 Lap	1 Lap	2'09.660	203,4	2'10.385	199,6
36	39	14 J. MCMANUS	IRL	Team#109 Kawasaki	Kawasaki Ninja 400	8	I3.1	1 Lap	2.480	2'11.650	202,2	2'11.717	200,4
37	41	70 M. DUARTE	POR	Yamaha MS Racing	Yamaha YZF-R3	8	I3.1	1 Lap	0.204	2'11.674	200,4	2'12.599	198,2
38	19	52 O. KONIG	CZE	Movisio by MIE	Kawasaki Ninja 400	8	SPD	1 Lap	1 Sector	2'08.639	203,4	2'08.055	206,5
-----Not Classified-----													
NC	14	54 B. SOFUOGLU	TUR	Biblion Yamaha Motoxrcing	Yamaha YZF-R3	9				2'06.784	207,7	2'07.587	194,6
RET	40	18 I. OFFER	GBR	SMW Racing	Kawasaki Ninja 400	7				2'10.240	204,9	2'12.517	198,5
RET	10	19 V. RODRIGUEZ NUNEZ	ESP	Accolade Smrz Racing	Kawasaki Ninja 400	1					205,7	2'07.167	207,7
RET	23	23 S. MARKARIAN	FRA	Leader Team Flembbo	Kawasaki Ninja 400	0						2'08.206	201,1
RET	18	48 T. BRIANTI	ITA	Prodina Team WorldSSP300	Kawasaki Ninja 400	0						2'07.835	205,3
RET	24	76 J. GIRAL ROMERO	ESP	Vinales Racing Team	Yamaha YZF-R3	0						2'08.293	203,8

22/05/2021 Start 12:46 End 13:12 The results are provisional until the end of the time limit for protests and appeals and the completion of the technical checks.

These data/results cannot be reproduced, stored and/or transmitted in whole or in part by any manner of electronic, mechanical, photocopying, recording, broadcasting or otherwise now known or herein after developed without the previous express consent by the copyright owner, except for reproduction in daily press and regular printed publications on sale to the public within 60 days of the event related to those data/results and always provided that copyright symbol appears together as follows below.

© DORNA WSBK ORGANIZATION Srl 2021





Pirelli Aragon Round, 21-23 May 2021 Results Race 1

AIR	Humidity:	44%	Temp:	19°C
TRACK	Condition:	Dry	Temp:	33°C

Records	Pole (SP)	2020	B.Sofuoglu	2'05.739	145,36 Km/h
	Race (RC2)	2020	A.Carrasco	2'06.541	144,44 Km/h
	All Times (SP)	2020	B.Sofuoglu	2'05.739	145,36 Km/h
Race Fastest Lap	(New Record)	Lap 6	A.Carrasco	2'06.452	144,54 Km/h

LAP LEADERS					
No.	Rider	From	To	Laps	Total
10	U. ORRADRE	1	1	1	
69	T. BOOTH-AMOS	2	4	3	
10	U. ORRADRE	5	5	1	2
69	T. BOOTH-AMOS	6	8	3	6
61	Y. OKAYA	9	9	1	1

TOTAL LEADER LAPS		
No.	Rider	Laps
69	T. BOOTH-AMOS	6
10	U. ORRADRE	2
61	Y. OKAYA	1

Race Highlights

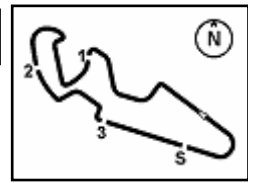
Time	No. Rider	Description
12.43.13		Warm-up Lap Start
12.46.52		Start
12.48.35	48 Brianti	Crashed - Turn 12
12.48.35	23 Markarian	Crashed - Turn 12
12.48.35	76 Giral Romero	Crashed - Turn 12
12.49.23	23 Markarian	Not Actively Competing
12.49.26	48 Brianti	Not Actively Competing
12.49.29	76 Giral Romero	Not Actively Competing
12.49.53		No Jump Start
12.50.08	19 Rodriguez Nunez	Crashed - Turn 9
12.50.46	19 Rodriguez Nunez	Not Actively Competing
12.52.03	99 Huertas	Track Limits Warning
12.54.49	99 Huertas	Long Lap Penalty
12.56.24	99 Huertas	Long Lap Penalty Completed
12.57.52	76 Giral Romero	Medical Centre
12.59.58		New Best Race Lap
13.01.44	46 Di Sora	Track Limits Warning
13.02.33	18 Offer	Entered Pits
13.04.02		2/3 of Race Distance Completed
13.04.32	18 Offer	Retired
13.05.33	52 Konig	Technical Problem
13.05.57	54 Sofuoglu	Track Limits Warning
13.06.34	83 Kawakami	Crashed - Turn 1
13.06.34	54 Sofuoglu	Crashed - Turn 1
13.06.40		RED FLAG
13.09.34	54 Sofuoglu	Medical Centre
13.11.36	54 Sofuoglu	Out
13.12.15		End Of Session

22/05/2021 Start 12:46 End 13:12 The results are provisional until the end of the time limit for protests and appeals and the completion of the technical checks.

These data/results cannot be reproduced, stored and/or transmitted in whole or in part by any manner of electronic, mechanical, photocopying, recording, broadcasting or otherwise now known or herein after developed without the previous express consent by the copyright owner, except for reproduction in daily press and regular printed publications on sale to the public within 60 days of the event related to those data/results and always provided that copyright symbol appears together as follows below.

© DORNA WSBK ORGANIZATION Srl 2021





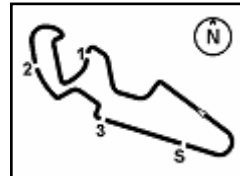
Pirelli Aragon Round, 21-23 May 2021 Championship Standings

MotorLand Aragon 5.077 m

Points	Points From First	Points From Previous	May 23	June 13	July 25	September 5	September 5	September 19	September 26	October 3								
			ARAGON	MISANO	ASSEN	MOST	MAGNY-COURS	BARCELONA	JEREZ	PORTIMAO								
1 HUERTAS Adrian (ESP)	25		25 1															
2 BOOTH-AMOS Tom (GBR)	20 5		20 2															
3 OKAYA Yuta (JPN)	16 9 4		16 3															
4 ORRADRE Unai (ESP)	13 12 3		13 4															
5 DI SORA Samuel (FRA)	11 14 2		11 5															
6 BUIS Jeffrey (NED)	10 15 1		10 6															
7 KAWAKAMI Ton (BRA)	9 16 1		9 7															
8 MEUFFELS Koen (NED)	8 17 1		8 8															
9 KHOURI Harry (AUS)	7 18 1		7 9															
10 IERACI Bruno (ITA)	6 19 1		6 10															
11 CARRASCO Ana (ESP)	5 20 1		5 11															
12 DE CANCELLIS Hugo (FRA)	4 21 1		4 12															
13 GARCIA Marc (ESP)	3 22 1		3 13															
14 IGLESIAS Inigo (ESP)	2 23 1		2 14															
15 LOUREIRO Dorren (RSA)	1 24 1		1 15															

22/05/2021 First Line: Championship Standings - Second Line: Ranking Progression
 These data/results cannot be reproduced, stored and/or transmitted in whole or in part by any manner of electronic, mechanical, photocopying, recording, broadcasting or otherwise now known or herein after developed without the previous express consent by the copyright owner, except for reproduction in daily press and regular printed publications on sale to the public within 60 days of the event related to those data/results and always provided that copyright symbol appears together as follows below.
 © DORNA WSBK ORGANIZATION Srl 2021





MotorLand Aragon 5.077 m

Pirelli Aragon Round, 21-23 May 2021

Lap Chart Race 1

		Lap								
	1	2	3	4	5	6	7	8	9	
1	10	69	69	69	10	69	69	69	61	
2	69	10	10	99	69	10	83	61	69	
3	99	99	99	10	83	87	10	10	99	
4	1	1	87	87	87	83	87	46	10	
5	87	87	46	83	46	46	46	1	1	
6	83	61	83	1	1	1	61	99	87	
7	58	46	1	46	17	17	1	87	46	
8	46	83	61	58	58	99	99	83	54	
9	61	58	58	17	99	61	17	17	83	
10	8	8	8	8	8	58	58	64	17	
11	54	17	17	61	61	54	54	54	43	
12	41	20	20	64	64	20	64	58	8	
13	11	43	43	54	54	8	8	43	11	
14	43	54	54	43	20	64	11	11	58	
15	19	64	64	20	41	41	43	8	20	
16	17	41	41	41	11	11	20	20	64	
17	20	77	80	11	43	43	41	41	41	
18	64	52	52	80	80	80	80	80	80	
19	52	80	98	98	52	52	73	26	59	
20	77	98	11	26	26	98	21	52	26	
21	93	72	77	52	77	26	52	59	73	
22	72	11	72	77	98	21	26	98	98	
23	80	73	26	72	21	85	59	73	77	
24	98	85	85	85	73	77	98	77	21	
25	73	26	73	21	85	73	77	85	85	
26	26	93	21	73	72	93	85	97	93	
27	85	25	93	93	93	59	93	21	97	
28	7	21	25	59	59	97	97	93	72	
29	25	7	59	97	97	72	72	72	7	
30	53	53	97	25	25	53	25	7	25	
31	21	59	53	53	53	25	7	25	53	
32	16	97	7	7	7	7	53	53	16	
33	97	16	16	16	16	16	16	16	36	
34	59	36	36	36	36	55	36	27	27	
35	36	27	55	55	55	27	27	36	22	
36	27	55	27	27	27	36	55	55		
37	55	18	18	18	18	18	22	22		
38	18	22	22	22	22	22	14	70		
39	14	14	14	14	14	14	70	14		
40	22	70	70	70	70	70	18			
41	70									

22/05/2021

These data/results cannot be reproduced, stored and/or transmitted in whole or in part by any manner of electronic, mechanical, photocopying, recording, broadcasting or otherwise now known or herein after developed without the previous express consent by the copyright owner, except for reproduction in daily press and regular printed publications on sale to the public within 60 days of the event related to those data/results and always provided that copyright symbol appears together as follows below.

© DORNA WSBK ORGANIZATION Srl 2021



Official Fuel Supplier

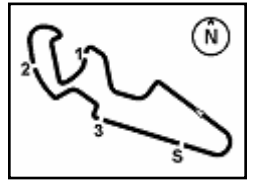


PIRELLI PERUGIA TIMING

Official Tyre Supplier



Official Timekeeper



Pirelli Aragon Round, 21-23 May 2021

Lap Chart Race 1

2 / 4

Lap 1		
1	10	U.Orradre 2'10.197
2	69	T.Booth-Amos 0.023
3	99	A.Huertas 0.040
4	1	J.Buis 0.175
5	87	T.Kawakami 0.389
6	83	M.Kawakami 0.453
7	58	I.Iglesias 0.481
8	46	S.Di Sora 0.485
9	61	Y.Okaya 1.023
10	8	B.Ieraci 1.286
11	54	B.Sofuoglu 1.288
12	41	M.Garcia 1.606
13	11	A.Carrasco 1.678
14	43	H.Khoury 2.008
15	19	V.Rodriguez Nunez 2.047
16	17	K.Meuffels 2.110
17	20	D.Loureiro 2.254
18	64	H.De Cancellis 3.398
19	52	O.Konig 3.468
20	77	R.Bijman 3.911
21	93	M.Gaggi 4.379
22	72	V.Steeman 4.448
23	80	G.Mastroluca 4.594
24	98	A.Millan Gomez 4.735
25	73	J.Perez Gonzalez 4.886
26	26	M.Gennai 4.896
27	85	K.Sabatucci 5.356
28	7	J.Gimbert 6.294
29	25	D.Berta Vinales 6.431
30	53	P.Svoboda 6.676
31	21	V.Perez Sella 6.828
32	16	B.Neila 7.070
33	97	F.Palazzi 7.075
34	59	A.Zanca 7.149
35	36	S.Raineri 8.116
36	27	A.Diez Rodriguez 8.280
37	55	A.Frappola 8.484
38	18	I.Offer 8.491
39	14	J.McManus 8.849
40	22	J.Romero 8.864
41	70	M.Duarte 9.372

32	97	F.Palazzi 9.264
33	16	B.Neila 9.591
34	36	S.Raineri 11.246
35	27	A.Diez Rodriguez 11.860
36	55	A.Frappola 12.393
37	18	I.Offer 12.678
38	22	J.Romero 13.560
39	14	J.McManus 13.809
40	70	M.Duarte 14.799

Lap 3		
1	69	T.Booth-Amos 6'25.614
2	10	U.Orradre 0.034
3	99	A.Huertas 0.099
4	87	T.Kawakami 0.246
5	46	S.Di Sora 0.460
6	83	M.Kawakami 0.837
7	1	J.Buis 0.848
8	61	Y.Okaya 0.934
9	58	I.Iglesias 1.062
10	8	B.Ieraci 1.117
11	17	K.Meuffels 1.972
12	20	D.Loureiro 2.403
13	43	H.Khoury 2.421
14	54	B.Sofuoglu 2.505
15	64	H.De Cancellis 3.124
16	41	M.Garcia 3.188
17	80	G.Mastroluca 5.732
18	52	O.Konig 5.958
19	98	A.Millan Gomez 5.988
20	11	A.Carrasco 6.048
21	77	R.Bijman 6.298
22	72	V.Steeman 6.383
23	26	M.Gennai 6.679
24	85	K.Sabatucci 7.217
25	73	J.Perez Gonzalez 7.292
26	21	V.Perez Sella 7.644
27	93	M.Gaggi 7.845
28	25	D.Berta Vinales 7.978
29	59	A.Zanca 9.318
30	97	F.Palazzi 9.633
31	53	P.Svoboda 9.738
32	7	J.Gimbert 10.138
33	16	B.Neila 11.501
34	36	S.Raineri 13.756
35	55	A.Frappola 14.048
36	27	A.Diez Rodriguez 14.805
37	18	I.Offer 14.913
38	22	J.Romero 17.652
39	14	J.McManus 17.815
40	70	M.Duarte 18.468

23	72	V.Steeman 7.681
24	85	K.Sabatucci 7.843
25	21	V.Perez Sella 7.878
26	73	J.Perez Gonzalez 8.284
27	93	M.Gaggi 8.520
28	59	A.Zanca 9.379
29	97	F.Palazzi 9.890
30	25	D.Berta Vinales 10.211
31	53	P.Svoboda 10.588
32	7	J.Gimbert 11.076
33	16	B.Neila 14.572
34	36	S.Raineri 16.679
35	55	A.Frappola 16.878
36	27	A.Diez Rodriguez 17.751
37	18	I.Offer 17.920
38	22	J.Romero 22.406
39	14	J.McManus 22.775
40	70	M.Duarte 23.609

Lap 5		
1	10	U.Orradre 10'41.616
2	69	T.Booth-Amos 0.061
3	83	M.Kawakami 0.084
4	87	T.Kawakami 0.091
5	46	S.Di Sora 0.268
6	1	J.Buis 0.276
7	17	K.Meuffels 0.343
8	58	I.Iglesias 0.626
9	99	A.Huertas 0.830
10	8	B.Ieraci 0.997
11	61	Y.Okaya 1.674
12	64	H.De Cancellis 1.846
13	54	B.Sofuoglu 1.913
14	20	D.Loureiro 2.220
15	41	M.Garcia 2.598
16	11	A.Carrasco 3.897
17	43	H.Khoury 4.135
18	80	G.Mastroluca 5.799
19	52	O.Konig 7.521
20	26	M.Gennai 7.584
21	77	R.Bijman 7.670
22	98	A.Millan Gomez 7.716
23	21	V.Perez Sella 7.781
24	73	J.Perez Gonzalez 7.938
25	85	K.Sabatucci 8.176
26	72	V.Steeman 8.311
27	93	M.Gaggi 8.640
28	59	A.Zanca 8.993
29	97	F.Palazzi 9.301
30	25	D.Berta Vinales 11.641
31	53	P.Svoboda 11.646
32	7	J.Gimbert 12.102
33	16	B.Neila 16.877
34	36	S.Raineri 19.352
35	55	A.Frappola 19.448
36	27	A.Diez Rodriguez 20.164
37	18	I.Offer 21.248
38	22	J.Romero 25.220
39	14	J.McManus 26.108
40	70	M.Duarte 26.986

14	64	H.De Cancellis 2.119
15	41	M.Garcia 2.330
16	11	A.Carrasco 2.895
17	43	H.Khoury 3.523
18	80	G.Mastroluca 6.637
19	52	O.Konig 9.342
20	98	A.Millan Gomez 9.392
21	26	M.Gennai 9.503
22	21	V.Perez Sella 9.709
23	85	K.Sabatucci 9.724
24	77	R.Bijman 9.768
25	73	J.Perez Gonzalez 9.839
26	93	M.Gaggi 9.948
27	59	A.Zanca 10.133
28	97	F.Palazzi 10.445
29	72	V.Steeman 10.520
30	53	P.Svoboda 14.753
31	25	D.Berta Vinales 14.797
32	7	J.Gimbert 14.823
33	16	B.Neila 20.699
34	55	A.Frappola 23.458
35	27	A.Diez Rodriguez 23.706
36	36	S.Raineri 23.970
37	18	I.Offer 26.223
38	22	J.Romero 28.668
39	14	J.McManus 30.621
40	70	M.Duarte 31.380

Lap 7		
1	69	T.Booth-Amos 14'57.040
2	83	M.Kawakami 0.043
3	10	U.Orradre 0.057
4	87	T.Kawakami 0.070
5	46	S.Di Sora 0.226
6	61	Y.Okaya 0.227
7	1	J.Buis 0.394
8	99	A.Huertas 0.426
9	17	K.Meuffels 0.665
10	58	I.Iglesias 1.331
11	54	B.Sofuoglu 1.436
12	64	H.De Cancellis 1.758
13	8	B.Ieraci 1.897
14	11	A.Carrasco 2.012
15	43	H.Khoury 2.520
16	20	D.Loureiro 2.636
17	41	M.Garcia 2.978
18	80	G.Mastroluca 7.884
19	73	J.Perez Gonzalez 11.215
20	21	V.Perez Sella 11.222
21	52	O.Konig 11.311
22	26	M.Gennai 11.419
23	59	A.Zanca 11.483
24	98	A.Millan Gomez 11.493
25	77	R.Bijman 11.579
26	85	K.Sabatucci 12.011
27	93	M.Gaggi 12.495
28	97	F.Palazzi 12.546
29	72	V.Steeman 12.654
30	25	D.Berta Vinales 17.189
31	7	J.Gimbert 17.258
32	53	P.Svoboda 20.811
33	16	B.Neila 23.706
34	36	S.Raineri 27.597
35	27	A.Diez Rodriguez 27.844
36	55	A.Frappola 27.915
37	22	J.Romero 31.377
38	14	J.McManus 35.241
39	70	M.Duarte 35.465
40	18	I.Offer 51.753

Lap 6		
1	69	T.Booth-Amos 12'49.070
2	10	U.Orradre 0.147
3	87	T.Kawakami 0.190
4	83	M.Kawakami 0.329
5	46	S.Di Sora 0.393
6	1	J.Buis 0.546
7	17	K.Meuffels 0.576
8	99	A.Huertas 0.852
9	61	Y.Okaya 1.043
10	58	I.Iglesias 1.392
11	54	B.Sofuoglu 1.554
12	20	D.Loureiro 1.975
13	8	B.Ieraci 2.114

14	64	H.De Cancellis 2.119
15	41	M.Garcia 2.330
16	11	A.Carrasco 2.895
17	43	H.Khoury 3.523
18	80	G.Mastroluca 6.637
19	52	O.Konig 9.342
20	98	A.Millan Gomez 9.392
21	26	M.Gennai 9.503
22	21	V.Perez Sella 9.709
23	85	K.Sabatucci 9.724
24	77	R.Bijman 9.768
25	73	J.Perez Gonzalez 9.839
26	93	M.Gaggi 9.948
27	59	A.Zanca 10.133
28	97	F.Palazzi 10.445
29	72	V.Steeman 10.520
30	53	P.Svoboda 14.753
31	25	D.Berta Vinales 14.797
32	7	J.Gimbert 14.823
33	16	B.Neila 20.699
34	55	A.Frappola 23.458
35	27	A.Diez Rodriguez 23.706
36	36	S.Raineri 23.970
37	18	I.Offer 26.223
38	22	J.Romero 28.668
39	14	J.McManus 30.621
40	70	M.Duarte 31.380

29	25	D.Berta Vinales 6.431
30	53	P.Svoboda 6.676
31	21	V.Perez Sella 6.828
32	16	B.Neila 7.070
33	97	F.Palazzi 7.075
34	59	A.Zanca 7.149
35	36	S.Raineri 8.116
36	27	A.Diez Rodriguez 8.280
37	55	A.Frappola 8.484
38	18	I.Offer 8.491
39	14	J.McManus 8.849
40	22	J.Romero 8.864

29	25	D.Berta Vinales 6.431
30	53	P.Svoboda 6.676
31	21	V.Perez Sella 6.828
32	16	B.Neila 7.070
33	97	F.Palazzi 7.075
34	59	A.Zanca 7.149
35	36	S.Raineri 8.116
36	27	A.Diez Rodriguez 8.280
37	55	A.Frappola 8.484
38	18	I.Offer 8.491
39	14	J.McManus 8.849
40	22	J.Romero 8.864

Lap 8		
1	69	T.Booth-Amos 17'04.495
2	61	Y.Okaya 0.185
3	10	U.Orradre 0.203
4	46	S.Di Sora 0.223

29	25	D.Berta Vinales 6.431
30	53	P.Svoboda 6.676
31	21	V.Perez Sella 6.828
32	16	B.Neila 7.070
33	97	F.Palazzi 7.075
34	59	A.Zanca 7.149
35	36	S.Raineri 8.116
36	27	A.Diez Rodriguez 8.280
37	55	A.Frappola 8.484
38	18	I.Offer 8.491
39	14	J.McManus 8.849
40	22	J.Romero 8.864

29	25	D.Berta Vinales 6.431
30	53	P.Svoboda 6.676
31	21	V.Perez Sella 6.828
32	16	B.Neila 7.070
33	97	F.Palazzi 7.075
34	59	A.Zanca 7.149
35	36	S.Raineri 8.116
36	27	A.Diez Rodriguez 8.280
37	55	A.Frappola 8.484
38	18	I.Offer 8.491
39	14	J.McManus 8.849
40	22	J.Romero 8.864

29	25	D.Berta Vinales 6.431
30	53	P.Svoboda 6.676
31	21	V.Perez Sella 6.828
32	16	B.Neila 7.070
33	97	F.Palazzi 7.075
34	59	A.Zanca 7.149
35	36	S.Raineri 8.116
36	27	A.Diez Rodriguez 8.280
37	55	A.Frappola 8.484
38	18	I.Offer 8.491
39	14	J.McManus 8.849
40	22	J.Romero 8.864

22/05/2021

These data/results cannot be reproduced, stored and/or transmitted in whole or in part by any manner of electronic, mechanical, photocopying, recording, broadcasting or otherwise now known or herein after developed without the previous express consent by the copyright owner, except for reproduction in daily press and regular printed publications on sale to the public within 60 days of the event related to those data/results and always provided that copyright symbol appears together as follows below.

© DORNA WSBK ORGANIZATION Srl 2021



Official Fuel Supplier

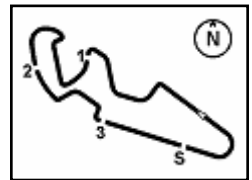


FKR PERUGIA TIMING

Official Tyre Supplier



Official Timekeeper



MotorLand Aragon 5.077 m

3 / 4

Pirelli Aragon Round, 21-23 May 2021

Lap Chart Race 1

5	1	J.Buis	0.319
6	99	A.Huertas	0.367
7	87	T.Kawakami	0.512
8	83	M.Kawakami	0.585
9	17	K.Meuffels	0.655
10	64	H.De Cancellis	1.641
11	54	B.Sofuoglu	1.773
12	58	I.Iglesias	1.992
13	43	H.Khuri	2.199
14	11	A.Carrasco	2.204
15	8	B.Ieraci	2.240
16	20	D.Loureiro	2.535
17	41	M.Garcia	3.192
18	80	G.Mastroluca	10.058
19	26	M.Gennai	13.936
20	52	O.Konig	13.943
21	59	A.Zanca	14.011
22	98	A.Millan Gomez	14.134
23	73	J.Perez Gonzalez	14.157
24	77	R.Bijman	14.310
25	85	K.Sabatucci	14.408
26	97	F.Palazzi	14.570
27	21	V.Perez Selfa	14.679
28	93	M.Gaggi	14.733
29	72	V.Steeman	14.816
30	7	J.Gimbert	19.356
31	25	D.Berta Vinales	19.613
32	53	P.Svoboda	23.515
33	16	B.Neila	27.392
34	27	A.Diez Rodriguez	31.617
35	36	S.Raineri	31.696
36	55	A.Frappola	31.787
37	22	J.Romero	35.303
38	70	M.Duarte	40.310
39	14	J.McManus	40.408

Lap 9

1	61	Y.Okaya	19'12.529
2	69	T.Booth-Amos	0.059
3	99	A.Huertas	0.243
4	10	U.Orradre	0.278
5	1	J.Buis	0.356
6	87	T.Kawakami	0.448
7	46	S.Di Sora	0.555
8	54	B.Sofuoglu	1.271
9	83	M.Kawakami	1.273
10	17	K.Meuffels	1.312
11	43	H.Khuri	1.694
12	8	B.Ieraci	1.788
13	11	A.Carrasco	1.870
14	58	I.Iglesias	2.124
15	20	D.Loureiro	2.279
16	64	H.De Cancellis	2.352
17	41	M.Garcia	2.405
18	80	G.Mastroluca	11.693
19	59	A.Zanca	15.258
20	26	M.Gennai	15.485
21	73	J.Perez Gonzalez	15.625
22	98	A.Millan Gomez	15.667
23	77	R.Bijman	15.939
24	21	V.Perez Selfa	15.983
25	85	K.Sabatucci	16.113
26	93	M.Gaggi	16.214
27	97	F.Palazzi	16.404
28	72	V.Steeman	16.963
29	7	J.Gimbert	20.917
30	25	D.Berta Vinales	21.194
31	53	P.Svoboda	26.125
32	16	B.Neila	30.469
33	36	S.Raineri	35.302
34	27	A.Diez Rodriguez	37.436
35	22	J.Romero	38.501

22/05/2021

These data/results cannot be reproduced, stored and/or transmitted in whole or in part by any manner of electronic, mechanical, photocopying, recording, broadcasting or otherwise now known or herein after developed without the previous express consent by the copyright owner, except for reproduction in daily press and regular printed publications on sale to the public within 60 days of the event related to those data/results and always provided that copyright symbol appears together as follows below.

© DORNA WSBK ORGANIZATION Srl 2021



Official Fuel Supplier

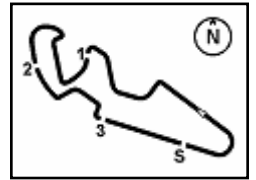


PIRELLI

Official Tyre Supplier



Official Timekeeper



Pirelli Aragon Round, 21-23 May 2021

Lap Chart Race 1

Race Pace Comparison

	58 Igl	20 Lou	80 Mas	59 Zan	26 Gen	73 PeG	98 Mil	21 PeS	85 Sab	83 KaM	7 Gim	25 Ber	53 Svo	16 Nei
1	2'10.678	2'12.451	2'14.791	2'17.346	2'15.093	2'15.083	2'14.932	2'17.025	2'15.553	2'10.650	2'16.491	2'16.628	2'16.873	2'17.267
2	2'08.081	2'08.178	2'08.258	2'08.912	2'09.120	2'08.725	2'08.403	2'08.246	2'08.344	2'08.067	2'09.473	2'08.451	2'09.152	2'09.933
3	2'07.917	2'07.388	2'08.297	2'08.674	2'08.080	2'09.098	2'08.267	2'07.987	2'08.934	2'07.734	2'09.788	2'08.513	2'09.327	2'09.915
4	2'07.403	2'08.752	2'08.132	2'07.746	2'08.080	2'08.677	2'08.735	2'07.919	2'08.311	2'07.172	2'08.623	2'09.918	2'08.535	2'10.756
5	2'08.163	2'07.067	2'07.937	2'07.931	2'08.827	2'07.971	2'08.995	2'08.220	2'08.650	2'08.077	2'09.343	2'09.747	2'09.375	2'10.622
6	2'08.220	2'07.209	2'08.292	2'08.594	2'09.373	2'09.355	2'09.130	2'09.382	2'09.002	2'07.699	2'10.175	2'10.610	2'10.561	2'11.276
7	2'07.909	2'08.631	2'09.217	2'09.320	2'09.886	2'09.346	2'10.071	2'09.483	2'10.257	2'07.684	2'10.405	2'10.362	2'14.028	2'10.977
8	2'08.116	2'07.354	2'09.629	2'09.983	2'09.972	2'10.397	2'10.096	2'10.912	2'09.852	2'07.997	2'09.553	2'09.879	2'10.159	2'11.141
9	2'08.166	2'07.778	2'09.669	2'09.281	2'09.583	2'09.502	2'09.567	2'09.338	2'09.739	2'08.722	2'09.595	2'09.615	2'10.644	2'11.111

	99 Her	69 Boo	61 Oka	10 Orr	46 DiS	1 Bui	87 KaT	17 Meu	43 Kho	77 Bij	93 Gag	97 Pal	72 Ste	36 Rai
1	2'10.237	2'10.220	2'11.220	2'10.197	2'10.682	2'10.372	2'10.586	2'12.307	2'12.205	2'14.108	2'14.576	2'17.272	2'14.645	2'18.313
2	2'07.519	2'07.389	2'07.249	2'07.450	2'07.918	2'07.386	2'07.270	2'08.035	2'08.525	2'08.712	2'10.157	2'09.601	2'08.741	2'10.542
3	2'07.957	2'08.005	2'08.079	2'08.001	2'07.474	2'08.704	2'08.004	2'07.244	2'07.305	2'09.092	2'08.726	2'08.374	2'08.611	2'10.515
4	2'07.622	2'07.685	2'09.511	2'07.750	2'07.643	2'07.172	2'07.717	2'06.905	2'08.315	2'08.665	2'08.360	2'07.942	2'08.983	2'10.608
5	2'09.111	2'08.378	2'07.231	2'08.218	2'08.167	2'08.258	2'08.130	2'07.468	2'09.401	2'08.709	2'08.437	2'07.728	2'08.947	2'10.990
6	2'07.476	2'07.393	2'06.823	2'07.601	2'07.579	2'07.724	2'07.553	2'07.687	2'06.842	2'09.552	2'08.762	2'08.598	2'09.663	2'12.072
7	2'07.544	2'07.970	2'07.154	2'07.880	2'07.803	2'07.818	2'07.850	2'08.059	2'06.967	2'09.781	2'10.517	2'10.071	2'10.104	2'11.597
8	2'07.396	2'07.455	2'07.413	2'07.601	2'07.452	2'07.380	2'07.897	2'07.445	2'07.134	2'10.186	2'09.693	2'09.479	2'09.617	2'11.554
9	2'07.910	2'08.093	2'07.849	2'08.109	2'08.366	2'08.071	2'07.970	2'08.691	2'07.529	2'09.663	2'09.515	2'09.868	2'10.181	2'11.640

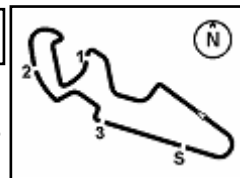
	8 Ier	11 CaA	64 DeC	41 Gar	54 Sof	27 Die	22 Rom	55 Fra	14 McM	70 Dua	52 Kon	18 Off	19 Rod
1	2'11.483	2'11.875	2'13.595	2'11.803	2'11.485	2'18.477	2'19.061	2'18.681	2'19.046	2'19.569	2'13.665	2'18.688	2'12.244
2	2'07.377	2'11.762	2'07.907	2'09.933	2'09.850	2'10.992	2'12.108	2'11.321	2'12.372	2'12.839	2'09.268	2'11.599	
3	2'07.871	2'08.025	2'07.236	2'07.066	2'06.784	2'10.950	2'12.097	2'09.660	2'12.011	2'11.674	2'08.639	2'10.240	
4	2'07.774	2'07.303	2'07.606	2'08.026	2'08.225	2'10.631	2'12.439	2'10.515	2'12.645	2'12.826	2'08.901	2'10.692	
5	2'08.108	2'06.548	2'07.118	2'07.386	2'07.185	2'10.730	2'11.131	2'10.887	2'11.650	2'11.694	2'08.664	2'11.645	
6	2'08.571	2'06.452	2'07.727	2'07.186	2'07.095	2'10.996	2'10.902	2'11.464	2'11.967	2'11.848	2'09.275	2'12.429	
7	2'07.753	2'07.087	2'07.609	2'08.618	2'07.852	2'12.108	2'10.679	2'12.427	2'12.590	2'12.055	2'09.939	2'33.500	
8	2'07.798	2'07.647	2'07.338	2'07.669	2'07.792	2'11.228	2'11.381	2'11.327	2'12.622	2'12.300	2'10.087		
9	2'07.582	2'07.700	2'08.745	2'07.247	2'07.532	2'13.853	2'11.232						

22/05/2021

These data/results cannot be reproduced, stored and/or transmitted in whole or in part by any manner of electronic, mechanical, photocopying, recording, broadcasting or otherwise now known or herein after developed without the previous express consent by the copyright owner, except for reproduction in daily press and regular printed publications on sale to the public within 60 days of the event related to those data/results and always provided that copyright symbol appears together as follows below.

© DORNA WSBK ORGANIZATION Srl 2021





Pirelli Aragon Round, 21-23 May 2021

Best Sectors & Speed Race 1

RESULTS

LL Int.

1	83 M. KAWAKAMI	Yamaha YZF-R3	9	FL
2	7 J. GIMBERT	Kawasaki Ninja 400	9	FL
3	25 D. BERTA VINALES	Yamaha YZF-R3	9	FL
4	53 P. SVOBODA	Yamaha YZF-R3	9	FL
5	16 B. NEILA	Yamaha YZF-R3	9	FL
6	36 S. RAINERI	Kawasaki Ninja 400	9	FL
7	27 A. DIEZ RODRIGUEZ	Kawasaki Ninja 400	9	FL
8	22 J. ROMERO	Kawasaki Ninja 400	9	FL
9	99 A. HUERTAS	Kawasaki Ninja 400	9	I1
10	69 T. BOOTH-AMOS	Kawasaki Ninja 400	9	I1
11	61 Y. OKAYA	Kawasaki Ninja 400	9	I1
12	10 U. ORRADRE	Yamaha YZF-R3	9	I1
13	46 S. DI SORA	Kawasaki Ninja 400	9	I1
14	1 J. BUIS	Kawasaki Ninja 400	9	I1
15	87 T. KAWAKAMI	Yamaha YZF-R3	9	I1
16	17 K. MEUFFELS	Kawasaki Ninja 400	9	I1
17	43 H. KHOURI	Kawasaki Ninja 400	9	I1
18	8 B. IERACI	Yamaha YZF-R3	9	I1
19	11 A. CARRASCO	Kawasaki Ninja 400	9	I1
20	64 H. DE CANCELLIS	Kawasaki Ninja 400	9	I1
21	41 M. GARCIA	Kawasaki Ninja 400	9	I1
22	58 I. IGLESIAS	Kawasaki Ninja 400	9	FL.1
23	20 D. LOUREIRO	Kawasaki Ninja 400	9	FL.1
24	80 G. MASTROLUCA	Yamaha YZF-R3	9	FL.1
25	59 A. ZANCA	Kawasaki Ninja 400	9	FL.1
26	26 M. GENNAI	Yamaha YZF-R3	9	FL.1
27	73 J. PEREZ GONZALEZ	Kawasaki Ninja 400	9	FL.1
28	98 A. MILLAN GOMEZ	Kawasaki Ninja 400	9	FL.1
29	21 V. PEREZ SELFA	Yamaha YZF-R3	9	FL.1
30	85 K. SABATUCCI	Yamaha YZF-R3	9	FL.1
31	77 R. BIJMAN	Yamaha YZF-R3	9	FL.1
32	93 M. GAGGI	Yamaha YZF-R3	9	FL.1
33	97 F. PALAZZI	Yamaha YZF-R3	9	FL.1
34	72 V. STEEMAN	KTM RC 390 R	9	FL.1
35	55 A. FRAPPOLA	Kawasaki Ninja 400	8	I3.1
36	14 J. MCMANUS	Kawasaki Ninja 400	8	I3.1
37	70 M. DUARTE	Yamaha YZF-R3	8	I3.1
38	52 O. KONIG	Kawasaki Ninja 400	8	SPD
NC	54 B. SOFUOGLU	Yamaha YZF-R3	9	
RET	18 I. OFFER	Kawasaki Ninja 400	7	
RET	19 V. RODRIGUEZ NUNEZ	Kawasaki Ninja 400	1	
RET	23 S. MARKARIAN	Kawasaki Ninja 400		
RET	48 T. BRIANTI	Kawasaki Ninja 400		
RET	76 J. GIRAL ROMERO	Yamaha YZF-R3		

SPEED

1	17 K. MEUFFELS	Kawasaki Ninja 400	213,4
2	99 A. HUERTAS	Kawasaki Ninja 400	211,8
3	58 I. IGLESIAS	Kawasaki Ninja 400	210,5
4	46 S. DI SORA	Kawasaki Ninja 400	210,5
5	1 J. BUIS	Kawasaki Ninja 400	210,1
6	64 H. DE CANCELLIS	Kawasaki Ninja 400	210,1
7	83 M. KAWAKAMI	Yamaha YZF-R3	209,7
8	41 M. GARCIA	Kawasaki Ninja 400	209,7
9	61 Y. OKAYA	Kawasaki Ninja 400	209,3
10	43 H. KHOURI	Kawasaki Ninja 400	209,3
11	59 A. ZANCA	Kawasaki Ninja 400	208,9
12	11 A. CARRASCO	Kawasaki Ninja 400	208,9
13	16 B. NEILA	Yamaha YZF-R3	208,5
14	93 M. GAGGI	Yamaha YZF-R3	208,5
15	26 M. GENNAI	Yamaha YZF-R3	208,1
16	87 T. KAWAKAMI	Yamaha YZF-R3	208,1
17	54 B. SOFUOGLU	Yamaha YZF-R3	207,7
18	85 K. SABATUCCI	Yamaha YZF-R3	207,7
19	20 D. LOUREIRO	Kawasaki Ninja 400	207,7
20	73 J. PEREZ GONZALEZ	Kawasaki Ninja 400	207,3
21	27 A. DIEZ RODRIGUEZ	Kawasaki Ninja 400	207,3
22	21 V. PEREZ SELFA	Yamaha YZF-R3	207,3
23	98 A. MILLAN GOMEZ	Kawasaki Ninja 400	207,3
24	97 F. PALAZZI	Yamaha YZF-R3	206,9
25	8 B. IERACI	Yamaha YZF-R3	206,9
26	72 V. STEEMAN	KTM RC 390 R	206,5
27	77 R. BIJMAN	Yamaha YZF-R3	206,5
28	10 U. ORRADRE	Yamaha YZF-R3	205,7
29	19 V. RODRIGUEZ NUNEZ	Kawasaki Ninja 400	205,7
30	53 P. SVOBODA	Yamaha YZF-R3	205,7
31	25 D. BERTA VINALES	Yamaha YZF-R3	205,3
32	18 I. OFFER	Kawasaki Ninja 400	204,9
33	80 G. MASTROLUCA	Yamaha YZF-R3	204,5
34	69 T. BOOTH-AMOS	Kawasaki Ninja 400	204,2
35	55 A. FRAPPOLA	Kawasaki Ninja 400	203,4
36	52 O. KONIG	Kawasaki Ninja 400	203,4
37	7 J. GIMBERT	Kawasaki Ninja 400	202,6
38	14 J. MCMANUS	Kawasaki Ninja 400	202,2
39	36 S. RAINERI	Kawasaki Ninja 400	201,9
40	70 M. DUARTE	Yamaha YZF-R3	200,4
41	22 J. ROMERO	Kawasaki Ninja 400	199,3

22/05/2021

These data/results cannot be reproduced, stored and/or transmitted in whole or in part by any manner of electronic, mechanical, photocopying, recording, broadcasting or otherwise now known or herein after developed without the previous express consent by the copyright owner, except for reproduction in daily press and regular printed publications on sale to the public within 60 days of the event related to those data/results and always provided that copyright symbol appears together as follows below.

© DORNA WSBK ORGANIZATION Srl 2021



Official Fuel Supplier

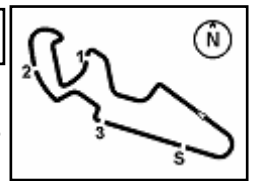


FICR PERUGIA TIMING

Official Tyre Supplier



Official Timekeeper



Pirelli Aragon Round, 21-23 May 2021

Best Sectors & Speed Race 1

MotorLand Aragon 5.077 m

2 / 2

SEG. 1			SEG. 2			SEG. 3			SEG. 4						
1	64	H. DE CANCELLIS	35.474	1	83	M. KAWAKAMI	35.020	1	69	T. BOOTH-AMOS	22.751	1	17	K. MEUFFELS	32.448
2	20	D. LOUREIRO	35.479	2	46	S. DI SORA	35.060	2	11	A. CARRASCO	23.008	2	61	Y. OKAYA	32.475
3	8	B. IERACI	35.502	3	54	B. SOFUOGLU	35.067	3	64	H. DE CANCELLIS	23.024	3	99	A. HUERTAS	32.540
4	11	A. CARRASCO	35.515	4	87	T. KAWAKAMI	35.067	4	10	U. ORRADRE	23.027	4	11	A. CARRASCO	32.615
5	17	K. MEUFFELS	35.526	5	61	Y. OKAYA	35.092	5	8	B. IERACI	23.035	5	54	B. SOFUOGLU	32.628
6	54	B. SOFUOGLU	35.551	6	1	J. BUIS	35.094	6	99	A. HUERTAS	23.041	6	1	J. BUIS	32.659
7	41	M. GARCIA	35.567	7	11	A. CARRASCO	35.124	7	54	B. SOFUOGLU	23.054	7	83	M. KAWAKAMI	32.678
8	43	H. KHOURI	35.587	8	10	U. ORRADRE	35.125	8	73	J. PEREZ GONZALEZ	23.063	8	20	D. LOUREIRO	32.717
9	19	V. RODRIGUEZ NUNEZ	35.620	9	69	T. BOOTH-AMOS	35.159	9	87	T. KAWAKAMI	23.076	9	64	H. DE CANCELLIS	32.743
10	99	A. HUERTAS	35.646	10	41	M. GARCIA	35.176	10	20	D. LOUREIRO	23.087	10	41	M. GARCIA	32.750
11	83	M. KAWAKAMI	35.652	11	43	H. KHOURI	35.185	11	97	F. PALAZZI	23.093	11	43	H. KHOURI	32.785
12	61	Y. OKAYA	35.671	12	20	D. LOUREIRO	35.200	12	43	H. KHOURI	23.097	12	72	V. STEEMAN	32.790
13	46	S. DI SORA	35.721	13	99	A. HUERTAS	35.235	13	58	I. IGLESIAS	23.103	13	87	T. KAWAKAMI	32.790
14	1	J. BUIS	35.736	14	17	K. MEUFFELS	35.302	14	98	A. MILLAN GOMEZ	23.107	14	46	S. DI SORA	32.821
15	21	V. PEREZ SELFA	35.737	15	8	B. IERACI	35.311	15	41	M. GARCIA	23.147	15	58	I. IGLESIAS	32.826
16	97	F. PALAZZI	35.766	16	64	H. DE CANCELLIS	35.324	16	46	S. DI SORA	23.156	16	26	M. GENNAI	32.831
17	69	T. BOOTH-AMOS	35.782	17	77	R. BIJMAN	35.337	17	61	Y. OKAYA	23.160	17	21	V. PEREZ SELFA	32.863
18	25	D. BERTA VINALES	35.794	18	80	G. MASTROLUCA	35.366	18	59	A. ZANCA	23.216	18	19	V. RODRIGUEZ NUNEZ	32.867
19	58	I. IGLESIAS	35.796	19	58	I. IGLESIAS	35.408	19	83	M. KAWAKAMI	23.221	19	69	T. BOOTH-AMOS	32.874
20	10	U. ORRADRE	35.820	20	52	O. KONIG	35.426	20	17	K. MEUFFELS	23.240	20	85	K. SABATUCCI	32.906
21	7	J. GIMBERT	35.827	21	59	A. ZANCA	35.466	21	80	G. MASTROLUCA	23.257	21	77	R. BIJMAN	32.925
22	53	P. SVOBODA	35.830	22	97	F. PALAZZI	35.472	22	21	V. PEREZ SELFA	23.262	22	8	B. IERACI	32.938
23	59	A. ZANCA	35.874	23	26	M. GENNAI	35.490	23	77	R. BIJMAN	23.282	23	10	U. ORRADRE	32.954
24	87	T. KAWAKAMI	35.892	24	72	V. STEEMAN	35.545	24	85	K. SABATUCCI	23.317	24	52	O. KONIG	32.986
25	93	M. GAGGI	35.904	25	85	K. SABATUCCI	35.556	25	25	D. BERTA VINALES	23.324	25	59	A. ZANCA	32.998
26	80	G. MASTROLUCA	35.911	26	98	A. MILLAN GOMEZ	35.561	26	1	J. BUIS	23.339	26	25	D. BERTA VINALES	33.014
27	73	J. PEREZ GONZALEZ	35.946	27	21	V. PEREZ SELFA	35.573	27	36	S. RAINERI	23.348	27	73	J. PEREZ GONZALEZ	33.030
28	77	R. BIJMAN	35.950	28	93	M. GAGGI	35.618	28	93	M. GAGGI	23.367	28	98	A. MILLAN GOMEZ	33.050
29	26	M. GENNAI	35.979	29	53	P. SVOBODA	35.729	29	26	M. GENNAI	23.377	29	93	M. GAGGI	33.073
30	85	K. SABATUCCI	36.023	30	73	J. PEREZ GONZALEZ	35.733	30	7	J. GIMBERT	23.416	30	97	F. PALAZZI	33.108
31	55	A. FRAPPOLA	36.166	31	25	D. BERTA VINALES	35.744	31	53	P. SVOBODA	23.426	31	80	G. MASTROLUCA	33.118
32	52	O. KONIG	36.175	32	36	S. RAINERI	35.904	32	52	O. KONIG	23.446	32	53	P. SVOBODA	33.211
33	72	V. STEEMAN	36.175	33	16	B. NEILA	35.904	33	72	V. STEEMAN	23.491	33	7	J. GIMBERT	33.304
34	98	A. MILLAN GOMEZ	36.276	34	7	J. GIMBERT	36.019	34	55	A. FRAPPOLA	23.542	34	16	B. NEILA	33.479
35	18	I. OFFER	36.304	35	19	V. RODRIGUEZ NUNEZ	36.036	35	16	B. NEILA	23.616	35	18	I. OFFER	33.609
36	16	B. NEILA	36.393	36	27	A. DIEZ RODRIGUEZ	36.047	36	22	J. ROMERO	23.759	36	22	J. ROMERO	33.624
37	36	S. RAINERI	36.596	37	55	A. FRAPPOLA	36.084	37	27	A. DIEZ RODRIGUEZ	23.773	37	27	A. DIEZ RODRIGUEZ	33.675
38	22	J. ROMERO	36.697	38	22	J. ROMERO	36.095	38	18	I. OFFER	23.790	38	55	A. FRAPPOLA	33.713
39	14	J. MCMANUS	36.807	39	18	I. OFFER	36.167	39	70	M. DUARTE	23.887	39	14	J. MCMANUS	33.746
40	27	A. DIEZ RODRIGUEZ	36.828	40	23	S. MARKARIAN	36.197	40	14	J. MCMANUS	24.095	40	36	S. RAINERI	33.817
41	70	M. DUARTE	37.001	41	76	J. GIRAL ROMERO	36.236	41	19	V. RODRIGUEZ NUNEZ	24.390	41	70	M. DUARTE	33.834
42	48	T. BRIANTI	40.347	42	48	T. BRIANTI	36.338								
43	76	J. GIRAL ROMERO	40.607	43	70	M. DUARTE	36.398								
				44	14	J. MCMANUS	36.459								

22/05/2021

These data/results cannot be reproduced, stored and/or transmitted in whole or in part by any manner of electronic, mechanical, photocopying, recording, broadcasting or otherwise now known or herein after developed without the previous express consent by the copyright owner, except for reproduction in daily press and regular printed publications on sale to the public within 60 days of the event related to those data/results and always provided that copyright symbol appears together as follows below.

© DORNA WSBK ORGANIZATION Srl 2021



Official Fuel Supplier

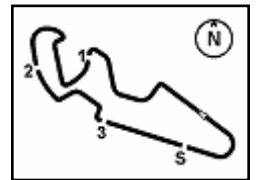


FICR PERUGIA TIMING

Official Tyre Supplier



Official Timekeeper



MotorLand Aragon 5.077 m

Pirelli Aragon Round, 21-23 May 2021

Chronological Analysis Race 1

Start at 12:46'48.690

1 / 4

1° 99 A. HUERTAS (2'07.396)							
Lap	Seg.1	Seg.2	Seg.3	Seg.4	Lap Time	km/h	Local Time
1		35.650	23.845	33.205	2'10.237	199,6	12:48'58.927
2	35.646	35.391	23.041	33.441	2'07.519	196,7	12:51'06.446
3	36.380	35.235	23.514	32.828	2'07.957	204,9	12:53'14.403
4	35.786	35.398	23.210	33.228	2'07.622	203,4	12:55'22.025
5	35.874	37.586	23.111	32.540	2'09.111	210,5	12:57'31.136
6	36.179	35.411	23.221	32.665	2'07.476	211,8	12:59'38.612
7	36.237	35.303	23.462	32.542	2'07.544	210,1	13:01'46.156
8	36.206	35.237	23.184	32.769	2'07.396	208,9	13:03'53.552
9	36.281	35.405	23.218	33.006	2'07.910	206,1	13:06'01.462

Last Passing Point I1 at 13:06'37.150

1		35.285	23.619	33.053	2'10.372	206,5	12:48'59.062
2	35.742	35.285	23.537	32.822	2'07.386	206,1	12:51'06.448
3	36.299	35.274	24.037	33.094	2'08.704	203,4	12:53'15.152
4	35.736	35.123	23.371	32.942	2'07.172	207,7	12:55'22.324
5	36.332	35.697	23.478	32.751	2'08.258	204,2	12:57'30.582
6	36.583	35.094	23.339	32.708	2'07.724	210,1	12:59'38.306
7	36.308	35.233	23.618	32.659	2'07.818	210,1	13:01'46.124
8	35.917	35.151	23.464	32.848	2'07.380	209,3	13:03'53.504
9	36.144	35.523	23.474	32.930	2'08.071	208,9	13:06'01.575

Last Passing Point I1 at 13:06'37.641

2° 69 T. BOOTH-AMOS (2'07.389)							
Lap	Seg.1	Seg.2	Seg.3	Seg.4	Lap Time	km/h	Local Time
1		35.539	23.672	33.075	2'10.220	204,2	12:48'58.910
2	36.046	35.159	23.310	32.874	2'07.389	203,0	12:51'06.299
3	36.062	35.290	23.266	33.387	2'08.005	200,0	12:53'14.304
4	35.977	35.374	22.822	33.512	2'07.685	197,4	12:55'21.989
5	36.336	35.322	23.303	33.417	2'08.378	197,8	12:57'30.367
6	35.901	35.276	22.795	33.421	2'07.393	197,4	12:59'37.760
7	36.045	35.255	22.968	33.702	2'07.970	197,8	13:01'45.730
8	35.782	35.316	22.751	33.606	2'07.455	196,0	13:03'53.185
9	36.129	35.451	22.950	33.563	2'08.093	195,3	13:06'01.278

Last Passing Point I1 at 13:06'37.154

7° 87 T. KAWAKAMI (2'07.270)							
Lap	Seg.1	Seg.2	Seg.3	Seg.4	Lap Time	km/h	Local Time
1		35.469	23.356	34.011	2'10.586	193,5	12:48'59.276
2	35.892	35.248	23.328	32.802	2'07.270	206,1	12:51'06.546
3	35.956	35.326	23.551	33.171	2'08.004	200,4	12:53'14.550
4	36.034	35.224	23.272	33.187	2'07.717	203,8	12:55'22.267
5	36.517	35.409	23.414	32.790	2'08.130	208,1	12:57'30.397
6	36.020	35.191	23.076	33.266	2'07.553	198,5	12:59'37.950
7	36.222	35.067	23.175	33.386	2'07.850	200,7	13:01'45.800
8	36.444	35.259	23.400	32.794	2'07.897	208,1	13:03'53.697
9	36.227	35.509	23.344	32.890	2'07.970	204,2	13:06'01.667

Last Passing Point I1 at 13:06'37.774

3° 61 Y. OKAYA (2'06.823)							
Lap	Seg.1	Seg.2	Seg.3	Seg.4	Lap Time	km/h	Local Time
1		35.784	23.764	32.845	2'11.220	204,5	12:48'59.910
2	35.743	35.193	23.443	32.870	2'07.249	208,9	12:51'07.159
3	35.781	35.682	23.540	33.076	2'08.079	204,5	12:53'15.238
4	35.823	35.455	25.227	33.006	2'09.511	204,5	12:55'24.749
5	35.800	35.472	23.160	32.799	2'07.231	203,8	12:57'31.980
6	35.671	35.278	23.399	32.475	2'06.823	209,3	12:59'38.803
7	35.971	35.092	23.367	32.724	2'07.154	206,5	13:01'45.957
8	36.223	35.105	23.198	32.887	2'07.413	205,3	13:03'53.370
9	36.083	35.347	23.277	33.142	2'07.849	203,0	13:06'01.219

Last Passing Point I1 at 13:06'37.248

8° 17 K. MEUFFELS (2'06.905)							
Lap	Seg.1	Seg.2	Seg.3	Seg.4	Lap Time	km/h	Local Time
1		35.716	24.055	32.620	2'12.307	208,5	12:49'00.997
2	36.064	35.656	23.262	33.053	2'08.035	202,6	12:51'09.032
3	35.892	35.379	23.240	32.733	2'07.244	205,3	12:53'16.276
4	35.526	35.386	23.364	32.629	2'06.905	211,8	12:55'23.181
5	35.755	35.598	23.667	32.448	2'07.468	207,7	12:57'30.649
6	36.431	35.437	23.271	32.548	2'07.687	213,4	12:59'38.336
7	36.618	35.313	23.542	32.586	2'08.059	211,4	13:01'46.395
8	36.234	35.302	23.384	32.525	2'07.445	206,5	13:03'53.840
9	36.463	35.480	23.731	33.017	2'08.691	206,5	13:06'02.531

Last Passing Point I1 at 13:06'38.397

4° 10 U. ORRADRE (2'07.450)							
Lap	Seg.1	Seg.2	Seg.3	Seg.4	Lap Time	km/h	Local Time
1		35.353	23.507	33.437	2'10.197	197,1	12:48'58.887
2	36.116	35.125	23.103	33.106	2'07.450	199,6	12:51'06.337
3	35.916	35.331	23.574	33.180	2'08.001	198,5	12:53'14.338
4	36.089	35.272	23.219	33.170	2'07.750	202,2	12:55'22.088
5	36.407	35.387	23.392	33.032	2'08.218	203,8	12:57'30.306
6	36.236	35.141	23.270	32.954	2'07.601	199,6	12:59'37.907
7	36.112	35.194	23.027	33.547	2'07.880	196,7	13:01'45.787
8	35.820	35.332	23.064	33.385	2'07.601	201,9	13:03'53.388
9	36.348	35.432	23.067	33.262	2'08.109	205,7	13:06'01.497

Last Passing Point I1 at 13:06'37.359

9° 43 H. KHOURI (2'06.842)							
Lap	Seg.1	Seg.2	Seg.3	Seg.4	Lap Time	km/h	Local Time
1		35.703	23.831	32.958	2'12.205	206,1	12:49'00.895
2	36.070	35.945	23.481	33.029	2'08.525	207,7	12:51'09.420
3	35.662	35.425	23.433	32.785	2'07.305	209,3	12:53'16.725
4	36.211	35.760	23.420	32.924	2'08.315	204,5	12:55'25.040
5	37.360	35.490	23.300	33.251	2'09.401	203,0	12:57'34.441
6	35.587	35.185	23.097	32.973	2'06.842	204,9	12:59'41.283
7	35.640	35.228	23.129	32.970	2'06.967	208,5	13:01'48.250
8	35.789	35.342	23.150	32.853	2'07.134	205,3	13:03'55.384
9	36.091	35.306	23.256	32.876	2'07.529	205,7	13:06'02.913

Last Passing Point I1 at 13:06'38.545

5° 46 S. DI SORA (2'07.452)							
Lap	Seg.1	Seg.2	Seg.3	Seg.4	Lap Time	km/h	Local Time
1		35.955	23.460	33.202	2'10.682	206,9	12:48'59.372
2	36.116	35.177	23.371	33.254	2'07.918	203,0	12:51'07.290
3	35.728	35.472	23.322	32.952	2'07.474	202,6	12:53'14.764
4	36.303	35.060	23.420	32.860	2'07.643	208,9	12:55'22.407
5	36.017	35.380	23.696	33.074	2'08.167	209,7	12:57'30.574
6	36.110	35.150	23.495	32.824	2'07.579	207,7	12:59'38.153
7	36.231	35.159	23.305	33.108	2'07.803	210,5	13:01'45.956
8	35.791	35.282	23.156	33.223	2'07.452	204,2	13:03'53.408
9	36.731	35.427	23.387	32.821	2'08.366	206,5	13:06'01.774

Last Passing Point I1 at 13:06'37.495

10° 8 B. IERACI (2'07.377)							
Lap	Seg.1	Seg.2	Seg.3	Seg.4	Lap Time	km/h	Local Time
1		35.983	23.779	33.422	2'11.483	201,5	12:49'00.173
2	35.955	35.311	23.173	32.938	2'07.377	205,3	12:51'07.550
3	35.620	35.987	23.245	33.019	2'07.871	206,5	12:53'15.421
4	35.908	35.627	23.208	33.031	2'07.774	205,7	12:55'23.195
5	35.841	35.877	23.392	32.998	2'08.108	204,9	12:57'31.303
6	36.246	35.545	23.693	33.087	2'08.571	206,1	12:59'39.874
7	36.153	35.602	23.035	32.963	2'07.753	206,9	13:01'47.627
8	35.515	35.657	23.468	33.158	2'07.798	201,5	13:03'55.425
9	35.502	35.566	23.297	33.217	2'07.582	203,0	13:06'03.007

Last Passing Point I1 at 13:06'38.965

6° 1 J. BUIS (2'07.172)							
Lap	Seg.1	Seg.2	Seg.3	Seg.4	Lap Time	km/h	Local Time
1		35.806	23.765	32.766	2'11.875	204,5	12:49'00.565
2	36.435	35.818	26.825	32.684	2'11.762	208,9	12:51'12.327

11° 11 A. CARRASCO (2'06.452)							
Lap	Seg.1	Seg.2	Seg.3	Seg.4	Lap Time	km/h	Local Time
1		35.806	23.765	32.766	2'11.875	204,5	12:49'00.565
2	36.435	35.818	26.825	32.684	2'11.762	208,9	12:51'12.327

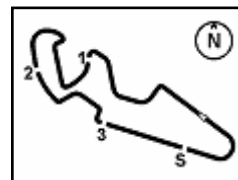
22/05/2021

P = Pits In/Out - C = Lap Time Cancelled

These data/results cannot be reproduced, stored and/or transmitted in whole or in part by any manner of electronic, mechanical, photocopying, recording, broadcasting or otherwise now known or herein after developed without the previous express consent by the copyright owner, except for reproduction in daily press and regular printed publications on sale to the public within 60 days of the event related to those data/results and always provided that copyright symbol appears together as follows below.

© DORNA WSBK ORGANIZATION Srl 2021





Pirelli Aragon Round, 21-23 May 2021

Chronological Analysis Race 1

Start at 12:46'48.690

2 / 4

3	36.170	35.489	23.503	32.863	2'08.025	204,9	12:53'20.352	5	35.915	35.401	23.318	33.303	2'07.937	200,4	12:57'36.105
4	35.873	35.253	23.299	32.878	2'07.303	203,8	12:55'27.655	6	35.911	35.366	23.263	33.752	2'08.292	198,5	12:59'44.397
5	35.560	35.160	23.008	32.820	2'06.548	203,4	12:57'34.203	7	36.269	35.765	23.457	33.726	2'09.217	197,1	13:01'53.614
6	35.515	35.124	23.115	32.698	2'06.452	206,9	12:59'40.655	8	36.232	36.060	23.514	33.823	2'09.629	195,7	13:04'03.243
7	35.567	35.571	23.334	32.615	2'07.087	208,9	13:01'47.742	9	36.362	35.772	23.670	33.865	2'09.669	196,0	13:06'12.912
8	35.654	35.444	23.267	33.282	2'07.647	203,4	13:03'55.389	Last Passing Point FL.1 at 13:06'31.389							
9	36.144	35.691	23.163	32.702	2'07.700	208,9	13:06'03.089	Last Passing Point I1 at 13:06'39.274							

12° 64 H. DE CANCELLIS (2'07.118)							
Lap	Seg.1	Seg.2	Seg.3	Seg.4	Lap Time	km/h	Local Time
1		36.752	23.673	33.141	2'13.595	204,2	12:49'02.285
2	35.898	35.421	23.274	33.314	2'07.907	201,1	12:51'10.192
3	35.554	35.551	23.232	32.899	2'07.236	206,1	12:53'17.428
4	35.541	35.996	23.268	32.801	2'07.606	209,3	12:55'25.034
5	35.665	35.324	23.386	32.743	2'07.118	205,7	12:57'32.152
6	36.456	35.396	23.024	32.851	2'07.727	210,1	12:59'39.879
7	36.006	35.476	23.169	32.958	2'07.609	206,1	13:01'47.488
8	35.474	35.416	23.304	33.144	2'07.338	202,6	13:03'54.826
9	35.922	35.518	24.308	32.997	2'08.745	207,3	13:06'03.571

Last Passing Point I1 at 13:06'39.775

13° 41 M. GARCIA (2'07.066)							
Lap	Seg.1	Seg.2	Seg.3	Seg.4	Lap Time	km/h	Local Time
1		36.264	23.965	32.854	2'11.803	203,0	12:49'00.493
2	35.828	37.129	23.837	33.139	2'09.933	204,2	12:51'10.426
3	35.567	35.386	23.334	32.779	2'07.066	208,9	12:53'17.492
4	35.635	36.072	23.454	32.865	2'08.026	209,3	12:55'25.518
5	35.835	35.176	23.597	32.778	2'07.386	205,3	12:57'32.904
6	35.926	35.177	23.269	32.814	2'07.186	208,9	12:59'40.090
7	36.011	35.609	23.208	33.790	2'08.618	206,5	13:01'48.708
8	35.765	35.345	23.147	33.412	2'07.669	195,3	13:03'56.377
9	35.848	35.287	23.362	32.750	2'07.247	209,7	13:06'03.624

Last Passing Point I1 at 13:06'40.104

14° 58 I. IGLESIAS (2'07.403)							
Lap	Seg.1	Seg.2	Seg.3	Seg.4	Lap Time	km/h	Local Time
1		35.921	23.481	33.103	2'10.678	205,7	12:48'59.368
2	36.187	35.577	23.275	33.042	2'08.081	204,5	12:51'07.449
3	36.033	35.565	23.493	32.826	2'07.917	210,5	12:53'15.366
4	35.851	35.507	23.103	32.942	2'07.403	203,8	12:55'22.769
5	36.173	35.538	23.501	32.951	2'08.163	204,2	12:57'30.932
6	36.468	35.458	23.215	33.079	2'08.220	204,9	12:59'39.152
7	36.191	35.408	23.303	33.007	2'07.909	203,8	13:01'47.061
8	35.796	35.714	23.296	33.310	2'08.116	203,4	13:03'55.177
9	35.939	35.563	23.494	33.170	2'08.166	206,1	13:06'03.343

Last Passing Point FL.1 at 13:06'26.529

15° 20 D. LOUREIRO (2'07.067)							
Lap	Seg.1	Seg.2	Seg.3	Seg.4	Lap Time	km/h	Local Time
1		36.039	23.313	32.919	2'12.451	205,3	12:49'01.141
2	35.673	35.882	23.501	33.122	2'08.178	202,6	12:51'09.319
3	35.479	35.469	23.488	32.952	2'07.388	203,4	12:53'16.707
4	36.128	36.145	23.494	32.985	2'08.752	204,5	12:55'25.459
5	35.494	35.434	23.422	32.717	2'07.067	204,5	12:57'32.526
6	35.811	35.200	23.191	33.007	2'07.209	204,5	12:59'39.735
7	36.074	35.444	23.087	34.026	2'08.631	207,7	13:01'48.366
8	35.757	35.458	23.172	32.967	2'07.354	203,0	13:03'55.720
9	35.990	35.550	23.396	32.842	2'07.778	206,9	13:06'03.498

Last Passing Point FL.1 at 13:06'29.660

16° 80 G. MASTROLUCA (2'07.937)							
Lap	Seg.1	Seg.2	Seg.3	Seg.4	Lap Time	km/h	Local Time
1		36.207	23.532	33.273	2'14.791	204,5	12:49'03.481
2	36.173	35.386	23.444	33.255	2'08.258	204,2	12:51'11.739
3	36.047	35.522	23.285	33.443	2'08.297	197,8	12:53'20.036
4	36.323	35.434	23.257	33.118	2'08.132	201,9	12:55'28.168

17° 59 A. ZANCA (2'07.746)							
Lap	Seg.1	Seg.2	Seg.3	Seg.4	Lap Time	km/h	Local Time
1		36.415	24.020	33.271	2'17.346	208,9	12:49'06.036
2	36.036	35.792	23.523	33.561	2'08.912	204,2	12:51'14.948
3	36.156	35.936	23.344	33.238	2'08.674	199,6	12:53'23.622
4	35.877	35.466	23.247	33.156	2'07.746	203,8	12:55'31.368
5	35.874	35.670	23.389	32.998	2'07.931	203,8	12:57'39.299
6	36.221	35.855	23.336	33.182	2'08.594	204,5	12:59'47.893
7	36.630	35.944	23.635	33.111	2'09.320	206,5	13:01'57.213
8	36.869	36.019	23.707	33.388	2'09.983	206,1	13:04'07.196
9	36.534	35.765	23.216	33.766	2'09.281	194,6	13:06'16.477

Last Passing Point FL.1 at 13:06'35.021

18° 26 M. GENNAI (2'08.080)							
Lap	Seg.1	Seg.2	Seg.3	Seg.4	Lap Time	km/h	Local Time
1		36.633	24.170	33.077	2'15.093	208,1	12:49'03.783
2	36.554	35.964	23.432	33.170	2'09.120	203,4	12:51'12.903
3	35.979	35.893	23.377	32.831	2'08.080	204,9	12:53'20.983
4	36.135	35.620	23.386	32.939	2'08.080	202,6	12:55'29.063
5	36.060	35.555	23.516	33.696	2'08.827	198,5	12:57'37.890
6	36.457	35.490	23.658	33.768	2'09.373	196,0	12:59'47.263
7	36.424	36.283	23.696	33.483	2'09.886	203,4	13:01'57.149
8	36.251	35.946	23.572	34.203	2'09.972	192,9	13:04'07.121
9	37.057	35.758	23.523	33.245	2'09.583	200,0	13:06'16.704

Last Passing Point FL.1 at 13:06'35.040

19° 73 J. PEREZ GONZALEZ (2'07.971)							
Lap	Seg.1	Seg.2	Seg.3	Seg.4	Lap Time	km/h	Local Time
1		36.818	24.037	33.212	2'15.083	206,1	12:49'03.773
2	36.404	35.996	23.063	33.262	2'08.725	202,2	12:51'12.498
3	36.198	36.359	23.468	33.073	2'09.098	204,9	12:53'21.596
4	36.078	36.187	23.382	33.030	2'08.677	204,2	12:55'30.273
5	35.946	35.733	23.249	33.043	2'07.971	207,3	12:57'38.244
6	36.632	35.812	23.558	33.353	2'09.355	205,7	12:59'47.599
7	36.440	35.834	23.651	33.421	2'09.346	202,2	13:01'56.945
8	36.564	35.981	23.640	34.212	2'10.397	195,3	13:04'07.342
9	36.550	35.995	23.165	33.792	2'09.502	199,3	13:06'16.844

Last Passing Point FL.1 at 13:06'35.161

20° 98 A. MILLAN GOMEZ (2'08.267)							
Lap	Seg.1	Seg.2	Seg.3	Seg.4	Lap Time	km/h	Local Time
1		36.432	23.804	33.211	2'14.932	204,9	12:49'03.622
2	36.378	35.696	23.279	33.050	2'08.403	207,3	12:51'12.025
3	36.276	35.563	23.231	33.197	2'08.267	203,0	12:53'20.292
4	36.994	35.561	23.107	33.073	2'08.735	201,9	12:55'29.027
5	36.526	35.583	23.409	33.477	2'08.995	201,9	12:57'38.022
6	37.127	35.562	23.342	33.099	2'09.130	203,8	12:59'47.152
7	36.952	35.943	23.755	33.421	2'10.071	207,3	13:01'57.223
8	36.772	35.904	23.624	33.796	2'10.096	195,3	13:04'07.319
9	36.814	35.788	23.336	33.629	2'09.567	194,2	13:06'16.886

Last Passing Point FL.1 at 13:06'35.489

21° 21 V. PEREZ SELFA (2'07.919)							
Lap	Seg.1	Seg.2	Seg.3	Seg.4	Lap Time	km/h	Local Time
1		36.486	24.095	33.638	2'17.025	201,9	12:49'05.715
2	35.850	35.920	23.338	33.138	2'08.246	203,8	12:51'13.961
3	35.737	35.858	23.314	33.078	2'07.987	203,4	12:53'21.948
4	35.930	35.739	23.387	32.863	2'07.919	206,1	12:55'29.867
5	35.946	35.954	23.262	33.058	2'08.220	206,9	12:57'38.087
6	36.162	35.573	23.550	34.097	2'09.382	193,5	12:59'47.469

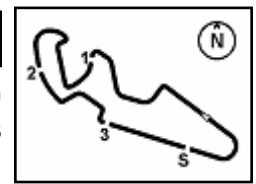
22/05/2021

P = Pits In/Out - C = Lap Time Cancelled

These data/results cannot be reproduced, stored and/or transmitted in whole or in part by any manner of electronic, mechanical, photocopying, recording, broadcasting or otherwise now known or herein after developed without the previous express consent by the copyright owner, except for reproduction in daily press and regular printed publications on sale to the public within 60 days of the event related to those data/results and always provided that copyright symbol appears together as follows below.

© DORNA WSBK ORGANIZATION Srl 2021





MotorLand Aragon 5.077 m

Pirelli Aragon Round, 21-23 May 2021 Chronological Analysis Race 1

Start at 12:46'48.690

3 / 4

7	36.377	35.941	23.562	33.603	2'09.483	198,9	13:01'56.952	9	36.968	36.277	23.640	33.296	2'10.181	200,0	13:06'18.182
8	36.829	36.424	23.840	33.819	2'10.912	198,9	13:04'07.864	Last Passing Point FL.1 at 13:06'36.596							
9	36.799	36.053	23.476	33.010	2'09.338	207,3	13:06'17.202								

Last Passing Point FL.1 at 13:06'35.634

22° 85 K. SABATUCCI (2'08.311)							
Lap	Seg.1	Seg.2	Seg.3	Seg.4	Lap Time	km/h	Local Time
1		36.222	23.858	33.395	2'15.553	201,1	12:49'04.243
2	36.023	35.813	23.317	33.191	2'08.344	202,6	12:51'12.587
3	36.215	35.982	23.509	33.228	2'08.934	200,7	12:53'21.521
4	36.082	35.594	23.521	33.114	2'08.311	202,2	12:55'29.832
5	36.270	36.011	23.463	32.906	2'08.650	207,7	12:57'38.482
6	36.410	35.556	23.325	33.711	2'09.002	200,0	12:59'47.484
7	36.878	36.348	23.610	33.421	2'10.257	201,5	13:01'57.741
8	36.430	36.110	23.768	33.544	2'09.852	200,7	13:04'07.593
9	36.812	35.985	23.502	33.440	2'09.739	199,6	13:06'17.332

Last Passing Point FL.1 at 13:06'35.743

23° 77 R. BIJMAN (2'08.665)							
Lap	Seg.1	Seg.2	Seg.3	Seg.4	Lap Time	km/h	Local Time
1		36.198	23.814	33.380	2'14.108	201,5	12:49'02.798
2	35.950	35.984	23.490	33.288	2'08.712	202,2	12:51'11.510
3	36.894	35.550	23.703	32.945	2'09.092	204,9	12:53'20.602
4	36.341	35.802	23.597	32.925	2'08.665	204,9	12:55'29.267
5	36.345	35.743	23.430	33.191	2'08.709	203,8	12:57'37.976
6	36.589	35.337	23.727	33.899	2'09.552	193,2	12:59'47.528
7	36.690	36.298	23.640	33.153	2'09.781	206,5	13:01'57.309
8	36.917	36.167	23.794	33.308	2'10.186	201,5	13:04'07.495
9	36.791	36.119	23.282	33.471	2'09.663	204,5	13:06'17.158

Last Passing Point FL.1 at 13:06'35.818

24° 93 M. GAGGI (2'08.360)							
Lap	Seg.1	Seg.2	Seg.3	Seg.4	Lap Time	km/h	Local Time
1		36.274	24.258	33.256	2'14.576	203,0	12:49'03.266
2	36.834	36.439	23.534	33.350	2'10.157	200,7	12:51'13.423
3	35.904	36.298	23.400	33.124	2'08.726	206,1	12:53'22.149
4	35.907	35.838	23.477	33.138	2'08.360	206,5	12:55'30.509
5	35.920	35.982	23.367	33.168	2'08.437	204,2	12:57'38.946
6	36.269	35.618	23.543	33.332	2'08.762	208,5	12:59'47.708
7	36.884	36.145	23.926	33.562	2'10.517	200,7	13:01'58.225
8	36.520	35.897	23.847	33.429	2'09.693	201,1	13:04'07.918
9	36.869	36.025	23.548	33.073	2'09.515	203,8	13:06'17.433

Last Passing Point FL.1 at 13:06'35.892

25° 97 F. PALAZZI (2'07.728)							
Lap	Seg.1	Seg.2	Seg.3	Seg.4	Lap Time	km/h	Local Time
1		36.767	24.604	33.620	2'17.272	206,9	12:49'05.962
2	36.577	36.265	23.481	33.278	2'09.601	204,9	12:51'15.563
3	35.987	35.683	23.338	33.366	2'08.374	204,9	12:53'23.937
4	36.123	35.528	23.093	33.198	2'07.942	203,0	12:55'31.879
5	35.766	35.472	23.313	33.177	2'07.728	206,9	12:57'39.607
6	36.056	35.642	23.490	33.410	2'08.598	204,2	12:59'48.205
7	36.544	36.094	23.702	33.731	2'10.071	200,4	13:01'58.276
8	36.109	36.248	23.709	33.413	2'09.479	201,5	13:04'07.755
9	36.791	36.607	23.362	33.108	2'09.868	205,3	13:06'17.623

Last Passing Point FL.1 at 13:06'36.041

26° 72 V. STEEMAN (2'08.611)							
Lap	Seg.1	Seg.2	Seg.3	Seg.4	Lap Time	km/h	Local Time
1		36.409	23.780	33.427	2'14.645	197,8	12:49'03.335
2	36.402	35.545	23.491	33.303	2'08.741	205,7	12:51'12.076
3	36.575	35.665	23.581	32.790	2'08.611	204,5	12:53'20.687
4	36.656	35.761	23.530	33.036	2'08.983	204,5	12:55'29.670
5	36.313	35.923	23.583	33.128	2'08.947	206,5	12:57'38.617
6	36.972	35.967	23.617	33.107	2'09.663	204,5	12:59'48.280
7	36.717	35.941	23.970	33.476	2'10.104	201,5	13:01'58.384
8	36.175	36.343	23.848	33.251	2'09.617	202,6	13:04'08.001

27° 83 M. KAWAKAMI (2'07.172)							
Lap	Seg.1	Seg.2	Seg.3	Seg.4	Lap Time	km/h	Local Time
1		35.717	23.410	32.919	2'10.650	208,5	12:48'59.340
2	35.938	35.228	23.480	33.421	2'08.067	204,5	12:51'07.407
3	35.652	35.385	23.757	32.940	2'07.734	209,7	12:53'15.141
4	35.990	35.276	23.228	32.678	2'07.172	208,1	12:55'22.313
5	35.892	35.511	23.387	33.287	2'08.077	206,1	12:57'30.390
6	36.457	35.020	23.221	33.001	2'07.699	205,3	12:59'38.089
7	36.145	35.126	23.249	33.164	2'07.684	206,9	13:01'45.773
8	36.573	35.387	23.311	32.726	2'07.997	208,9	13:03'53.770
9	36.439	35.444	23.594	33.245	2'08.722	201,1	13:06'02.492

Last Passing Point FL at 13:06'02.492

28° 7 J. GIMBERT (2'08.623)							
Lap	Seg.1	Seg.2	Seg.3	Seg.4	Lap Time	km/h	Local Time
1		36.596	24.279	33.398	2'16.491	199,6	12:49'05.181
2	35.844	36.337	23.749	33.543	2'09.473	202,2	12:51'14.654
3	36.716	36.178	23.590	33.304	2'09.788	202,2	12:53'24.442
4	35.827	36.019	23.416	33.361	2'08.623	201,9	12:55'33.065
5	36.272	36.175	23.546	33.350	2'09.343	201,5	12:57'42.408
6	36.601	36.214	23.755	33.605	2'10.175	202,6	12:59'52.583
7	36.956	36.066	23.544	33.839	2'10.405	200,4	13:02'02.988
8	36.138	36.056	23.679	33.680	2'09.553	197,8	13:04'12.541
9	36.179	36.105	23.541	33.770	2'09.595	197,4	13:06'22.136

Last Passing Point FL at 13:06'22.136

29° 25 D. BERTA VINALES (2'08.451)							
Lap	Seg.1	Seg.2	Seg.3	Seg.4	Lap Time	km/h	Local Time
1		37.206	24.285	33.746	2'16.628	196,7	12:49'05.318
2	35.794	35.922	23.427	33.308	2'08.451	200,4	12:51'13.769
3	36.052	36.123	23.324	33.014	2'08.513	203,0	12:53'22.282
4	35.982	35.744	23.551	34.641	2'09.918	205,3	12:55'32.200
5	37.075	35.940	23.326	33.406	2'09.747	200,0	12:57'41.947
6	36.841	36.206	23.696	33.867	2'10.610	193,9	12:59'52.557
7	36.806	35.995	23.434	34.127	2'10.362	194,2	13:02'02.919
8	36.336	35.968	23.423	34.152	2'09.879	193,5	13:04'12.798
9	36.105	36.023	23.605	33.882	2'09.615	198,5	13:06'22.413

Last Passing Point FL at 13:06'22.413

30° 53 P. SVOBODA (2'08.535)							
Lap	Seg.1	Seg.2	Seg.3	Seg.4	Lap Time	km/h	Local Time
1		36.853	24.649	33.385	2'16.873	204,9	12:49'05.563
2	35.912	36.255	23.774	33.211	2'09.152	205,7	12:51'14.715
3	36.503	35.973	23.618	33.233	2'09.327	204,5	12:53'24.042
4	35.830	35.729	23.484	33.492	2'08.535	202,6	12:55'32.577
5	36.240	35.811	23.521	33.803	2'09.375	197,8	12:57'41.952
6	36.729	36.261	23.556	34.015	2'10.561	196,4	12:59'52.513
7	39.821	35.845	23.857	34.505	2'14.028	193,5	13:02'06.541
8	36.567	36.008	23.426	34.158	2'10.159	193,2	13:04'16.700
9	36.906	35.934	23.587	34.217	2'10.644	193,2	13:06'27.344

Last Passing Point FL at 13:06'27.344

31° 16 B. NEILA (2'09.915)							
Lap	Seg.1	Seg.2	Seg.3	Seg.4	Lap Time	km/h	Local Time
1		37.168	25.016	33.479	2'17.267	208,5	12:49'05.957
2	36.393	35.988	23.771	33.781	2'09.933	200,7	12:51'15.890
3	36.408	35.904	23.762	33.841	2'09.915	197,8	12:53'25.805
4	36.713	36.260	23.724	34.059	2'10.756	196,7	12:55'36.561
5	36.885	36.157	23.616	33.964	2'10.622	195,3	12:57'47.183
6	36.825	36.372	24.056	34.023	2'11.276	195,3	12:59'58.459
7	36.921	36.221	23.765	34.070	2'10.977	194,9	13:02'09.436
8	36.819	36.274	23.764	34.284	2'11.141	194,6	13:04'20.577
9	36.823	36.283	23.793	34.212	2'11.111	193,9	13:06'31.688

Last Passing Point FL at 13:06'31.688

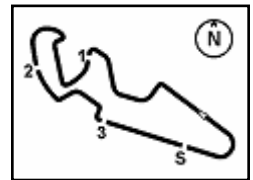
22/05/2021

P = Pits In/Out - C = Lap Time Cancelled

These data/results cannot be reproduced, stored and/or transmitted in whole or in part by any manner of electronic, mechanical, photocopying, recording, broadcasting or otherwise now known or herein after developed without the previous express consent by the copyright owner, except for reproduction in daily press and regular printed publications on sale to the public within 60 days of the event related to those data/results and always provided that copyright symbol appears together as follows below.

© DORNA WSBK ORGANIZATION Srl 2021





Pirelli Aragon Round, 21-23 May 2021 Chronological Analysis Race 1

Start at 12:46'48.690

4 / 4

32° 36 S. RAINERI (2'10.515)							
Lap	Seg.1	Seg.2	Seg.3	Seg.4	Lap Time	km/h	Local Time
1		37.143	24.856	33.817	2'18.313	201,9	12:49'07.003
2	36.915	35.904	23.496	34.227	2'10.542	196,7	12:51'17.545
3	36.596	36.471	23.348	34.100	2'10.515	194,2	12:53'28.060
4	36.810	36.102	23.573	34.123	2'10.608	195,7	12:55'38.668
5	37.201	35.964	23.520	34.305	2'10.990	193,5	12:57'49.658
6	37.149	36.147	23.746	35.030	2'12.072	192,5	13:00'01.730
7	36.734	36.533	23.724	34.606	2'11.597	191,5	13:02'13.327
8	37.391	36.317	23.805	34.041	2'11.554	198,9	13:04'24.881
9	36.840	36.239	23.929	34.632	2'11.640	190,5	13:06'36.521

Last Passing Point FL at 13:06'36.521

33° 27 A. DIEZ RODRIGUEZ (2'10.631)							
Lap	Seg.1	Seg.2	Seg.3	Seg.4	Lap Time	km/h	Local Time
1		36.633	24.798	33.675	2'18.477	207,3	12:49'07.167
2	37.277	36.151	23.800	33.764	2'10.992	201,9	12:51'18.159
3	36.849	36.047	24.099	33.955	2'10.950	201,9	12:53'29.109
4	36.928	36.210	23.773	33.720	2'10.631	202,2	12:55'39.740
5	37.051	36.083	23.804	33.792	2'10.730	202,6	12:57'50.470
6	36.828	36.169	23.884	34.115	2'10.996	203,4	13:00'01.466
7	37.364	36.349	24.054	34.341	2'12.108	201,5	13:02'13.574
8	37.016	36.297	23.823	34.092	2'11.228	197,4	13:04'24.802
9	37.315	36.168			2'13.853	194,6	13:06'38.655

Last Passing Point FL at 13:06'38.655

34° 22 J. ROMERO (2'10.679)							
Lap	Seg.1	Seg.2	Seg.3	Seg.4	Lap Time	km/h	Local Time
1		36.926	24.456	33.624	2'19.061	199,3	12:49'07.751
2	37.273	36.791	24.202	33.842	2'12.108	196,7	12:51'19.859
3	37.275	36.611	24.466	33.745	2'12.097	196,4	12:53'31.956
4	37.837	36.534	24.182	33.886	2'12.439	196,0	12:55'44.395
5	36.949	36.410	23.957	33.815	2'11.131	196,7	12:57'55.526
6	36.974	36.341	23.786	33.801	2'10.902	196,7	13:00'06.428
7	36.919	36.095	23.759	33.906	2'10.679	195,3	13:02'17.107
8	36.697	36.385	24.120	34.179	2'11.381	194,6	13:04'28.488
9	36.813	36.507	23.820	34.092	2'11.232	195,3	13:06'39.720

Last Passing Point FL at 13:06'39.720

35° 55 A. FRAPPOLA (2'09.660)							
Lap	Seg.1	Seg.2	Seg.3	Seg.4	Lap Time	km/h	Local Time
1		36.848	24.449	33.713	2'18.681	203,4	12:49'07.371
2	37.162	36.384	23.965	33.810	2'11.321	198,5	12:51'18.692
3	36.166	36.094	23.599	33.801	2'09.660	198,5	12:53'28.352
4	36.711	36.259	23.660	33.885	2'10.515	200,4	12:55'38.867
5	37.204	36.084	23.542	34.057	2'10.887	196,7	12:57'49.754
6	36.804	36.719	23.708	34.233	2'11.464	196,0	13:00'01.218
7	37.323	36.601	24.321	34.182	2'12.427	202,2	13:02'13.645
8	37.127	36.471	23.758	33.971	2'11.327	195,7	13:04'24.972

Last Passing Point I3.1 at 13:06'35.902

36° 14 J. MCMANUS (2'11.650)							
Lap	Seg.1	Seg.2	Seg.3	Seg.4	Lap Time	km/h	Local Time
1		37.596	24.850	33.746	2'19.046	202,2	12:49'07.736
2	37.260	36.793	24.095	34.224	2'12.372	195,3	12:51'20.108
3	36.833	36.745	24.309	34.124	2'12.011	194,9	12:53'32.119
4	37.417	36.785	24.606	33.837	2'12.645	200,0	12:55'44.764
5	36.925	36.592	24.339	33.794	2'11.650	199,3	12:57'56.414
6	37.101	36.459	24.403	34.004	2'11.967	197,1	13:00'08.381
7	37.122	36.872	24.425	34.171	2'12.590	194,6	13:02'20.971
8	37.018	36.721	24.371	34.512	2'12.622	195,3	13:04'33.593

Last Passing Point I3.1 at 13:06'38.382

37° 70 M. DUARTE (2'11.674)							
Lap	Seg.1	Seg.2	Seg.3	Seg.4	Lap Time	km/h	Local Time
1		37.250	24.602	33.834	2'19.569	199,3	12:49'08.259
2	37.096	37.035	24.235	34.473	2'12.839	197,4	12:51'21.098

3	37.096	36.451	24.069	34.058	2'11.674	198,5	12:53'32.772
4	37.519	36.835	24.440	34.032	2'12.826	197,4	12:55'45.598
5	37.127	36.452	24.057	34.058	2'11.694	197,4	12:57'57.292
6	37.200	36.640	23.887	34.121	2'11.848	196,7	13:00'09.140
7	37.001	36.570	24.327	34.157	2'12.055	198,5	13:02'21.195
8	37.215	36.745	24.128	34.212	2'12.300	200,4	13:04'33.495

Last Passing Point I3.1 at 13:06'38.586

38° 52 O. KONIG (2'08.639)							
Lap	Seg.1	Seg.2	Seg.3	Seg.4	Lap Time	km/h	Local Time
1		36.606	23.648	33.437	2'13.665	200,7	12:49'02.355
2	36.338	35.712	23.537	33.681	2'09.268	198,2	12:51'11.623
3	36.437	35.678	23.538	32.986	2'08.639	203,4	12:53'20.262
4	36.404	35.620	23.446	33.431	2'08.901	201,5	12:55'29.163
5	36.175	35.567	23.486	33.436	2'08.664	200,7	12:57'37.827
6	36.882	35.426	23.810	33.157	2'09.275	203,0	12:59'47.102
7	36.518	36.004	23.481	33.936	2'09.939	195,7	13:01'57.041
8	36.220	36.361	23.734	33.772	2'10.087	198,9	13:04'07.128

Last Passing Point SPD at 13:06'23.100

NC 54 B. SOFUOGLU (2'06.784)							
Lap	Seg.1	Seg.2	Seg.3	Seg.4	Lap Time	km/h	Local Time
1		35.798	23.406	32.900	2'11.485	198,9	12:49'00.175
2	35.800	37.842	23.241	32.967	2'09.850	202,2	12:51'10.025
3	35.643	35.361	23.152	32.628	2'06.784	201,9	12:53'16.809
4	35.872	36.062	23.119	33.172	2'08.225	200,7	12:55'25.034
5	36.015	35.304	23.161	32.705	2'07.185	207,7	12:57'32.219
6	35.843	35.067	23.281	32.904	2'07.095	200,7	12:59'39.314
7	35.886	35.356	23.314	33.296	2'07.852	200,7	13:01'47.166
8	35.551	35.676	23.054	33.511	2'07.792	195,7	13:03'54.958
9	35.606	35.302	23.280	33.344	2'07.532	201,9	13:06'02.490

Last Passing Point FL at 13:06'02.490

RET 18 I. OFFER (2'10.240)							
Lap	Seg.1	Seg.2	Seg.3	Seg.4	Lap Time	km/h	Local Time
1		36.659	24.596	34.328	2'18.688	201,9	12:49'07.378
2	37.381	36.437	23.973	33.808	2'11.599	204,9	12:51'18.977
3	36.304	36.345	23.826	33.765	2'10.240	204,2	12:53'29.217
4	36.676	36.306	24.101	33.609	2'10.692	203,0	12:55'39.909
5	37.075	36.167	23.790	34.613	2'11.645	198,2	12:57'51.554
6	36.948	36.529	24.017	34.935	2'12.429	192,9	13:00'03.983
7	37.045	47.512	26.951	41.992	2'33.500P	182,4	13:02'37.483

Last Passing Point FL at 13:02'37.483

RET 19 V. RODRIGUEZ NUNEZ							
Lap	Seg.1	Seg.2	Seg.3	Seg.4	Lap Time	km/h	Local Time
1		36.036	24.390	32.867	2'12.244	205,7	12:49'00.934

Last Passing Point I1 at 12:49'36.554

22/05/2021

P = Pits In/Out - C = Lap Time Cancelled

These data/results cannot be reproduced, stored and/or transmitted in whole or in part by any manner of electronic, mechanical, photocopying, recording, broadcasting or otherwise now known or herein after developed without the previous express consent by the copyright owner, except for reproduction in daily press and regular printed publications on sale to the public within 60 days of the event related to those data/results and always provided that copyright symbol appears together as follows below.

© DORNA WSBK ORGANIZATION Srl 2021



Official Fuel Supplier

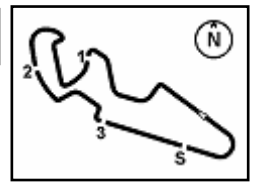


FKR PERGOIA TIMING

Official Tyre Supplier



Official Timekeeper



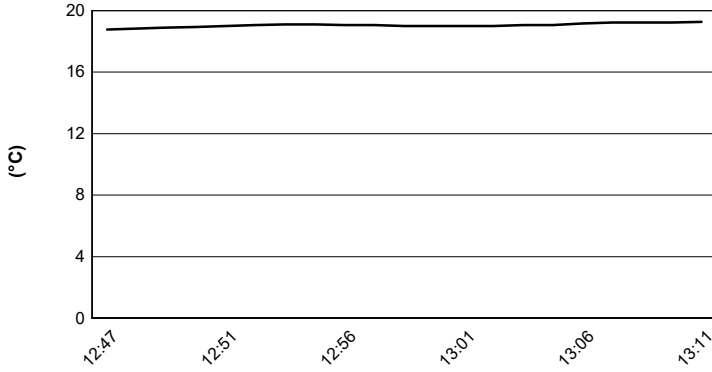
MotorLand Aragon 5.077 m

Pirelli Aragon Round, 21-23 May 2021

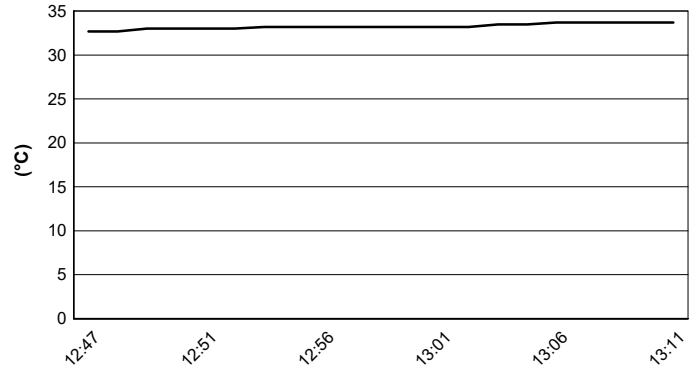
Weather Report Race 1

Session started 12:47 - Session ended 13:12

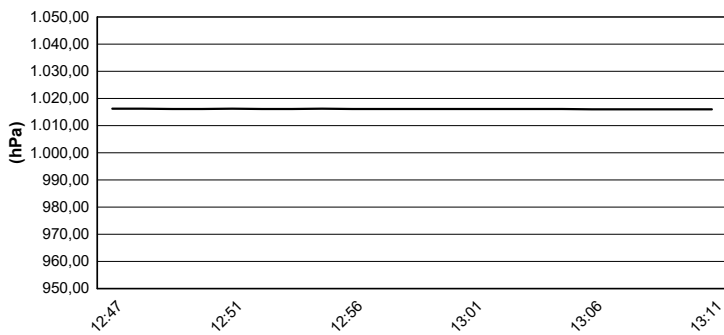
Air Temperature



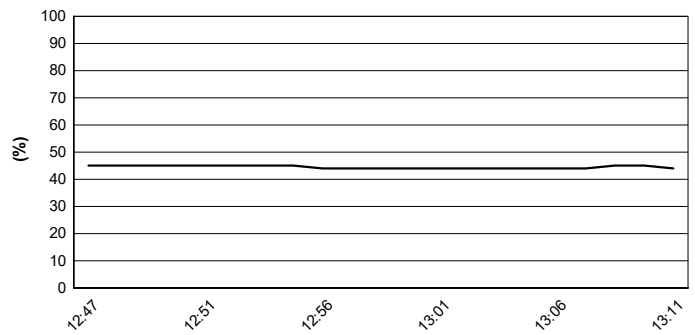
Track Temperature



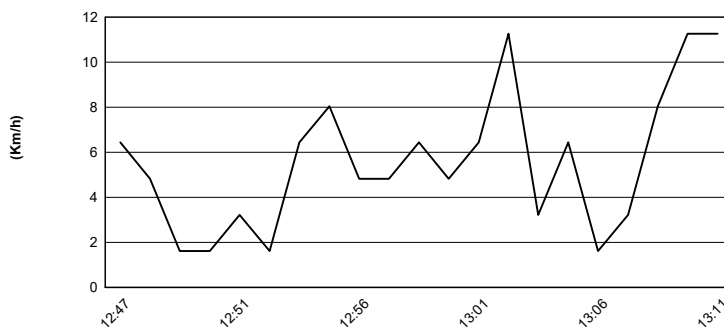
Air Pressure



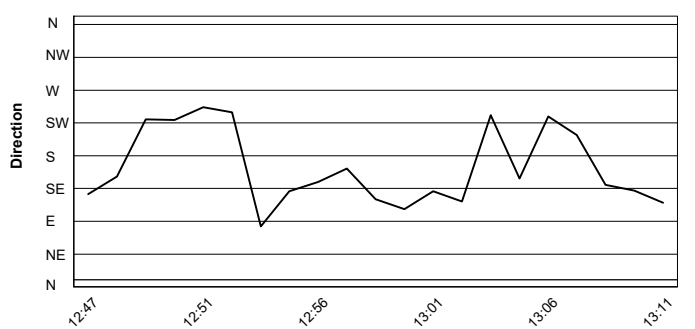
Humidity



Wind Speed



Wind Direction



22/05/2021

These data/results cannot be reproduced, stored and/or transmitted in whole or in part by any manner of electronic, mechanical, photocopying, recording, broadcasting or otherwise now known or herein after developed without the previous express consent by the copyright owner, except for reproduction in daily press and regular printed publications on sale to the public within 60 days of the event related to those data/results and always provided that copyright symbol appears together as follows below.

© DORNA WSBK ORGANIZATION Srl 2021



Official Fuel Supplier

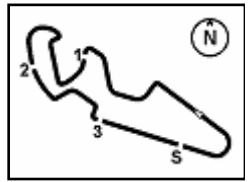


FICR PERUGIA TIMING

Official Tyre Supplier



Official Timekeeper



MotorLand Aragon 5.077 m

Pirelli Aragon Round, 21-23 May 2021 Manufacturers Standings

	Points	Points From First	Points From Previous	May 23 ARAGON	June 13 MISANO	July 25 ASSEN	September 5 MOST	September 5 MAGNY-COURS	September 19 BARCELONA	September 26 JEREZ	October 3 PORTIMAO						
1 KAWASAKI	25			25 1													
2 YAMAHA	13	12		13 2													

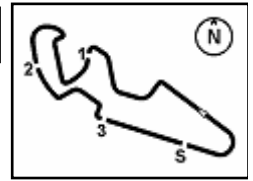
22/05/2021

First Line: Championship Standings - Second Line: Ranking Progression

These data/results cannot be reproduced, stored and/or transmitted in whole or in part by any manner of electronic, mechanical, photocopying, recording, broadcasting or otherwise now known or herein after developed without the previous express consent by the copyright owner, except for reproduction in daily press and regular printed publications on sale to the public within 60 days of the event related to those data/results and always provided that copyright symbol appears together as follows below.

© DORNA WSBK ORGANIZATION Srl 2021





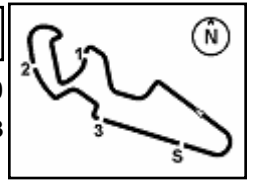
MotorLand Aragon 5.077 m

Pirelli Aragon Round, 21-23 May 2021
Pirelli Best Lap Award

	Points	Points From First	Points From Previous	May 23 ARAGON	June 13 MISANO	July 25 ASSEN	September 5 MOST	September 5 MAGNY-COURS	September 19 BARCELONA	September 26 JEREZ	October 3 PORTIMAO						
1 CARRASCO Ana (ESP)	1	1	1														

22/05/2021 First Line: Championship Standings - Second Line: Ranking Progression
 These data/results cannot be reproduced, stored and/or transmitted in whole or in part by any manner of electronic, mechanical, photocopying, recording, broadcasting or otherwise now known or herein after developed without the previous express consent by the copyright owner, except for reproduction in daily press and regular printed publications on sale to the public within 60 days of the event related to those data/results and always provided that copyright symbol appears together as follows below.
 © DORNA WSBK ORGANIZATION Srl 2021





Pirelli Aragon Round, 21-23 May 2021

Best Laps & Speed

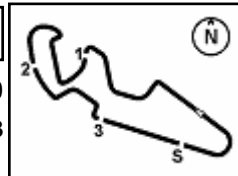
No.	Rider Bike	Nat	Best Lap		FP1		FP2		SP		RC1	
			LL	SPD	LL	SPD	LL	SPD	LL	SPD	LL	SPD
1	11 A. CARRASCO Kawasaki Ninja 400	ESP	2'06.452	38 208,9	2'08.348	11 206,1	2'08.863	10 200,0	2'07.442	8 208,0	2'06.452	9 208,9
2	87 T. KAWAKAMI Yamaha YZF-R3	BRA	2'06.498	41 208,0	2'07.926	11 201,8	2'08.395	13 203,3	2'06.498	8 206,5	2'07.270	9 208,0
3	99 A. HUERTAS Kawasaki Ninja 400	ESP	2'06.502	40 211,7	2'07.911	10 206,9	2'08.336	13 204,5	2'06.502	8 206,1	2'07.396	9 211,7
4	10 U. ORRADRE Yamaha YZF-R3	ESP	2'06.530	41 206,9	2'06.814	11 206,9	2'08.478	13 198,5	2'06.530	8 206,1	2'07.450	9 205,7
5	69 T. BOOTH-AMOS Kawasaki Ninja 400	GBR	2'06.666	39 209,7	2'07.387	13 209,7	2'08.929	9 201,1	2'06.666	8 203,0	2'07.389	9 204,1
6	58 I. IGLESIAS Kawasaki Ninja 400	ESP	2'06.771	32 210,5	2'08.231	7 201,8	2'09.671	8 200,0	2'06.771	8 206,9	2'07.403	9 210,5
7	54 B. SOFUOGLU Yamaha YZF-R3	TUR	2'06.784	37 207,6	2'08.077	12 204,5	2'08.530	10 197,4	2'07.587	6 194,6	2'06.784	9 207,6
8	83 M. KAWAKAMI Yamaha YZF-R3	BRA	2'06.817	40 209,7	2'08.806	11 205,3	2'09.216	12 198,9	2'06.817	8 207,2	2'07.172	9 209,7
9	61 Y. OKAYA Kawasaki Ninja 400	JPN	2'06.823	38 209,3	2'08.215	11 205,7	2'08.285	10 202,2	2'07.169	8 205,3	2'06.823	9 209,3
10	43 H. KHOURI Kawasaki Ninja 400	AUS	2'06.842	41 209,3	2'08.189	12 202,2	2'09.657	12 199,6	2'07.598	8 201,8	2'06.842	9 209,3
11	17 K. MEUFFELS Kawasaki Ninja 400	NED	2'06.905	36 213,4	2'08.187	10 203,3	2'09.258	9 200,7	2'07.603	8 206,1	2'06.905	9 213,4
12	46 S. DI SORA Kawasaki Ninja 400	FRA	2'06.928	38 210,5	2'07.900	12 203,7	2'08.604	8 203,0	2'06.928	9 205,3	2'07.452	9 210,5
13	1 J. BUIS Kawasaki Ninja 400	NED	2'06.968	35 210,1	2'07.786	9 202,2	2'09.348	9 202,6	2'06.968	8 204,1	2'07.172	9 210,1
14	8 B. IERACI Yamaha YZF-R3	ITA	2'07.006	39 207,6	2'08.691	11 204,9	2'08.640	10 200,0	2'07.006	9 207,6	2'07.377	9 206,9
15	41 M. GARCIA Kawasaki Ninja 400	ESP	2'07.066	43 209,7	2'08.853	13 206,1	2'09.505	13 199,6	2'07.335	8 205,7	2'07.066	9 209,7
16	20 D. LOUREIRO Kawasaki Ninja 400	RSA	2'07.067	38 207,6	2'07.891	11 202,2	2'08.955	10 198,1	2'08.128	8 198,5	2'07.067	9 207,6
17	64 H. DE CANCELLIS Kawasaki Ninja 400	FRA	2'07.118	41 210,1	2'08.681	12 205,3	2'08.893	11 200,7	2'07.682	9 198,9	2'07.118	9 210,1
18	19 V. RODRIGUEZ NUNEZ Kawasaki Ninja 400	ESP	2'07.167	32 207,6	2'08.777	13 202,6	2'10.388	10 204,1	2'07.167	9 207,6		
19	97 F. PALAZZI Yamaha YZF-R3	ITA	2'07.728	34 206,9	2'08.790	12 200,0	2'10.178	4 189,1	2'09.000	9 200,7	2'07.728	9 206,9
20	59 A. ZANCA Kawasaki Ninja 400	ITA	2'07.746	33 208,9	2'08.700	13 206,9	2'10.505	11 202,2			2'07.746	9 208,9
21	48 T. BRIANTI Kawasaki Ninja 400	ITA	2'07.835	30 205,3	2'09.422	11 197,0	2'10.080	10 197,8	2'07.835	9 205,3		
22	21 V. PEREZ SELFA Yamaha YZF-R3	ESP	2'07.919	30 207,2	2'08.610	12 203,0	2'10.417	9 195,3			2'07.919	9 207,2
23	80 G. MASTROLUCA Yamaha YZF-R3	ITA	2'07.937	39 204,5	2'08.849	12 201,8	2'09.509	9 195,6	2'09.003	9 196,3	2'07.937	9 204,5
24	73 J. PEREZ GONZALEZ Kawasaki Ninja 400	ESP	2'07.971	43 207,2	2'08.465	13 206,1	2'09.376	12 200,3	2'08.180	9 201,4	2'07.971	9 207,2
25	52 O. KONIG Kawasaki Ninja 400	CZE	2'08.055	36 210,9	2'08.914	12 210,9	2'09.788	8 200,0	2'08.055	8 206,5	2'08.639	8 203,3

22/05/2021

These data/results cannot be reproduced, stored and/or transmitted in whole or in part by any manner of electronic, mechanical, photocopying, recording, broadcasting or otherwise now known or herein after developed without the previous express consent by the copyright owner, except for reproduction in daily press and regular printed publications on sale to the public within 60 days of the event related to those data/results and always provided that copyright symbol appears together as follows below.

© DORNA WSBK ORGANIZATION Srl 2021





Pirelli Aragon Round, 21-23 May 2021

Best Laps & Speed

No.	Rider Bike	Nat	Best Lap		FP1		FP2		SP		RC1	
			LL	SPD	LL	SPD	LL	SPD	LL	SPD	LL	SPD
26	M. GENNAI Yamaha YZF-R3	ITA	2'08.080	31 208,0	2'12.882	4 198,9	2'09.680	10 199,2	2'08.790	8 203,0	2'08.080	9 208,0
27	M. GAGGI Yamaha YZF-R3	ITA	2'08.127	41 208,4	2'08.658	12 200,3	2'09.705	11 201,8	2'08.127	9 200,3	2'08.360	9 208,4
28	S. MARKARIAN Kawasaki Ninja 400	FRA	2'08.206	25 202,2	2'10.229	7 199,2	2'09.947	9 202,2	2'08.206	9 201,1		
29	A. MILLAN GOMEZ Kawasaki Ninja 400	ESP	2'08.267	18 207,2					2'08.468	9 200,3	2'08.267	9 207,2
30	J. GIRAL ROMERO Yamaha YZF-R3	ESP	2'08.280	33 203,7	2'08.280	13 203,3	2'09.223	12 203,3	2'08.293	8 203,7		
31	K. SABATUCCI Yamaha YZF-R3	ITA	2'08.311	40 207,6	2'09.431	13 204,1	2'09.960	10 197,8	2'09.192	8 202,2	2'08.311	9 207,6
32	R. BIJMAN Yamaha YZF-R3	NED	2'08.410	36 206,9	2'08.816	12 206,9	2'10.206	6 199,6	2'08.410	9 203,7	2'08.665	9 206,5
33	D. BERTA VINALES Yamaha YZF-R3	ESP	2'08.451	35 205,3	2'09.310	13 202,6	2'11.934	5 201,4	2'08.825	8 197,8	2'08.451	9 205,3
34	P. SVOBODA Yamaha YZF-R3	CZE	2'08.535	39 205,7	2'10.310	9 200,0	2'10.871	13 202,2	2'09.131	8 200,7	2'08.535	9 205,7
35	V. STEEMAN KTM RC 390 R	NED	2'08.611	42 206,5	2'08.682	12 202,2	2'09.480	13 197,8	2'08.973	8 198,1	2'08.611	9 206,5
36	J. GIMBERT Kawasaki Ninja 400	FRA	2'08.623	41 202,6	2'10.280	13 198,5	2'10.841	10 193,9	2'09.557	9 199,6	2'08.623	9 202,6
37	A. CARRION Kawasaki Ninja 400	ESP	2'09.021	13 203,7	2'09.021	13 203,7						
38	B. NEILA Yamaha YZF-R3	ESP	2'09.100	43 208,4	2'11.007	12 201,1	2'10.694	13 194,6	2'09.100	9 201,4	2'09.915	9 208,4
39	A. DIEZ RODRIGUEZ Kawasaki Ninja 400	ESP	2'09.406	27 209,7	2'09.406	10 209,7			2'12.843	8 198,9	2'10.631	9 207,2
40	A. FRAPPOLA Kawasaki Ninja 400	ITA	2'09.660	41 203,3	2'12.628	12 198,5	2'12.641	12 195,6	2'10.385	9 199,6	2'09.660	8 203,3
41	I. OFFER Kawasaki Ninja 400	GBR	2'10.240	37 204,9	2'11.568	13 201,4	2'14.075	10 197,8	2'12.517	7 198,5	2'10.240	7 204,9
42	S. RAINERI Kawasaki Ninja 400	ITA	2'10.493	42 201,8	2'13.296	12 199,6	2'11.455	12 193,5	2'10.493	9 200,0	2'10.515	9 201,8
43	J. ROMERO Kawasaki Ninja 400	ARG	2'10.679	41 203,3	2'11.418	13 203,3	2'13.881	10 197,8	2'11.634	9 202,2	2'10.679	9 199,2
44	J. MCMANUS Kawasaki Ninja 400	IRL	2'11.650	37 203,3	2'12.520	13 203,3	2'12.791	7 200,7	2'11.717	9 200,3	2'11.650	8 202,2
45	M. DUARTE Yamaha YZF-R3	POR	2'11.674	40 202,2	2'12.328	12 202,2	2'14.200	13 191,8	2'12.599	7 198,1	2'11.674	8 200,3

22/05/2021

These data/results cannot be reproduced, stored and/or transmitted in whole or in part by any manner of electronic, mechanical, photocopying, recording, broadcasting or otherwise now known or herein after developed without the previous express consent by the copyright owner, except for reproduction in daily press and regular printed publications on sale to the public within 60 days of the event related to those data/results and always provided that copyright symbol appears together as follows below.

© DORNA WSBK ORGANIZATION Srl 2021

